Portfolio

Vikas Agrawal

Design & Strategy



AS SEEN IN | Forbes Entrepreneur Inc.



Vikas Agrawal

12+ Years of Design Expertise

Over a decade of success helping businesses with high-converting pitch decks, websites, brochures, illustrations, videos, and sales collateral.

570+ Projects Successfully Completed

I have aced several projects by consistently providing premium visuals that support measurable business growth.

1000+ Clients Have Trusted Me

A plethora of global enterprises, SaaS companies, and financial institutions have trusted me for my mastery in personalized visuals that effectively convey your brand value to your target audience.

Tech

Executive Summary

Meet The Only Design Partner You'll Need

I've spent 12+ years mastering the art of crafting persuasive sales enablement visuals that don't just look great—they drive customer action and sales! Today, I've successfully served over 1000 global clients across several industries, and I'm ready to be a strategic addition to your internal team.

15+ Global Markets Conquered

I've collaborated with teams across Europe, North America, and Asia, delivering culturally relevant sales materials to captivate diverse audiences.

100% Client Satisfaction

Clients appreciate my strategic insights, constant cooperation, and reliability - forming the basis for lasting partnerships.

08+ Industries Served

My all-around industry expertise spans technology, finance, healthcare, education, and beyond, demonstrating my flexibility.

Stack

What you will see in this document?

UI/UX	Company Profiles	Reports
Sales Enablement Materials	E-books	
Motion Graphics (2D/3D)	Case S	
Web Design & Coding		

Branding Identity Design

Capabilities Decks

Social Media Posts

Explainer Videos

Studies

Whitepapers

Pitch Presentation Decks

Pitch Decks

CryptoLegacy Digital Inheritance
Pitch Deck

CryptoLegacy | Digital Inheritance

Estate Plan For All Digital Assets

Crypto / NFT / Online Accounts

Revolutionizing the Legacy Planning Industry



John Doe
Co-Founder



Jonathan Doe
Co-Founder

CONFIDENTIAL

CryptoLegacy.ai

Crypto / NFT Market Potential

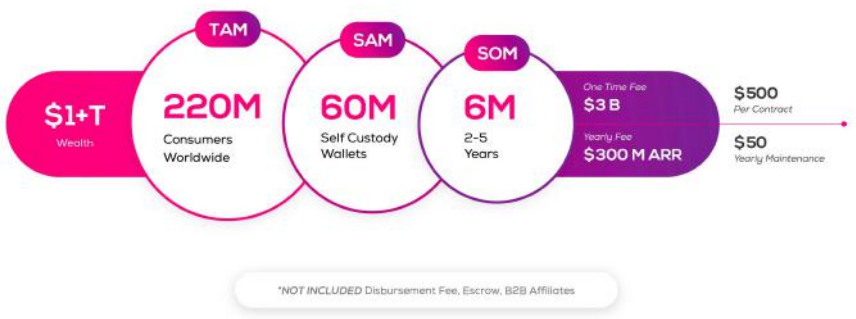

CONFIDENTIAL PAGE 6 CryptoLegacy.ai

Everyone Needs A Legacy Plan

Dire need for a Comprehensive Estate Plan



CONFIDENTIAL PAGE 15 CryptoLegacy.ai

BOOK A MEETING
With Vikas Agrawal



Qala
Pitch Deck

QALA
Let's Begin.

Addressable Market

This is informed by 50+ conversations with thought leaders, executives and senior software engineers highlighting an immediate demand for the webhook solution and strong resonance with data

SAAS Model Licence fee

Q-Flow $5'000 P.A.

Q-Flow Advanced Event Gateway $15'000 P.A.

Q-Vault $30'000 P.A.

+ Usage beyond license threshold per event

+

Target Market

US & UK

23'500 companies
- Fintech
- Insuretech
- Medtech

=

Large serviceable market

Q-Flow $150M+ p.a.

Q-Flow Advanced Event Gateway $400M+ p.a.

Q-Vault $800M+ p.a.

The Problem

Handling data privacy in real time is hard...

New Feature Development

- Modern Architecture
- Data Security
- Monitoring & Logging
- Regional Data Compliance
- Data Storage
- Security Access
- Scalability
- Observability
- API Governance
- Data Registers
- 3rd party Integrations
- Reliability

Requires constant maintenance (40-60% of total engineering resource)

Product Development
What you see at a feature level.

What it really takes

Significant platform investment so that services can securely share information across complex systems.

Most compliance requirements are passed to expensive engineering resources to solve - increasing costs & slowing delivery.

Pitch Decks

Sense Defence
Pitch Deck



Executive Summary

According to Info security magazine:
72% of surveyed organizations have suffered at least one breach from a web app attack.

With the attack vectors being more diverse and complex the future of web application security seems more promising.

50% of web applications are vulnerable to cyberattacks.

The company is well positioned to generate **US$7.2 million** revenue in Year 5.

Sense Defence with its advanced cloud AI integrated WAF acts as a security guard monitoring, identifying, filtering traffic to the web application from the internet.

Sense defence expects to raise **US$ XX million**.



Source: InfoSecurity

Products

Bot Management

The Sense Defence Bot Management module helps businesses discover and stop harmful bots while enabling beneficial bots run (example: SEO). Its AI can filter harmful bots and process trillions of inquiries per second. AI-driven distributed cloud bot security from Sense Defence protects business endpoints from sophisticated edge assaults without compromising performance

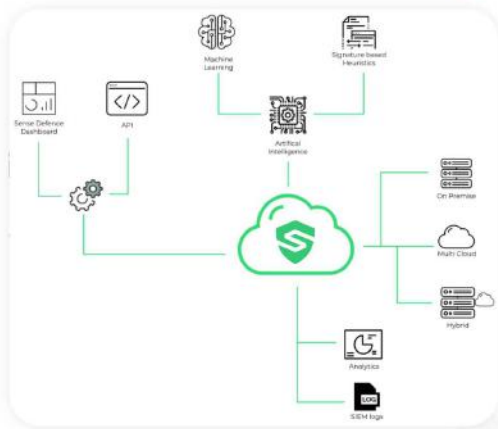

BOOK A MEETING
With Vikas Agrawal



Pro Gamers Group
Pitch Deck







Sales Deck

The Buildclub: Finish Faster
Sales Deck



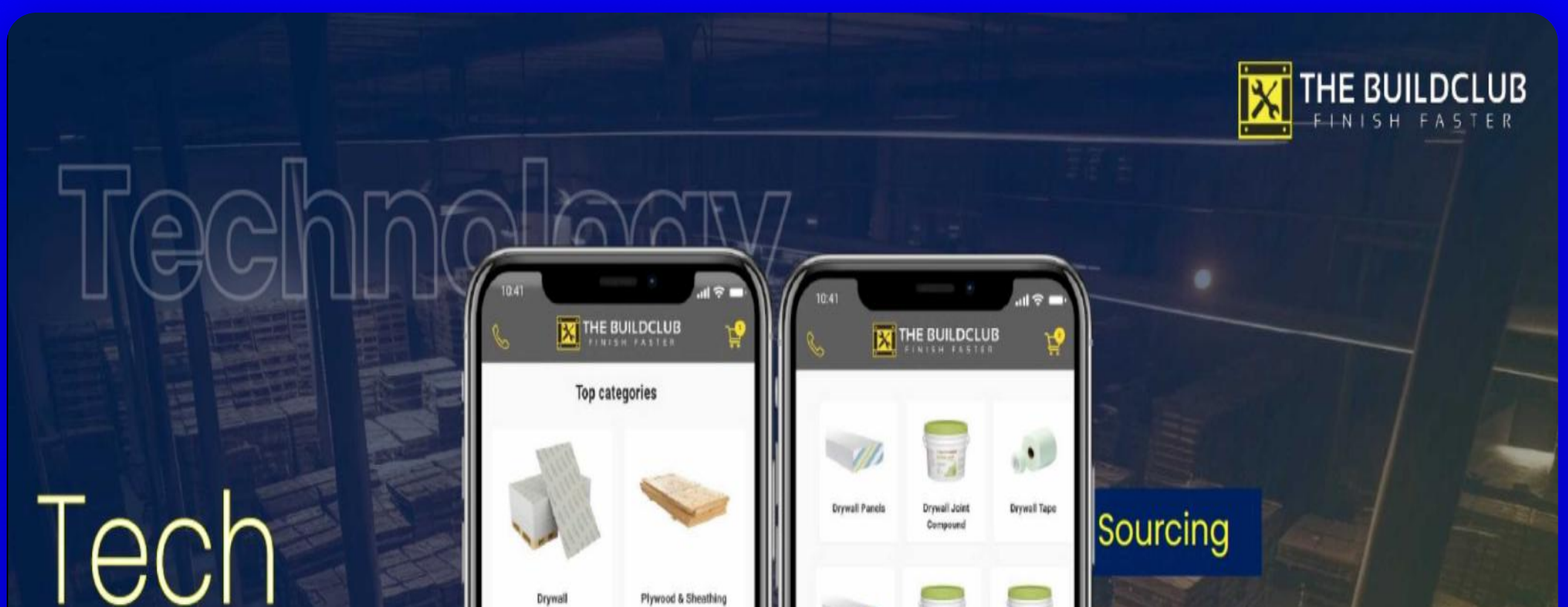

BOOK A MEETING
With Vikas Agrawal



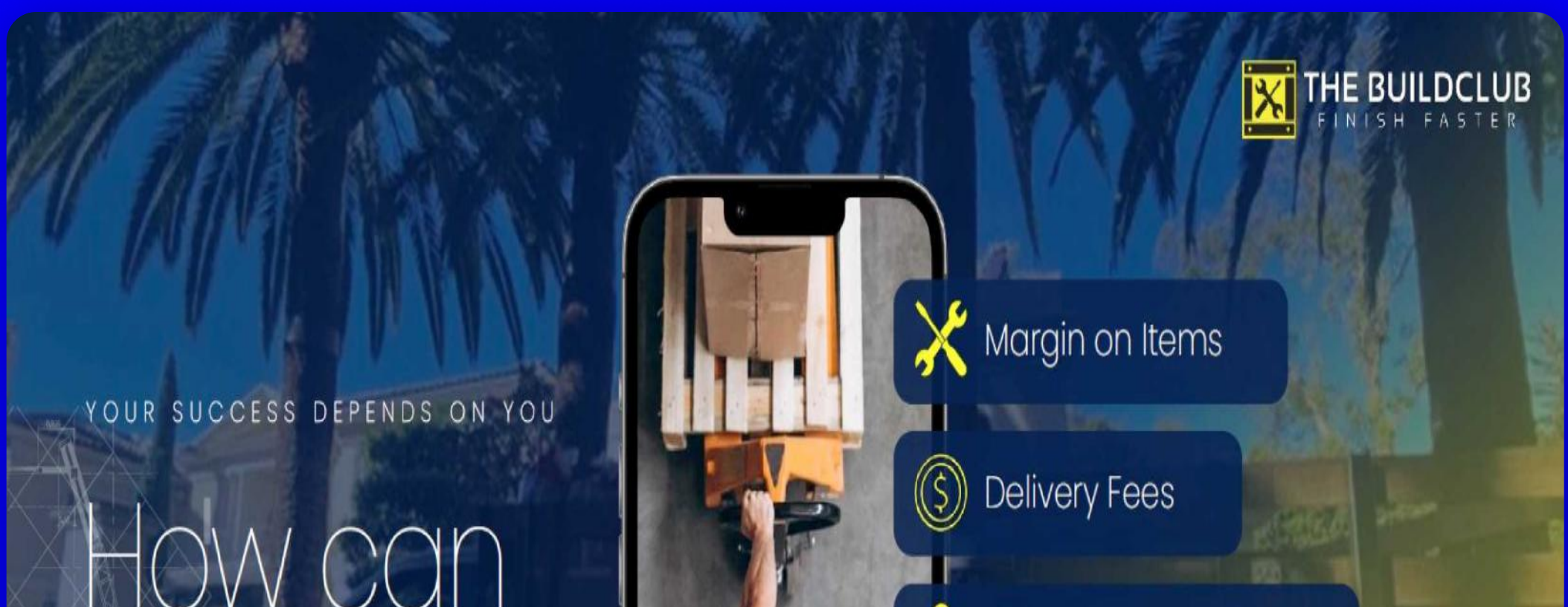

Sales Deck

Milestone IQ
Sales Deck

MilestoneIQ

Fractional Marketing & Operations Talent Curation

Strategic, Director-Level Planners/Executors



▶ **Get to all those "what if" growth initiatives without breaking the bank.**

Business Constraints Today

02

Everyone is struggling

- Talent shortage
- Payroll limitations
- Short timelines
- Expertise limitations



Harder to sell, build revenue, and grow

Doing the same old things is not an option

BOOK A MEETING
With Vikas Agrawal



MilestoneIQ is Introducing a New Type of Fractional Talent



09

- Senior professionals with specializations you need
- Verified track record of success in your industry
- Hit the ground sprinting
- Become a true, culturally aligned part of your team
- Self-guided, director level specialists
- Strategic planners and executers all in one
- Ideal talent solution for startups

MilestoneIQ

Get matched as fast as **5 days**

No cost until a project is started

Next Steps

Complete

Meet with a

Sit back and

E-Books

Yapp
Technical Guide E-Book

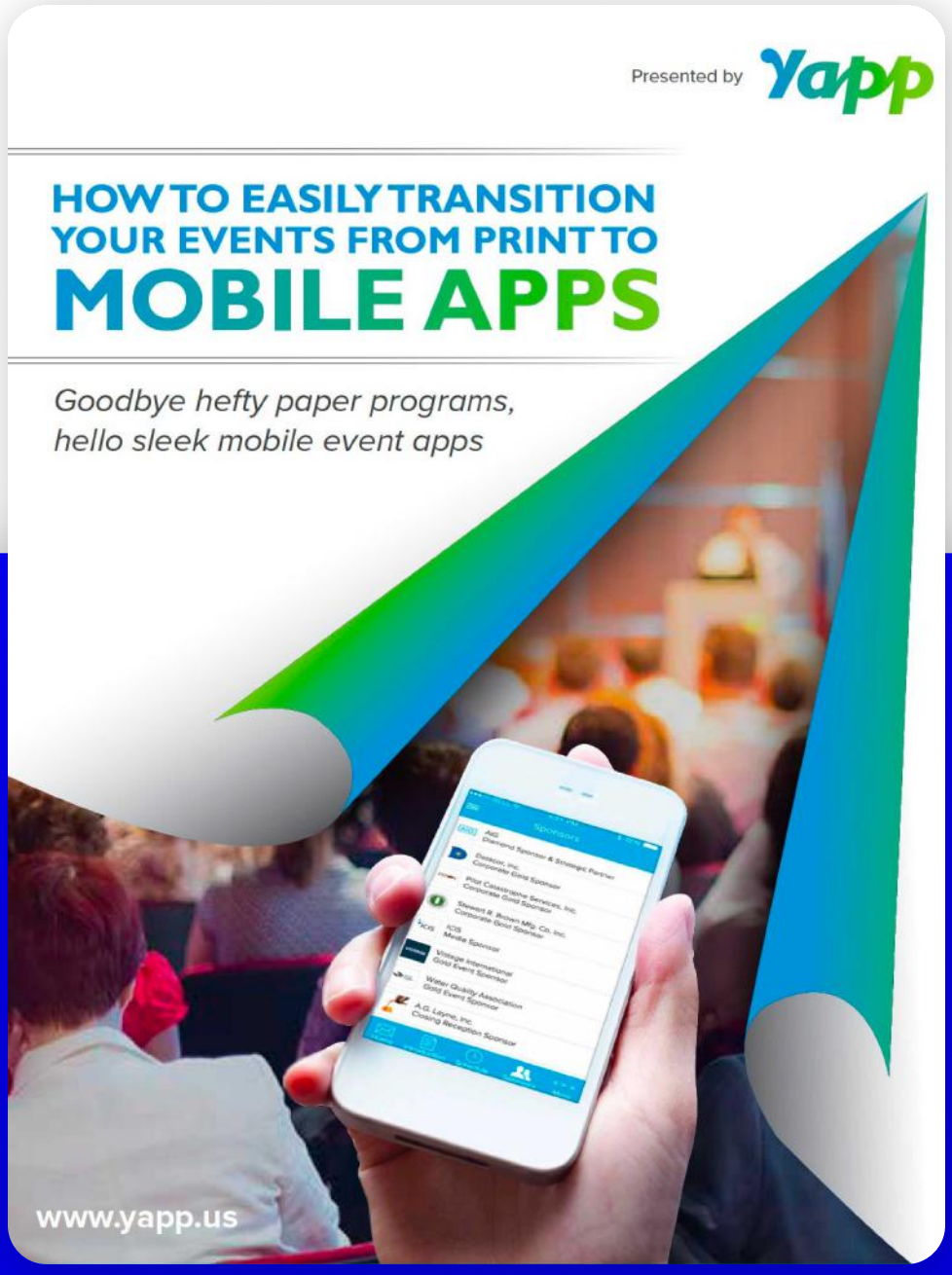

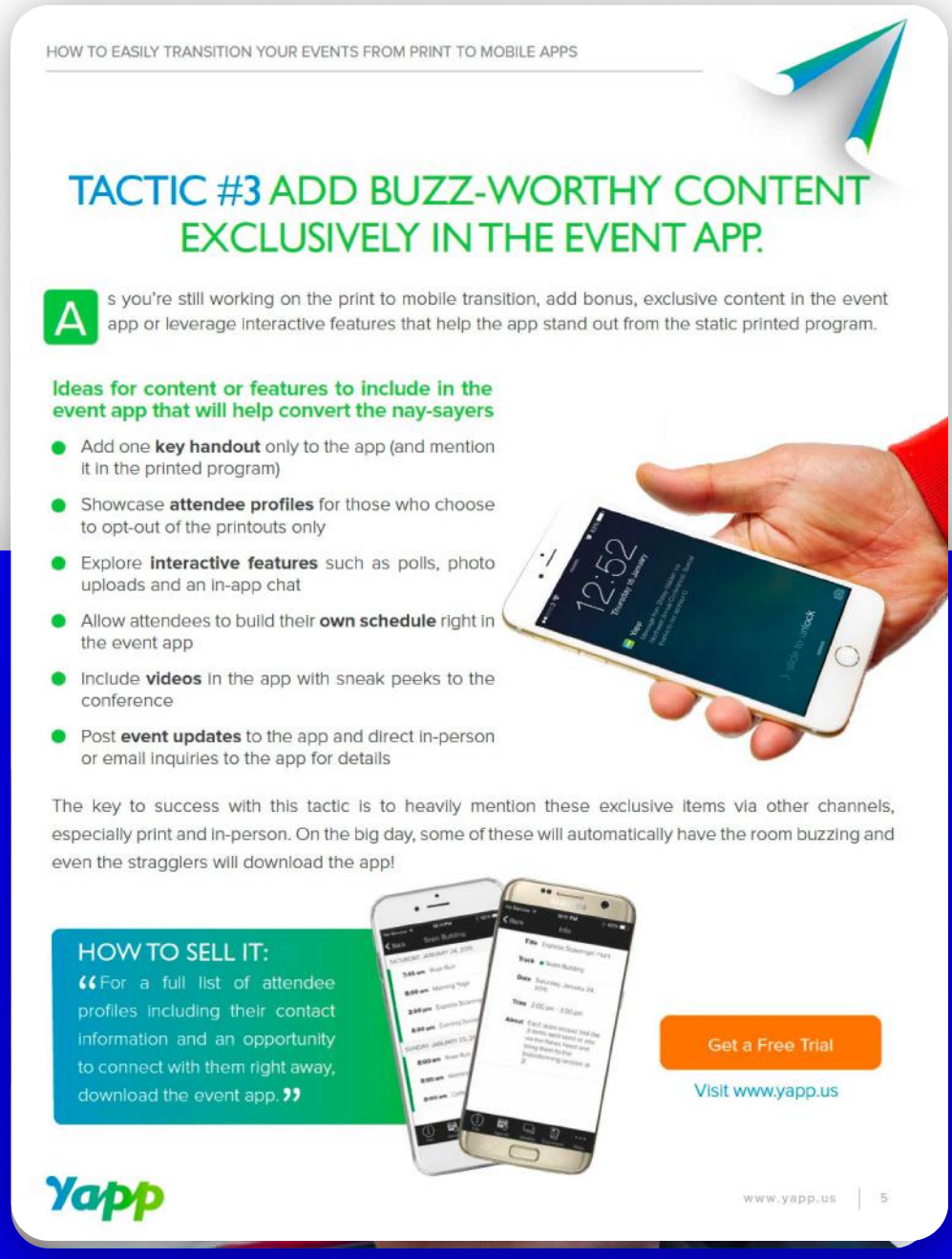



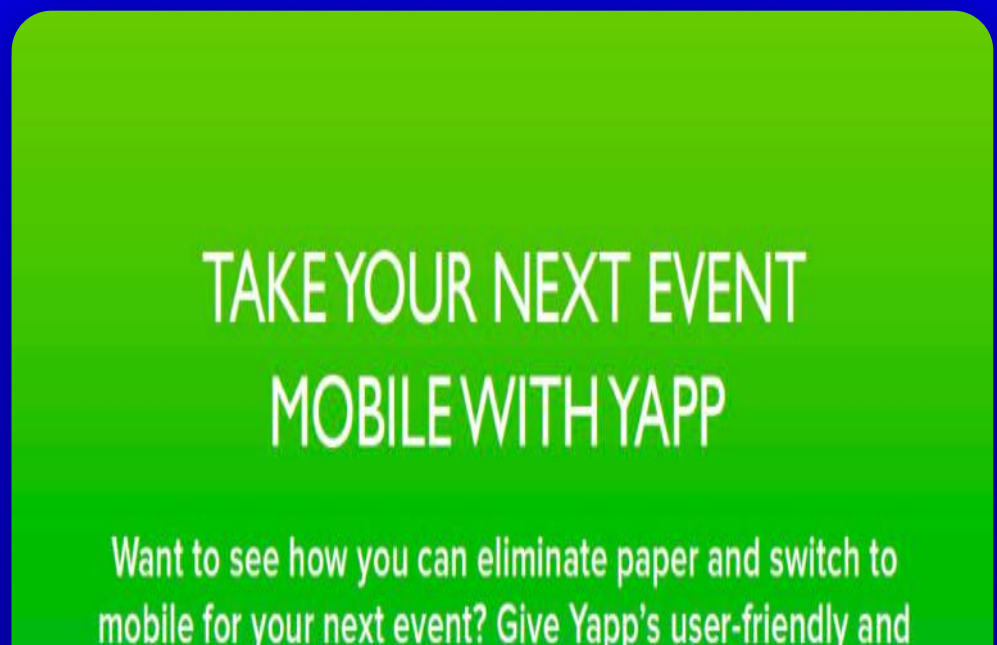

BOOK A MEETING
With Vikas Agrawal



GetBusy
Finding Focus E-Book

FINDING FOCUS:
How to Preserve Your **Team's Productivity** in An Always-On World



GetBusy

getbusy.com

GetBusy

Productivity Lost:
Our divided attention



As you have probably realized by now, our ability to engage in deep work or focused thinking suffers the most in our always-on workplaces.

This is how Yet, the product of modern knowledge workers comes from focused attention and focused attention requires periods of uninterruption.This is how you team creates value: by performing cognitive tasks such as creating content, developing code, or analysing data.

When we are interrupted while engaging in thoughtful work we lose not only the time spent dealing with the interruption but also the time needed to recover from that interruption. Each time we mentally shift gears, we experience what is known as the context switching penalty. [16]

We lose valuable time regaining our focus and the effort to get back on track increases our cognitive load.

How much time do we lose when we our attention is divided?

According to one study, we lose an average of 23 minutes and 15 seconds

16 "The mental penalties of context switching," September 15, 2019, Phil-Hayes-St. Clair. https://philhsc.com/context-switching-penalties/

GetBusy

How we spend our time

In 2012, McKinsey analysts reported that workers spent 28% of their time during an average workweek reading and answering emails and predicted that using social technologies for team collaboration and communication would raise the productivity of workers by 20 to 25 percent.[4]

It's 2019 and we now know that things did not go as expected.

The mediums may have changed



GetBusy

> "Gone are the days when the workplace was merely a physical space employees occupied during regular office hours...As the distinction between professional and personal life dissolves, and the workplace becomes truly digital, employees are communicating and collaborating in unprecedented ways."[1]
>
> *The digital workplace: Think, share, do, Deloitte*

Digital transformation has changed the types of work we do and how we do it. The past decade has seen companies embrace teamwork and collaboration as one of the best means to keep up with the rapid pace



Whitepapers

Rhipe **Whitepaper**

Social, mobile and marketing:
How Australian CIOs can prepare for tomorrow's
IT department



A CIO Australia research report,
sponsored by Rhipe.

rhipe

Introduction

Australia's IT departments are experiencing rapid
for new and improved service delivery is increasin
empowered to procure their own IT services exte

This report uncovers the status and intentions o
trends impacting traditional IT and business proc
and how it compares with non-retail organizat
business to share knowledge, collaborate within a
and manage procurement requirements from m
well positioned your organization is for new oppor
of 60 IT managers and CIOs with the results prese



BOOK A MEETING
With Vikas Agrawal

l change. The appetite of customers and partners
ng, and internal business units are becoming more
rnal providers.

f Australia's IT managers on a range of emerging
cesses with a particular focus on the retail sector
tions. How well the IT department enables the
a social enterprise, work outside an office location
arketing and other functions will determine how
rtunities. CIO Australia conducted an online survey
ented in this report.



Knowledge sharing at heart of business collaboration



Australian businesses are dealing with an explosion of data and the knowledge that comes with it. The days of the traditional client-server environment are gone, with mobile devices and cloud services now making up part of an organisation's information assets. If dealing with knowledge sharing and collaboration in the client-server era was difficult, it's only become more so, as IT managers now have another dimension of complexity to overcome to foster a collaborative culture.

Collaboration and knowledge sharing present real opportunity for organisations to improve processes and eliminate time consuming meetings and email exchanges. If more staff have an understanding of what others are working on, better strategic decisions can be made for the benefit of customers and partners.

CIO's research looked at how well IT managers are enabling technology platforms to encourage collaboration and knowledge sharing to all parts of the business.

Figure 1: IT managers split over the preparedness for business collaboration

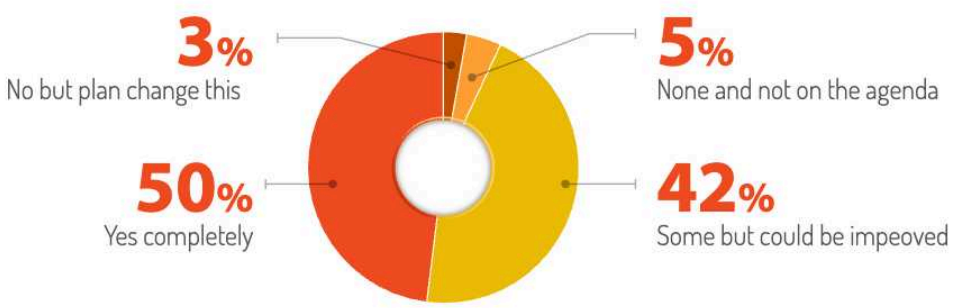

Do you feel your organisation has the right technology platforms to encourage collaboration and knowledge sharing across the business?

Source: CIO Australia online survey (60 respondents).

Explainer Videos

Ohio University Engineering Explainer Video



Listia Marketplace Explainer Video



Rigid Robotics Business Model Explainer



BOOK A MEETING
With Vikas Agrawal



SpendMend Platform Explainer Video



Polar Fresh Product Explainer Video



NJIT Five Ways Wearable Devices Will Change Personal Health



Short Form Videos

Motivational Reel



Branded Content

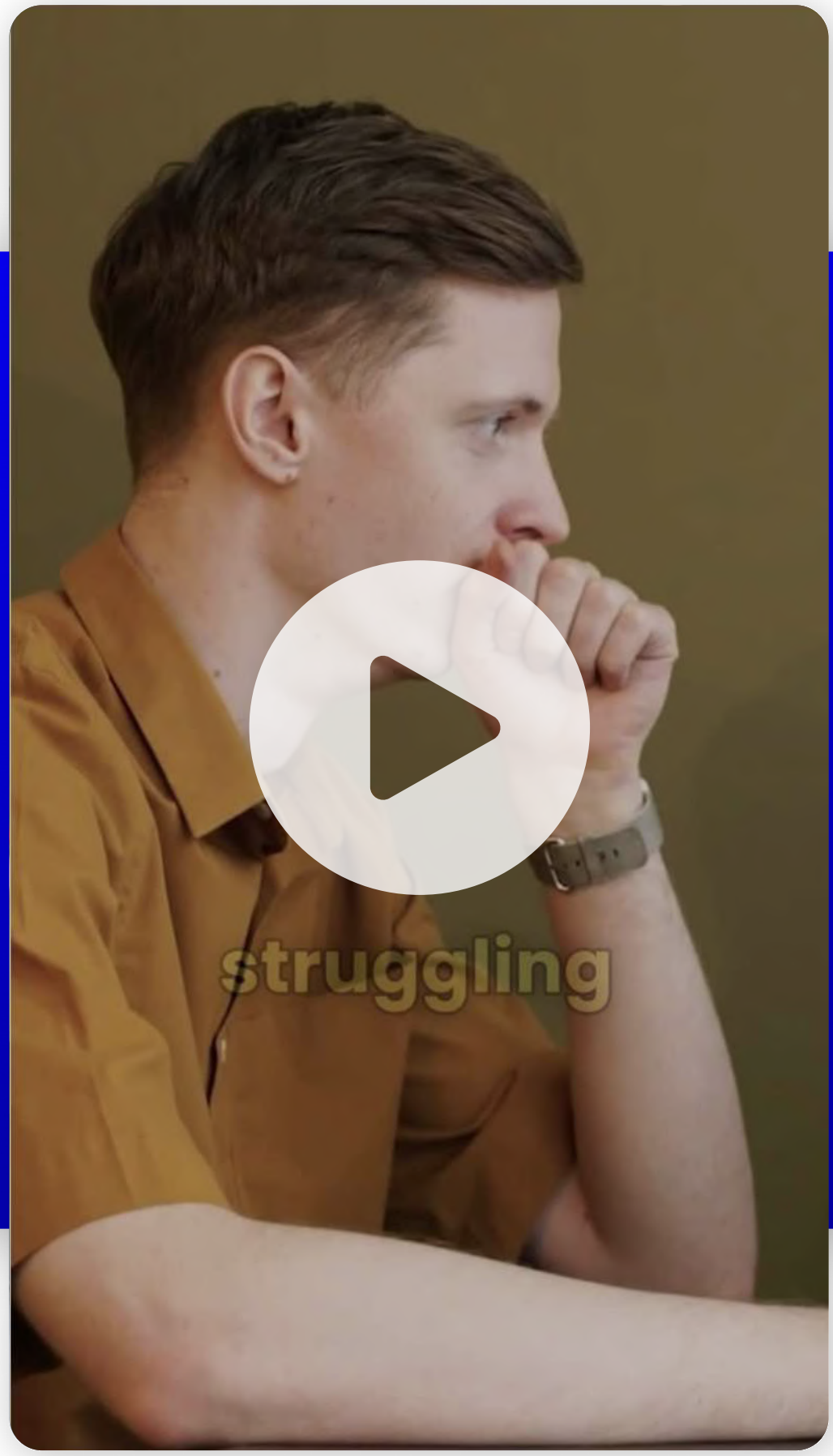



Educational Content

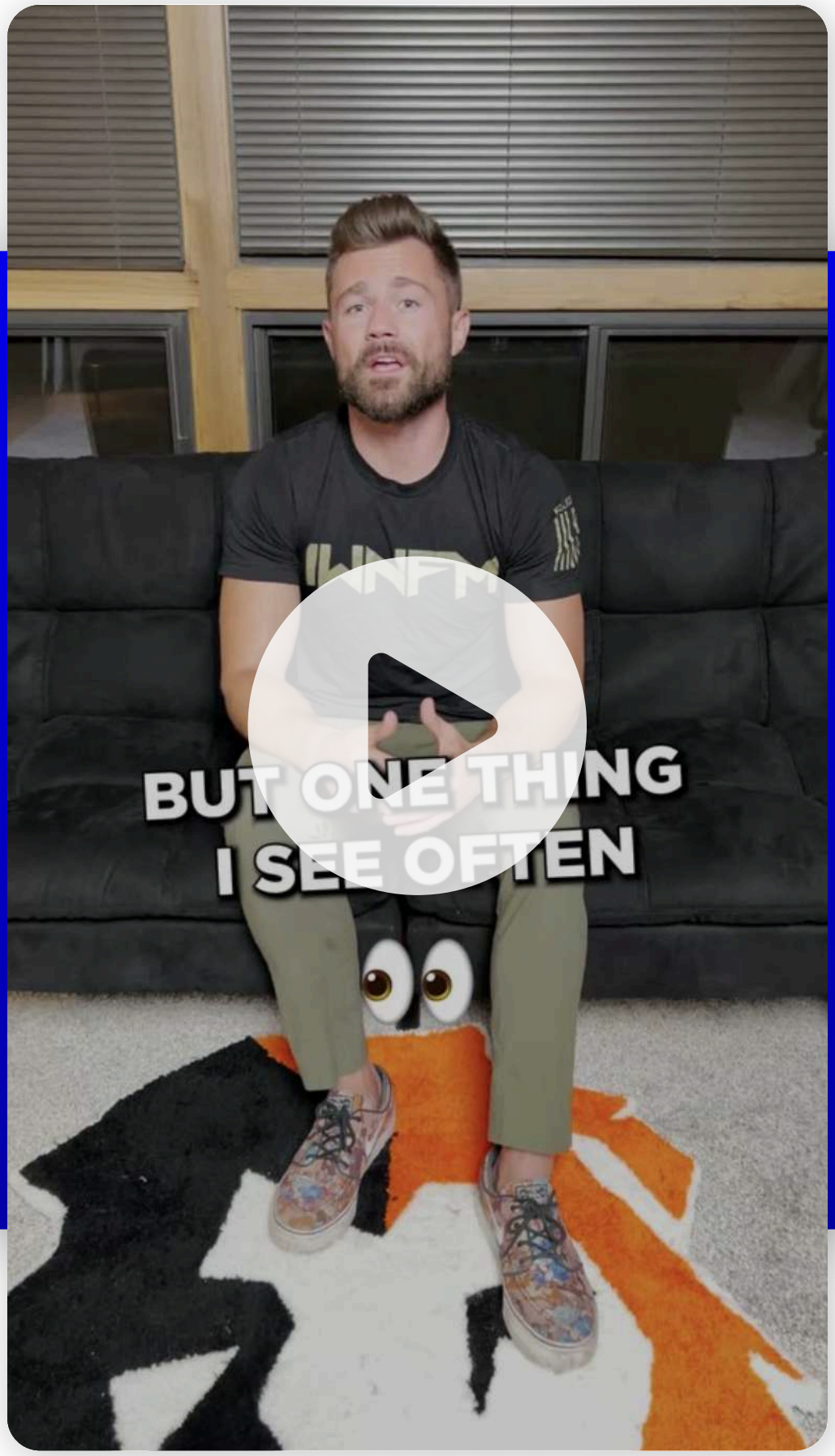

Digital Growth content



Websites

DiscoverCloud Website Design

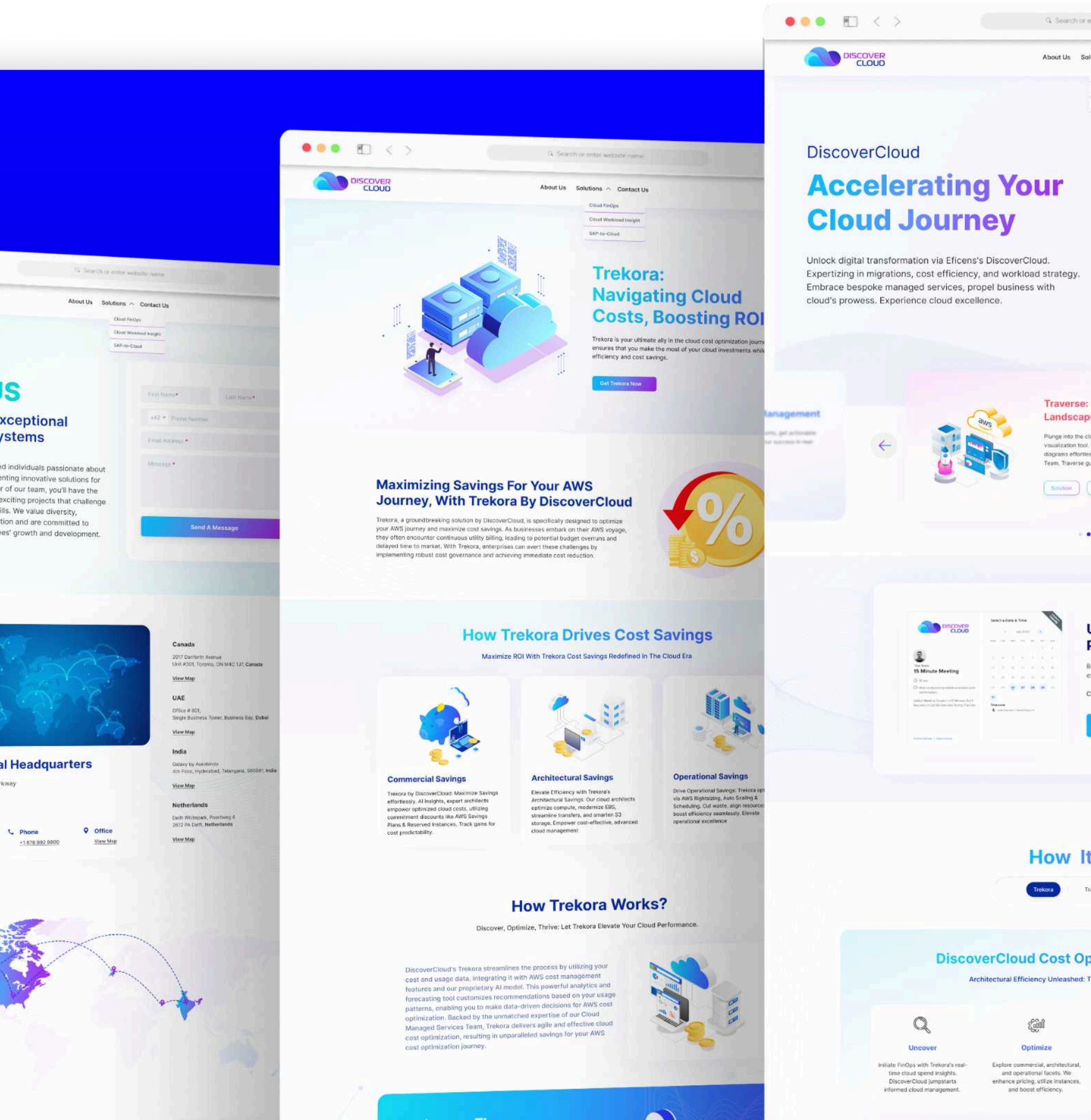

BOOK A MEETING
With Vikas Agrawal



Get started
Contact Us
Cloud FinOps
Cloud Workload Insight
SAP-to-Cloud

Visualizing Your AWS Cloud
e
ud with DiscoverCloud Traverse: the savvy AWS
Craft, customize, and share intricate deployment
sly. Empowered by live AWS data and Eficens's Cloud
ides unmatched cloud decisions.
Testimonial
How it works

Unlock DiscoverCloud's
Power!
ook now for a personalized cloud optimization journey. Our
xperts are ready to guide you.
onnect with us today!
Book An Appointment

Works
averse
SAPAssist

timization With Trekora
he Cutting-Edge Cloud Cost Optimizer
Strategize
Experts tailor insights, enhance savings. Align with standards, shape strategies for ongoing improvement.
Elevate
Our Managed Services refine your cloud. Align commerce, deploy tech, allocate smartly. Stay agile on your financial cloud journey.

About Us
Solutions
Contact Us
Get started
Cloud FinOps
Cloud Workload Insight
SAP-to-Cloud

eamline AWS
ud Deployment
h Traverse
e ultimate comprehensive solution for streamlined
e management. Uncover smart insights into your
e, & navigate your infrastructure landscape with
ficiency.
se Now

Efficiency Redefined
Unlock The Power Of Traverse For Seamless Operations
Effectively monitoring and managing your AWS cloud deployment workloads is crucial for maintaining operational efficiency and staying ahead in today's dynamic business landscape. Meet Traverse, an exceptionally powerful solution strongly inspired by AWS Workload Discovery. Traverse revolutionizes the way you visualize and understand your AWS resources, simplifying complex architectures and streamlining your workflow.

How Traverse Streamlines Infrastructure Management
Smart Insights, Smooth Operations: Discover The Power Of Traverse
e Architectures
erate AWS diagrams, uncovering
esource connections. Real-time data,
omization. Simplify inventory
ent through user-friendly interface.
Cost Visibility
Integrate with AWS Cost & Usage Reports. Effortlessly query costs for resources and services. Cost insights auto-calculated and displayed on diagrams for optimal AWS cost management.
Quick Resource Search
Locate resources swiftly using powerful search tools. Identify by names, tags, IPs. Enhance decision-making and resource control.
e Directory Exploration
AWS resources via comprehensive
Effortlessly build diagrams with
ual cues. Discover and manage
seamlessly.
Effortless Collaboration
Export diagrams (PNG, JSON, CSV, Draw.io). Share and collaborate easily. Traverse preserves insights for future reference beyond AWS discovery.
Streamlined Cloud Management
Traverse empowers AWS insights, simplifying complex architectures, cost optimization, and cloud management. Your trusted ally for efficient AWS resource handling.

Discover The Power Of Traverse
Elevate your AWS Cloud deployment workload management to new heights. Empower your team with clarity and efficiency, and unleash the full potential of your AWS environment today.
Try Traverse

About Us
Solutions
Contact Us
Cloud FinOps
Cloud Workload Insight
SAP-to-Cloud

Supercharge Y
To-Cloud Jour
SAPAssist Acc
Level up SAP-to-cloud with SAPAssist! Swift,
Accelerate your migration journey today.
Try SAPAssist Now

calable & Optimized Landing Zone
ist - Landing Zone Setup For
rkloads
reasingly adopt cloud technology, a well-designed landing zone is
e a smooth and efficient transition of your SAP workloads to the
t. Our team of experienced cloud migration professionals specializes
ding zones specifically tailored for SAP workloads. Our landing zone
s industry-leading security practices to protect your sensitive data
liance with relevant regulations.

How SAPAssist Accelerates SAP-To-Cloud Mig
Maximize Performance, Minimize Disruptions: Streamline Migrations
ble
landing zone scales with
g needs, using cloud tech and
practices for optimal growth.
Boost Performance
Engineered for high-performance, responsive computing. Tailored landing zone meets your requirements.
Seamless
Standardiz
for smooth
Uninterrupt
performanc
nized Disruptions
response, scalability, resource
ncy for peak business
ized availability, minimal
ime during migration.
Robust Security
End-to-end security. Encryption, access control, continuous monitoring shield SAP data. Trust our cloud expertise against threats.
Tailored F
Customize
unique nee
cloud solut
your IT lan

Migrate to Suite on HANA
Accelerate Your Bus

UI/UX & Dashboard Design

NIVAA Medical App Design

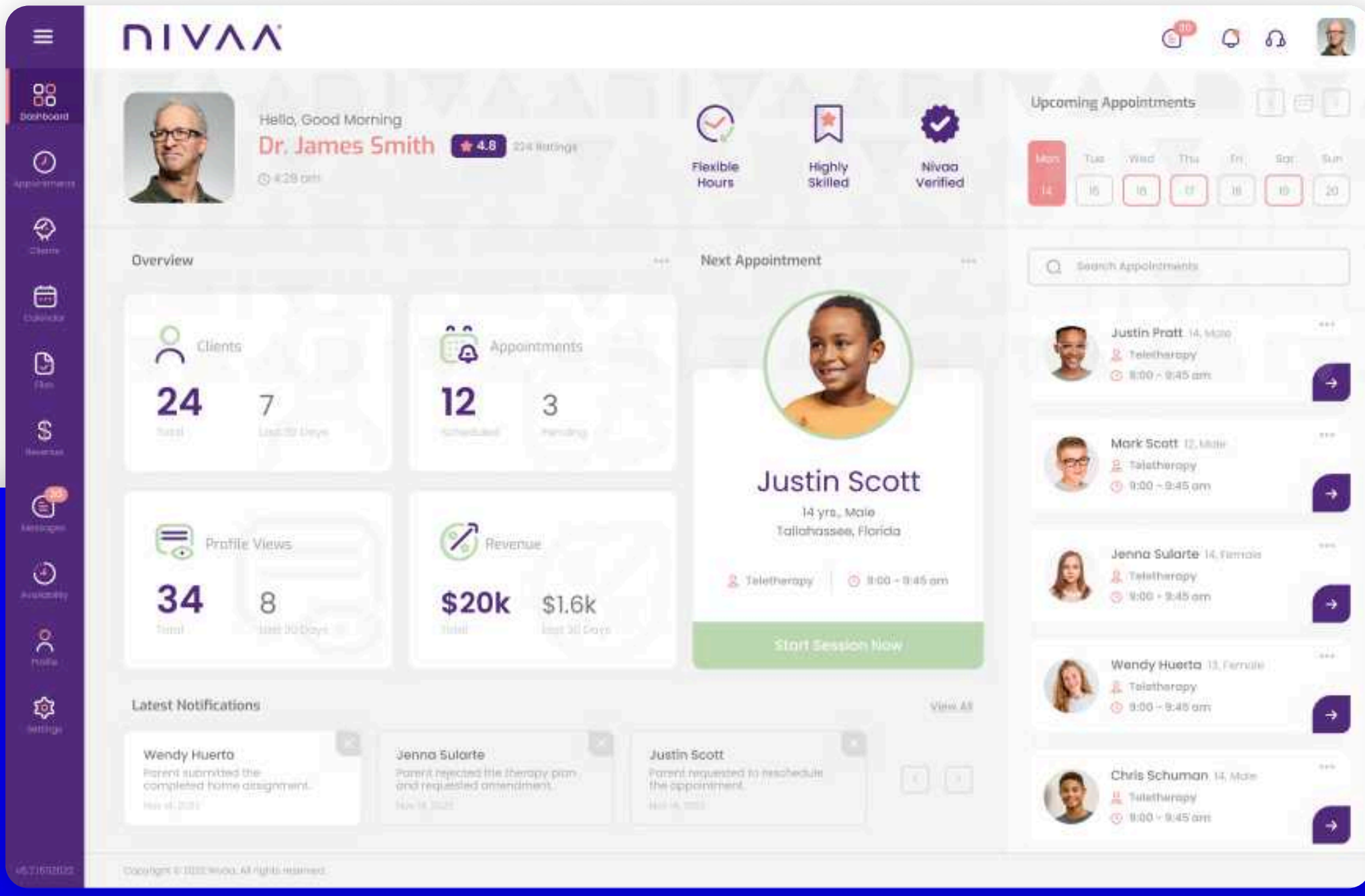

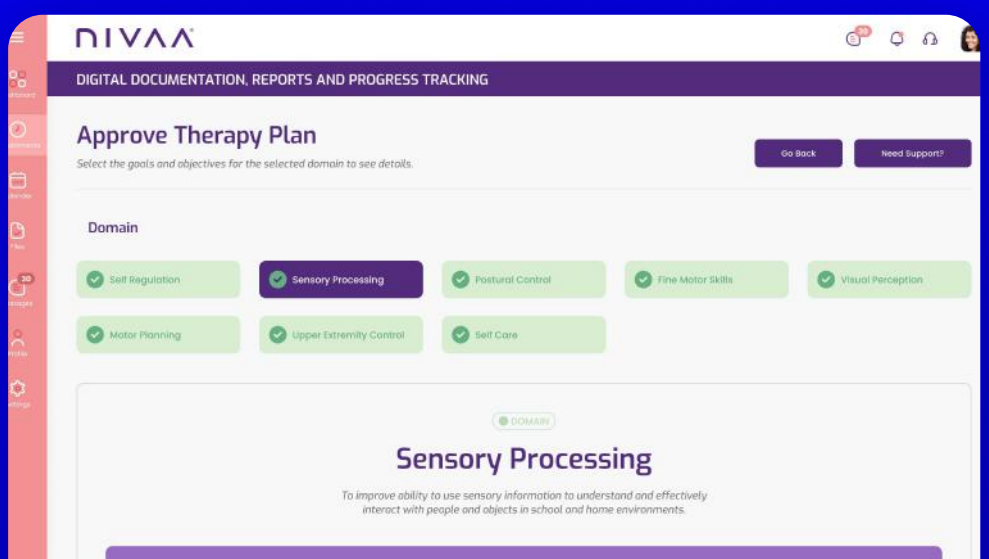

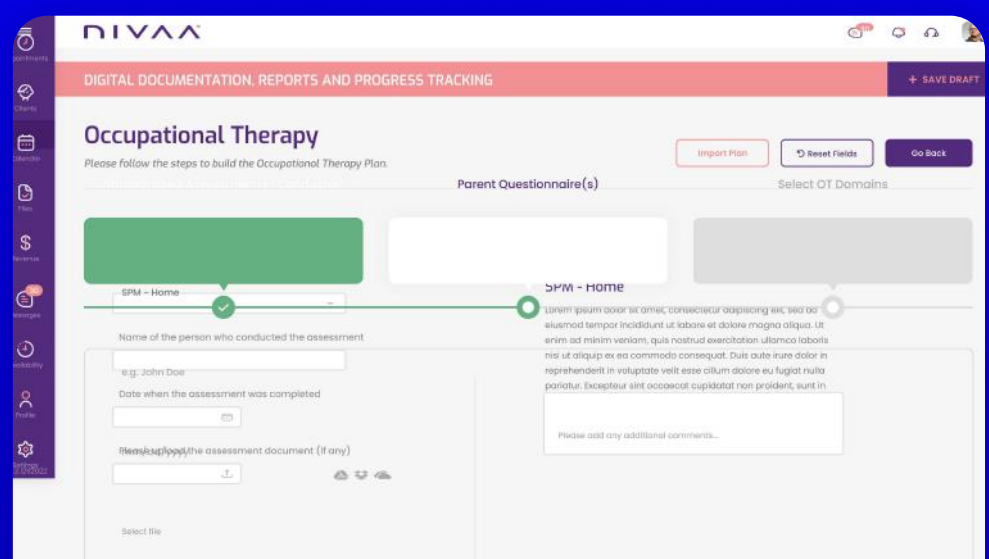

BOOK A MEETING
With Vikas Agrawal



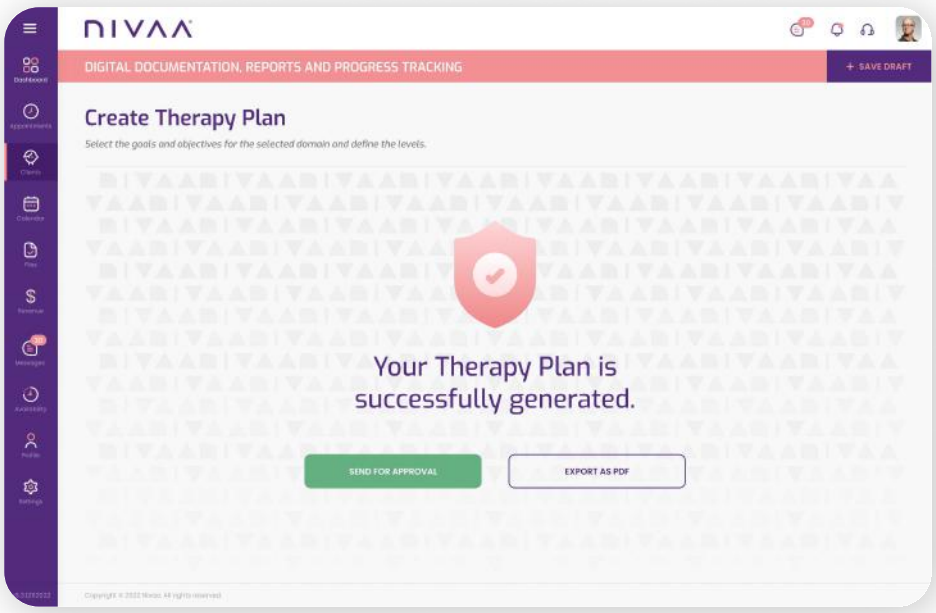

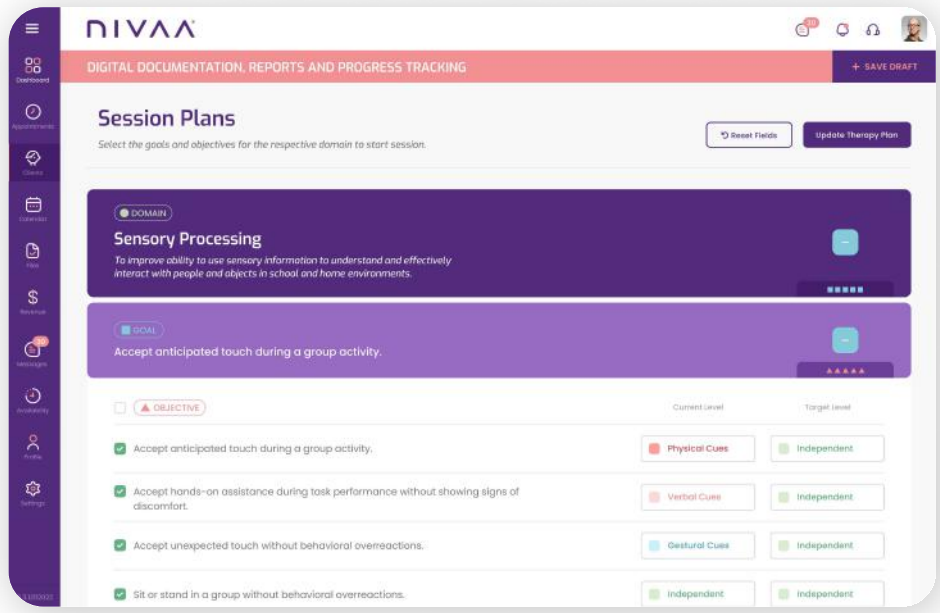

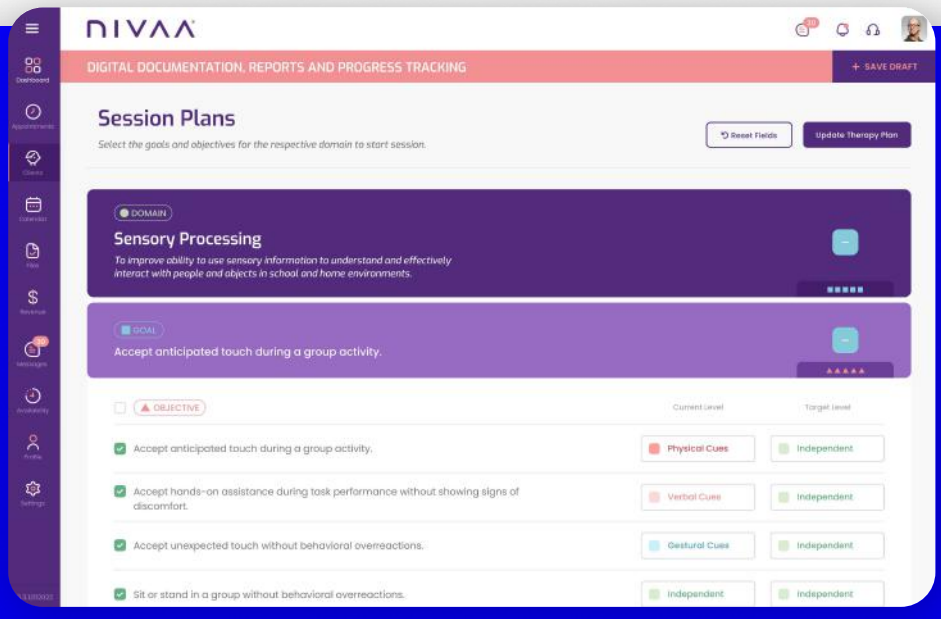

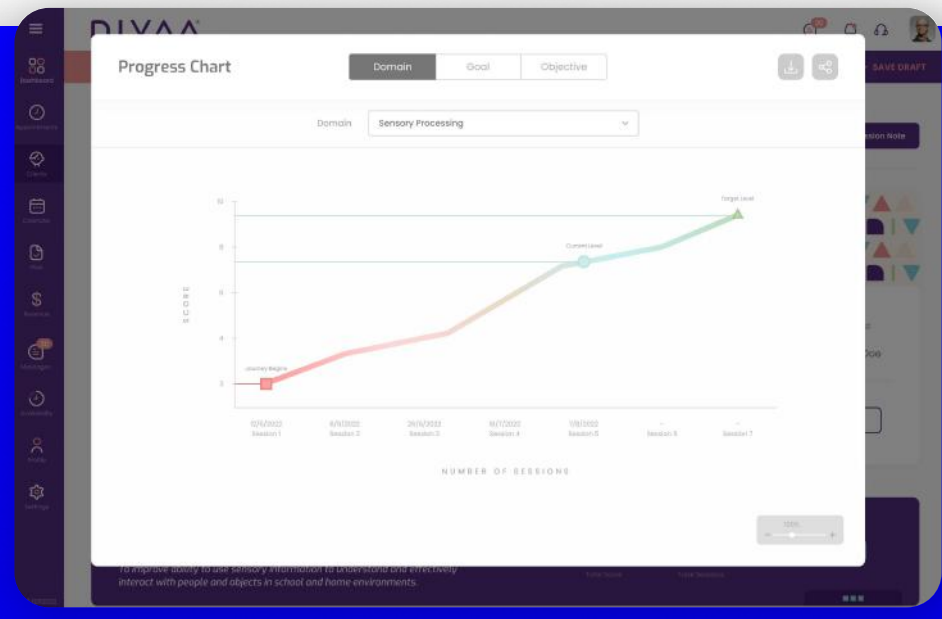

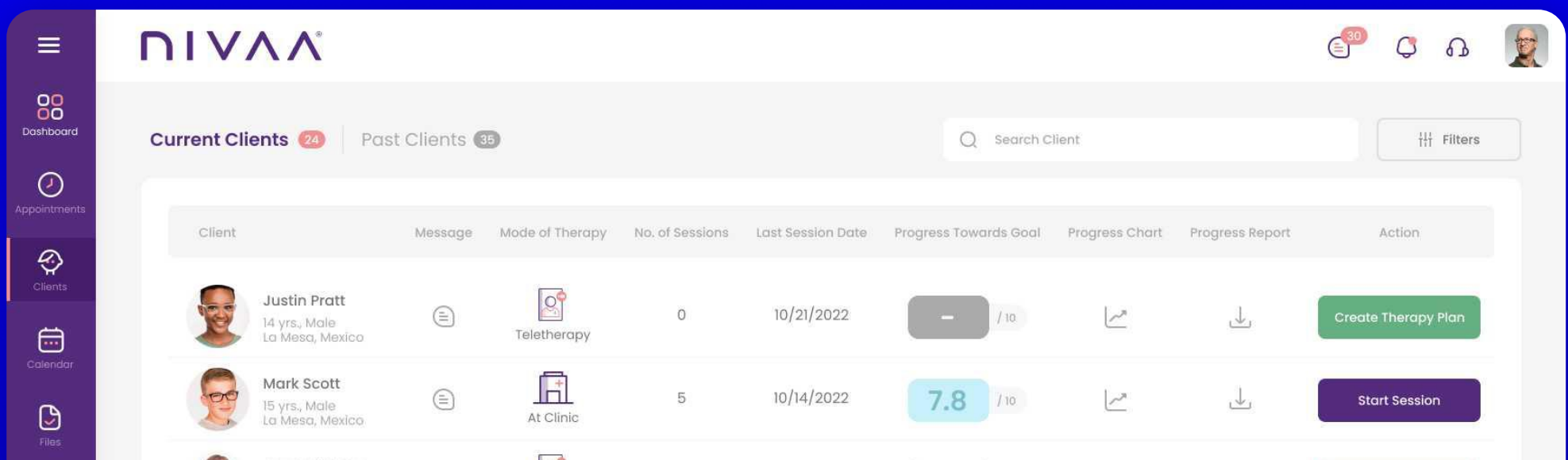

Landing Pages (Mobile Responsive)

Ketan Kale Personal Folio Landing Page



e-First & Cross Device



BOOK A MEETING
With Vikas Agrawal

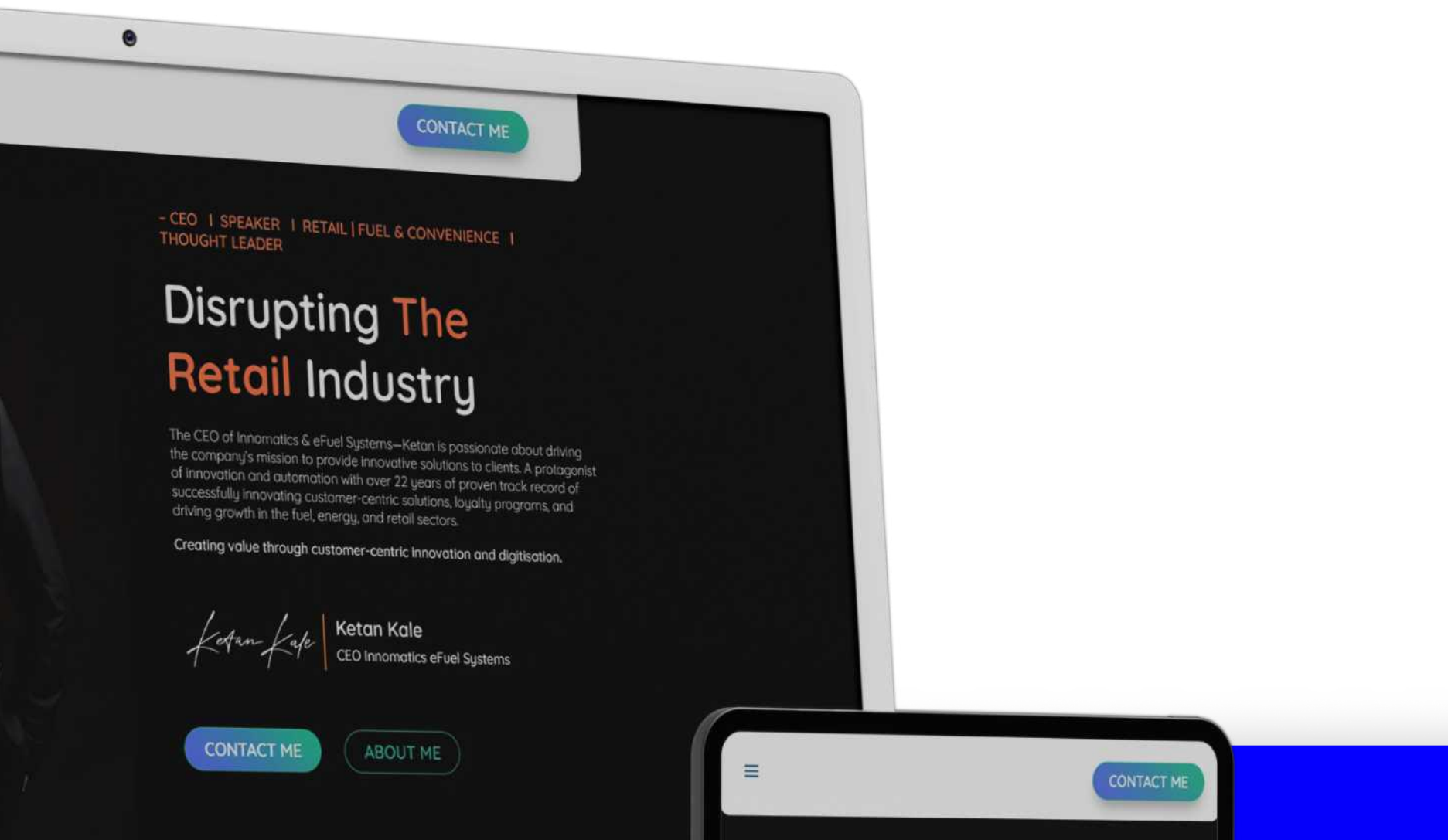

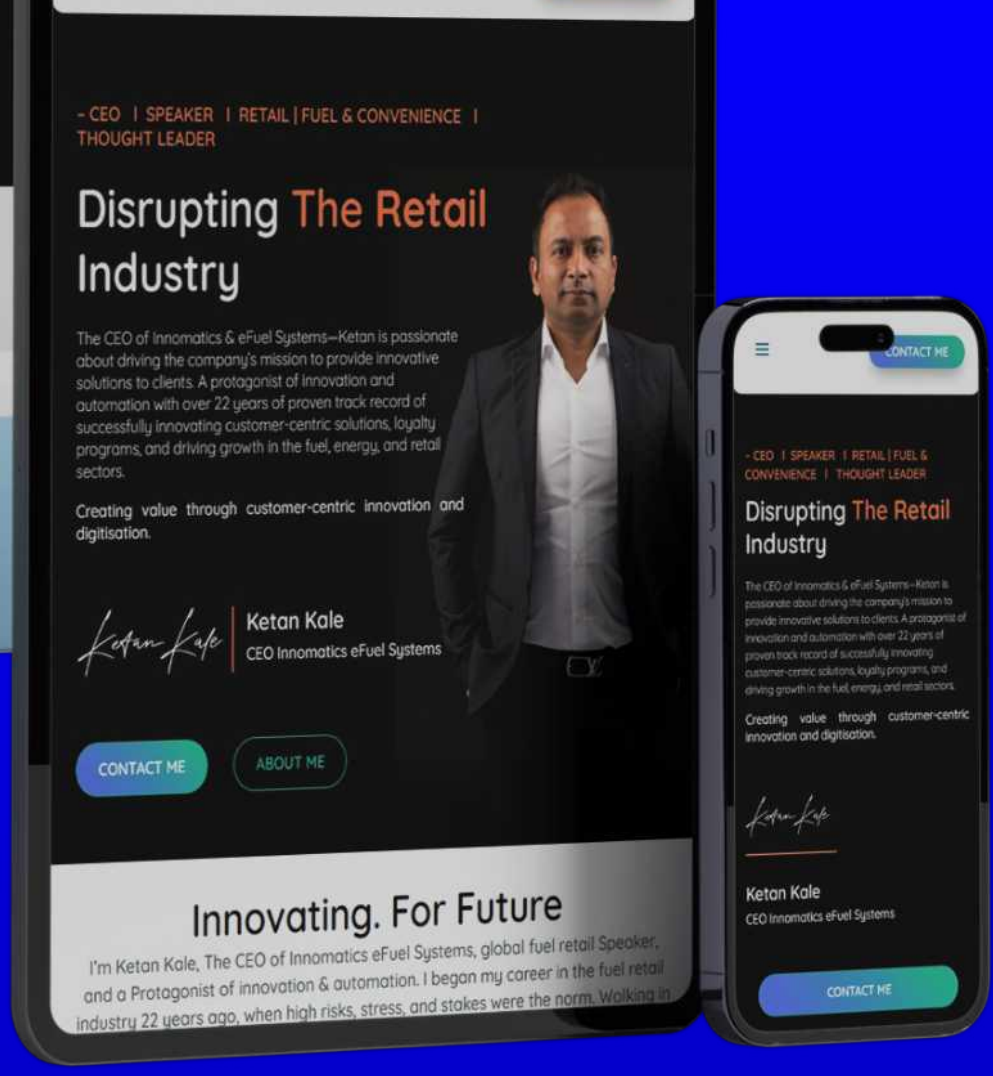

Media Kit

Moving 2 Canada 2025 Media Kit



Our Audience

OUR 420K UNIQUE MONTHLY VISITORS COME FROM ALL OVER THE GLOBE:



Source: 2019 Google Analytics traffic on moving2canada.com

By 2027, Canada's newcomer segment will be worth over $70 billion.

Source: Solutions Research Group (SRG) 2017 Study of New Canadians

What We Offer

NEWCOMER MARKETING SERVICES WITH WORLDWIDE COMPLIANCE.

We are experts in overseas marketing to the newcomer segment.

We offer out-of-the-box marketing services at all stages of the pre-arrival and post-arrival journeys. With enhanced segmentation capabilities, we can ensure your message reaches only the most relevant audiences.







What We Offer

NEWCOMER MARKETING SERVICES WITH WORLDWIDE COMPLIANCE.

We are experts in overseas marketing to the newcomer segment.

We offer out-of-the-box marketing services at all stages of the pre-arrival and post-arrival journeys. With enhanced segmentation capabilities, we can ensure your message reaches only the most relevant audiences.







Reports

University Of Cambridge Climate Change Report



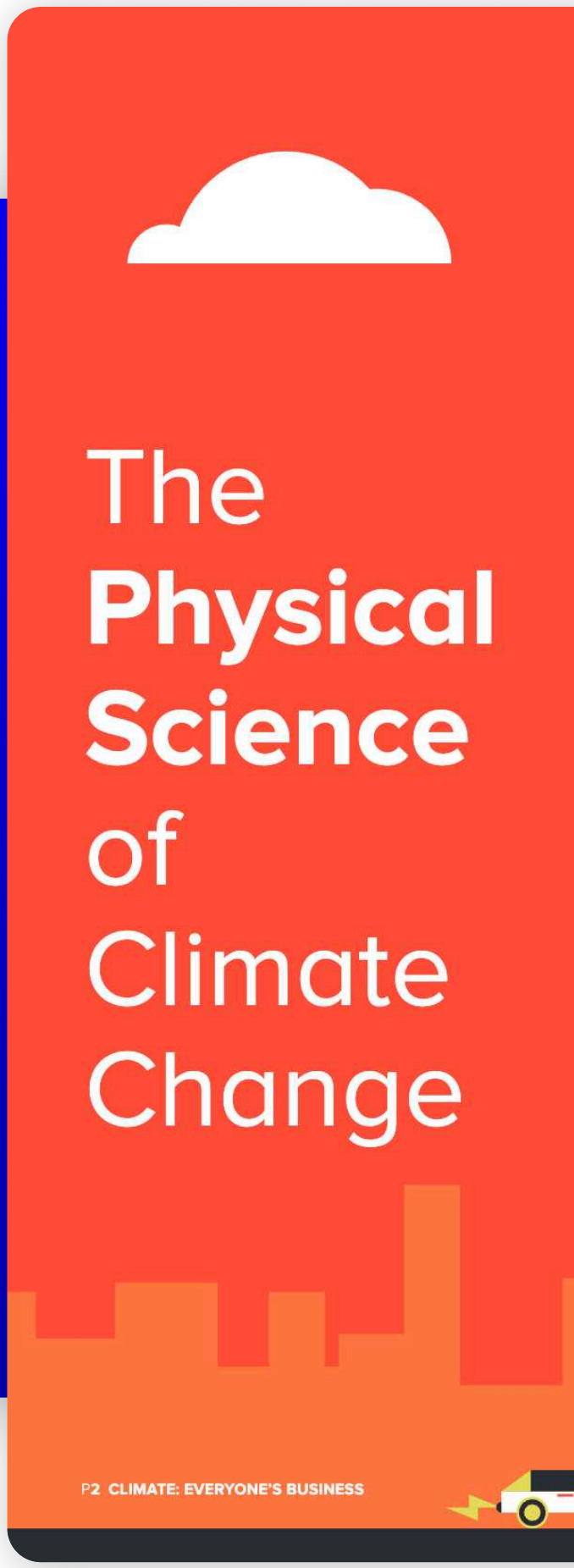

BOOK A MEETING
With Vikas Agrawal



Rising temperatures:

The Intergovernmental Panel on Climate Change (IPCC) Fifth Assessment Report (AR5) concludes that climate change is unequivocal, and that human activities, particularly emissions of carbon dioxide, are very likely to be the dominant cause. Changes are observed in all geographical regions: the atmosphere and oceans are warming, the extent and volume of snow and ice are diminishing, sea levels are rising and weather patterns are changing.

Projections:

Computer models of the climate used by the IPCC indicate that changes will continue under a range of possible greenhouse gas emission scenarios over the 21st century. If emissions continue to rise at the current rate, impacts by the end of this century are projected to include a global average temperature 2.6–4.8 degrees Celsius (°C) higher than present, and sea levels 0.45–0.82 metres higher than present.

To prevent the most severe impacts of climate change, parties to the UN Framework Convention on Climate Change (UNFCCC) agreed a target of keeping the rise in average global temperature since pre-industrial times below 2°C, and to consider lowering the target to 1.5°C in the near future.

The first instalment of AR5 in 2013 (Working Group I on the physical science basis of climate change) concluded that by 2011, we had already emitted about two-thirds of the maximum cumulative amount of carbon dioxide that we can emit if we are to have a better than two-thirds chance of meeting the 2°C target.

Impact of past emissions:

Even if emissions are stopped immediately, temperatures will remain elevated for centuries due to the effect of greenhouse gases from past human emissions already present in the atmosphere. Limiting temperature rise will require substantial and sustained reductions of greenhouse gas emissions.



"Continued emissions of greenhouse gases will cause further warming and changes in all components of the climate system. Limiting climate change will require substantial and sustained reductions of greenhouse gas emissions."

IPCC, 2013

Disclaimer:

This publication has been developed and released by the European Climate Foundation (ECF), the Business for Social Responsibility (BSR) and the University of Cambridge's Judge Business School (CJBS) and the Institute for Sustainability Leadership (CISL).

This project was initiated and financed by ECF and endorsed by CJBS and CISL.

The family of summaries, of which this report is part, is not meant to represent the entirety of the IPCC's Fifth Assessment Report (AR5) and they are not official IPCC documents. The summaries have been peer-reviewed by experts both from the business and science communities. The English version constitutes the official version.

BSR maintains a policy of not acting as a representative of its membership, nor does it endorse specific policies or standards.



About us:

The University of Cambridge Institute for Sustainability Leadership (CISL) brings together business, government and academia to find solutions to critical sustainability challenges.

Cambridge Judge Business School (CJBS) is in the business of transformation. Many of our academics are leaders in their field, creating new insight and applying the latest thinking to real-world issues.

BSR is a global nonprofit business network of more than 250 member companies. We develop sustainable business strategies and solutions through consulting, research, and cross-sector collaboration.



For more information:

E-mail: AR5@europeanclimate.org
www.cisl.cam.ac.uk/ipcc
www.bsr.org
www.europeanclimate.org

Reproduction and use: The materials can be freely used to advance discussion on the implications of the AR5 and consequences for business. The report is made available to any and all audiences via the Creative Commons License BY-NC-SA. This document is available for download from the CISL website: www.cisl.cam.ac.uk/ipcc

Company Profiles

Cyberfit Insights Assessment

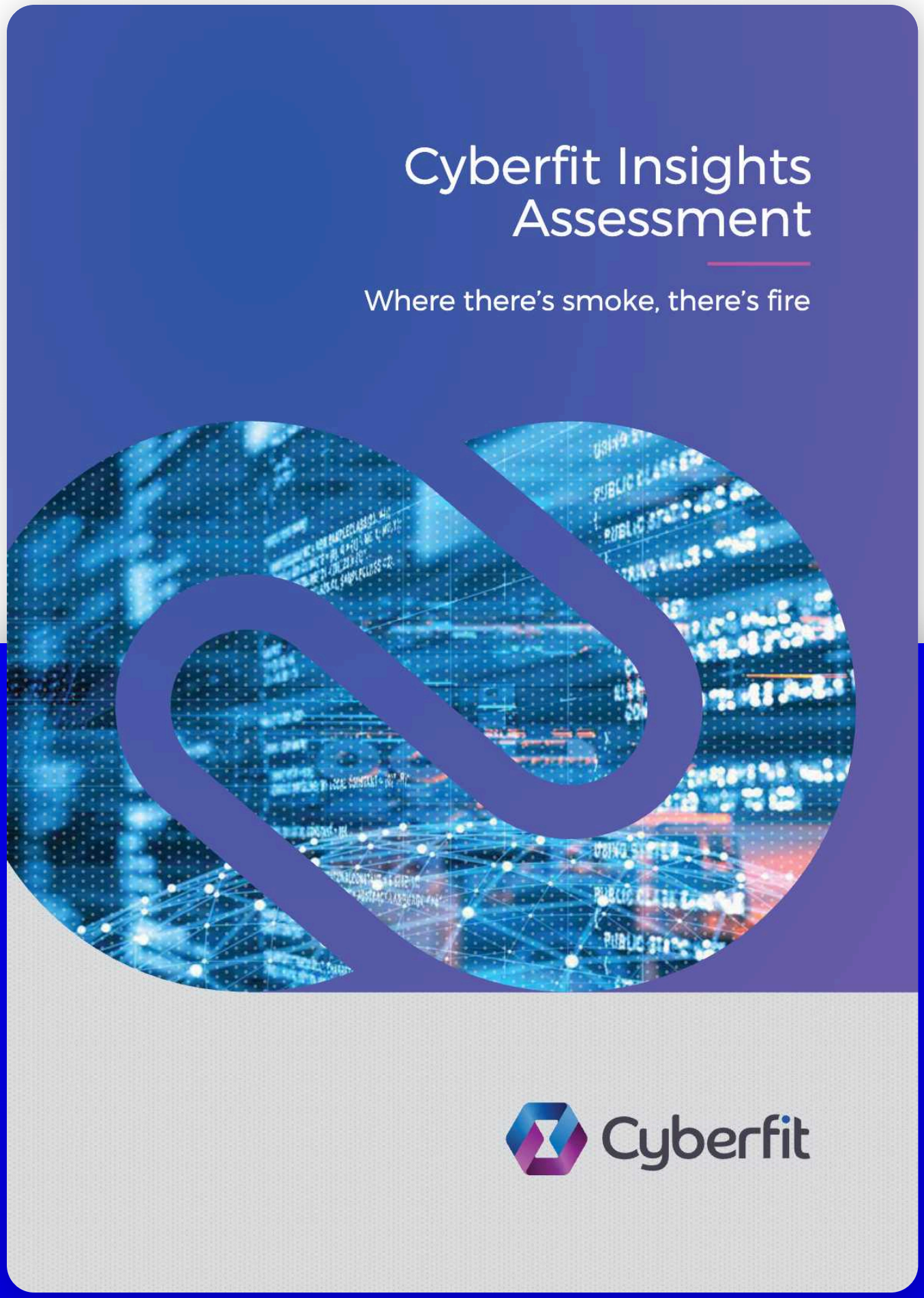

Your Cyberfit Insights Scorecard

The Lead Indicator predictive approach allows us to determine effectiveness of cyber risk management, with a high degree of confidence, without the need for an in-depth assessment.

The Cyberfit Insights Scorecard will allow owners and managers to understand current cyber-risks, their potential impact

Cyberfit Insights Scorecard

Risk Domain



Why Choose Cybercraft?

We are independent – we are not trying t
we assist you in understanding what your
is something that you do need to resolve

We work with your cybersecurity provider
what is most important to your business.

We help take the mystery out of cyber iss
business as usual.

BOOK A MEETING
With Vikas Agrawal



upon the business and to prioritise their remediation.

In addition to providing transparency of cyber risks, the Cyberfit Insights Scorecard also provides insights into what the organisation is doing well, providing positive feedback to those involved.

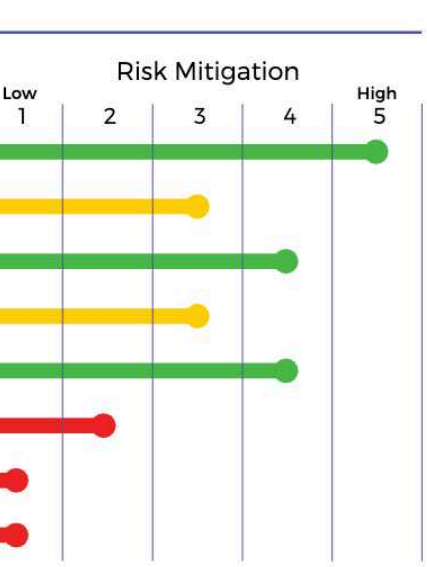

Cybercraft

o sell you a cybersecurity solution;
r risks are to determine whether there
them.

r to help ensure that they are providing

ues and translate them into everyday



Understand Your Cyber Risk

Cyberfit Insights Assessment will provide you with key insights into cyber risks within your organisation, determining risk and impact across the eight key cyber risk domains.

Why Undertake a Cyberfit Insights Assessment?

Business decision makers like you, need to have a clear view of the risks that you face.

You make decisions about a range of risks all the time, from financial, strategic, operational or compliance risk, but rarely consider cyber risk. You will have heard a lot about cybersecurity, but that only covers a partial segment of cyber risk.

The Cyberfit Insights Assessment will provide a holistic overview of cyber risks using "Lead Indicators" to assess your current risk.

We provide a set of recommendations, and a scorecard for you to clearly see the status of your cyber risk mitigation allowing you to make the right decisions and priorities for your business.

Benefits of a Cyberfit Insights Assessment

- Outlines current risk status across the eight key cyber risk domains
- Provides recommendations to mitigate identified cyber risks
- Identifies good cyber practice, not just risks
- Allows prioritisation of funds

PPC/Social Ads

Trading Ads Social Media

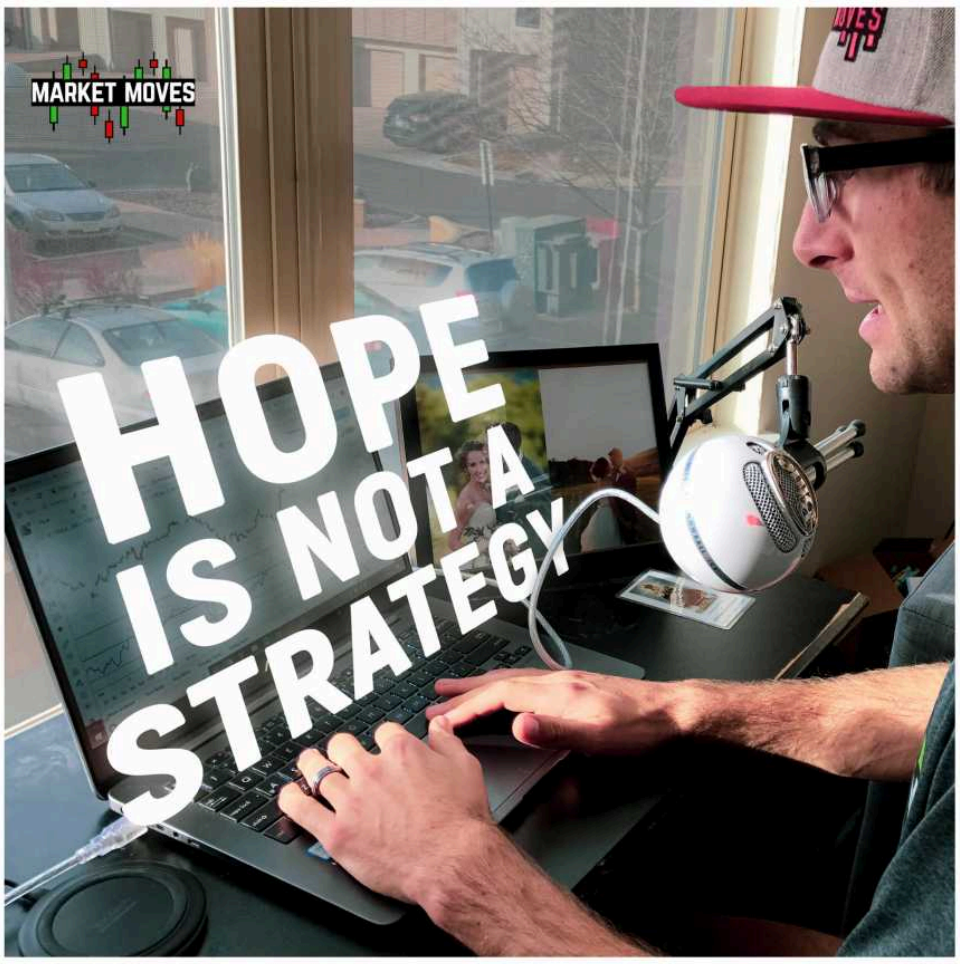







BOOK A MEETING
With Vikas Agrawal



Kenneth Social Media Ads

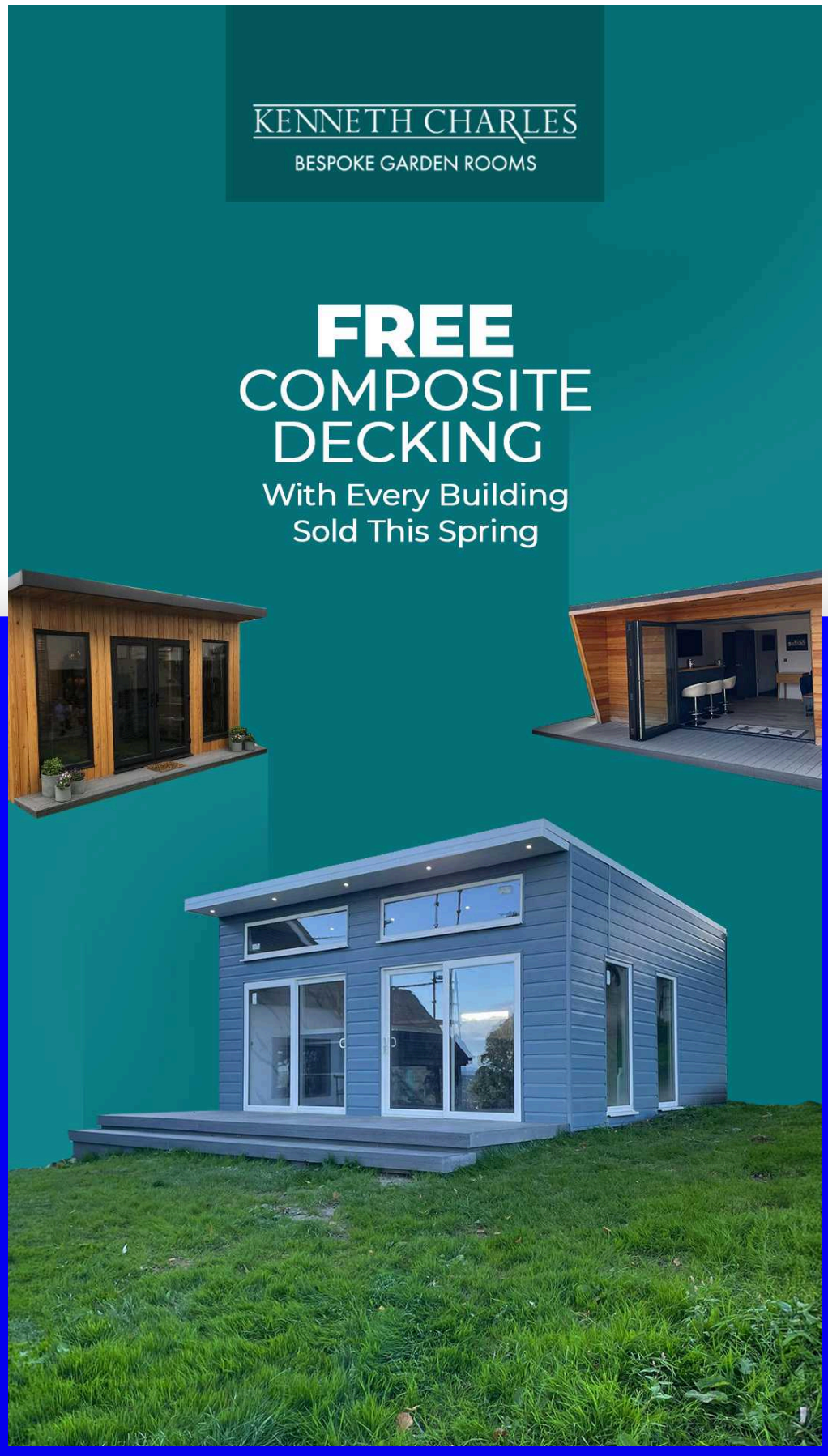



Reports

The Essential Eight

Microsoft

The Essential Eight

A Control Perspective: Limiting the Extent of Cyber Security Incidents

Introduction

Cybercrime is one of the most significant th
in Australia in terms of overall volume and i
Centre (ACSC) Annual Cyber Threat Report
against Australia's national and economic in
and sophistication.

Between July 2019 and June 2020, ACSC res
incidents (figure 1) that have targeted large
Commonwealth, and state government enti
caused by various malicious activities such a
emails, and ransomware. Cybercriminals qu
take advantage of the COVID-19 pandemic.



(c) 2021 Microsoft Corporation. All rights reserved. This document is provided "as-is." In
and other Internet Web site references, may change without notice. You bear the risk o
rights to any intellectual property in any Microsoft product. You may copy and use this

BOOK A MEETING
With Vikas Agrawal



reats to individuals and businesses
mpact. The Australian Cyber Security
shows that malicious cyber activity
nterests is increasing in frequency, scale,

sponded to 2,266 cyber security
organisations, key supply chain,
ities. The cyber incidents reported were
as targeted reconnaissance, phishing
ickly adapted their phishing methods to



nformation and views expressed in this document, including URL
f using it. This document does not provide you with any legal
document for your internal, reference purposes.

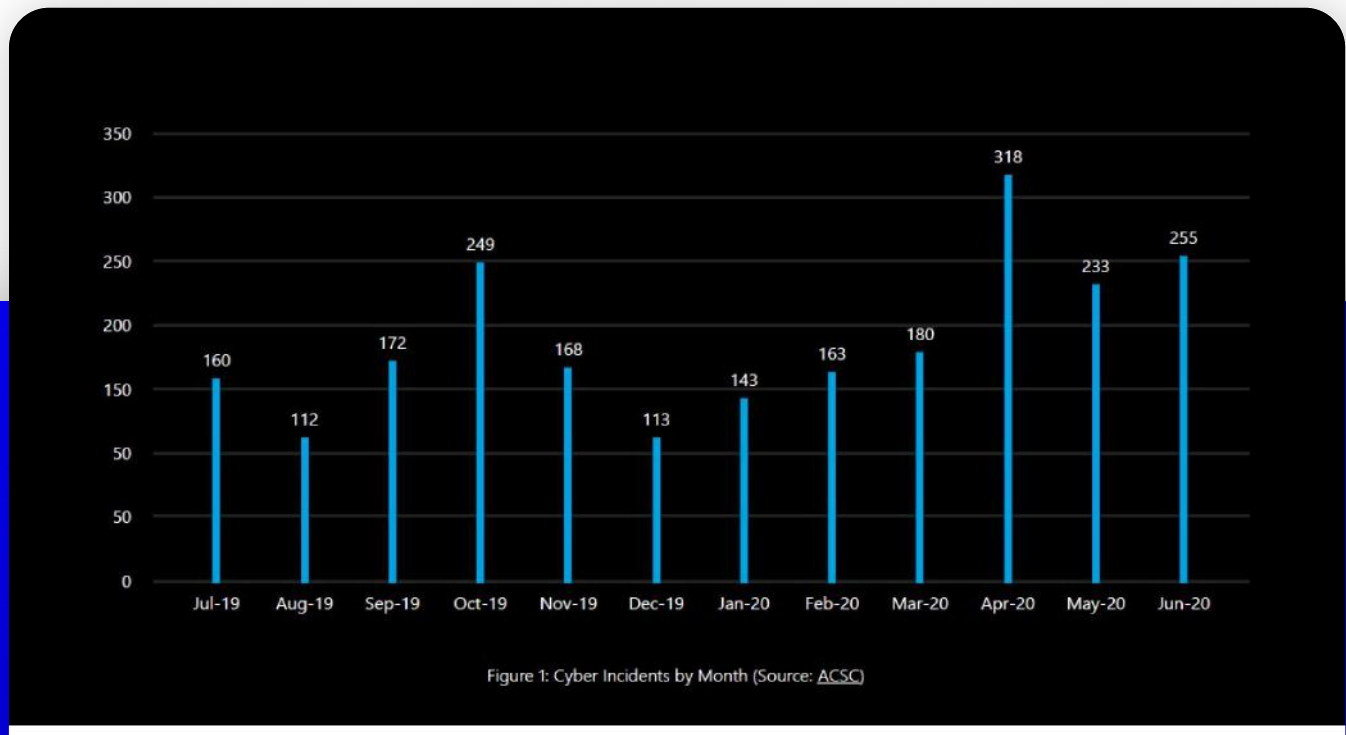

Figure 1: Cyber Incidents by Month (Source: ACSC)

ACSC develops guidance and publishes key strategies to assist organisations in protecting systems and information against adversaries. One of these publications is the Essential Eight, which provides a prioritised list of controls to mitigate cyber incidents.

The Essential Eight is a series of baseline mitigation strategies taken from the Strategies to Mitigate Cyber Security Incidents recommended for organisations. Implementing these strategies as a minimum makes it much harder for adversaries to compromise systems.

Essential Eight | Cyber.gov.au

(c) 2021 Microsoft Corporation. All rights reserved. This document is provided "as-is." Information and views expressed in this document, including URL and other Internet Web site references, may change without notice. You bear the risk of using it. This document does not provide you with any legal rights to any intellectual property in any Microsoft product. You may copy and use this document for your internal, reference purposes.

Presentations

Clearscale Migration Deck



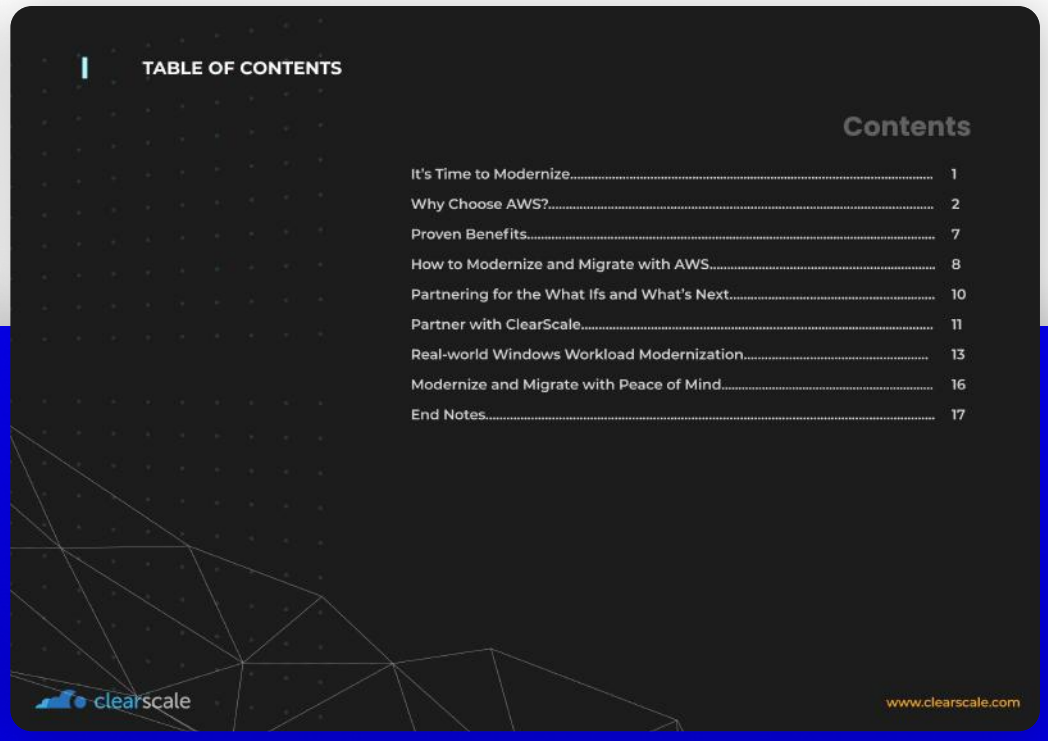

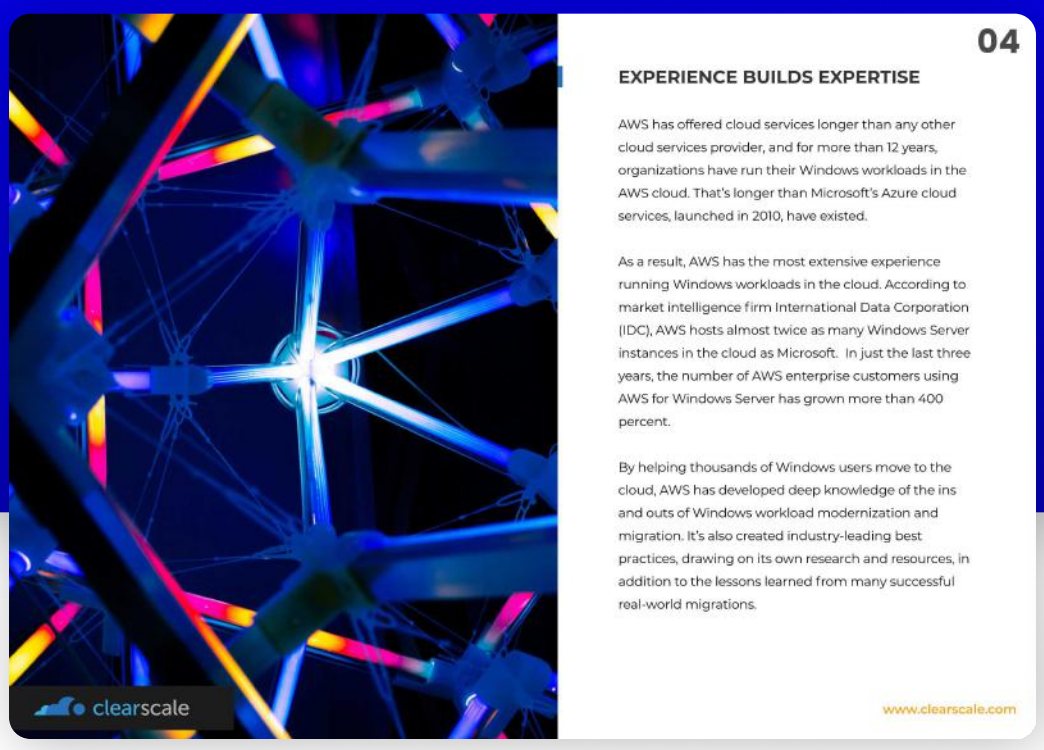

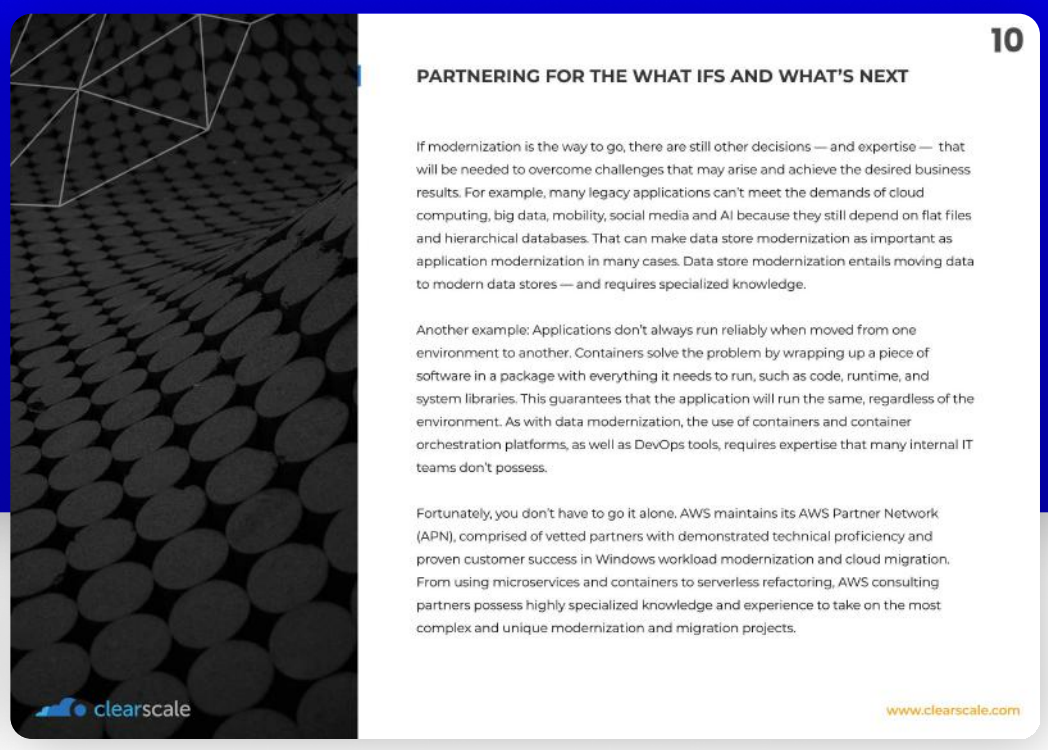

BOOK A MEETING
With Vikas Agrawal



IT'S TIME TO MODERNIZE

Optimize performance | **Reduce infrastructure costs** | **Minimize security risks** | **Accelerate innovation** | **Meet regulatory requirements**

Produce better business outcomes | **Leverage scalability** | **Minimize licensing issues** | **Improve customer experiences** | **Enable digital transformation**

They're all benefits organizations can reap from modernizing their Microsoft Windows workloads and migrating them to the cloud. With Microsoft having discontinued support for SQL Server 2008, Windows Server 2008 and Windows Server 2008 R2, there's also never been a better time for users of those operating systems to make the move.

But the question isn't so much "why should I modernize and migrate my Windows workloads" as "how should I modernize and migrate my Windows workloads?"

There are options. Among the best of them is to enlist Amazon Web Services (AWS) cloud services.

> **If you look at Windows in the cloud, 57% of Windows in the cloud runs on AWS**
>
> *Andy Jassy*
> *CEO, Amazon Web Services*

In this eBook, we discuss some of the reasons why — and how to make it happen.

Common Use Cases for Windows Workload Modernization

- Host line-of-business applications and their Microsoft SQL Server databases on AWS to offload infrastructure management tasks and focus instead on core competencies
- Deploy corporation applications such as Microsoft SharePoint or Exchange without the burden of on-premises infrastructure
- Develop and test applications on AWS so you can deploy them faster, while lowering costs and risks, and automating systems operations with familiar tools and processes
- Modernize databases
- Achieve high availability (HA)
- Go global

WHY CHOOSE AWS?

Many organizations don't realize that getting the cloud's full value requires more than just moving their workloads there. Not all applications were developed to run in the cloud, particularly the monolithic legacy kind. Even so-called cloud-ready applications — built for static environments but modified enough to run in the cloud — can't take full advantage of it.

That's where modernization comes in. It entails taking an application in its current form and transforming it to run optimally in the cloud. But not all clouds are the same, and the cloud provider selected can have a significant effect on the success of a modernization initiative.

AWS, Microsoft Azure, and Google Cloud are the three leading cloud services providers, and all are capable of hosting Microsoft Windows workloads. There are many other cloud providers that can do the same. However, AWS stands out as a better option among these competitors as the next few sections explain.



THE CUSTOMER: INVESTIGATION AND SECURITY COMPANY

The Challenges: The company had moved some of its applications to AWS but still had many located across different data centers. Migrating the rest over was complicated by the fact that so many different technologies and platforms were involved. Security requirements were stringent, and there was no automation in place to provision and manage the infrastructure resources. In addition, the company had a tight deadline for completing the migration.

The Solution ClearScale's multi-component solution included:

- Segregating the production and non-production environments
- A shared services layer for centralized management of multiple environments and accounts
- A reliable, elastic compute solution to host apps using Amazon Elastic Container Service (EC2) and AWS Elastic Kubernetes Service (EKS)
- A durable, highly available database solution to store app data leveraging Microsoft SQL Server Always On Availability Groups and EC2
- A durable, highly available shared storage solution for Windows apps using Amazon FSx
- A robust directory service solution using AWS Active Directory
- Secure, protected environments for Windows apps leveraging AWS Organizations and other services
- A monitoring and logging solution using AWS CloudWatch and AWS ElasticSearch
- Defining a DR strategy for infrastructure and apps
- Dockerizing multiple apps
- Automation tools for provisioning and managing infrastructure as code (IaC), deploying apps to EC2 Auto-Scaling Groups and EKS, and managing configurations on application servers
- Configuring backups for MS SQL servers and Windows application servers
- Developing and executing a complex migration plan and cutover

The Results

- Reduced operations overhead, automated provisioning for infrastructure and apps, and freed up internal resources to focus on product development instead of infrastructure management
- Mitigated potential data loss and app failures due to infrastructure issues
- Managed durable shared services like directory service and storage layer
- Packaged/dockerized applications running on robust managed container platform by AWS

MODERNIZE AND MIGRATE WITH PEACE OF MIND

If your organization is considering moving your Windows workloads to the cloud and AWS is your destination of choice, let ClearScale help make it successful.

ClearScale offers a number of services to help in modernizing your applications, creating the appropriate AWS cloud environment, and migrating them there.

Contact us to discuss your Windows workload modernization and migration project. We're an AWS Premier Consulting Partner and your team for all things cloud – including app modernization for optimal performance in the AWS cloud.

Call **1-800-591-0442**
or visit us at: **http://www.clearscale.com**

Business Value Highlights

A study by IDC showed that relocating Windows workloads to the AWS cloud delivers quantifiable benefits.

442% 5-year ROI

98% less unplanned downtime

75% more efficient IT infrastructure team

56% lower 5-year cost of operations

37% lower IT infrastructure costs

32% higher gross productivity

31% higher internal customer satisfaction

26% higher developer productivity

Presentations

Core Asset Co. Cost Reduction Deck



THE CHALLENGE: SIGNIFICANT RISKS, DIFFICULT TO DELIVER FULL VALUE

THE TWO BIGGEST PROBLEMS

Finding the best alternatives

1. Identification of the best component alternatives from the industry from suppliers who meet organisational criteria;
2. Comprehensive evaluation considering factors important

Translating decisions into measurable, sustainable value for the organisation;

1. Slow speed of deployment results in higher costs, lower value returned;
2. Mitigation of value leaks, including hidden costs, component quality issues reducing component life, maintainability impacting asset downtime, personnel

BOOK A MEETING
With Vikas Agrawal



THE ASSET COST REDUCTION CHALLENGE

Cost cutting targets often exceed sustainable limits, creating future performance or cost debt that must be repaid

DELIVERING SUSTAINABLE ASSET COST REDUCTIONS INVOLVES SOME DIFFICULT CHOICES, ALL OF WHICH ARE HARD TO SUSTAIN

1. **PUSH REPLACEMENT OF HIGH COST COMPONENTS**
   - Increasing failure risk and ultimately increasing site cost per tonne in following months when failures come to roost.
2. **CUT LABOUR**
   - Labour reduction targets often exceed what the asset strategy requires, increasing component failure risk and lowering fleet dependability
3. **PRESSURE SUPPLIERS TO LOWER PRICES**
   - Very hard to sustain when market improves

LEADERS FEELING THE PRESSURE

1. Fear of long term business consequences from short term cost savings
2. Uncertainty from conflicting opinions & KPI's ↓ comp cost ↓ cost/asset hour ↓ cost/tonne
3. Urgency to act, limited time to design & implement sustainable solutions
4. Limited options to react without prior preparation, strategic approach

SOLUTION 2: **BETTER DEPLOYMENT**

Deliver sustainable improvements in
operational mining environments faster, with less risk

SOLUTION

1. **STRUCTURE**
   - Proactive change management for a mining environment, transparency, accountability
2. **EXPERTISE**
   - Combination of technical, supply and mining business change capability, able to anticipate

RESULT

1. **SPEED OF DEPLOYMENT**
   - Decision to dirt measured in days, not months
2. **LESS RISK**
   - Fewer surprises and more predictable outcomes

Lead Magnets

REPCAP Building A Content Marketing Engine





BOOK A MEETING
With Vikas Agrawal



ONTENT
LAN TEMPLATE

STEP 2:

Create Your Content Mission

What is your purpose in creating this content?

STEP 3:

Identify Your Target Audience and Buyer

Who are you targeting and how will you help solve their biggest frustrations and challenges?

STEP 6:

Monitor and Track

What benchmarks will you use to gauge success?



ESTABLISH A STRONG FRAMEWORK

Creating — and sticking to — an editorial calendar is critical for a successful content marketing campaign. “A good content calendar keeps everyone on the same page. It takes a lot of steps and multiple people to create and publish high-quality content,” says Rep Cap Editorial Director Brooke Howell. “While it's totally possible to do that on short notice, it's not something you can consistently do well on the fly. When you're always scrambling, you add stress to everyone involved and lose efficiency in the process.”

Sponsorship Deck

De'Andre Hunter Sponsorship Deck



BOOK A MEETING
With Vikas Agrawal



STEP 10 BROADCASTING AND SPEAKING

AMG has arranged for several clients to appear on broadcasts during their careers, not only for reasons of exposure but as a stepping-stone to future endeavors. De'Andre Hunter has the potential to be an outstanding commentator, & AMG would work to ensure that De'Andre would be a featured guest on not only basketball broadcasts, but on various other formats, including but not limited to community affairs programs and children's shows.

1. As an example of how this can benefit a client, in the latter years of his career, AMG arranged for Hersey Hawkins to make frequent appearances as an analyst on TNT during the NBA playoffs, and upon retirement, AMG arranged for Hersey to become the full time television announcer for the Memphis Grizzlies.
2. AMG recently assisted client Andrew DeClercq in joining the ESPN SEC Network as a color analyst for the nationally televised games.
3. AMG has vast experience in not only arranging for compensated speaking engagements, but in assisting its clients in formulating the speech for that particular event.



ALL MANAGEMENT GROUP

ROYUL LIFE CONSULTING

STEP 5 MEMORABILIA

AMG has existing relationships with every decision maker at the prominent

The goal is to generate the most amount of money for De'Andre while having him sign the least amount of cards. This would reduce De'Andre time

Opportunities must also be pursued for De'Andre to sell items such as worn jerseys to vendors



Corporate Presentation

TechProc Corporate Deck



CORE VALUES

TechProc

EVERY ISSUE IS CRITICAL

For us, smallest of the issue is treated as critical and we strive to fix it in minutes or stretched to hours.

BOOK A MEETING
With Vikas Agrawal



ABOUT US

TechProc was founded to deliver leading technology solutions to empower companies to succeed in today's challenging and constantly changing environment.

We have a strong experience of over two decades in designing, implementing, and managing IT services for businesses globally.

We are proud of over 30 partnerships with leading technology providers, to bring flexibility, scalability, reliability and significant cost savings for our clients.

100K+ Hours dedicated

20+ years of experience

20+ Enterprise Clients

150+ Projects Delivered

100% Customer Satisfaction

TechProc

We offer integrated solutions for your IT Operations

We provide wide range of services to create customized solutions for your needs:



Our skilled IT team is de facto your extended Tech Department

OUR APPROACH MAKES US DIFFERENT

TechProc

BUSINESS PRIORITIZATION

Help you solve your IT challenges, reduce your work and improve SLA compliances

SCALE WITH LEXIBILITY

Executive Summaries

Road To Your Own Prosperity Financials Executive Summary

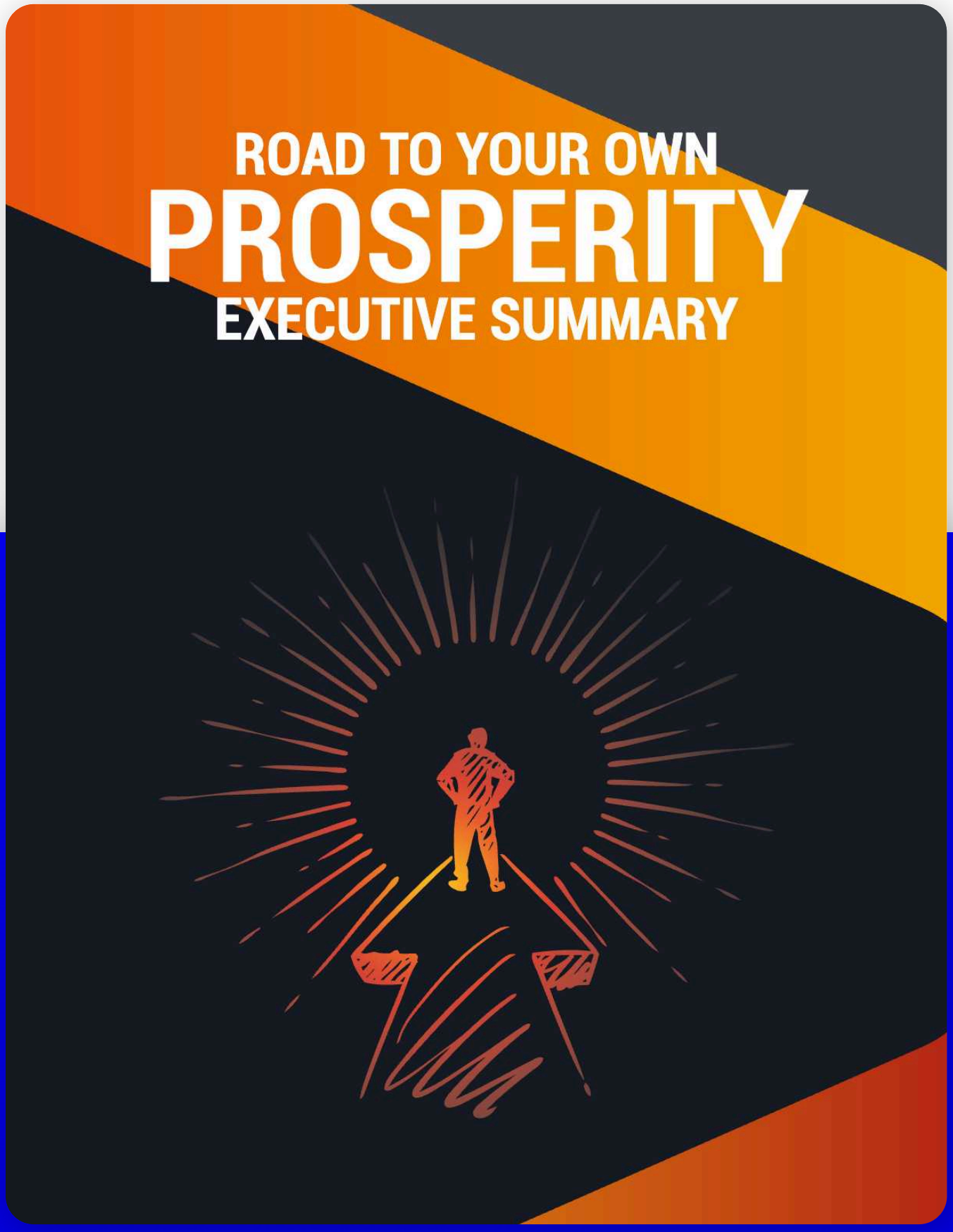

Minority Shareholde

$191,100

E1	35% = $ 66,885
E3	5% = $ 9,555
E5	7.5% = $14,332.50
E7	2.5% = $ 4,777.50
E9	1.25% = $ 2,388.75

All the % 's above is what's available at the le

All is contingent upon each member hitting their benchmarks within July-Sept along with the Company meeting its set forecasted numbers: gross, net, margins

Based on a 110% on Netline

BOOK A MEETING
With Vikas Agrawal



rs
0

E2	25% = $ 47,775
E4	15% = $ 28,665
E6	5% = $ 9,555
E8	2.5% = $ 4,777.50
E10	1.25% = $ 2,388.75

evel, placing a scale with a handicap overlay



Second half of the Monthly Leadership Pool

- $7962/2 = $3,981.25

The Shareholders will first evaluate on a scoring system (before they evaluate themselves) the most valued employees in that month and bases on each of the qualifying employees and their proportionate% of the overall points possible they will receive that % of the **Employees of The Month Bonus Plan**

Remaining $3,981.25 /2 = $1,990.63

- First $1,990.63 will go into the **Top Producing Agents Bonus Pool** based on the 4-6 performance measures (RPH, Tardiness, 2 sales on every call, 80 hrs dialing time) & each Agent that qualifies will get equal amount of time (order of entrance will be in order of 1st, 2nd, 3rd, 4th place etc..)to grab as much as possible from the Grab machine.
- Second $1,990.63 goes into purchasing merchandise for **The Employees Shopping Center** which each employee in the entire company will receive Bonus Points each payroll and randomly for doing their job well and above and beyond. Those points will be added to their payroll card and they can accumulate them to redeem items from the store.



And last but not least is the agent and employee salaries and wages will still be incorporated around an employee recruiting and buddy system.
https://www.themodeler.com/
https://goldi.com/

Marketing Brochures

Sobha Real Estate Marketing Brochure





BOOK A MEETING
With Vikas Agrawal



SOBHA
FACADES

Company

Name :
Sobha Facades Ind. LLC

Address :
P.O Box 1698, Plot Number 5, Sector 78,
Emirates Industrial City,
Al Sajaa, Sharjah, UAE.
Tel:+97165655511 F:+97165616813
Email : info.facades@Sobhafacades.com
www.sobhafacades.com

Commercial Reg:
181268

Bankers :
Emirates NBD, ADCB

Nature of Business:
Design, Engineering, Production, Supply and Installation of Architectural Metal and Glass.

Contact Person
Mr. Rajaikepin Rajamoni Business Head
rajaikepin@sobhafacades.com
: Mr. Siva Krishnan
Operations Manager
siva.krishnan@sobhafacades.com



Sales Pages

The VIP Program Journey



How to care for a Goldfish

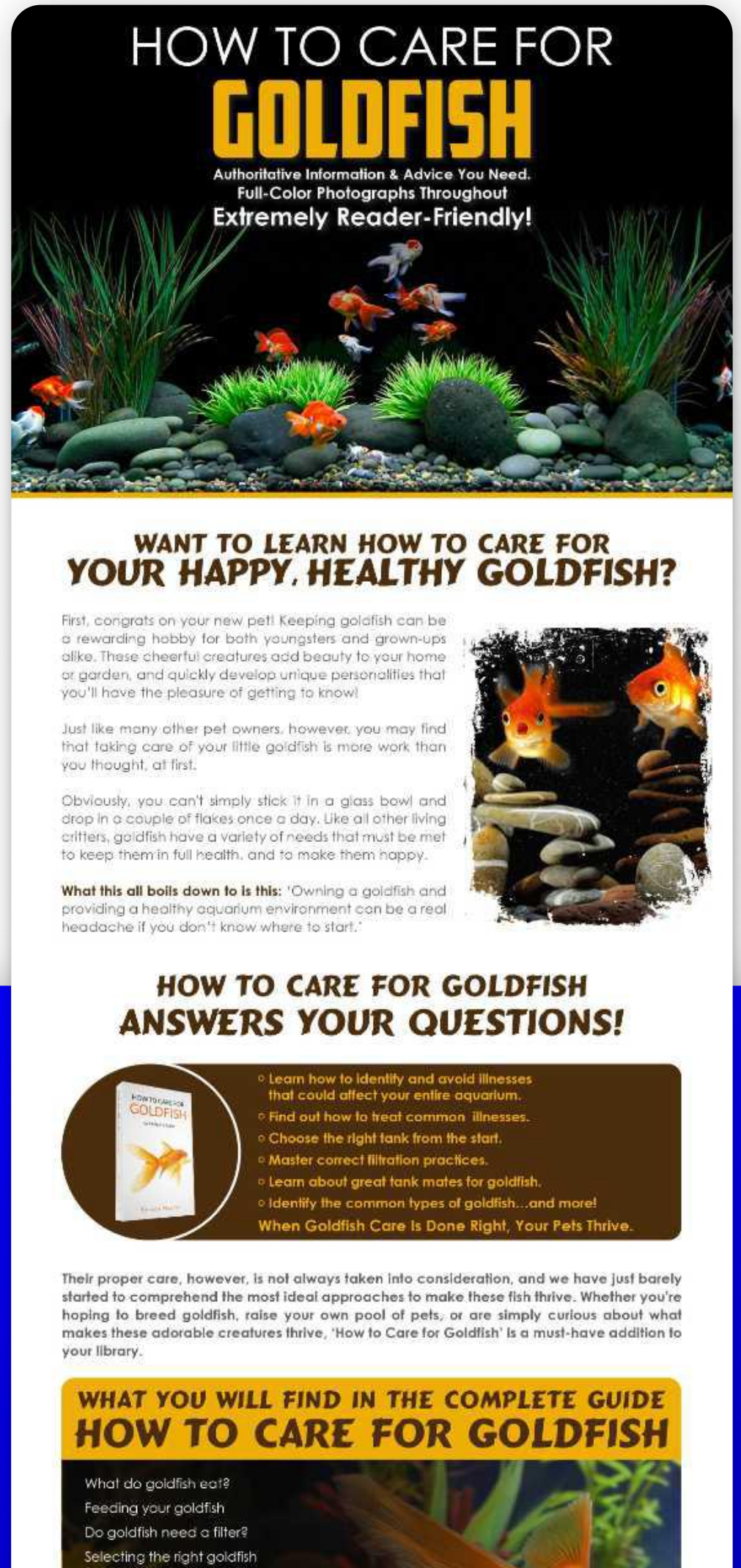

BOOK A MEETING
With Vikas Agrawal

Revolutionary On-Page Optimization



FlyBi Drone



Case Studies

Permitflow Case Study

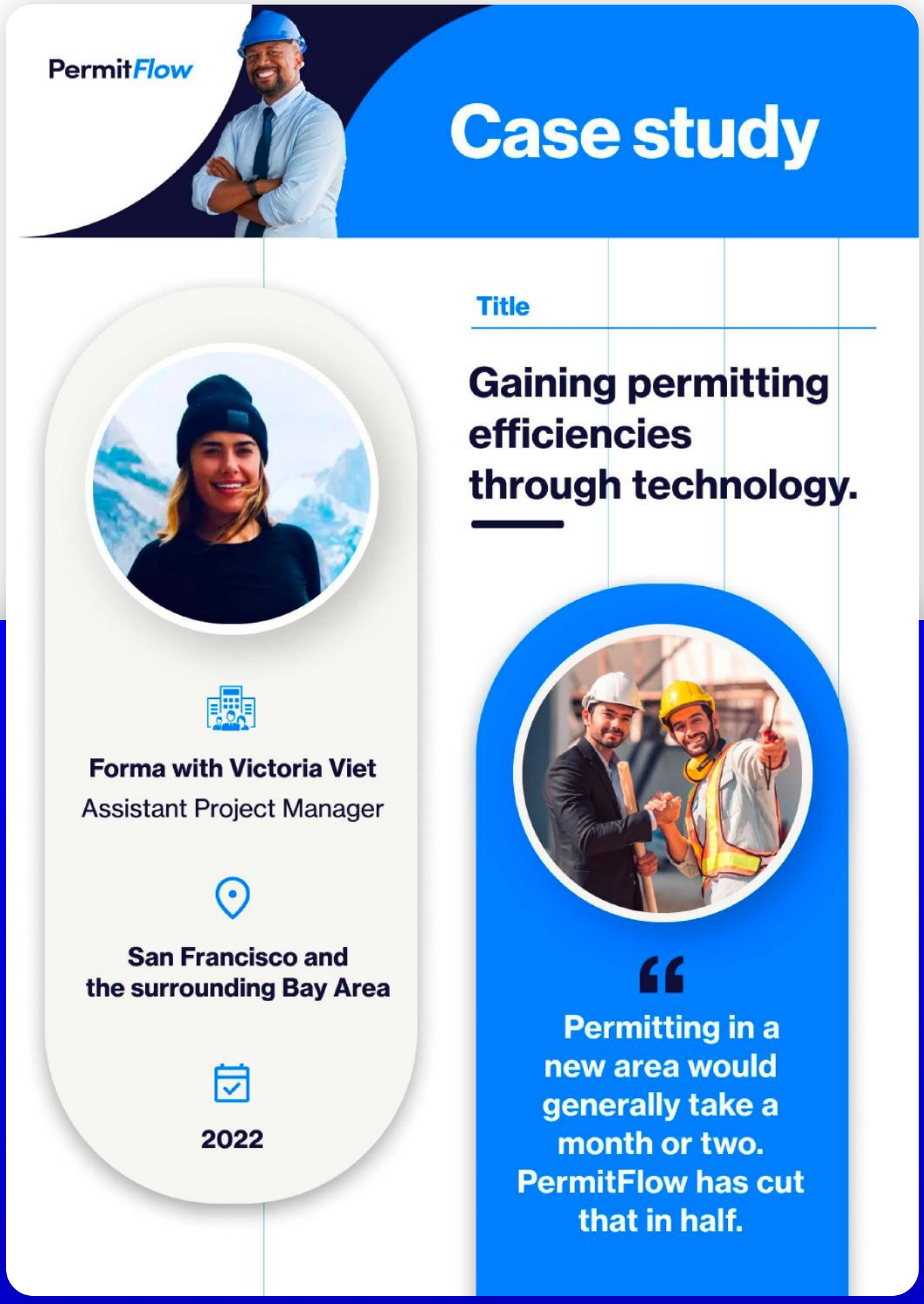

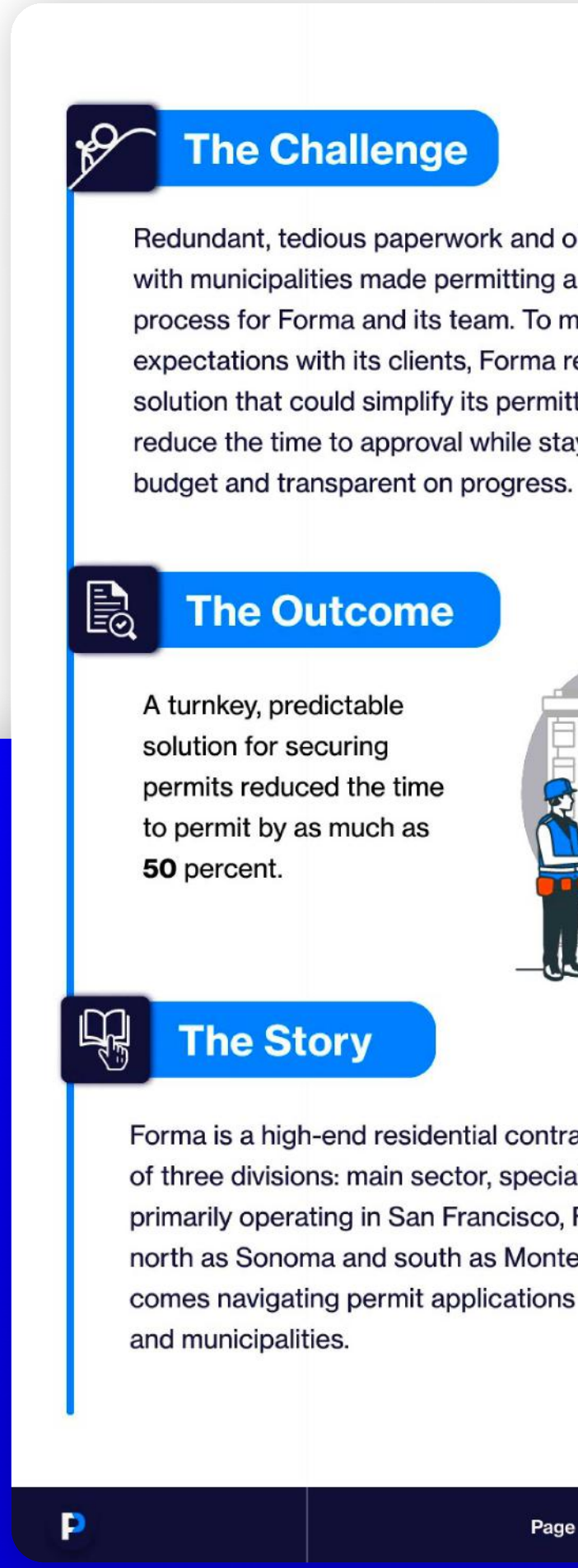

BOOK A MEETING
With Vikas Agrawal



bscure timelines
time-consuming
aintain
equired a
ting needs and
ying within





actor in San Francisco, consisting
l projects, and divisions. While
Forma has done projects as far
erey. With this operational reach
through many cities, counties,

PermitFlow helped Forma achieve streamlined permitting in three areas:

Prevetted application research:
PermitFlow's prevetted application procedures and workflows replaced Forma's manual and resource-heavy in-house research process for projects in new municipalities or requiring new permit types. This included providing exact guidance on the necessary documents and information required with any application.



Submissions of applications: After completing the application workflows, PermitFlow took over submitting all applications directly to the municipality on Forma's behalf. This application included overseeing all needed communications and interactions with the municipalities to complete the application submission.

Status tracking: Instead of relying on municipalities to communicate the statuses of any outstanding applications, Forma turned to PermitFlow's application management dashboard, which proactively showed the current state of all permits for which Forma applied. Instead of digging through emails and spreadsheets, the dashboard provided a unified, holistic view of all application activity.

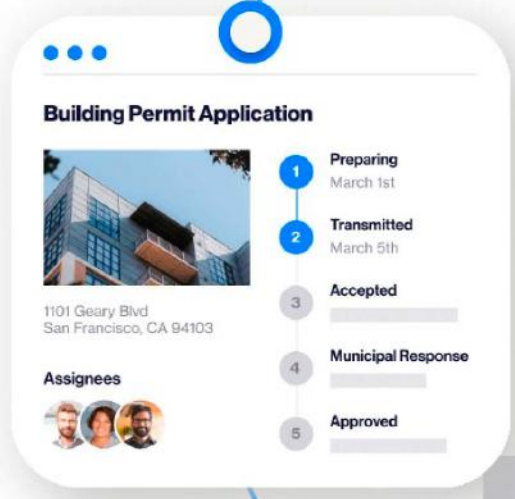

Magazines

Energy Magazine August ‘23 Issue



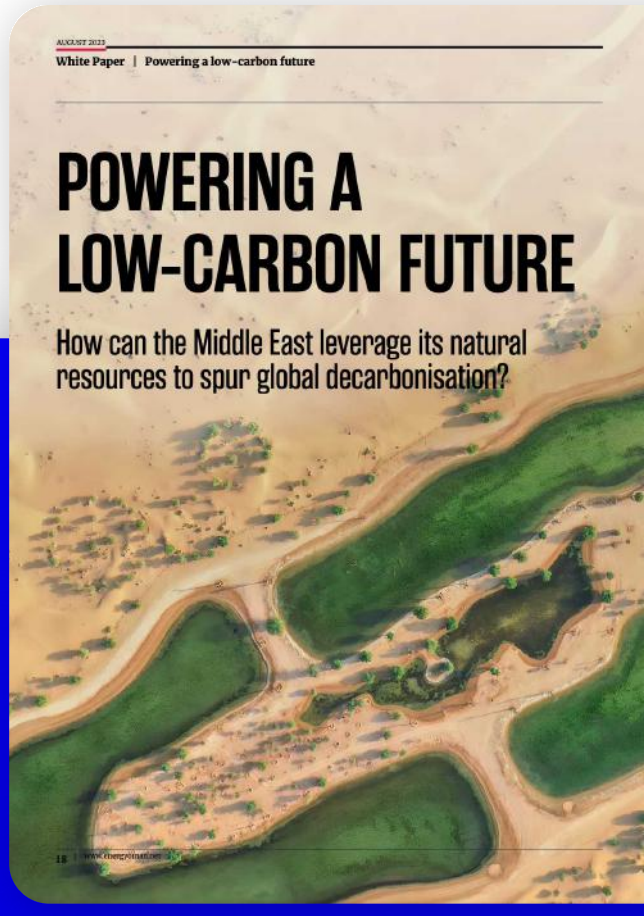



BOOK A MEETING
With Vikas Agrawal



Global energy demand in 2050 will be around 8% lower than today, but it will be expected to service an economy twice as large, with a staggering 2bn more people (totalling 9.8bn by mid-century). The urgency of meeting this challenge has been magnified by the severe warnings from COP 28 – the world's biggest climate gathering.

Energy companies are benefiting from the vast amount of emerging low-carbon energy opportunities and relying on investors to support the capital needed to progress. "I have money to spend, but I do not know where to spend it," is a sentence often heard from the investment community, one roundtable participant shared.

For the sake of the climate clock, this disconnect must urgently be resolved through comprehensive, sustainable and transparent strategies.

Essentially, energy companies need to start joining the dots and collaborating with their partners in technology, academia, finance and government. Government-led initiatives, in terms of more supportive regulations and policies, will also help bolster investors' confidence as they broaden their energy portfolio, especially those historically focused on fossil fuels. Whilst the bright city lights of Dubai can be seen from space, Lebanon and Jordan grapple with power shortages. Instead of aspiring for an elusive ideal solution for the region, energy stakeholders must instead focus on building progressive partnerships that truly deliver results – alliances that mean both the environment and energy economics thrive.

Amina J. Mohammed, the Deputy Secretary-General of the United Nations, stated: "In our fight against climate change, failure is a choice – not a certainty." The Middle East has chosen to positively utilise its natural resources to drive global decarbonisation, but the pressure is on to get it right. As the adage goes: With great opportunity, comes great responsibility.

> "In our fight against climate change, failure is a choice – not a certainty." The Middle East has chosen to positively utilise its natural resources to drive global decarbonisation, but the pressure is on to get it right. As the adage goes: With great opportunity, comes great responsibility.



Amina J. Mohammed
Deputy Secretary-General
United Nations

UNDER THE PATRONAGE OF
وزارة الطاقة والمعادن
Ministry of Energy and Minerals
STRATEGIC PARTNER
hydrom
BROUGHT TO YOU BY
birba

GREEN HYDROGEN SUMMIT OMAN

THE FUTURE OF ENERGY

GREEN HYDROGEN - FROM VISION TO ACTION



Dec 12-15, 2023
Oman Convention & Exhibition Center
Muscat, Sultanate of Oman

Building on the incredible response from the past two editions, GHSO 2023 promises to be bigger and better to meet the growing interest in green hydrogen. Join us for the third edition of the Green Hydrogen Summit from December 12th to 15th at the Oman Convention and Exhibition Centre in Muscat, Oman, where we bring together energy experts from around the world.

6000+ Visitors
1500+ Delegates
500+ Global Green Hydrogen Companies
90+ Speakers
80+ Exhibiting Companies

REGISTER NOW
www.greenhydrogensummitoman.com

#GHSO23

As mentioned above flares are commonly regarded as an indication of consistent production; however, the combustion of these components generates undesirable emissions, including nitrogen oxides (NOx), sulfur oxides (SOx), greenhouse gases (such as carbon monoxide and carbon dioxide), and various hydrocarbons. Based on the findings of the Global Gas Flaring Reduction (GGFR) partnership, an initiative led by the World Bank, it has been determined that approximately 150 billion cubic meters of natural gas are flared annually worldwide. As a result of this gas flaring, an estimated 400 million tons of CO2 are released into the atmosphere each year, as documented by Elvidge et al. (2009) and The World Bank (2012). Gas flaring stands as one of the most formidable energy and environmental challenges confronting the global community in the present era.

From an economic perspective, flares result in significant losses, often being the largest loss in various industrial operations. This is due to the wasted energy that could have been harnessed from the flaring process, considering the considerable heating value of the components found in flaring gas. Depending on the specific composition of the flaring gas, a substantial amount of energy suitable for various operations in petroleum fields could be generated. It is worth noting that the composition of flared gas closely resembles that of natural gas, making it a cleaner energy source compared to other commercially available fossil fuels.

In order to prevent financial losses and address the environmental implications associated with gas flaring, it is crucial to prioritize the implementation of flare gas recovery methods. Various technologies have been explored thus far for the recovery of flare gas. These include injecting the gas into oil wells for enhanced oil recovery (EOR) or pipelines, utilizing it in natural gas liquid (NGL) refineries, separating the methane content and compressing it to produce compressed natural gas (CNG) or liquefied natural gas (LNG), employing the gas-to-liquid (GTL) process to generate fuels or chemicals, and producing other petrochemical products such as methanol, ethylene, dimethyl-ether (DME), ammonia, among others. Additionally, power generation is another viable option to consider for the recovery of flare gas.

A literature review found that generating power is one such method, as it is flexible and can be applied to a variety of situations. The simple gas turbine cycle, combined cycle, gas engine cycle, and solid oxide fuel cell (SOFC) are all methods for generating power from flare gas. SOFCs are particularly promising due to their high efficiency and ability to operate at high temperatures, which can improve performance and reduce costs



GREEN HYDROGEN SUMMIT MEA

CONFERENCE & EXHIBITION
MIDDLE EAST & AFRICA

This time, we're taking Oman's pioneering experience global at the Green Hydrogen Summit MEA.

The summit is set to unfold in the Kingdom of Morocco due to Morocco's strategic location and its rising prominence as a hub for future energies.

FOR MORE DETAILS:
AMAL BEN YAHMED
amal@birbaenergy.com
+968 9131 8454
ABDULLAH AL HARTHY
abdullah@energyoman.net
+968 9886 8026

BROUGHT TO YOU BY:
birba

www.ghs-mea.com

EUROPEAN LE MANS SERIES
The world's first Biodiesel plant powered by solar!
Barcelona, 22nd of April 2023

Thank you for supporting us!

WAKUD
Made in Oman

Booklets

University Of Cambridge Climate Change Implications



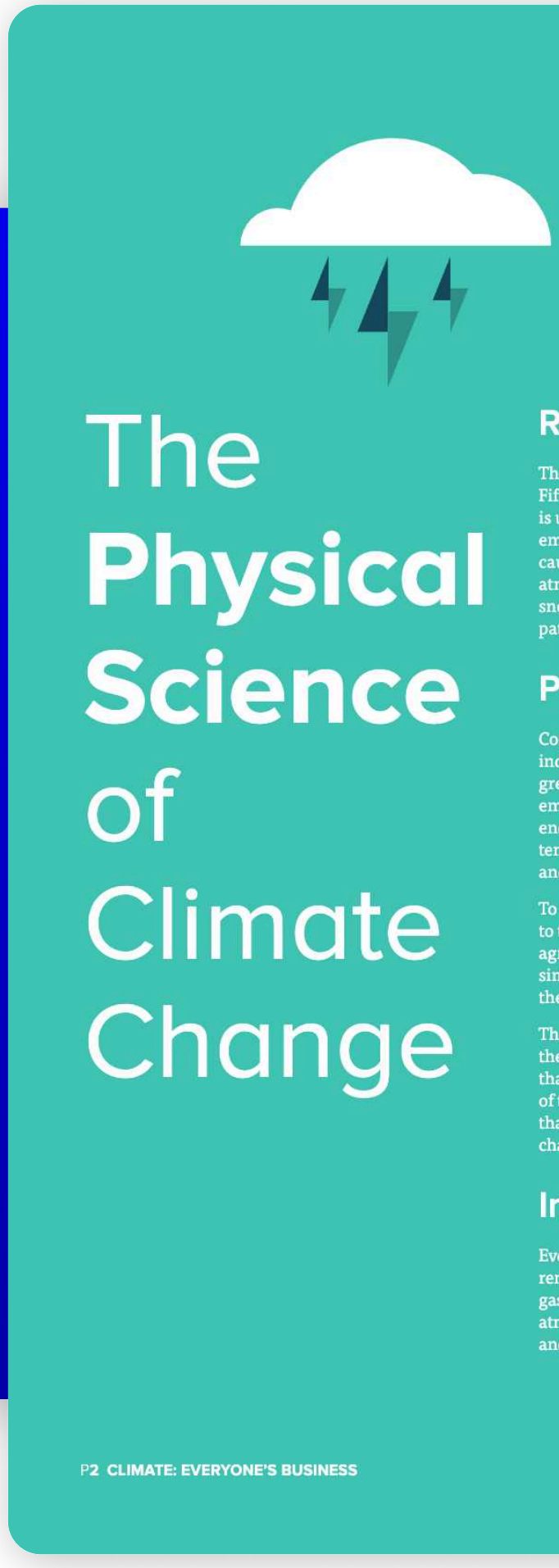

BOOK A MEETING
With Vikas Agrawal



ising temperatures:

e Intergovernmental Panel on Climate Change (IPCC)
th Assessment Report (AR5) concludes that climate change unequivocal, and that human activities, particularly issions of carbon dioxide, are very likely to be the dominant use. Changes are observed in all geographical regions: the mosphere and oceans are warming, the extent and volume of ow and ice are diminishing, sea levels are rising and weather tterns are changing.

rojections:

mputer models of the climate used by the IPCC dicate that changes will continue under a range of possible eenhouse gas emission scenarios over the 21st century. If issions continue to rise at the current rate, impacts by the d of this century are projected to include a global average mperature 2.6–4.8 degrees Celsius (°C) higher than present, d sea levels 0.45–0.82 metres higher than present.

prevent the most severe impacts of climate change, parties the UN Framework Convention on Climate Change (UNFCCC) reed a target of keeping the rise in average global temperature ce pre-industrial times below 2°C, and to consider lowering e target to 1.5°C in the near future.

e first instalment of AR5 in 2013 (Working Group I on e physical science basis of climate change) concluded at by 2011, we had already emitted about two-thirds the maximum cumulative amount of carbon dioxide at we can emit if we are to have a better than two-thirds ance of meeting the 2°C target.

mpact of past emissions:

en if emissions are stopped immediately, temperatures will main elevated for centuries due to the effect of greenhouse ses from past human emissions already present in the nosphere. Limiting temperature rise will require substantial d sustained reductions of greenhouse gas emissions.

Impacts of Climate Change

Natural resource availability

An increase in climate-induced weather-related hazards (such as forest fires, flooding, and windstorms) may affect the viability of mining operations, depending on their geographic location. This could increase operating, transportation, and decommissioning costs. High precipitation levels and related floods and erosion, and temperature extremes, would particularly affect surface mining in some regions. Changing permafrost conditions in cold climates could also potentially increase accessibility of mineral resources. Changes in storage and handling of coal may be needed due to increasing moisture content.

Transport infrastructure

Sea-level rise may affect some transport infrastructure, and so present a risk to the production and transport of industrial materials. Commercial trade in raw materials such as mineral ore, and in commodity products such as aluminium, steel and chemicals, relies on road, rail, and sea transport. Paved roads may be adversely affected by heat stress, thawing permafrost in the high north, and increased precipitation and flooding. Rail beds and bridges are susceptible to increased precipitation, flooding and subsidence, sea-level rise, extreme weather events and the freeze-thaw cycle. Ice roads in Arctic regions will be usable for shorter seasons. Ports will also be affected by climate-related rises in sea level. Pipelines for the transport of oil and gas can be affected by impacts of climate change, from sea-level rise to bushfires caused by heat waves. The supply, transport and transmission of energy are all likely to be affected by changes in the frequency and intensity of extreme weather events.

Water security

Climate change is likely to reduce renewable surface water and groundwater resources significantly in most dry subtropical regions, exacerbating competition for water among sectors. In contrast, water resource availability could increase in some instances at high latitudes. Thermal power generation (which provides 80% of global electricity; its share is projected to remain high under most mitigation scenarios) will be affected as rising temperatures and humidity decrease the efficiency of thermal conversion. In many regions, the decreasing volume and rising temperature of water available for cooling will potentially lead to reduced power generation, operation at reduced capacity, and the temporary shutdown of power plants.

Labour

Falls in labour productivity are projected, particularly for manual labour in warm, humid climates. Productivity losses may be accentuated by increased incidence of malaria and other vector-borne diseases. Climate change can exacerbate drivers of conflict such as poverty and economic shocks, leading to instability in labour markets.

Posters

Futuro Pricing Poster



BOOK A MEETING
With Vikas Agrawal



Brand Guides

Foxtail Capital Brand Guidelines Document







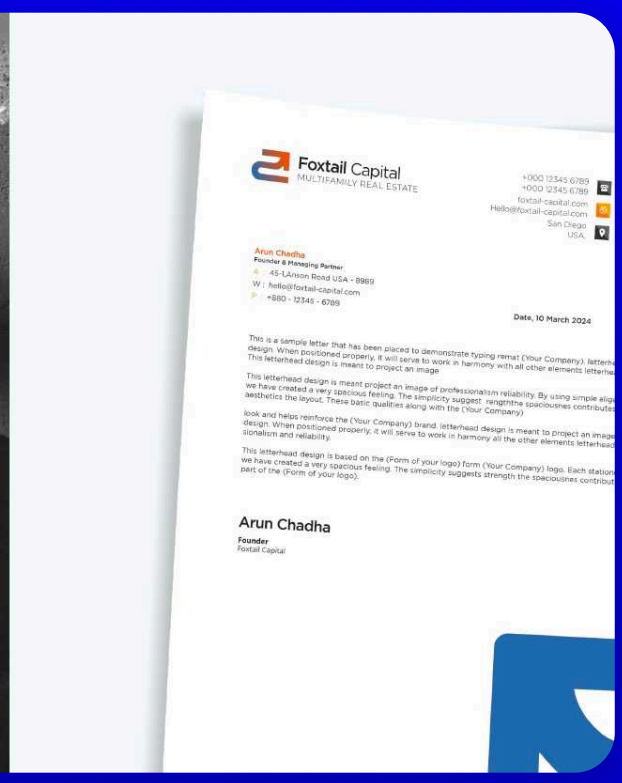



BOOK A MEETING

With Vikas Agrawal





Social Media

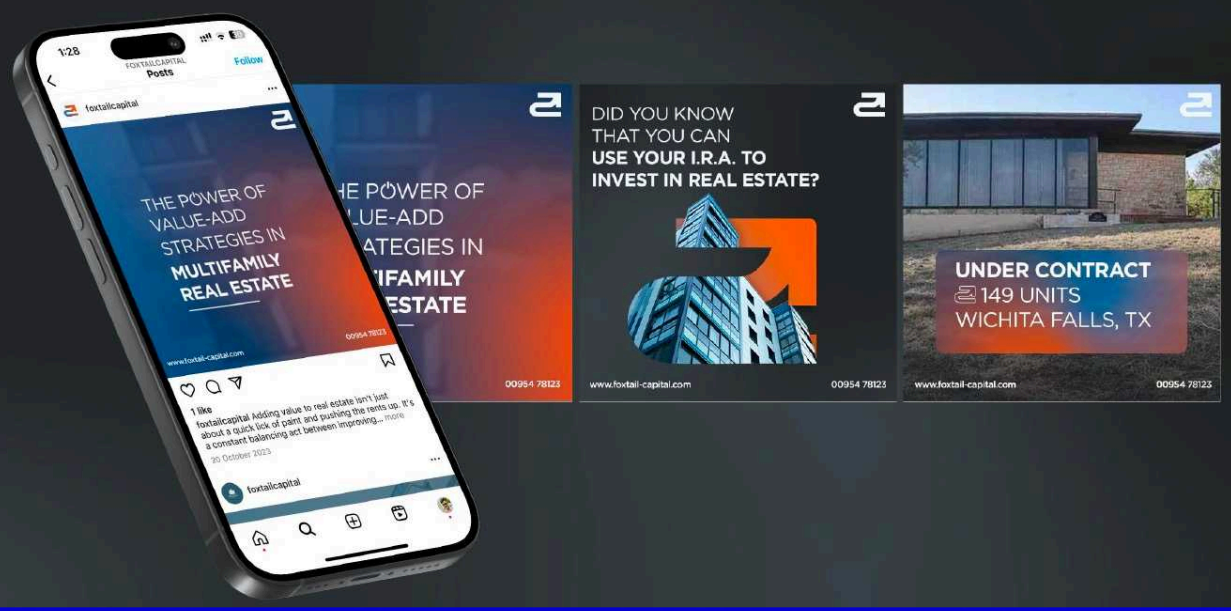



LinkedIn

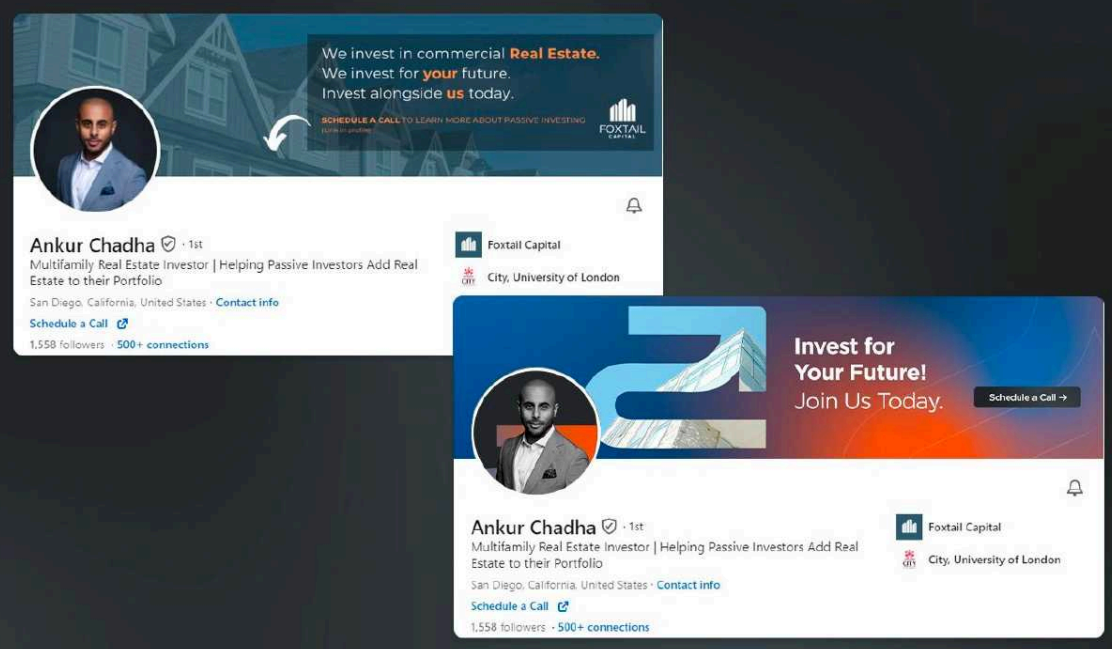

Brand Guides

Veritylabs Brand Guidelines Document









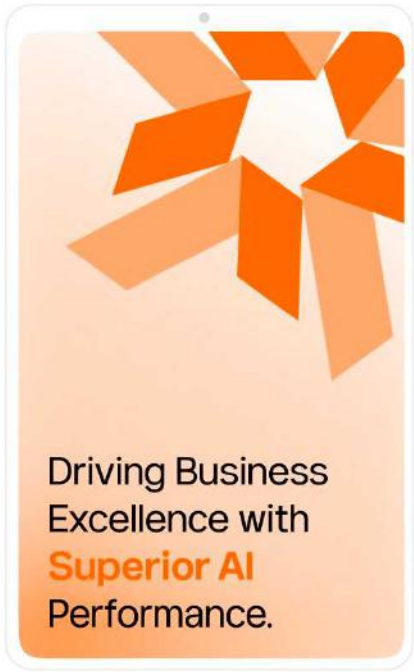



BOOK A MEETING
With Vikas Agrawal











Logo Folio

Chem Lab New Jersey

Modern and bold. Cannabis + chemistry symbol. Bold sans-serif. Teal-green tones.



YLECTRIC

Sharp abstract mark for semiconductor tech. Bold type. Black for power and precision.



AFB – Arc Flash Brokerage

Shield + bolt combo for safety and energy. Bold red-black palette. Strong, secure feel.



BOOK A MEETING
With Vikas Agrawal



VAX Investments

A bold, dynamic logo reflecting strength and financial growth.

VAX
INVESTMENTS

Foxtail Real Estate

The logo symbolizes rising property investment, with the tail representing ease with Foxtail Capital.

SportsLah!

A vibrant, energetic logo capturing the excitement of sports and community engagement.

SPORTSLAH!
BOOK AND PLAY LAH!

Press Kits

Rapid Microbiology Media Kit



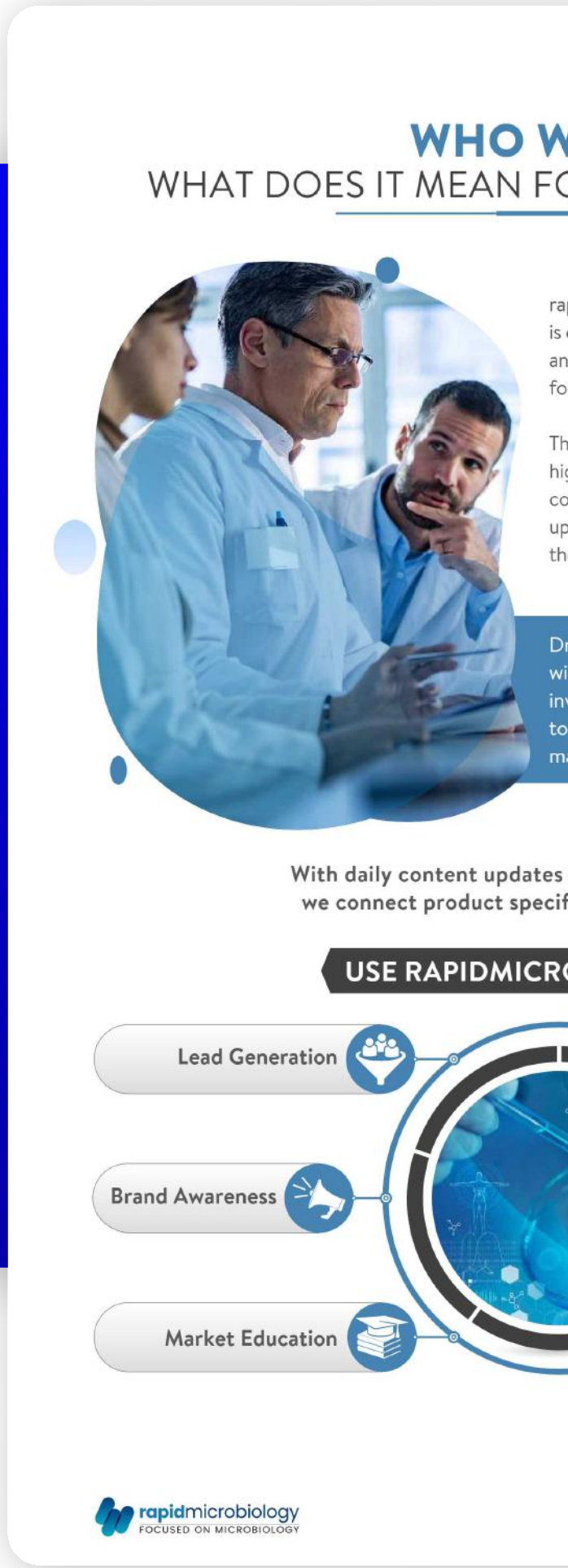

BOOK A MEETING
With Vikas Agrawal



VE ARE
OR YOUR CAMPAIGNS?

pidmicrobiology.com is the only online resource that exclusively dedicated to covering the latest products d services for routine microbiological testing, in the od, pharmaceutical, clinical, and water sectors.

rough this focused approach, we have acquired a ghly engaged audience who strongly identify with our ntent, helping these key decision makers maintain an to date knowledge of product developments within eir sector.

rawing upon 15 years of experience of working th this audience combined with our extensive volvement in helping delive key brand messaging our readership, we work with you to help achieve aximum ROI on your marketing spend.

and a weekly eNewsletter
fiers with manufacturers.

OBIOLOGY FOR



- Event Attendees
- Product Launches
- Market Positioning

WHAT'S OUR REACH?

WEBSITE METRICS

(*Google Analytics 1 June to 30 Sep 2020)

GEOGRAPHIC REACH

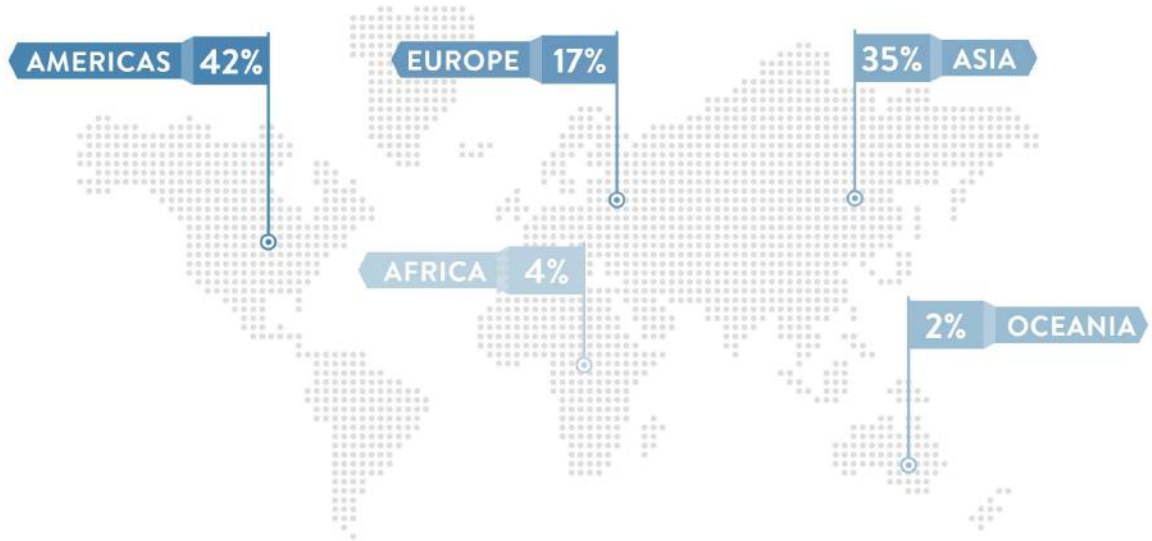

VISITOR NUMBERS

Average 1,200 users per day

VISITOR ENGAGEMENT

Average time on each page 2 mins

TYPICAL JOB TITLES OF ENQUIRERS:

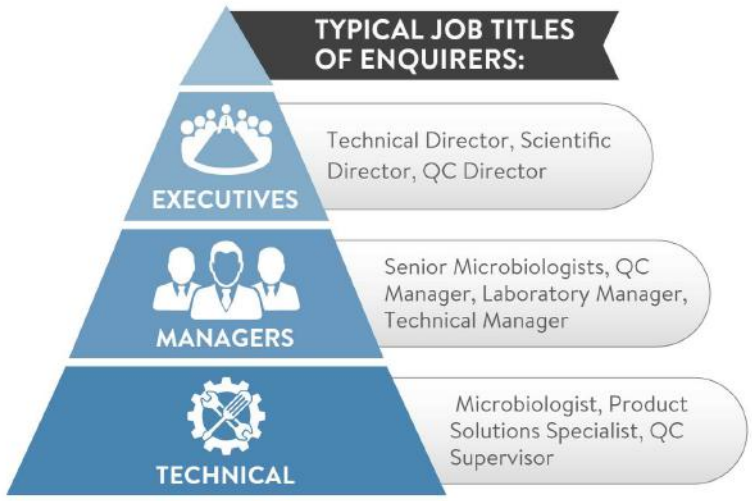

WEEKLY NEWSLETTER

Subscribers	6,300
Open rate	26%
Click rate	10.3%

SOCIAL MEDIA

LINKEDIN	TWITTER
1,274 Followers	1,561 Followers

rapidmicrobiology
FOCUSED ON MICROBIOLOGY

Editorial Design

Gym School Guidebook Editorial





BOOK A MEETING
With Vikas Agrawal



SELL

GYM SCHOOL



G MEMBER
IONS WITH
WNSELLS"

ME
urs of
raining

REVENUE
$5000 - $20,000
saved/year

WORKS:

t their fitness goals (or think they have), lose
t of the habit of working out...

action:

ons – that determines your long term success.

SAVING A CANCELLATION WITH A DOWNSELL

GYM SCHOOL

BONUS: Your member's response could uncover holes in your operation you need to address – This is valuable information!

- "I don't like trainer X."
- "You don't open early enough."
- "Your workouts are repetitive."
- "I'm not losing any weight."

SIX SALES PITCHES

REASON #1

"TOO BUSY"

("I just can't make it in enough;" "I'm not using the membership enough.")



This is the most common reason you'll hear.

Don't leave it at that. Ask: "What has changed?" Is it life, work?" They will then say, "Work is just crazy busy right now and by the time I'm finished work I'm just too tired or your gym is closed." We hear this all the time, and we all know its a bullshit excuse.

DOWNSELL #1 WEEKLY MEMBERSHIP

If their current membership is monthly recurring, and they feel like they are just not getting enough value out of that by only coming in a few times a month, then check their actual attendance in your records, and tailor an option that suits them.

Custom Illustrations

Fuji Xerox Custom Illustrations For Detailed Guidebook

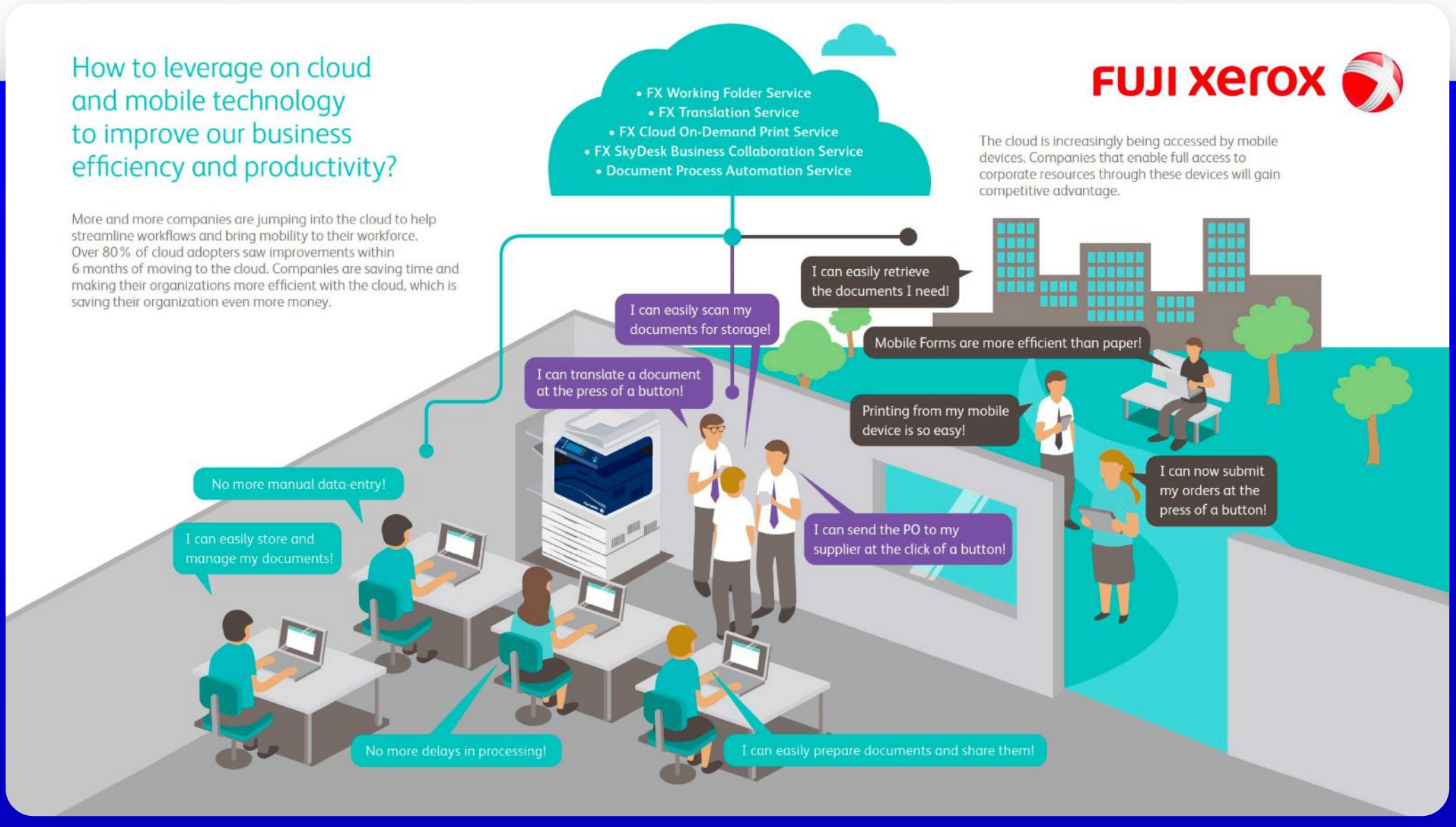

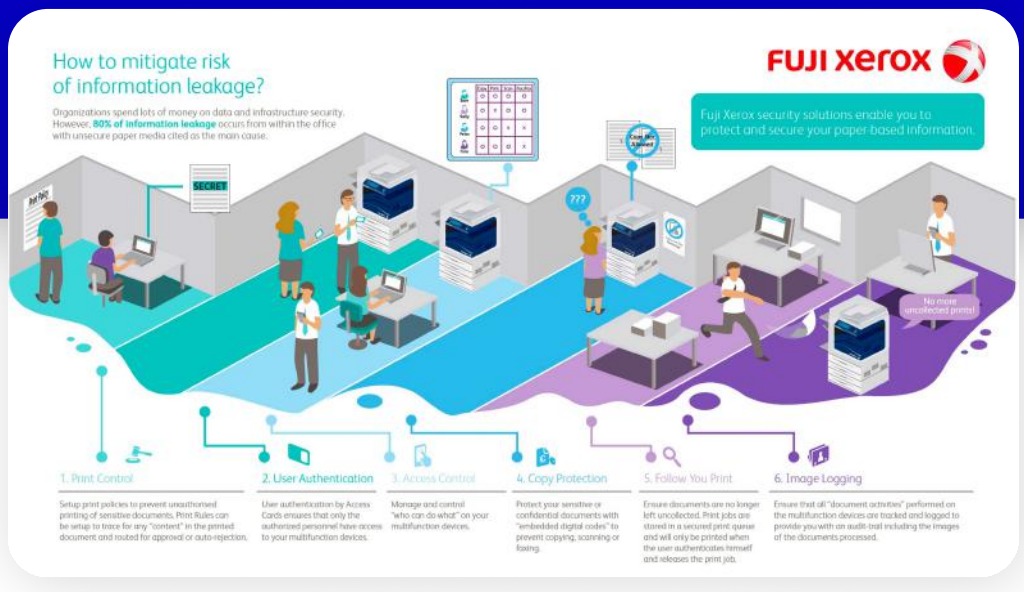



BOOK A MEETING
With Vikas Agrawal



Casino Union Supporting Illustrations







Social Media Posts

Market moves Financial Content







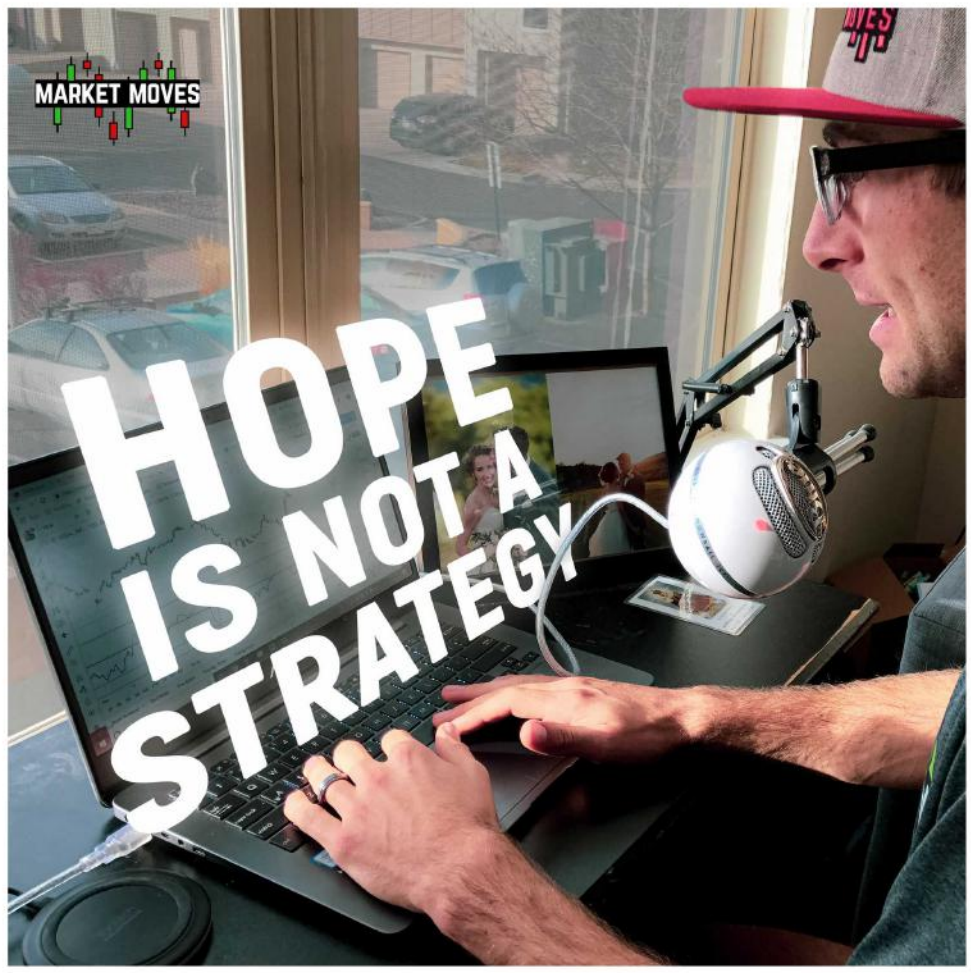

BOOK A MEETING
With Vikas Agrawal



FIRST Plumbing and Heating Social Media Posters







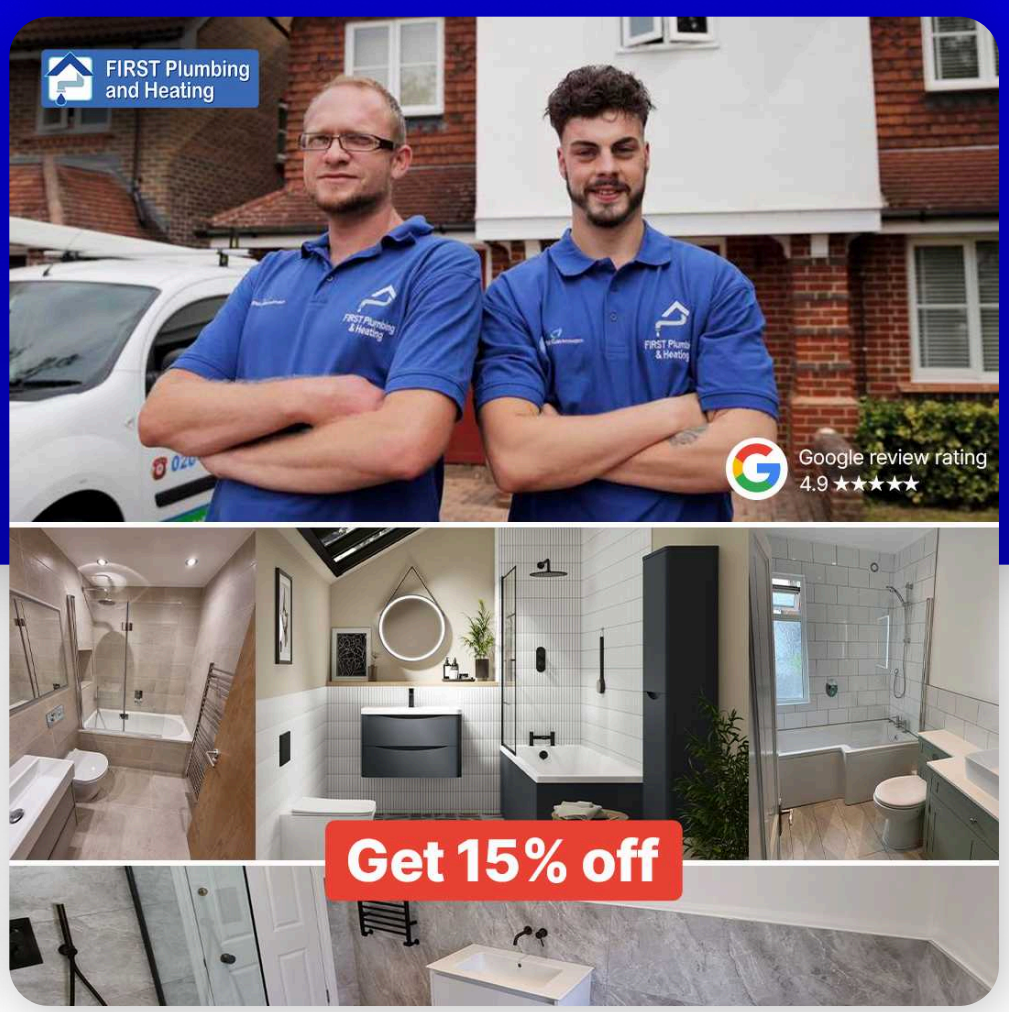

Social Carousel

Netdata Must Have Metrics









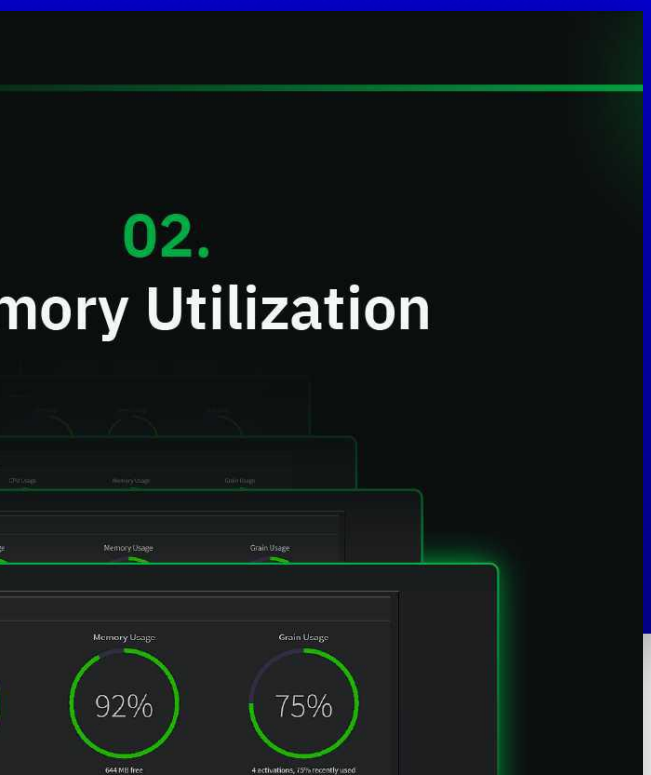

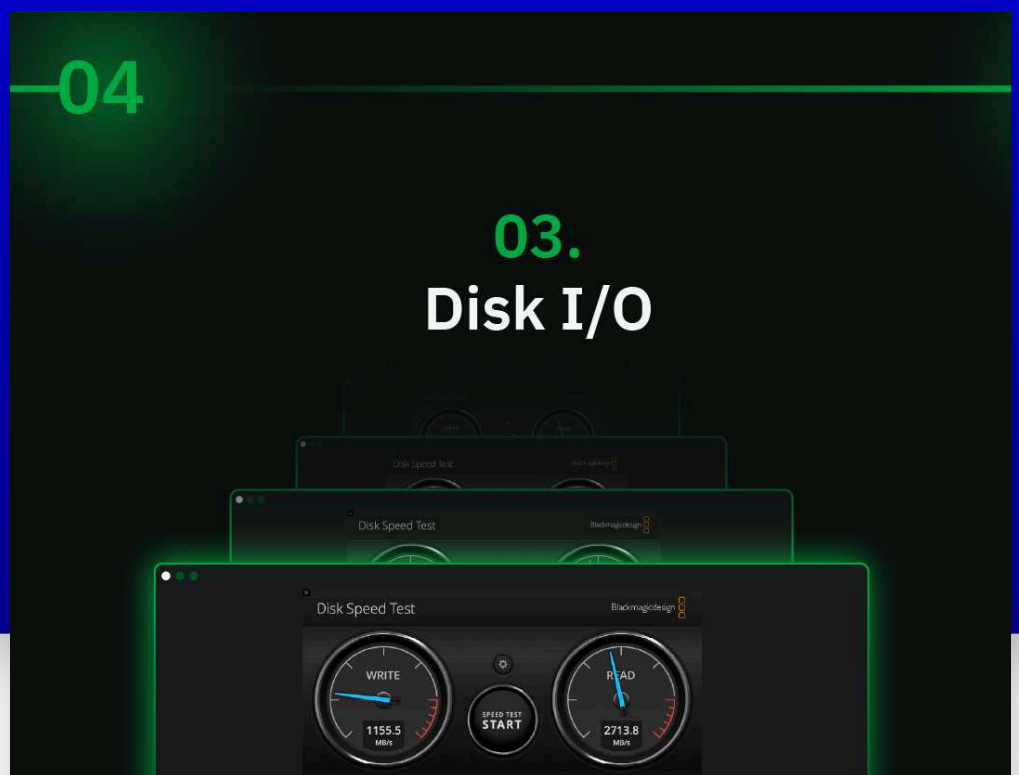

BOOK A MEETING
With Vikas Agrawal



Netdata Windows Monitoring



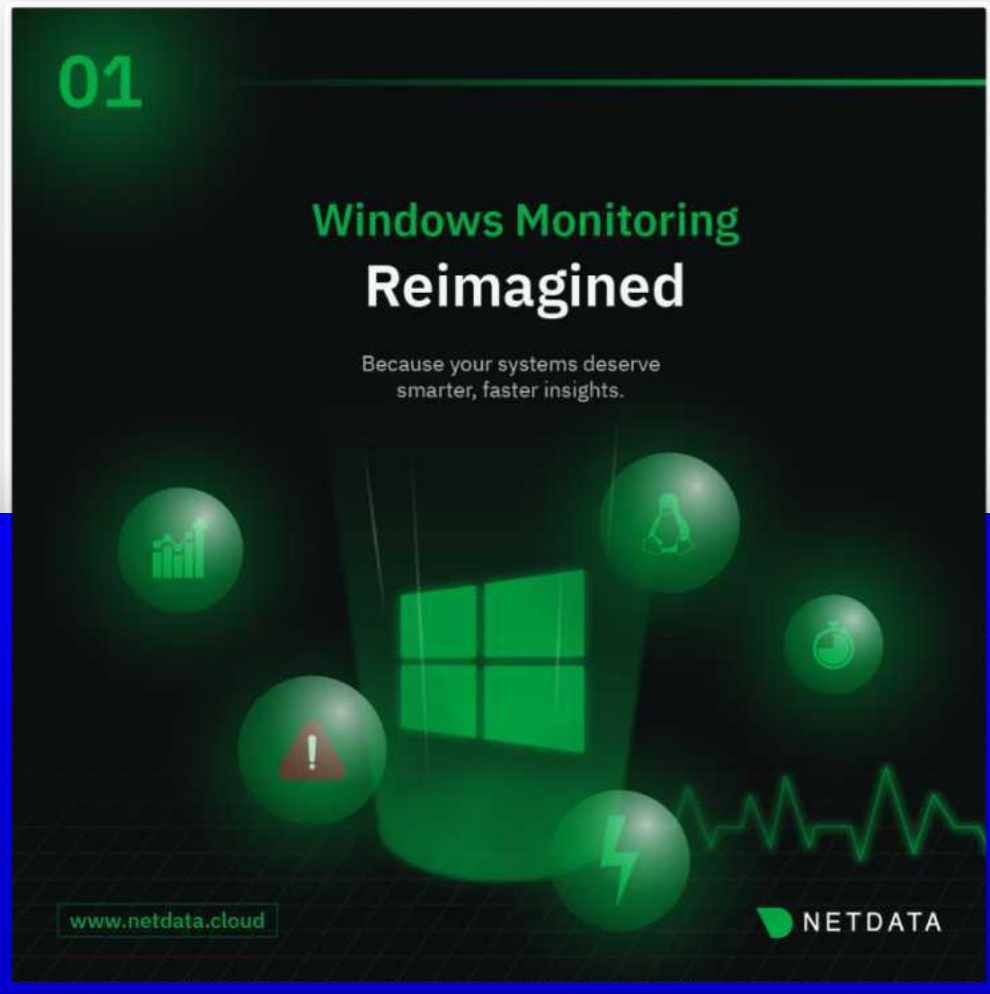

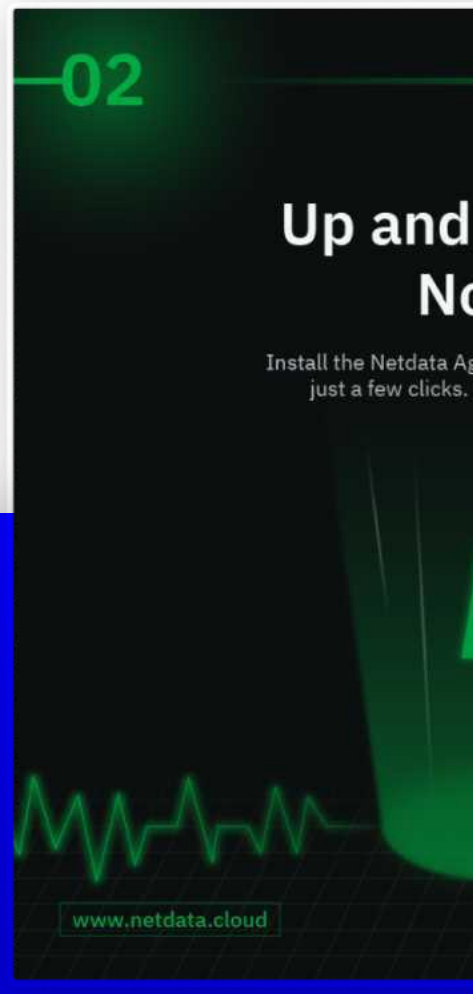





Infographics

PM Guardian
10 Best States to be an Illegal Immigrant

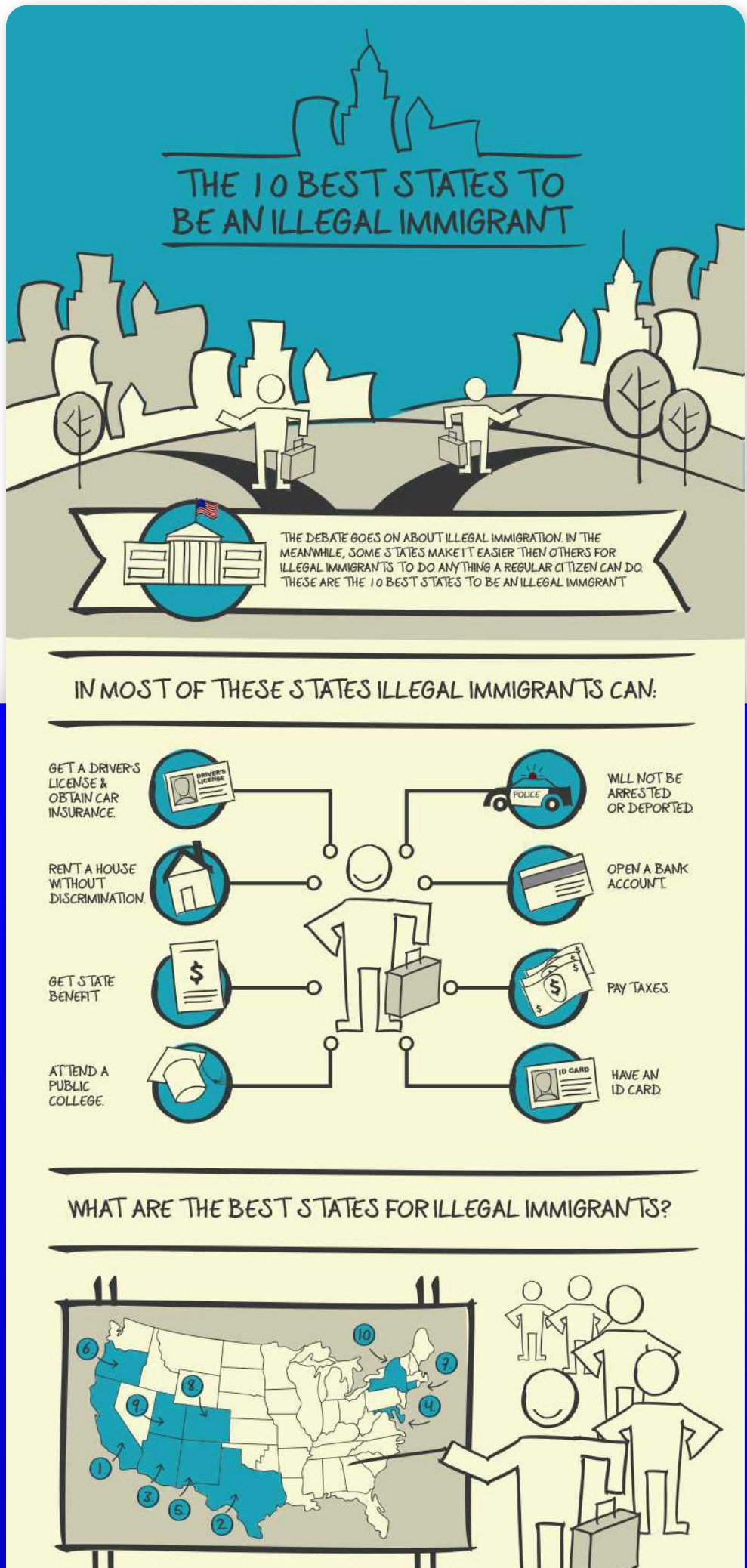

Public Health England
Vaping VS Smoking Infographic

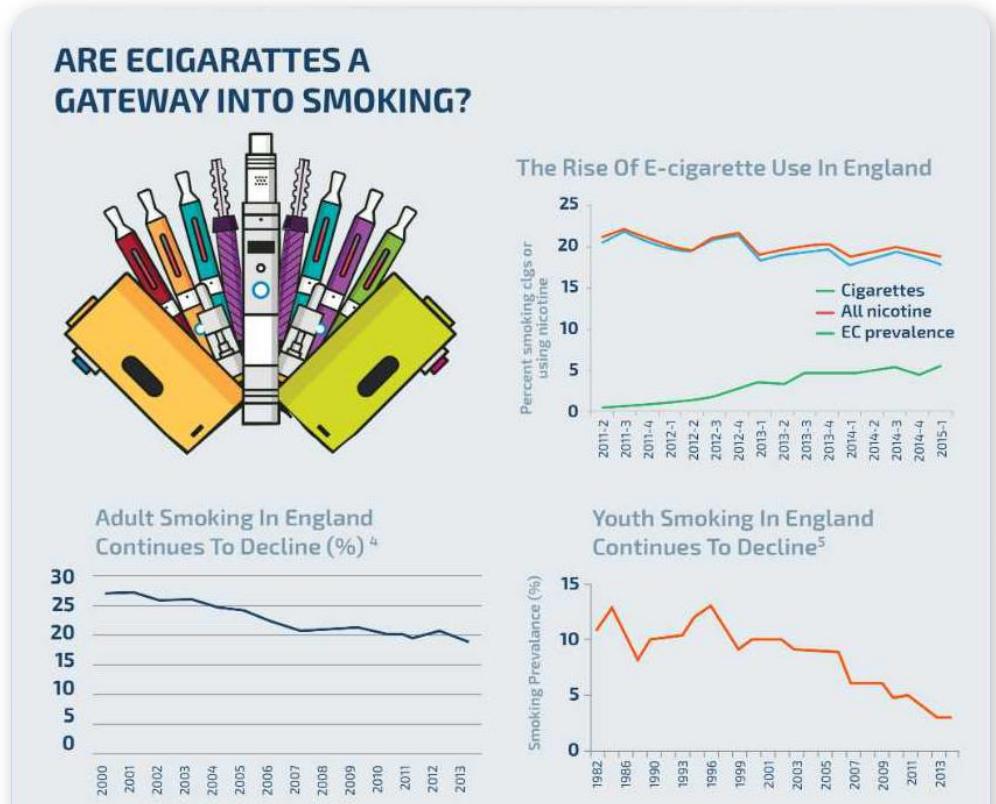

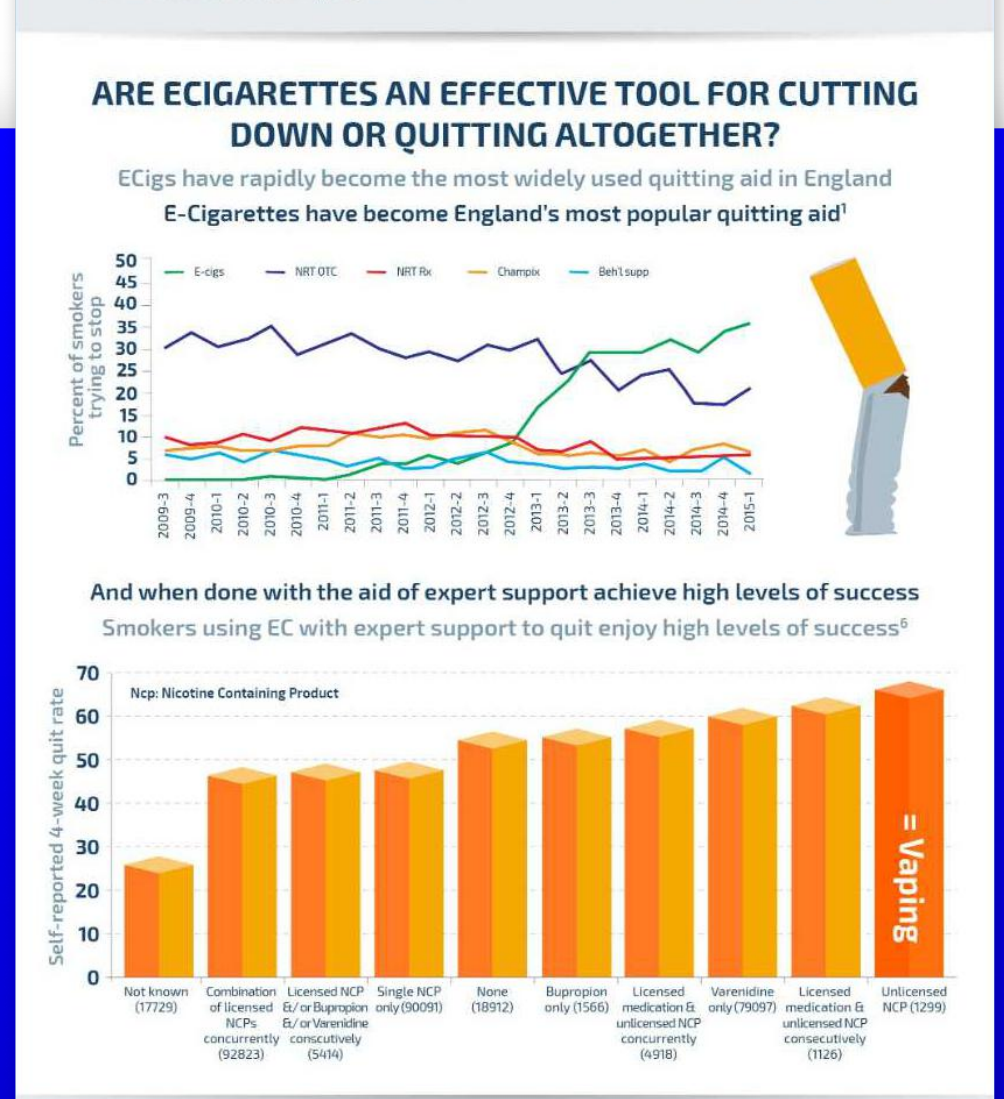

WHAT ARE THE MAIN RISKS?

There is a risk of fire from the electrical components & eCigs & a risk of poisoning from ingestation of eLiquids. These risks appear to be comparable to similar electrical

BOOK A MEETING
With Vikas Agrawal



PM Guardian

10 Best States to be an Illegal Immigrant

Our IT Department

5 Tenets of Green IT Technology

Mini Infographics

Juice of the Month

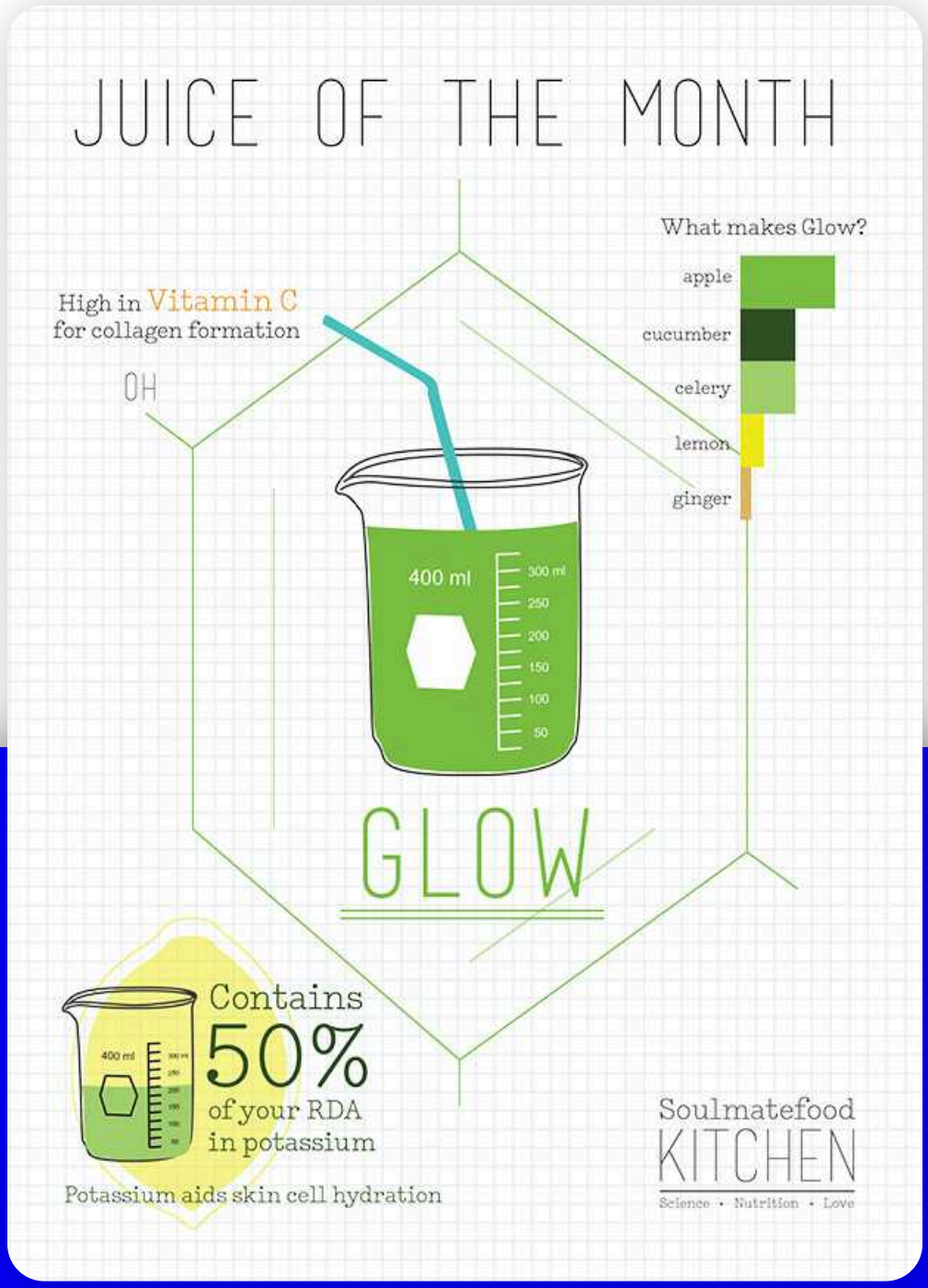

Facebook for Event Organizers

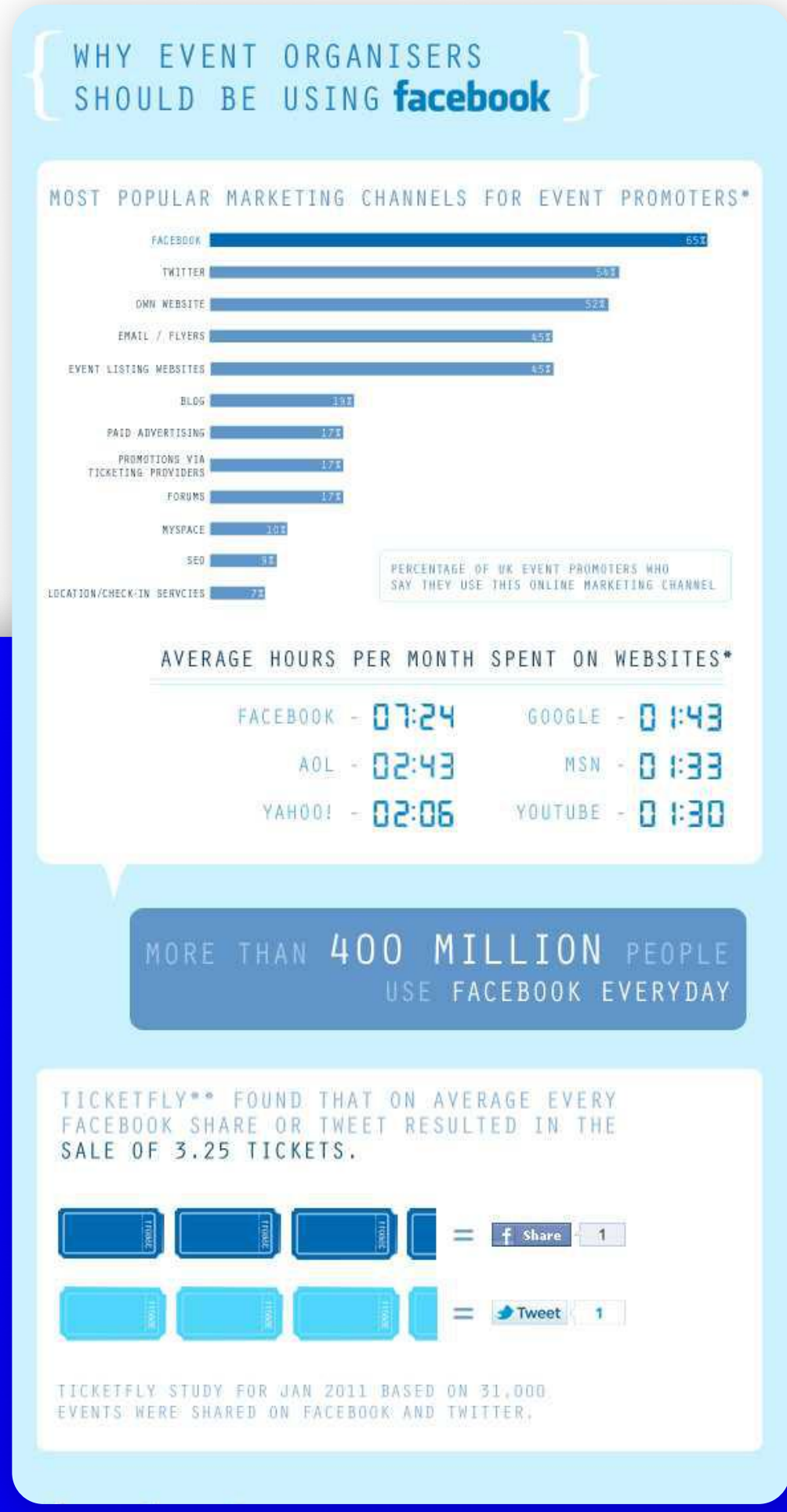

BOOK A MEETING
With Vikas Agrawal



2017 Animal Shelter Stats

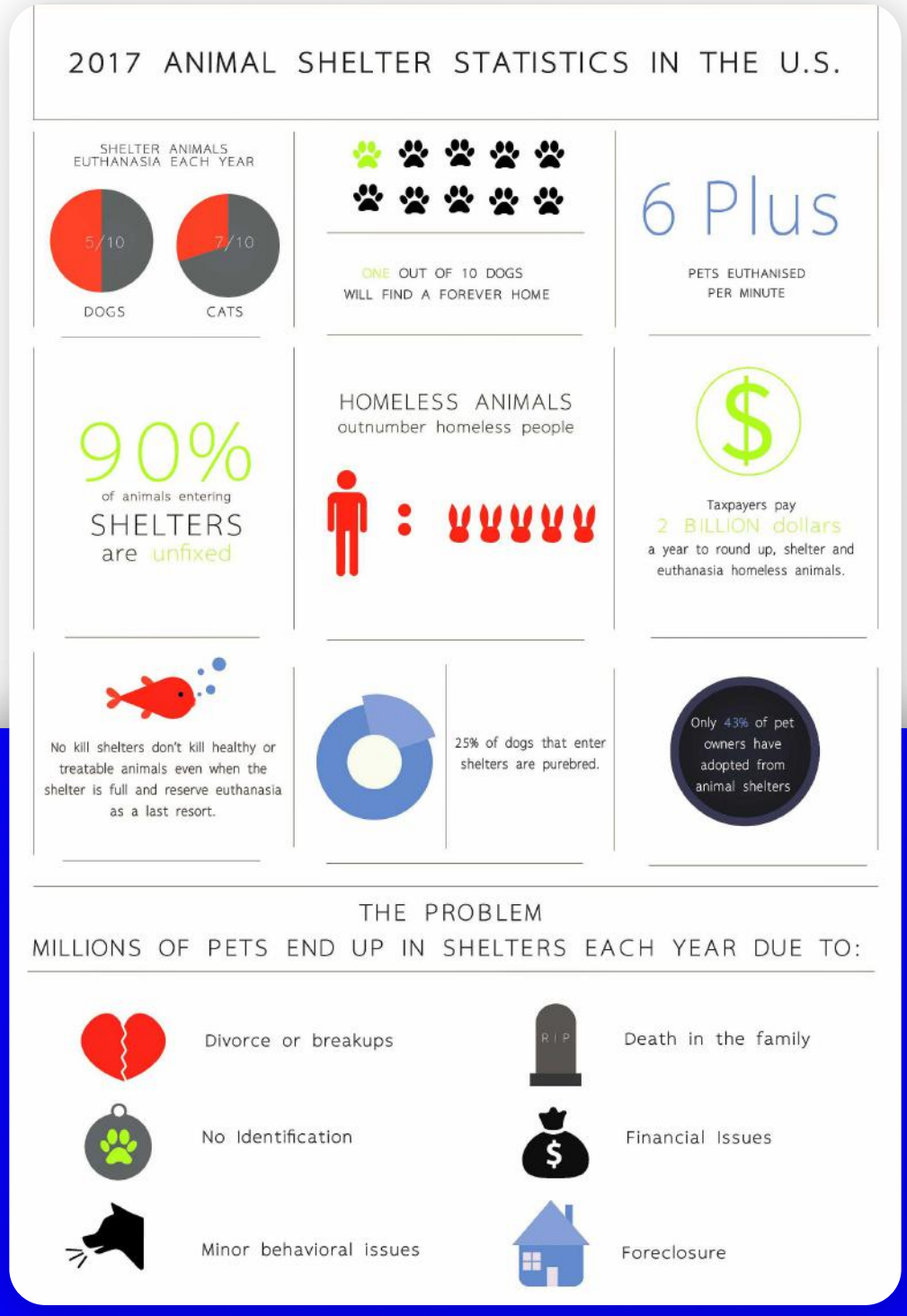

The Gym and Laundry Dilemma

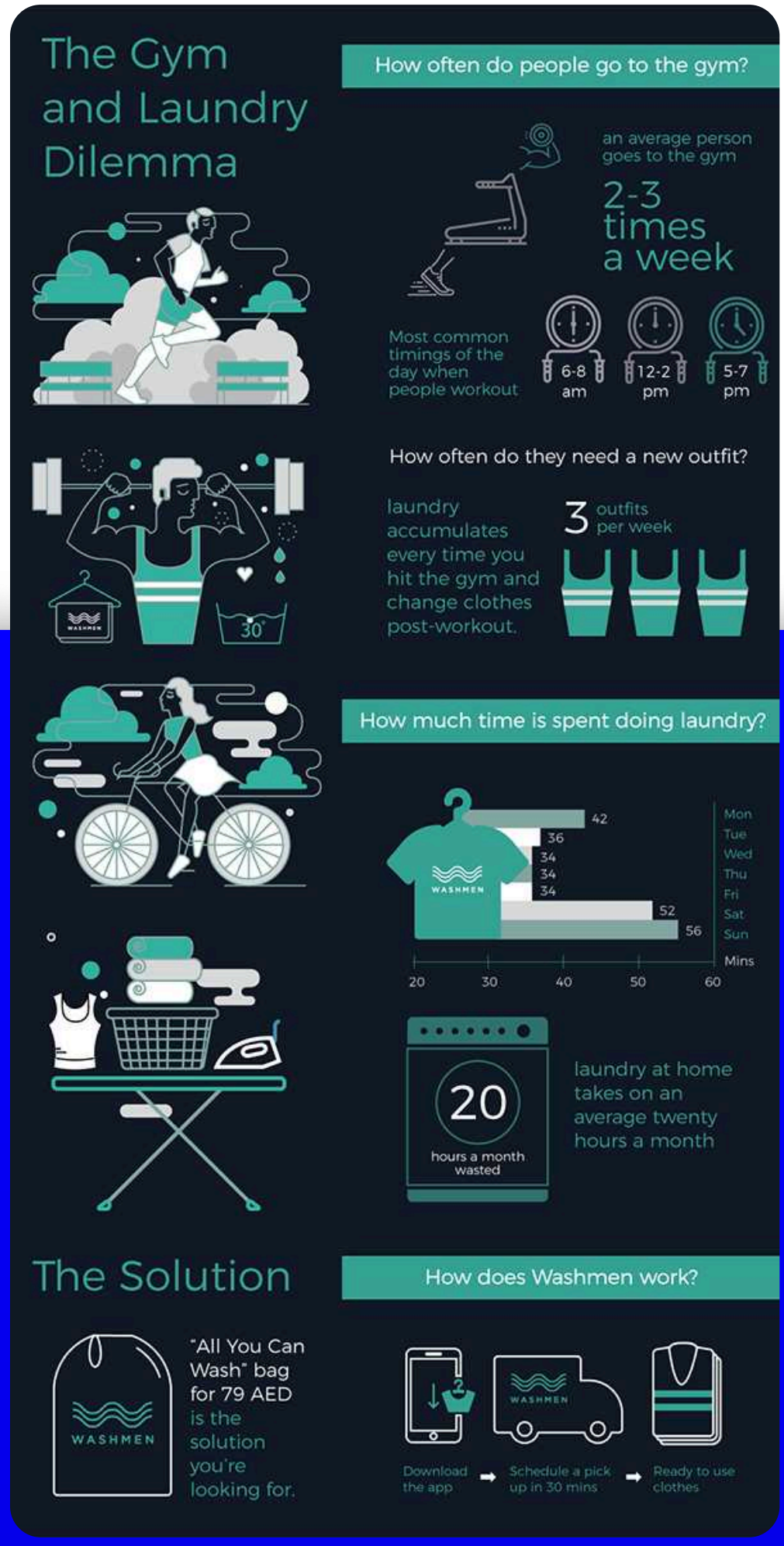

Flyers / One-Pagers
Pagers

Fountain Master
Beverage Industry Flyer

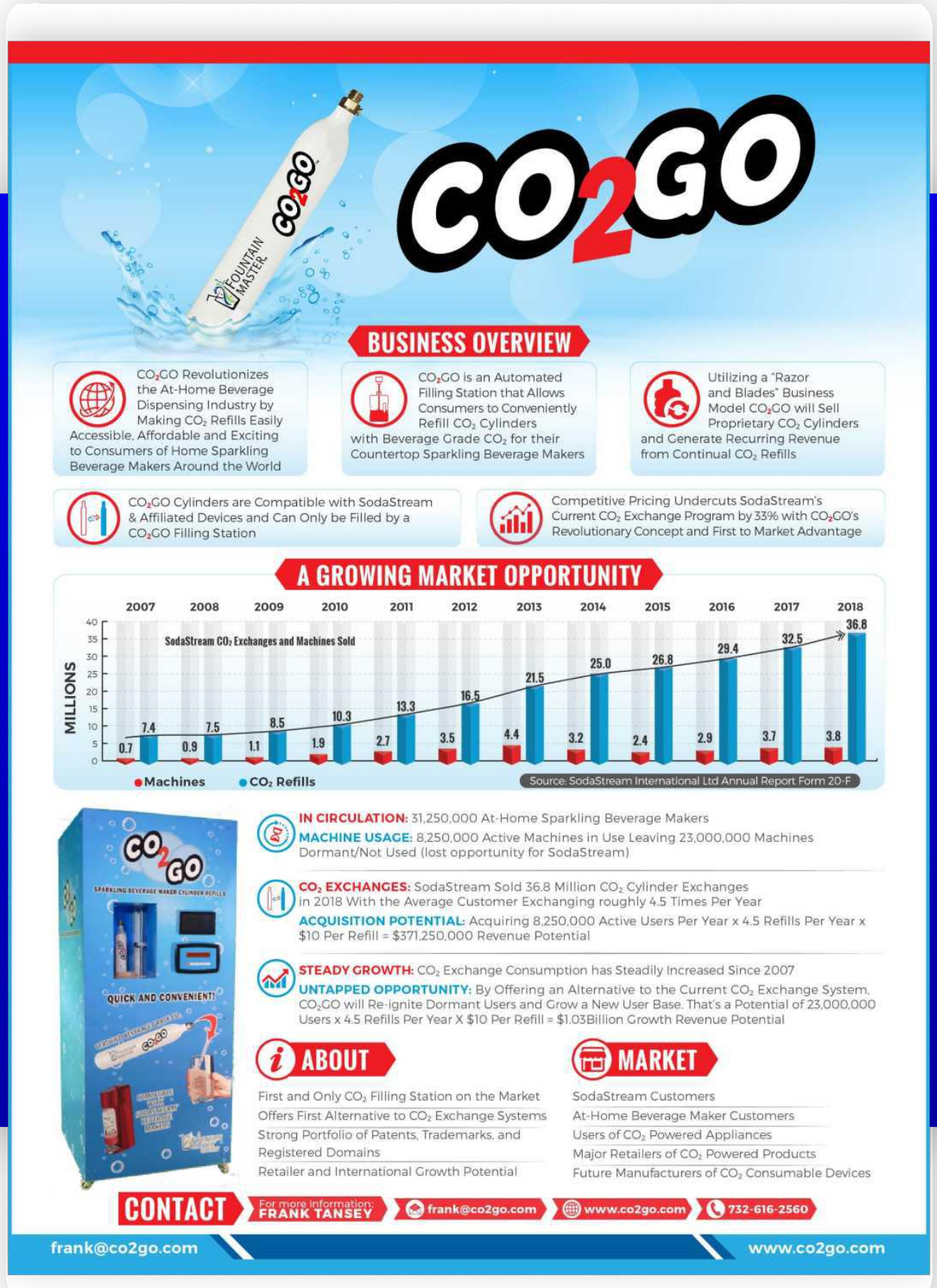

Realtor
Market Update Two Pager

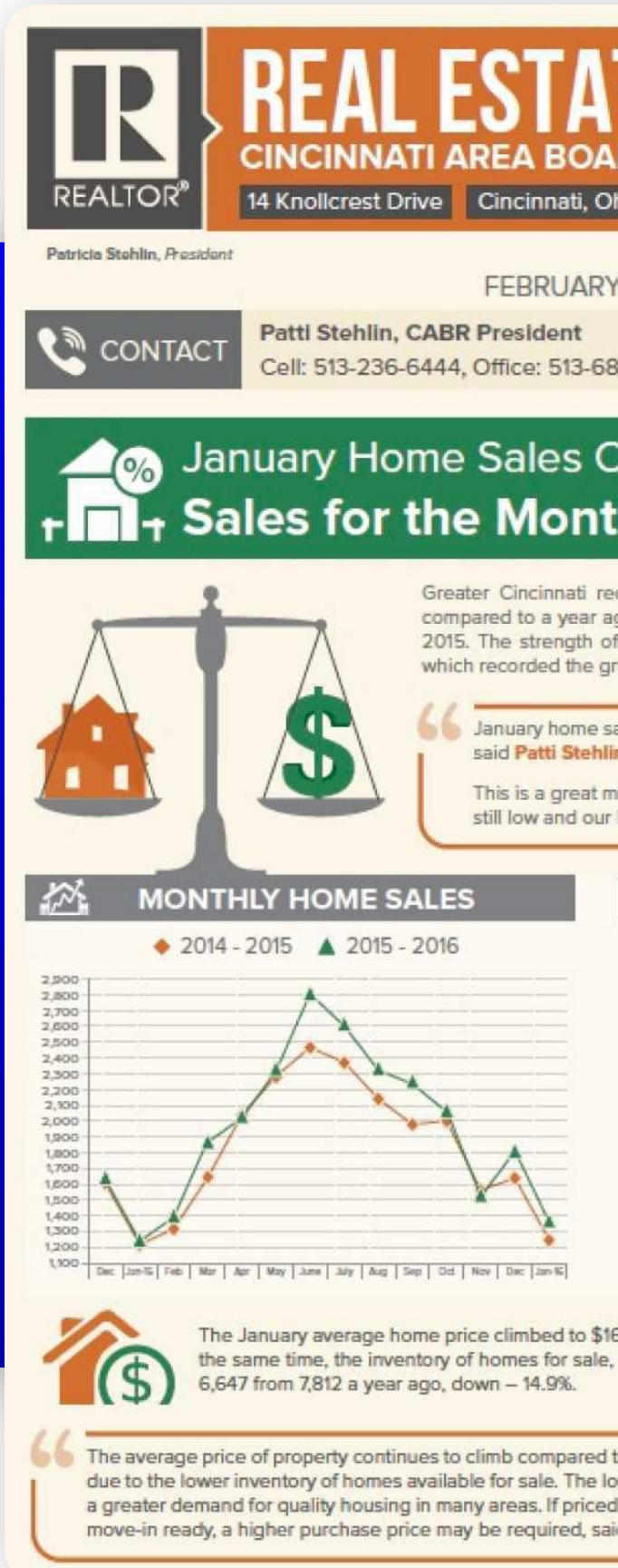

s / Two

BOOK A MEETING
With Vikas Agrawal



7 Chord
AI Industry Two-Pager



TE NEWS
RD OF REALTORS®
hio 45237 (513) 761-8800

James L. Abele, *Chief Executive Officer*

Y 23, 2016

Jim Abele, CABR Chief Executive Officer
32-4767 Office: 513-761-8800 ext 113

Continue Upward Momentum
th Highest Since 2007

corded one of its best January home sales ever, up + 9.6 %, go. January home sales were 1,367 compared to 1,247 in January f January home sales is a continuation of 2015's strong ending, reatest annual home sales since 2006.

ales continued to be strong, coming off a very impressive 2015, n, President of the Cincinnati Area Board of REALTORS®.

arket for both buyers and sellers, especially with interest rates local housing market remaining very affordable, said Stehl

HOME SALE AVERAGE PRICES

2014-2015 2015-2016

$205,000
$200,000
$195,000
$190,000
$185,000
$180,000
$175,000
$170,000
$165,000
$160,000
$155,000
$150,000
$145,000
$140,000

Dec Jan-16 Feb Mar Apr May June July Aug Sep Oct Nov Dec Jan-16

66,178 compared to $162,964 a year earlier, a + 2.0% increase. At as of January 31, continued its year-over-year declining trend to

to prior years primarily
wer inventory creates
l right and the home is
d Stehlin.

TREO Realtors
www.treorealtors.com



BONDDROID® CLOSE
7/CHORD
Global High Yield, High Grade and EM Sovereign Bonds

BondDroid, 7 Chord's award-winning proprietary AI engine, nowcasts bid and ask bond prices by processing millions of data points in real-time.

BondDroid prices are available in the form of a real-time stream, tick history back to 2012 and snapshots at the standard market closes.

KEY FACTS

01 Two snapshots are available at the standard market closing times of 4:00 PM and 6 PM EST | EDT

02 Delivered via SFTP 15 minutes after the close

03 Includes bid and ask prices, spreads and yields for 20,000+ bonds in the active BondDroid universe

04 Enriched with 26 fields that provide insights into data inputs, accuracy and methodology

05 Additional global closing times can be added upon request

SYSTEMATIC ACCURACY
BondDroid systemically measures accuracy throughout the day enabling the system to adapt quickly to changes in the market environment.

HIGH SPEED
BondDroid analyzes millions of data points with speed and precision impossible for human evaluators to achieve, especially in highly volatile periods.

COST SAVINGS
BondDroid doesn't require a salary. The cost savings from automation are passed on to our clients.

©7 Chord, Inc. All Rights Reserved. Strictly Confidential. Information in this message doesn't constitute an offer to buy or sell investment products.

Process

Step 1

Understand & Align

I begin by discussing your needs so we can tailor the design strategy.



Step 2

Research & Sketch

I explore creative directions and draft ideas to set a strong project foundation.

Step 3

Concept & Preview

Concepts are crafted and shared for your input - keeping you in the creative loop.

Step 4

Refine & Polish

Ideas are fine-tuned with your feedback to ensure the final design reflects your exact vision.

Step 5

Finalize & Deliver

You receive the completed high-quality design - on time and ready for use.

Why Work With Me?

Money Back Guarantee

Unlimited Revisions

Fast Turnaround

Personalized Free Sample

Receive a personalized design sample upfront—no obligations.

Let’s Discuss

Pay after Delivery

Creatie Problem Solver

Proven Success

Fluent English

80% Client Retention

Contact

Hope You Enjoyed Going Through My Portfolio.



Book a Meeting



Vikas Agrawal

Designer & Strategist

Calm

Detail-Oriented

Effective Problem Solver

Innovative Person

Disclosure

I am willing to push my limits to learn and improve my skills and knowledge. Ready to try more experiments by applying logic strategies and for better and unique results to the company.

Contact

vikas_agrawal@outlook.com

(+971) 555020567