

Christmas Spécial  
ENGLISH  
EDITION

# MAISON COSY

HOLIDAY SPECIAL ISSUE 2025

## FEATURES

**ALL-WHITE LIVING**  
CHRISTMAS HOME TOUR

**A LUMINOUS CHRISTMAS**  
IN NEW HAMPSHIRE

## IN FOCUS

**When Flames Turn  
into Decor**

## MOODBOARD

A CHRISTMAS  
TO REMEMBER

HOTSPOTS - NEWS - CRAFT  
ARTISANRY - SHOPPING  
INSPIRATION

## RECIPES

STARTERS, MAIN, DESSERTS

*A Bespoke Fine  
Dining Menu*

## DECORATION & CRAFTSMANSHIP

CHRISTMAS IN PROVENCE

MAISON COSY CELEBRATES A PROVENÇAL CHRISTMAS



# Christmas at home

At Pineapple Style, every piece is designed to beautify your home for the holidays—with subtlety, elegance and harmony.



## PINEAPPLE STYLE

Carefully Selected Interiors & Seasonal Decor



## Edito

There are issues that we prepare with care, and others that stay with us long after. This Maison Cosy Holiday Special belongs to the latter.

We are delighted to present it to you with particular emotion: this issue marks the beginning of a new chapter for the magazine, celebrating the reunion of its two founding editors. A return to our roots, guided by the same desire as on the very first day: to tell the story of the home as a place of life, connections, and meaning. This issue has been conceived and crafted with heart.

As Christmas approaches, it also reminds us of what truly matters—not what shines, but what counts. To appreciate what we have, take the time to share, and create simple memories with those we love. The home then becomes more than just a décor; it becomes the stage for these precious moments.

We hope these pages accompany you gently, finding their place in your end-of-year moments.

**The essence of Christmas is here.**

Pauline ROSIER & Charlotte YVANOFF



# In This Issue

## NEWS

4. Design & Home News

## INSPIRATION

14. A Walk in the Forest  
16. A Suspended Moment  
18. Winter Symphony  
20. Royal Dream  
22. Christmas Wonderland

## DO IT YOURSELF

26. Origami Christmas Star  
46. The Christmas Toy Bag

## FEATURES

28. Christmas Home Tour at Adrienne  
Elizabeth's : The Art of All-White  
64. A Luminous Christmas in New Hampshire

## Moodboard

40. A Christmas to Remember

## INTERVIEW

50. ON Jewels: A Touch of Light

## IN FOCUS

54. Stoves & Fireplaces: When Flames  
Turn into Decor

## HERITAGE

75. Christmas in Provence: Flavors, Decor, and  
Traditions

## RECIPES

95. Special Christmas Menu: Starters : Main, and  
Desserts

## MAISON COSY Magazine

Published by SAS PRRP  
131 rue Legendre, 75017 Paris

**Publisher and Editor-in-Chief**  
Pauline ROSIER, Charlotte YVANOFF-LIMANT

**Editorial Team**  
Victoria Regnier, Bérangère Dupuis, Thibaud Marin,  
Laura Pierre, Christine Marciniak, Myriam Abasi.

**Advertising Team**  
Florence-Laëtitia ALAVEDRA, Jules MAZEAU

The Editorial Team declines all responsibility for the content, and in particular for articles, features, reports, shopping guides, and news items published, as well as any materials submitted or made available to us, which remain the sole responsibility of their authors. Visuals in advertorials and advertisements, unless otherwise indicated, are the property of our advertisers and do not engage the responsibility of the Editorial Team.

Copyright : © Maison Cosy  
All rights reserved







**edelman**<sup>®</sup>  
s i n c e 1 8 9 8

     
[WWW.EDELMAN.EU](http://WWW.EDELMAN.EU)

**MAKING THE WORLD MORE BEAUTIFUL,  
WARM & COZY AT HOME**



## NEWS

### MAUKA, LUCKY CHARMS JEWELRY

X CAROLINE DE BENOIST  
ANNE-SOPHIE MIGNAUX  
Guided by the spirit of modern talismans, Caroline de Benoist and Anne-Sophie Mignaux unveil MAUKA, a capsule collection of three reversible pendants designed to accompany you throughout life. Etched with universal symbols and set with delicate gemstones, each piece marries artisanal mastery with intimate poetry. More than jewelry, every necklace becomes a talisman, a source of strength, positive energy, and protection.



### A WINTER IN CRYSTAL

X SWAROVSKI

Bathed in festive sparkle, Swarovski presents original creations that blend whimsy with frosted brilliance. Sculpted with hundreds of facets, each piece captures the magic of winter and the joy of the holiday season. These decorative jewels are perfect to gift or to bring a touch of enchantment into your home.

### PRADA'S SHINE WHERE YOU LEAST EXPECT IT

Prada appears where you least expect it... or perhaps exactly where it should be. The maison unveils a series of gleaming glass ornaments, to be collected as modern treasures. Available in Light Blue, Aqua (pictured here), and Alabaster Pink, these delicate pieces blend clean lines with the iconic logo. A contemporary brilliance, true to Prada's daring spirit.







  
**VOLUBILIS**  
PARIS




NEWS



## POETIC IMMERSION x DIPTYQUE


At 7 rue Duphot in Paris, Diptyque unveils its 400 m<sup>2</sup> immersive space, where the art of living becomes an invitation to journey. Showcasing exceptional craftsmanship, iconic creations, and a holiday candle collection, the maison opens the doors to a rare sensory universe. Exhibitions, workshops, and events bring the space to life, offering constantly renewed discoveries.



## THE PUMPKIN COCOTTE

x *LE CREUSET*

With its realistic design and signature hue, the new enameled cast-iron Pumpkin Cocotte takes center stage on the table. Both decorative and culinary, this piece is perfect for elevating festive meals.



## NOTRE-DAME DE PARIS

### The Tribute Tray by Ours Blanc Paris

Step into the history of Notre-Dame de Paris through the unforgettable figures who have shaped it. On this tray, Bishop Maurice de Sully meets Napoleon and Josephine, while Quasimodo, Esmeralda, and Victor Hugo's heroes mingle with Viollet-le-Duc and 21st-century visitors. Every intricate detail invites you to revisit the cathedral's story, bringing its past vividly to life.





**CASSANDRE  
CHRISTMAS ORNAMENT**  
YVES SAINT LAURENT

Éclat couture, esprit iconique. La maison YSL transforme l'ornement festif en objet de désir : une sphère laquée noire, surmontée du monogramme doré Cassandra. Une pièce collector qui fait scintiller la saison avec audace et sophistication.



**BUILDING CHRISTMAS  
TOGETHER**

*X LEGO*

Build a fantastic Christmas centerpiece with the whole family using Lego. This collectible set features a large Christmas tree with opening panels and hidden compartments.



**HEADING TO LAPLAND**

x FRAGONARD

For its winter collection, Fragonard invites you on a journey. Finnish illustrator Eija Vehviläinen envisions a magical Nordic Christmas: long candlelit evenings, snow-covered forests, northern lights, and woodland creatures. This collaboration celebrates winter in all its gentle beauty and enchantment.

## NEWS



### *Little Treasures*

#### X THE CERAMIC BUTTON

The Ceramic Button designs vibrant and lively porcelain creations all year round. For the holidays, the brand unveils a special collection, including this adorable ceramic polar bear, adding a delicate and poetic touch to gift wrapping.

### BACCARAT

#### A Refined Pleasure

Precious objects to collect year after year to create an enchanted forest, Baccarat's crystal Christmas trees capture the magic of the season.

Sculpted with countless facets, the Palmette Tree catches and reflects the light, delighting both young and old alike.



#### UNIQUE HANGING OBJECTS

The Fleurs de Jori collection, created by Marcello Jori, features hand-painted porcelain Christmas decorations. Refined and precious, each piece is truly one-of-a-kind, perfect for hanging and adding a touch of elegance to the holiday season.

### *Favorite Pick*

Delft Snowflakes - Limited Edition  
**Kazéhana & Tuillière**



### A Treat That Awakens the Senses

Let yourself be carried away by the By Chris K experience: a slowly roasted almond revealing its warm crunch, unfolding the full sweetness of pistachio... before a delicate hint of fleur de sel elevates the whole. A gourmet harmony that awakens the senses and warms the heart.

MAISON COSY. 10





# OSKA

PARIS · BORDEAUX  
LYON · STRASBOURG  
AIX-EN-PROVENCE



Veste 506 wash  
Pantalon 534 wash

[OSKA.COM](https://oska.com)





## ***Hand-Illustrated***

### **Christmas Magic**

Wallify presents a collection of hand-drawn illustrations created on iPad, where digital creativity meets artisanal craftsmanship in the spirit of Christmas. Each piece, imbued with gentle winter poetry, is carefully crafted to offer a unique and original style—perfect for dressing your walls with a warm and festive atmosphere.

## **ONE BOX, THREE CHRISTMAS STORIES**

The Esprit des Fêtes set brings together Sapin Gourmand, Les Patineurs, and Mon Beau Sapin: three hand-printed tea towels from Alsace that add warmth, color, and tradition to your kitchen. An elegant way to celebrate the art of French linens.

*Beauvillé Créateur*







## Hitting the Slopes! x *The Table Love*

Woven and embroidered in Italy by a heritage weaving house, these limited-edition napkins reinvent the spirit of long Alpine evenings. Crafted from fine cotton and linen, with delicate embroidery and chic mountain charm, they dress the table like a high-altitude retreat—elegant, convivial, and delightfully festive.

## Vintage Puzzle: A Stylish Comeback

x CAVALLINI & CO

Rediscover the simple, delightfully retro pleasure of puzzling with the Cavallini collection. Presented in an elegant vintage tube and accompanied by a canvas pouch, these 1,000-piece puzzles make the perfect gift for unplugging... or challenging yourself.



## MINI CERAMIC BRICKS

x LALILE CRÉATION

Ceramist Alix Favre presents her annual collection of ceramic milk bricks, each piece unique and numbered. With her upcoming move to Strasbourg and the temporary closure of her e-shop (February–June 2026), now is the perfect moment to acquire one of these already iconic creations.





# INSPIRATION



## A Walk in the Forest

1. Flower Pendant Lamp, Neldra – €200
2. Ivory and Natural Pietro Cushion Cover, Madura – €29
3. Ivanna Velvet Cushion Cover, Ma Housse de Chaise – €11.90
4. Endoril Christmas Pattern Cushion, Histoires Singulières – €70
5. Golden Enchanted Wood Decorative Deer, Eminza – €16.90
6. Handmade Gold Ceramic Pumpkin, Pineapple Style – €64
7. Decorative Pine Cones, Sostrene Green – €2.08
8. Modular Armchair Ecureuil, La Redoute – €859
9. Golden Berry Stem, Feuillazur – Price on request
10. Vintage Brass Gilt Mirror, Eichholtz Ludovico – €4,495







## INSPIRATION



## A Suspended Moment

1. Set of 3 Christmas Stars, Sklum – €28.50
2. Christmas Bow Decoration, H&M – €7.99
3. Hot Air Balloon Christmas Bauble, Marcello Jori – €48
4. Christmas Tree Plate, All the Luck in the World – €22.50
5. XMAS Floor Bauble Decoration, Pineapple Style – €109
6. Liza Stoneware Decoration, Bloomingville – €29.90
7. Christmas Tree Decoration, J-Line – €38.99
8. Royal Nutcracker Porcelain Dessert Plate, Easy Life – €13.50



MAISONS  
DU MONDE



NOËL  
*autour du*  
MONDE

EN MAGASIN ET SUR [MAISONSDUMONDE.COM](https://www.maisonsdumonde.com)



## INSPIRATION



## Winter Symphony

Beneath the glow of a delicate winter, each piece composes an exceptional setting. **Swarovski** ornaments—star, moon, and snowflake—suspend a whisper of magic, while **Céline**'s Triomphe ceramics diffuse their subtle notes, a discreet echo of serene luxury. **Dior**'s Toile de Jouy plate, like a scene engraved in time, celebrates the beauty of rare moments. The Wilton Gombalia rug unfolds its frosted hues, while **Holyart**'s Ocean Blue Christmas tree rises in a deep, almost nocturnal silhouette. In harmony with this soft universe, **La Rochère**'s Cratère decorative bauble, hand-blown according to artisanal expertise, captures the light, revealing a material that is vibrant, precious, and timeless.







# INSPIRATION



## Royal Dream

1. Set of 3 Hanging Christmas Stars, Com Four – €11.99
2. Set of 30 Angel Decorations with Instruments, Pretty Zoom – €17.49
3. Set of 5 Hanging Candy Decorations, Wadiga – €5
4. Mango Wood Gold Knot Placemats, Eminza – €16.99
5. Simple Lace Plate, Pinto – €138
6. Set of 10 Reusable Golden Bead Plates, Fêter & Recevoir – €11.99
7. Pair of Pink-Gold Brass Planters, Brocante Chic – €58
8. Hedwig Figurine from Harry Potter, EMP Online – €37.99
9. Gold-Colored Wooden Wall Shelf, Clayre & Eef – €252.50
10. Wreath Decoration, Clayre & Eef – €33



MAISON  
**BERGER**  
PARIS



DÉCOUVREZ  
**LE NOUVEAU PARFUM GOURMAND**

par

*Lolita  
Lamprosa*

*Sweet*



PUR ART DE VIVRE



## INSPIRATION



## Christmas Wonderland

Set of 3 Metal Stars, Mathilde M – €37.90 / Les Belles Toiles de Jouy Summer Scenes Wallpaper, Fenducci – €69.85 / Pink Sequin Christmas Bauble, Atmospha – €10.89 / Blown Glass Red LED Christmas Ornament, Krinner Lumix – €35.90 / Nutcracker Soldier, Leroy Merlin – Price on request / Glittered Allium Stem Izia, SIA Collection – €10 / Mushroom Figurines, Amazon – €11 each / Velvet Bow Christmas Bauble, Sostrene Green – €2.08 / Joséphine Dessert Plate, Astier de Vilatte – €218 / Hanging Gold Bell Decoration, Fabrique de Styles – €29.95 / Feathered Christmas Bauble, J-Line – €16.95 / Christmas Bauble, Fanore – €3.99







CREATION - DIY

*Do it Yourself*  
CHRISTMAS  
STAR

**Click here**  
to watch the step-  
by-step  
video tutorial







Roseline d'Oreye

Galerie du Roi, 10 - 1000 Brussels  
[roselinedoreye.com](http://roselinedoreye.com)



FEATURE

CHRISTMAS HOME TOUR AT

# Adrienne Elizabeth

*The Art of All-White*



Step into the festive world of Adrienne Elizabeth, based in North Carolina with her husband and their four children. Passionate about design and decoration, Adrienne transforms every room into an elegant, warm, and inspiring space, where clean lines, natural materials, and carefully chosen details tell a story.

For this Christmas Home Tour, she opens the doors of her home—a lively and welcoming space designed to celebrate the holidays with style and authenticity. Between boundless creativity and a warm family atmosphere, every corner reveals the magic of the season, subtly blended with her distinctive taste in design.





## FEATURE

“

I always choose a theme for my holiday décor.

**This year, wood and white set the tone.**







Adrienne had a lot of fun decorating her Christmas tree. She made the effort to reuse decorations from previous years, drawing from her own collection to create a neutral color palette. She only purchased a few natural wooden beads, some white ornaments, and ribbon. Everything else comes from years past.

Adrienne loves how the ensemble comes together, creating a snowy, frosted effect. The natural wooden bead garland and champagne-colored ornaments add just the right touch of warmth.



## FEATURE

“The view from the entrance invites Adrienne to settle into her favorite armchair and **soak in the holiday spirit.**”







“To free up the countertop while keeping a festive touch, the flower vase has been replaced with a wooden bowl filled with ornaments. An elegant, sparkling, and easily movable solution.



## FEATURE



Adrienne had fun writing a letter to Santa with a quill, adding a touch of magic and nostalgia to her Christmas preparations.







Adrienne has set up a little corner in her kitchen for gift wrapping, since she spends so much time there! The moments when dishes are simmering become a perfect pause for wrapping a few presents.

The other day, she discovered this marbled wrapping paper and instantly fell in love. Marble makes its way from the countertop to the Christmas gifts. She keeps the roll carefully. A pretty pink ribbon and a touch of artificial greenery provide the perfect accents to complete a present. She also fell for these small two-toned pink bottle brush trees, which she found adorable—a perfect pop of color for her kitchen countertop.



## REPORTAGE







Adrienne loves decorating her desk for the holidays, blending clean lines, wood, and neutral touches. A ceramic lamp and her Prince Flock tree with warm LED lights create an elegant and cozy atmosphere. This year, she kept the décor simple: vintage ornaments in a bowl and two small glittered trees are enough to elevate her filing cabinet. For Adrienne, Christmas is all about style, harmony, and magic—without overloading the decorations.



FEATURE







**A little corner of  
Christmas magic just  
for me, right in the  
heart of my desk.**





## FEATURE



“A delicate and joyful  
touch for my tree,  
like a nod to nature.”



**FOLLOW MAISON COSY MAGAZINE**  
*on Instagram*



**@MAISONCOSY\_MAG**



INSPIRATION

# Woodboard

## A Christmas To Remember

This style notebook explores the art of entertaining through a curated selection of atmospheres, designed as elegant mood boards. Soft tones, delicate textures, play of light, and carefully chosen décor evoke celebrations that are both warm and refined. An invitation to create unique moments and a memorable ambiance.



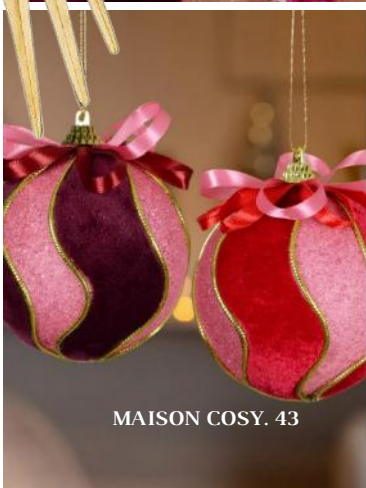






pineapplestyle













Madame Beaumont



Pineapple Style

MAISON COSY. 45



CREATION - DIY

# THE CHRISTMAS TOY BAG

*Do it Yourself*

As practical as it is magical, this large drawstring bag is the perfect companion for organizing Christmas gifts. Personalizable with each child's name—a charming detail we love—it replaces scattered presents under the tree with a unique surprise to discover. Made in velvet or a playful Christmas print and tied with a pretty ribbon, this sewing project by Mondial Tissus is both decorative, functional, and fully customizable.





## MATERIALS LIST

To make the toy bag, you will need:

- 60 cm of fabric for the exterior of the bag (velvet, cotton canvas, or calico)
- 60 cm of cotton canvas for the lining
- Embroidery thread
- Embroidery needle
- 50 cm of 15 mm wide velvet ribbon
- A spool of thread
- A pair of scissors
- Pins

### 1) THE PATTERN OUTLINE

On cutting paper, draw a rectangle measuring 57 x 42 cm. This piece will form the body of the bag.




### 2) CUTTING THE FABRIC

Cut the piece so that you have two pieces from the main fabric and two pieces from the lining.

### 3) MARKING THE NOTCHES

On the four pieces you just cut, mark notches on the top sides. Make a small 0.5 mm cut with scissors at 3 cm from the edge, and another at 4.5 cm from the edge.



### 4) ASSEMBLING THE BAG

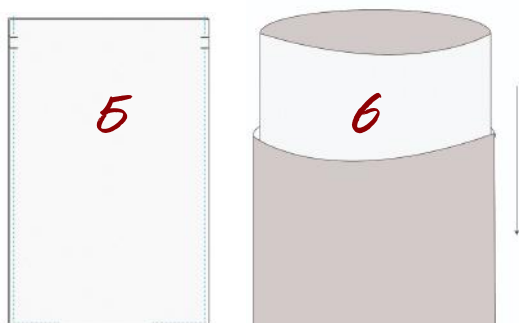
Pin the bag with right sides together. Sew the sides and bottom of the bag 1 cm from the edge, leaving the area between the notches open. Backstitch at the beginning and end of the seams.



## CREATION - DIY

### 5) ASSEMBLING THE LINING

Pin the lining with right sides together. Sew the sides and bottom of the bag 1 cm from the edge, leaving the area between the notches open and leaving a 6 cm opening at the bottom of the bag. Backstitch at the beginning and end of the seams.



### 6) L'ASSEMBLAGE DU SAC ET DE LA DOUBLURE

Place the bag and the lining right sides together, inserting the lining inside the bag.

**6 bis** Pin the top of the bag and lining with right sides together, and sew all around the top edge of the bag 1 cm from the edge.

**6 bis2** Turn the bag right side out through the opening left in the lining. Topstitch 1 mm from the top edge of the bag, and close the lining opening with a topstitch.







## 7) MAKING THE DRAWSTRING CASING

Sew two parallel topstitches, 2 cm and 3.5 cm from the top of the bag, making sure that the openings left on the sides are positioned between the stitches. Backstitch at the beginning and end of each seam.

## 8) THREADING THE RIBBON THROUGH THE CASING

Hem the ends of the ribbon by folding them twice 1 cm towards the wrong side. Stitch on the right side 9 mm from the edge. Thread the ribbon through the casing all the way around.

*Your toy bag is now ready: all that's left is to fill it with gifts and place it under the tree to make children's eyes light up on Christmas morning.*







INTERVIEW

ON Jewels

# Light at the Fingertips

Olga transforms the invisible into tangible forms, the sacred into pieces to wear or display. Through ON Jewels, she creates jewelry and decorative objects that blend myths, ex-votos, family heritage, and gratitude for everyday life. Her world, imbued with mystery and light, tells of faith in the gesture, the power of symbolism, and the magic of making with one's hands. A meeting with an artist for whom art is both a mission and a legacy.



**Olga, your world seems steeped in mystery, light, and gratitude. You transform sacred symbols and intimate emotions into jewelry and decorative objects of rare sensitivity. How did this journey begin?**

Olga: ON Jewels was born on a return flight from Mexico, high above the Atlantic Ocean. During the trip, I was inspired by the typical Mexican symbols and local craftsmanship, and I decided to give life to an idea I had carried within me for years: to create a brand for my creations and share them with the world. ON Jewels is a universe that speaks of gratitude, because creativity is a gift; it is steeped in mystery, because I don't fully understand the act of creation — I find it divine; and it is inherently light, because creating something from scratch brings light into my life and gives it deep meaning. It is almost a mission: to spread art.



*Joy  
Gratitude,  
Devotion.*



**Your family story is fascinating: one grandmother was a goldsmith, the other a painter... How did they shape your perspective on beauty and the creative process?**

Olga: I must say that since birth, I've been in close contact with both of my grandmothers. The creative gesture has always been part of my life: as a child, I would make necklaces and paint, often using the tools from my goldsmith grandmother or the less precious stones from the family workshop, as well as the colors, canvases, and brushes of my painter grandmother. Both of them have a unique style, which helped sharpen my eye for beauty and the extraordinary in everyday things.





**Ex-votos hold a unique place in your universe. What moves you about these offerings, so full of meaning and gratitude?**

Olga: I've always been drawn to this symbol, but when I discovered its meaning, I was truly enchanted. They are literally offerings made in gratitude for a promise kept, a blessing received. In Mexico, I was struck by how each one is different: every piece represents a personal request, a unique story. I decided that each of my creations would be made to honor the small daily blessings. So many things in our days seem taken for granted, when we should simply say thank you. That's what I keep in mind when I create.

**What is your relationship with the sacred, with faith, or with that everyday magic that is reflected in your creations?**

Olga: I love the sacred. As a child, I was fascinated by churches, and I still am. In southern Italy, there are so many magnificent churches... I love visiting them and drawing inspiration from them. I try to put all the faith I have into my creations: I want them to be tangible symbols of faith.

**How does an ON Jewels creation come to life — from a sketch, an intuition, or a dream?**

Olga: The unique thing is that I don't have a standard creative process — it's always different. I don't always make a preliminary sketch, and if I do, I often change it along the way.



## INTERVIEW



**Which materials do you enjoy working with, and how important is the hand — the gesture, the touch, the imperfection — in your creations?**

Olga: I love acrylic colors for their texture, clay because from nothing, by shaping it, you create; I love beads, and above all, I enjoy being able to recycle and transform things into art. Among these tangible materials, what matters most is the thought guiding the hands and creating a sacred ritual. That's why I believe in touch: it transforms the material, and imperfection is proof of human creation — our signature.

**Your works seem to vibrate with light. Which colors tend to appear most often in your universe?**

Olga: I love pink: it is born from red —fire, passion—and white, which evokes peace, tranquility, and purity. I love this union. I wish everything were pink; the other colors are merely a complement.

**What inspires you?**

Olga: I draw my inspiration from the place where I live. My city, Reggio Calabria, overlooks the Strait of Messina. It is the cradle of Magna Graecia, a place steeped in history, myths, and legends. My family's goldsmith workshop is also a constant source of stimulation. I take a lot of energy from everything around me and try to transform it. And certainly, what inspires me most is traveling: after every journey, I feel creatively different.

***"I would like my creations to be symbols of comfort and hope."***





IN FOCUS

STOVES &  
FIREPLACES

WHEN FLAMES TURN  
INTO **DECOR**

ATTIKA  
*Pilar Model*





**SPARTHERM**  
*Premium Tunnel 87X50 Model*

SINCE THE DAWN OF TIME, THE FLAME HAS BROUGHT PEOPLE TOGETHER, WARMED THEM, AND GIVEN LIGHT. IT HAS CROSSED THE AGES WITHOUT LOSING ITS POWER OF ATTRACTION AND NATURALLY FINDS ITS PLACE AT THE HEART OF OUR INTERIORS, WHETHER THEY ARE MINIMALIST AND CONTEMPORARY OR RICH IN HISTORY. TODAY, STOVES AND FIREPLACES ARE BEING REINVENTED THROUGH A WIDE VARIETY OF LINES, FINISHES, AND MATERIALS, ALLOWING EVERYONE TO PROJECT THEIR OWN VISION OF COMFORT. A GENTLE INVITATION TO WELCOME WINTER, CARRIED BY THE CHARM OF A CRACKLING FIRE.

At the heart of the home, fire is no longer just a source of warmth: it becomes a central element of the décor. Stoves, fireplaces, open or closed inserts... the possibilities multiply, turning a hearth into a true aesthetic signature. Each configuration tells its own story: the open fireplace offers the raw charm of freely dancing flames, while the closed insert focuses on performance, comfort, and energy efficiency—ideal for everyday use.



**LE FEU FIRES**  
*Steel Bas White Model*



## IN FOCUS

Design, meanwhile, breaks free from convention. Stoves can be compact, minimalist, and Scandinavian in spirit, or majestic, sculptural, almost architectural. Fireplaces are dressed in raw stone, polished concrete, matte black metal, or glossy ceramic. Proportions are played with—slender or imposing—depending on the desired effect: a tall column at the center of the living room to define the space, an extra-wide horizontal insert for a contemporary feel, or a traditional cast-iron stove for gentle, enveloping warmth.

The illustration of these various creations reveals the flame at its most beautiful: its ability to create an atmosphere, a story, a refuge. Whatever the style—rustic, modern, minimalist, or graphic—the hearth becomes the focal point, naturally drawing the eye. For fire attracts, reassures, and brings people together. And within the home, it remains one of the most captivating elements for combining design, comfort, and emotion.

### DOVRE

#### *Insert 2020I Model*

A sleek, timelessly designed insert that combines performance, authentic warmth, and Scandinavian elegance to enhance the living space.





CLEAN LINES  
FOR A **LIVING FIRE**



DIXNEUF FIRES  
*Porquerolles Wall Guard*

MAISON COSY. 57



## IN FOCUS

### MODERN FLAMES *Orion Electric Fireplace*

A contemporary fireplace with clean lines, providing a warm atmosphere and realistic flame effects, without any installation constraints.



**OLIGER**  
*Stove Paula*



**VAUNI**  
*Cupola Ethanol Fireplace*



# FIRE AS A LINE OF STYLE

## INVICTA *Ovatio Model*

A stove with a strong character, combining elegant lines and French craftsmanship for efficient warmth at the heart of the home.



## IN FOCUS



### **JOTUL** *F3 Model*

With its discreet and elegant design, this horizontal-firebox stove blends seamlessly into a variety of interior styles. Its glass panel offers an excellent view of the log flames.

### **LORFLAM** *Solstral 4 Model*



### **ADURO** *B2 Bioethanol Stove*



## IN FOCUS

### FOCUS

#### *Girofocus Model*

This suspended fireplace model, featuring a glass-enclosed firebox, combines ease of use with high efficiency. Its iconic design, circular shape that surrounds the flame, and rotating orientation allowing a 360° view showcase a true technical and design achievement.

## DESIGN THROUGH FIRE







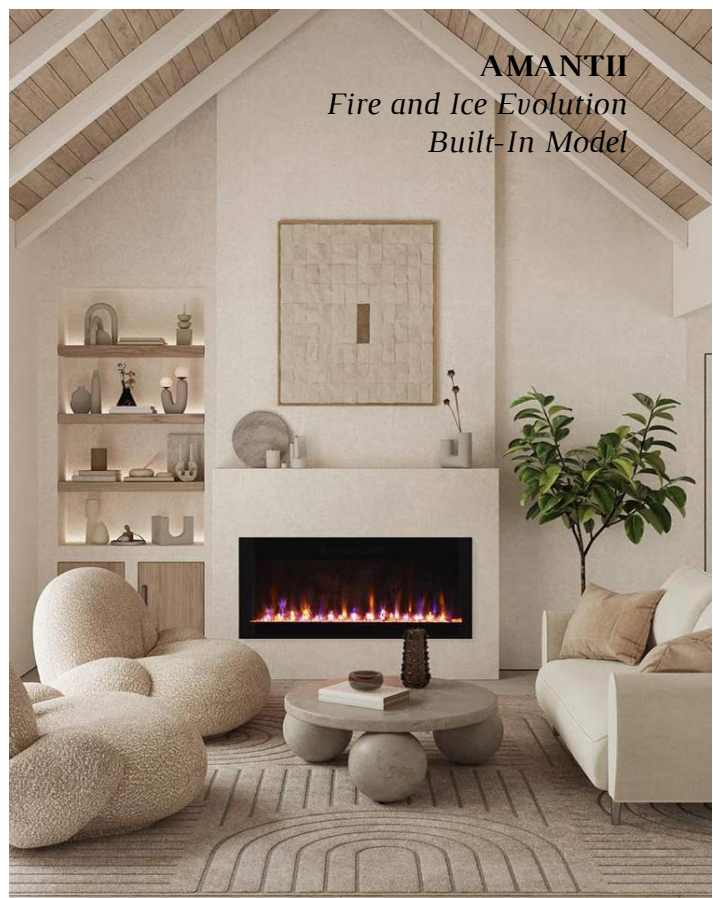
**TURBO FONTE**  
*oséphine Model*

Both functional and decorative, this open steel fireplace combines design and technology.



**XARALYN**  
*Shigo Model*

Shaped like a natural stone sculpture, the Shigo bioethanol fireplace becomes the centerpiece, with its robust, authentic texture hand-carved.



**AMANTII**  
*Fire and Ice Evolution*  
*Built-In Model*



IN FOCUS

# SHAPES AND FIRE IN DIALOGUE



VALCOURT  
*FP7CB Antoinette Model*



## A Luminous Christmas *in New Hampshire*

In the heart of New Hampshire, Amanda reveals a luminous and delicate Christmas, where a passion for décor, family warmth, and winter poetry come together with elegance.

*Rosie Rose Chic*



*B*ehind the doors of her Victorian home in New Hampshire, Amanda has always nurtured an instinctive passion for décor. Even as a child, she would reinvent her room almost every month, moving furniture with a determination that hinted at her keen sense of staging. Without any formal training in interior design, she now creates spaces that reflect her personality, guided by emotion, intuition, and the joy of seeing her ideas come to life. For her, decorating is far more than a hobby: it is a way of life.

In 2013, Amanda and her husband Sean left Massachusetts in search of the perfect home to raise their family and their two children, Christian and Mia. They fell in love with a Victorian-style house, built in 1998, nestled in New Hampshire. From the very first visit, it was clear this was the one. Since then, their family has grown to include Lily, their golden retriever, Molly the cat, and a lively backyard flock of 21 hens, all of whom have names.





## FEATURE



In the dining room, bathed in generous morning light, Amanda favors warm white tones to enhance the sense of welcome. The table is adorned with cascading greenery and roses, while plates with winter motifs evoke a cozy, cocooning feeling. A charming gift-wrapping corner completes the space, adding a practical yet decidedly festive touch. The arrangements remain intentionally simple: white houses and small bottle brush trees create a décor that is both minimal and poetic.



**« The most beautiful memories  
are born in the places  
we love. »**







The living room is one of the homeowner's favorite spaces. She relaxes there with a cup of tea or listens to her son play the piano. For the holidays, Amanda envisioned a décor that brings a smile to her face: a soft color palette highlighted with delicate touches of pink, a bowl of Christmas ornaments, and a wreath adorning the coffee table with subtle elegance. The decorative fireplace, the true centerpiece of the room, exudes a romantic, cozy atmosphere, enhanced by the reflections of the chandelier and the Christmas tree.



FEATURE





## REPORTAGE



Upstairs, her daughter's bedroom is transformed into a charming Christmas village. Amanda blends white, blue, and pink to create a tender, magical atmosphere. A wreath hung above the antique bed, adorned with long lace ribbons, adds an airy touch, while a snowflake cushion enhances the cozy, wintry spirit.







« The magic of Christmas *lies in the details.* »

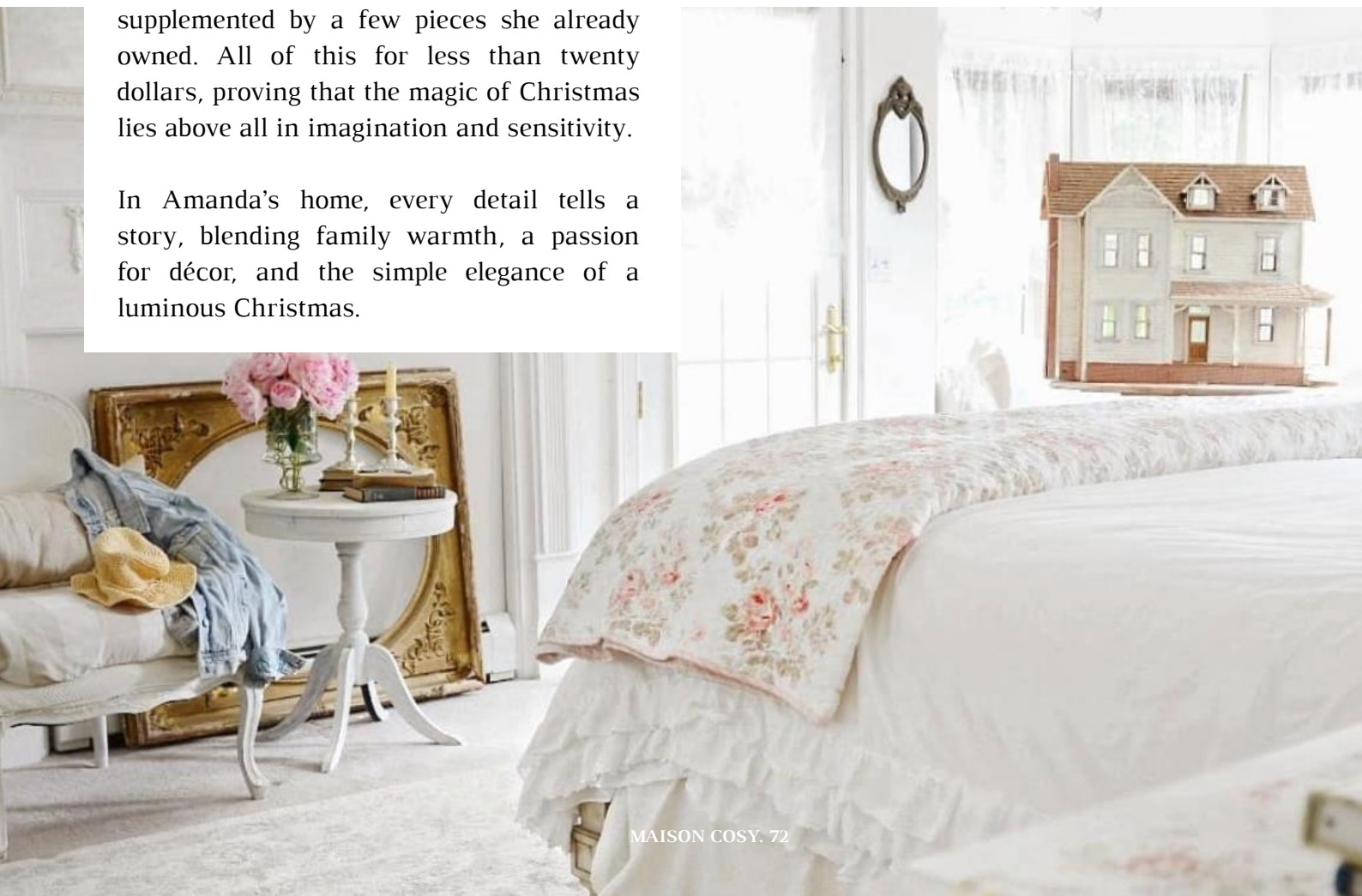


## FEATURE

The tour concludes in the master bedroom, designed as a true winter retreat. The homeowner had long dreamed of a white Christmas tree, and she finally realized this wish, enchanted by its light and airy presence. The vanity, rich with emotion, tells an intimate story: a wedding gift from her husband, a makeup mirror that belonged to her grandmother, and vintage accessories found at flea markets. A subtle Christmas décor enhances the space with gentle plays of reflection.

Finally, a circular sitting area hosts a magical Christmas Day brunch table. True to her creative and approachable spirit, Amanda arranged this setting primarily with items found at Savers—small illuminated houses and a church, green-edged plates, cloth napkins, and ribbons—supplemented by a few pieces she already owned. All of this for less than twenty dollars, proving that the magic of Christmas lies above all in imagination and sensitivity.

In Amanda's home, every detail tells a story, blending family warmth, a passion for décor, and the simple elegance of a luminous Christmas.









# MARIUS FABRE

Savonnier depuis 1900

Offrez un Noël  
*en Provence*



125 ans de savoir-faire



HERITAGE



# Christmas in Provence

**Flavors, Decor, and Traditions**





Provence celebrates its Christmas traditions with great fervor. The Nativity holds special significance in this region of France and is celebrated with the joy of a thousand symbols. During Advent, the four weeks leading up to Christmas, the people of Provence prepare for the festivities. Each family decorates their home, sets up the nativity scene, and attends to the final preparations for the famous thirteen desserts.



### The Scents of Christmas

Christmas in Provence is recognized as much by the nose as by the eye. Homes fill the air with characteristic scents: thyme, rosemary, pine, oranges studded with cloves, and sometimes cinnamon. These aromas, far from being mere embellishments, are an integral part of the décor. They create a warm, authentic, and sensory atmosphere. Hanging bouquets, ceramic fragrance burners, lavender sachets tucked between cushions... everything contributes to enveloping interiors in a Southern festive scent. Altogether, they form a unique olfactory signature, fresh, woody, and subtly sweet.

### The Typical Colors and Materials of a Provençal Christmas

Provençal Christmas is distinguished by its warm, natural palette. Deep ochres and reds harmonize with olive greens, aged golds, and occasionally a touch of lavender blue. As for materials, everything exudes authenticity: terracotta, raw wood, glazed ceramics, linen, and aged iron. These textures create an atmosphere that is both rustic and refined, perfect for lovers of natural décor. In a modern home, just a few carefully chosen touches—a handcrafted pot, a washed linen tablecloth, or elements of driftwood—can evoke the Provençal aesthetic without overwhelming the space.





## HERITAGE

### SOULEIADO

#### The Textile Soul of Provence

Founded in the 17th century, the Souleiado house is the emblem of traditional Provençal fabric. Its creations, blending colorful patterns with timeless elegance, adorn household linens, tablecloths, cushions, and accessories. A true symbol of the Provençal art of living, Souleiado preserves a unique artisanal craft, combining authenticity, color, and modernity while staying true to its regional roots.







### **The Olive Branch Wreath**

The olive Christmas wreath charms with its simple, authentic beauty. Handwoven, its silvery leaves release a delicate fragrance and evoke peace, longevity, and the gentle spirit of Provence. Hung on a door or placed on a table, it creates a warm and timeless atmosphere—more than just décor, it is a true invitation to hospitality and serenity.



### **Southern-Style Table Décor**

The Christmas table in Provence is inseparable from the traditional gros souper, a symbolic meal served before midnight Mass. Its décor emphasizes elegant simplicity, where nothing is left to chance. Sainte-Barbe wheat, sprouted since December 4th, takes pride of place as a symbol of abundance. The popular saying accompanies it: “Quand lou blad vèn bèn, tout vèn bèn!” — When the wheat thrives, all is well! Well-sprouted wheat promises prosperity for the year ahead.

It is complemented by slender candlesticks, sprigs of rosemary or olive tucked between the plates, and glazed ceramics typical of southern France. Natural linen tablecloths and artisanal dishware add a contemporary touch. The colors remain soft: off-white, olive green, and subtle gold. Small lavender sachets or fragrant sprigs are often used as charming place markers.

### **A Citrus-Infused Christmas**

Dried orange garlands add a natural, warm touch to Christmas décor. Their amber tones catch the light and release a delicate fragrance, evoking old traditions and the fruits of the sun. Combined with natural elements, they create an authentic, simple, and welcoming atmosphere, full of the charm of Christmases past.






# PATRIMOINE

## Christmas Shaped by Artisans

At the heart of Provençal Christmas are the hands of artisans. Figurine makers, potters, ceramists, glassblowers, and creators of candles or textiles craft meaningful objects in every village, carrying tradition and memory. Heirs to skills passed down through generations, they bring to life nativity scenes, ceramics, votive lights, tablecloths, and unique décor. Each authentic, enduring piece tells a story and breathes the true spirit of Christmas in Provence into the home.



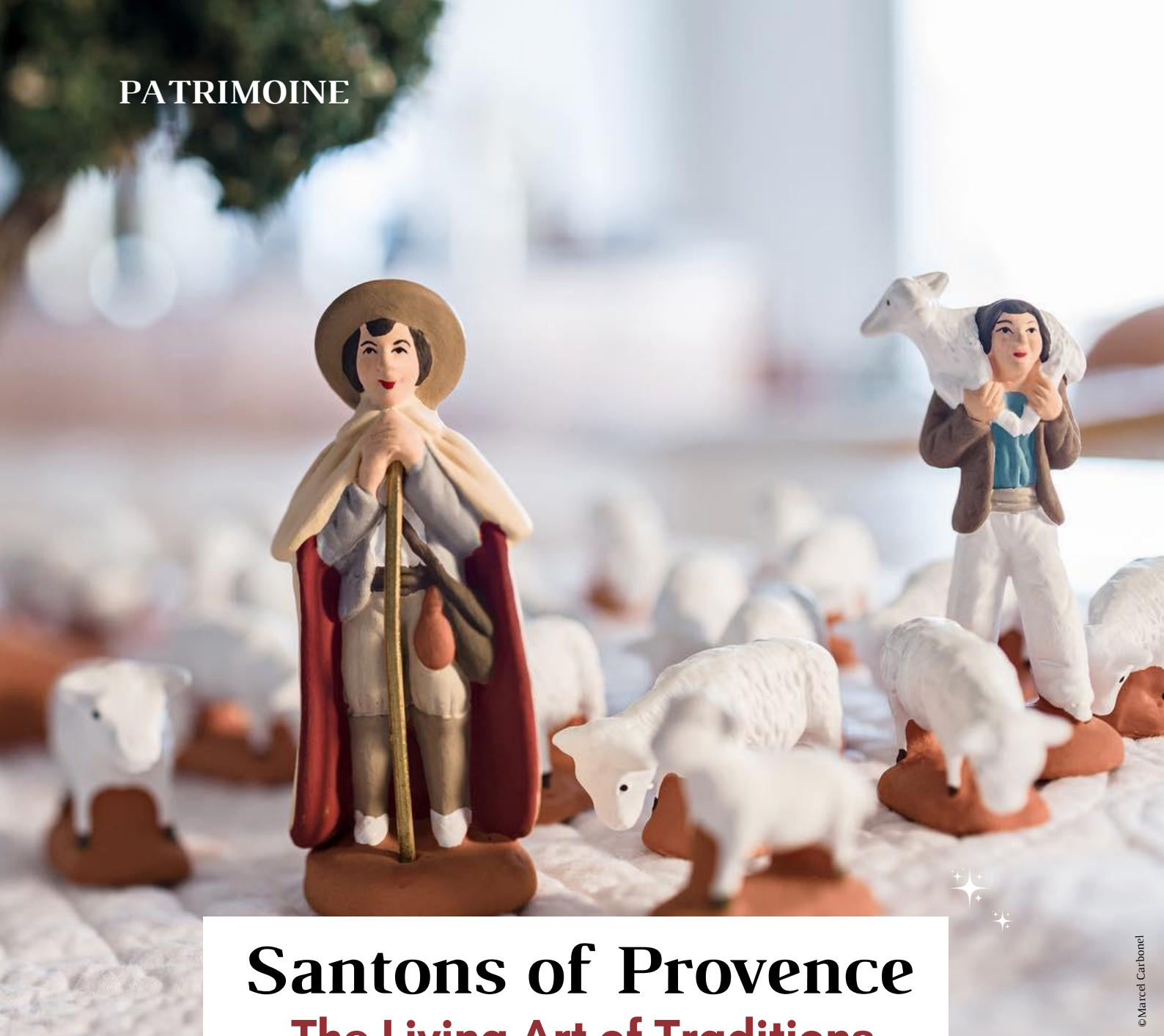
## The Provençal Nativity and Santons: An Emblematic Decorative Art

Born during the French Revolution, when churches were closed and nativity scenes were banned, santons—from the Provençal santoun, meaning “little saint”—emerged as a way to recreate the Nativity at home. The people of Provence began crafting small clay figurines representing not only biblical characters but also village folk: the miller, the fisherman, the baker, the tambourine player... These miniature scenes depicted daily life as much as sacred history.

Over the centuries, this popular art became a true craft passed down through generations, making santons a strong symbol of Provençal identity and an essential part of Christmas décor in the region. A Provençal Christmas would be unimaginable without the nativity scene. This miniature tableau is much more than a religious element: it is a decorative universe where traditional trades, charming characters, and Provençal landscapes come together.

Handcrafted from clay, santons are genuine works of art. Their charm lies in the painted details: a basket of lavender, a piece of checked fabric, a straw hat... Each santonnier adds a personal touch, making each piece a collectible item and a legacy to be passed down.





# Santons of Provence

## The Living Art of Traditions

The tradition of Provençal santons dates back to the early 19th century, but among the workshops still active today, Ateliers Marcel Carbonel is one of the oldest and most emblematic houses producing handcrafted Provençal santons. Founded in Marseille in 1935, this family business has been creating clay santons for over four generations, maintaining an exceptional collection and traditional craftsmanship still practiced on-site. Another historic workshop is Maison Fouque, founded in 1934 in Aix-en-Provence, also renowned for its handmade santons and long-standing family tradition. A glimpse into these two timeless and exceptional houses.



# LES ATELIERS MARCEL CARBONEL

Founded in Marseille in 1935, Maison Marcel Carbonel is one of the oldest workshops still active in the creation of Provençal santons. For nearly 90 years, the Ateliers Carbonel have preserved traditional Marseille craftsmanship, hand-shaping and painting santons and nativity accessories, keeping the living traditions of Provence alive.

Located in the Saint-Victor district at 47 Rue Neuve Sainte-Catherine, the workshops remain faithful to ancestral techniques: from molding to firing and decorating, each step is carried out on-site by artisans trained within the house itself.

## THE GUARDIANS OF THE PROVENÇAL SANTON TRADITION

From Marseille to your nativity scene, Ateliers Marcel Carbonel have been bringing the spirit of Provence to life since 1935. Handcrafted and hand-painted santons, a legacy of a unique artisanal tradition.





## HERITAGE

# BEHIND THE SCENES OF THE WORKSHOPS

Stepping through the doors of Ateliers Marcel Carbonel is entering a world where the ancestral gestures of santon makers are passionately preserved. From molding to firing, including the preparation of pigments and the delicate hand-painting, each step is carried out in the historic workshop—a true emblem of the house and of Provençal santon artistry. The workshops open to visitors from Monday to Thursday, by appointment only, offering a privileged immersion into this unique craft.





In 2007, Maison Marcel Carbonel was awarded the Entreprise du Patrimoine Vivant label, an official distinction recognizing excellence in French artisanal craftsmanship.







HERITAGE

# LA MAISON FOUQUE


For four generations, Maison Fouque has embodied one of the finest traditions of Provençal santon artistry, passionately preserving the craft of working with clay, passed down from workshop to workshop, from parent to child.

Each Fouque santon is entirely handcrafted in clay and made in Provence, honoring the artisanal techniques that have built the house's reputation. Today, Emmanuel Fouque, creator and sculptor, designs and shapes the new creations, continuing the pursuit of excellence that has defined the brand since its inception. Renowned for the quality of its craftsmanship, the workshop has been awarded the Entreprise du Patrimoine Vivant (EPV) label—a well-deserved recognition for a house where every santon is far more than a figurine: it is a living piece of Provençal heritage.

## WHEN PROVENCE TAKES CENTER STAGE

Nativity santons, true symbols of Provençal tradition, hold a special place in French homes, especially during the holiday season. These small clay figurines, depicting the Nativity and traditional trades, are often much more than mere decorations. They reflect a cultural and family heritage, passed down from generation to generation.






Each Fouque santon, entirely handcrafted, carries within it 90 years of family expertise, preserving the spirit and traditions of Provence.






HERITAGE



# The 13 Desserts

## The Provençal Christmas Culinary Ritual

The 13 desserts, or “Li trege dessèr” in Provençal, represent one of the most delicious traditions of Aix-en-Provence Christmases. According to custom, each guest must taste a bit of every sweet to ensure happiness and prosperity throughout the year. This indulgent ritual—a procession of thirteen sweet dishes, symbolizing Christ and his twelve apostles—concludes the festive meal as a generous and authentically Provençal tableau.





**D** Olive oil cake, dried fruits, white and black nougats, figs, dates, calissons, candied fruits... Each dish brings its own color, texture, and story. In décor, the presentation plays a key role: wooden trays, faience bowls, shelves, and artisanal glassware. Together, they create a winter buffet that is as visually appealing as it is delicious. The 13 desserts thus become a visual ritual: an edible tableau embodying Provençal generosity.

Depending on the village and the family, some desserts may vary: some include clementines, fresh figs, white or black nougat, or homemade fruit pastes. The exact selection can differ, but the most classic items are:



### The Mendiants

Dried Fruits Representing the Religious Orders

**Dried Figs** (Franciscans)

**Almonds** (Carmelites)

**Walnuts or Hazelnuts** (Augustinians)

**Raisins** (Dominicans)



### Others Sweets

**Dates** (often symbolizing the Eastern lands from which Christ originated)



**Quince Paste** (or other candied fruits, depending on the family) ou d'autres fruits confits, selon les familles).

### Fresh Fruits

**Apples**

**Pears**

**Oranges, Mandarins, or Watermelon** (depending on availability and family tradition)





# HERITAGE



*Calissons*



*Nougats*

## Confections

**White Nougat** (with almonds or pistachios)

**Black Nougat** (with honey and almonds)

**Calissons from Aix**

## Did You Know?

The origin of the calisson dates back to the 15th century : it is said to have been created for the wedding of King René in Aix-en-Provence. A sweet treat that has stood the test of time!



*Pompe à Huile*

## Pastry / Brioche

**Pompe à l'huile** (or Provençal fougasse, a brioche made with olive oil and orange blossom)

## Did You Know?

In Provence, the Pompe à l'huile is a brioche flavored with olive oil and orange blossom. Soft, golden, and lightly sweet, it is traditionally eaten by tearing it with your fingers—never with a knife—to avoid “scaring away fortune.”



# TRUE / FALSE

## Everything You Need to Know About Calissons

1. Calissons contain melon.

**True.** The traditional calisson from Aix is made with candied melon, almonds, and sugar. Melon is even one of its signature ingredients.

2. All calissons are made in Aix-en-Provence.

**False.** Although Aix-en-Provence is the historical capital, calissons are now also made elsewhere in Provence.

3 Calissons are always coated with royal icing.


**True.** The white icing and the wafer on the underside of the calisson are characteristic of the traditional recipe.

4. Calissons contain candied orange.

**False.** The traditional recipe does not include it, although some artisans add a small amount for flavoring.

5. The calisson has a standardized shape.

**True.** Its elongated oval shape, known as “navette,” is one of its unmistakable distinguishing features.





## ✧ A BOX THAT CELEBRATES PROVENCE

An exceptional gift box by **Léonard Parli**, celebrating the richness of the 13 Provençal desserts. Calissons, nougats, mendiants, navettes, and candied fruits create this indulgent assortment, faithful to the traditions of Aix-en-Provence. Accompanied by a Fouque santon, delicately handcrafted and hand-painted, this box embodies the authenticity and artisanal craftsmanship of Provençal Christmas.





HERITAGE



# La Maison Roy René

## A Century of Provençal Sweets

In Aix-en-Provence, Confiserie du Roy René has been one of the region's culinary gems since its founding in 1920 by artisan Ernest Guillet. Here comes to life one of Provence's most iconic treats: the calisson of Aix, a sweet jewel made from a centuries-old recipe combining finely ground almonds, candied Provençal melon, and orange peel, all placed on a thin wafer and covered with delicate royal icing.



Over the generations, Maison Roy René has successfully combined tradition and modernity. Today, it accounts for nearly 70% of Aix calisson production and welcomes visitors and food lovers to its factory, located amidst an almond grove.

A local anecdote recalls that this sweet is said to have originated in the 15th century for the wedding of King René, whose confectioner supposedly served these little “hugs” to the new queen, hence the Provençal name “di calin soun” — literally “these are hugs”.

In addition to classic calissons, the house also offers creative variations and exceptional collections that continue to delight the taste buds. A visit to the Calisson Museum allows visitors to explore the fascinating history and the secrets behind the making of this confection, which has become a symbol of Provençal heritage.



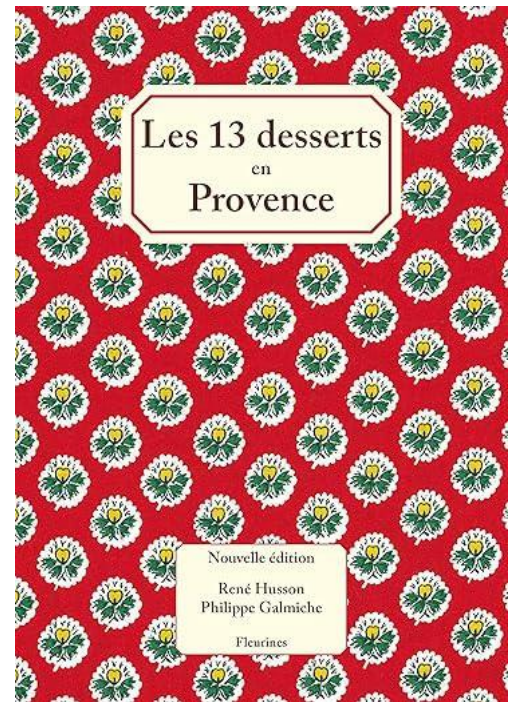


## SHOPPING - Provence

### RECIPES AND TRADITIONS OF PROVENCE

BROCHÉ ÉDITIONS  
& ÉDITIONS FLEURINES

A culinary journey through Provence: over 100 traditional dessert recipes, from calissons to fougasse, carefully illustrated and accompanied by a Provençal address guide. A beautiful book that brings the flavors and memories of Christmas to life.



### CALISSON SCENTED CANDLE

LE CHATELARD 1802

Bring a touch of Provence into your home with this signature calisson-scented candle: candied melon, roasted almonds, and orange blossom combine for a sweet, delightful aroma. Perfect for burning indoors or outdoors, it creates a cozy, indulgent moment.

### A TASTE OF CHILDHOOD AND PROVENCE


X MARIAGE FRÈRES

To relive those warm, evocative scents, nothing beats the taste of childhood: discover here a playful and indulgent creation of red rooibos infused with the scent of calisson, lovingly packaged in a royal blue box with silver highlights.

### THE 13 DESSERTS OF PROVENCE GIFT BOX

X BRÉMOND FILS

Every region has its own Christmas traditions. In Provence, it is customary to offer sweets to guests. Thirteen are presented, and each guest is meant to taste them to ensure good fortune for the year. A delicate and indulgent gesture to celebrate Christmas the Provençal way!







## THE GOURMET MUSTACHE

X CHOCOLATERIE DE PUYRICARD

Beneath its iconic mustache design, this chocolate bar combines the creaminess of milk chocolate with the intensity of cocoa nibs and the golden crunch of caramelized hazelnuts.



## LA POMPE À HUILE

X CASTELLANE

For the holiday season, indulge in the traditional Pompe à l'huile. Soft and full of flavor, it will beautifully enhance your Christmas table.



## PROVENÇAL SCARF

X LES COLORADES

This red Provençal scarf, adorned with delicate lavender motifs, is a timeless accessory and a gift always appreciated. Lightweight and elegant, it adds an authentic touch of the South to any outfit.

MAISON COSY. 93

## CRYSTAL CANDIED ORANGE STRIPS

X MAISON AUER

These candied orange peels, delicately sprinkled with sugar, will delight both young and old. Available in sugar-coated, chocolate-covered, and lemon-flavored versions, they come in two sizes—perfect for sharing or gifting.



## THE MOST AWARDED OLIVE OIL IN FRANCE!

X CHÂTEAU VIRANT

The most awarded olive oil in France: produced by Domaine Château Virant, AOP Aix-en-Provence, it captivates with fresh notes of greenery, green apple, and almond, and a smooth, velvety texture. It has earned numerous gold medals for over 25 years.





## NEWS - Food



### THE MAGIC OF PASTRY X CÉDRIC GROLET

Each year, Cédric Grolet brings the holidays to life with creations as elegant as they are indulgent. For 2025, the pastry chef unveils new yule logs, delicate in both flavor and texture, blending childhood nostalgia, enchantment, and the excellence of his craft. A highly anticipated event celebrated by connoisseurs and high-pastry enthusiasts alike.

### AFTER EIGHT A REFINED DELIGHT

For the holidays, indulge in an After Eight, combining intense dark chocolate with its creamy mint center.



### A MOMENT OF EMOTIONS

X DANIEL STOFFER

A festive milk chocolate treat, studded with almonds, pistachios, hazelnuts, and cranberries. Combining melt-in-your-mouth, crunchy, and fruity notes, this chocolate ball brings together all the comforting flavors of the holiday season.



### PALAIS ROYAL

X JEAN-PAUL HÉVIN CHOCOLATIER

For the holiday season, Maison Jean-Paul Hévin presents its Christmas yule log. The "Palais Royal" captivates at first glance with its elegant appearance and indulgent promise: a smooth pistachio gianduja, a soft dark chocolate and almond sponge subtly infused with vanilla, and a Grand Cru Peru mousse that melts delicately in the mouth. An unforgettable festive experience.





RECIPES



# Special Christmas Menu

From starter to dessert: 6 recipes to create a festive menu to share with family or friends.





## AVOCADO, MANGO, AND ✦ SHRIMP TARTARE ✦

### Ingredients:

- 24 shrimp
- 1 small mango
- 2 avocados
- ½ bunch of cilantro
- 1 lime
- Salt and pepper

### Preparation :

1. Peel the shrimp. Dice half of them into small pieces, keeping the rest whole for garnish. Peel and remove the pits from the mango and avocados. Cut the flesh of the mango and avocados into small cubes. Finely chop the cilantro. Squeeze the juice of the lime.

2. In a mixing bowl, combine the diced shrimp, avocado, mango, cilantro, and lime juice. Season with salt and pepper and mix well

3. Serve in small glasses and garnish each with a whole peeled shrimp.



## Oyster Tartare with Anise ✦ and Pickled Radishes ✦

### Ingredients :

- 16 oysters
- 1 tbsp anise seeds
- A few sprigs of chervil
- Pepper

### For the pickled radishes :

- 12 pink radishes
- 6 cl white balsamic vinegar
- 40 g sugar

### Preparation :

1. The day before, cut the radishes into small cubes. Bring the vinegar and sugar to a boil for 5 minutes, then let it cool. Add the radishes and refrigerate for at least one night until ready to serve.

2. On the day of serving, shuck the oysters and discard the first liquid. Detach the oysters from their shells and cut them into small cubes.

3. Place the oyster tartare back into the shells. Add 1 tsp of pickled radishes with a little of the pickling juice to each oyster. Sprinkle with anise seeds and chervil sprigs. Season with pepper.



6

Serves

30 min

Preparation  
time

3 heures

of cooking

## ❖ BAECKEOFFE ❖

### Ingredients :

- 400 g pork shoulder
- 400 g beef chuck
- 400 g lamb shoulder
- 75 cl dry white wine (Riesling)
- 2 leeks
- 4 carrots
- 1 onion
- 1 bay leaf
- 2 juniper berries
- 2 cloves
- 2 kg potatoes
- 100 g flour + water
- Salt and pepper

**Note :** This dish is often served for Christmas Eve dinner, as it can be prepared the day before and cooks slowly in the oven. It is therefore very convenient to make when hosting guests.

### Preparation :

1. The day before, cut the meat into large cubes. Marinate it in the white wine with the sliced white parts of the leeks, and the peeled carrots and onion cut into rounds. Add the bay leaf, juniper berries, and cloves, and season with salt and pepper. Cover with cling film and let rest in the refrigerator for 24 hours.
2. On the day of cooking, peel the potatoes and cut them into fairly thin slices.
3. Fill a terrine by alternating layers: start with a layer of potatoes. Season with salt and pepper, then add the drained meat and vegetables. Finish with a final layer of potatoes.
4. Adjust the seasoning. Pour the marinade wine through a fine sieve. Close the lid.
5. Preheat the oven to 140 °C (280 °F / Gas mark 4-5).
6. In a small bowl, mix the flour with a little water until you obtain an elastic dough. Place this dough around the terrine lid to form a seal, preventing steam from escaping.
7. Bake the baeckeffe in the oven for 3 hours. Serve immediately.

Fait maison Hors série - recettes de Noël : Maison Hachette Cuisine  
Baeckeffe : Eva Harlé pour la recette - photo : Frédéric Lucarno





6-8  
serves

25 min  
preparation  
time

## FROZEN NOUGAT WITH ❄️ DRIED FRUITS ❄️

### Ingredients :

- 75 g pistachios
- 150 g almonds
- 100 g honey
- 3 eggs
- 120 g sugar
- 40 cl very cold heavy cream

### Preparation :

1. Toast the nuts in a dry pan for 1 minute, stirring constantly. Roughly chop them with a knife.
2. Heat the honey.
3. Separate the egg whites from the yolks. Whip the egg whites until stiff, then gradually pour in the hot honey in a thin stream while continuing to whisk.
4. Whisk the egg yolks with the sugar, then fold in the meringued egg whites.
5. Whip the heavy cream into soft peaks, then gently fold it into the mixture. Add the chopped nuts and mix carefully.
6. Pour the mixture into a loaf pan lined with cling film and freeze for 8 to 12 hours. Then unmold the nougat onto a serving platter and serve.



12  
mini  
pretzels

60 min  
preparation  
time

## MINI CHRISTMAS ❄️ PRETZELS ❄️

### Ingredients :

- 250 g flour
- 150 ml lukewarm water
- 1 tsp dry yeast
- 1 tsp sugar
- 1 tsp salt
- 20 g melted butter
- Coarse salt or fleur de sel

### For the boiling step :

- 1 L water
- 1 tbsp baking soda

### For the finishing touch :

- 150 g dark chocolate
- Sesame seeds, crushed pistachios, and grated coconut

### Preparation :

1. In a mixing bowl, combine the water, sugar, and yeast. Let rest for 10 minutes. Add the flour, salt, and melted butter. Knead for 5 minutes and let the dough rise for 1 hour. Shape the dough into small logs, then form the mini pretzels.
2. For the boiling step, bring the water and baking soda to a simmer. Immerse each pretzel for 30 seconds, then remove and drain.
4. Place the pretzels on a baking sheet. Sprinkle with a little salt and bake for 15 minutes at 200°C (392°F).
5. Melt the chocolate and dip each pretzel into it. Then roll in sesame seeds, crushed pistachios, or grated coconut, and let set before enjoying.





## ✦ LINZER TORTE ✦

### Ingredients :

- 150 g whole almond powder
- 200 g flour
- 110 g brown sugar
- 1 tsp cinnamon
- 1 tsp gingerbread spice mix
- Zest of 1 lime
- 50 g dark chocolate
- 1 egg
- 150 g salted butter
- 300 g homemade raspberry jam

### Preparation :

1. Toast the almond powder for a few minutes in a pan, then mix it with the flour. Add the sugar, cinnamon, gingerbread spice mix, lime zest, and coarsely grated dark chocolate (do not melt). Combine everything in a stand mixer fitted with the paddle attachment, then add the egg and the butter in pieces, mixing until the dough forms a smooth ball. Wrap the dough in cling film and refrigerate for 1 hour.
2. Preheat the oven to 180°C (356°F / Gas mark 6).
3. Roll out two-thirds of the dough on a large sheet of parchment paper, then transfer it into a tart pan. Prick the dough with a fork, then spread the jam evenly over the base.
4. Roll out the remaining dough on a floured surface and cut into strips using a fluted pastry wheel. Arrange the strips in a lattice pattern over the jam and bake for 30 minutes.
5. Remove the tart from the oven and let it cool. Cut it into small portions and enjoy slowly for a moment of pure delight.



# ADDRESS BOOK

## NEWS

Baccarat [baccarat.fr](http://baccarat.fr)  
Beauvillé Créateur [beauville.com](http://beauville.com)  
By Chris K [chris-k.fr](http://chris-k.fr)  
Caroline De Benoist [carolinedebenoist.com](http://carolinedebenoist.com)  
Cavallini & Co [cavallini.com](http://cavallini.com)  
Diptyque [diptyqueparis.com](http://diptyqueparis.com)  
Edelman [edelman.eu](http://edelman.eu)  
Fragonard [fragonard.com](http://fragonard.com)  
Kazéhana & Tuillière  
[kazehanatuilliere.com](http://kazehanatuilliere.com)  
Lalile Création [lalilecreation.com](http://lalilecreation.com)  
Le Creuset [lecreuset.com](http://lecreuset.com)  
Lego [lego.com](http://lego.com)  
Marcello Jori [marcello-jori.it](http://marcello-jori.it)  
Oska [oska.com](http://oska.com)  
Ours Blanc Paris [oursblancparis.com](http://oursblancparis.com)  
Pineapple Style [pineapple-style.com](http://pineapple-style.com)  
Prada [prada.com](http://prada.com)  
Swarovski [swarovski.com](http://swarovski.com)  
The Ceramic Button [theceramicbutton.com](http://theceramicbutton.com)  
The Table Love [thetablelove.fr](http://thetablelove.fr)  
Volubilis [volubilis.fr](http://volubilis.fr)  
Wallify [wallify.fr](http://wallify.fr)  
Yves Saint Laurent [ysl.com](http://ysl.com)

## PROVENCE

Atelier Cassegrain [ateliercassegrain.com](http://ateliercassegrain.com)  
Brémond Fils [mb-1830.com](http://mb-1830.com)  
Biscuiterie Castellane [biscuiterie-castellane.com](http://biscuiterie-castellane.com)  
Chateau Virant [chateauvirant.com](http://chateauvirant.com)  
Chocolaterie de Puyricard [puyricard.fr](http://puyricard.fr)  
Confiserie du Roy René [calisson.com](http://calisson.com)  
Éditions Fleurines [editions-fleurines.fr](http://editions-fleurines.fr)  
Le Chatelard 1802 [le-chatelard-1802.com](http://le-chatelard-1802.com)  
Leonard Parli [leonard-parli.com](http://leonard-parli.com)  
Les Colorades [les-colorades.com](http://les-colorades.com)  
Maison Auer [maison-auer.com](http://maison-auer.com)  
At. Marcel Carbonel [marcelcarbonel.com](http://marcelcarbonel.com)  
Mariage Frères [mariagefreres.com](http://mariagefreres.com)  
Marius Fabre [marius-fabre.fr](http://marius-fabre.fr)  
Santons Fouque [santons-fouque.fr](http://santons-fouque.fr)  
Souleiado [souleiado.com](http://souleiado.com)

## FOOD / GASTRO

After Eight [nestle.fr](http://nestle.fr)  
Cédric Grolet [cedric-grolet.com](http://cedric-grolet.com)  
Champagne Jacquesson [champagne-jacquesson.com](http://champagne-jacquesson.com)  
Daniel Stoffer [danielstoffer.ch](http://danielstoffer.ch)  
Jean-Paul Hévin Chocolatier [jeanpaulhevin.com](http://jeanpaulhevin.com)  
Maison Hachette Cuisine [hachette-pratique.com/cuisine](http://hachette-pratique.com/cuisine)

## INSPIRATION

All The Luck in the World [alltheluckintheworld.nl](http://alltheluckintheworld.nl)  
Astier de Vilatte [astierdevillatte.com](http://astierdevillatte.com)  
Atmosfera [atmosfera.com](http://atmosfera.com)  
Bloomingville [bloomingville.com](http://bloomingville.com)  
Brocante Chic [brocante-chic.fr](http://brocante-chic.fr)  
Clayre & Eef [clayre-eef.com](http://clayre-eef.com)  
Diacasan [diacasan.com](http://diacasan.com)  
Dior [dior.com](http://dior.com)  
Celine [celine.com](http://celine.com)  
Eichholtz Ludovico [eichholtz.com](http://eichholtz.com)  
Eminza [eminza.com](http://eminza.com)  
Fabrique de Styles [fabriquedestyles.com](http://fabriquedestyles.com)  
Fanore [fanore.fr](http://fanore.fr)  
H&M [hm.com](http://hm.com)  
Histoires Singulières [histoiresingulieres.fr](http://histoiresingulieres.fr)  
Holyart [holyart.fr](http://holyart.fr)  
J-Line [j-line.be](http://j-line.be)  
Kriinner Lumix [kriinner.com](http://kriinner.com)  
La Redoute Intérieurs [laredoute.fr/interieurs](http://laredoute.fr/interieurs)  
La Rochère [larochere.com](http://larochere.com)  
Leroy Merlin [leroyermerlin.fr](http://leroyermerlin.fr)  
Madame Beaumont [madamebeaumont.com](http://madamebeaumont.com)  
Madura [madura.fr](http://madura.fr)  
Maison Berger Paris [maison-berger.fr](http://maison-berger.fr)  
Maisons du Monde [maisonsdumonde.com](http://maisonsdumonde.com)  
Mathilde M [mathilde-m.com](http://mathilde-m.com)  
Mondial Tissus [mondialtissus.fr](http://mondialtissus.fr)  
Neldra [neldra.com](http://neldra.com)  
Paris Prix [paris-prix.com](http://paris-prix.com)  
Pineapple Style [pineapple-style.com](http://pineapple-style.com)  
Prety Zoom [pretyzoom.fr](http://pretyzoom.fr)  
Roseline Doreye [roselinedoreye.com](http://roselinedoreye.com)  
Sia Collection [sia-homefashion.com](http://sia-homefashion.com)  
Skum [skum.com](http://skum.com)  
Sostrene Green [sostrenegrene.com](http://sostrenegrene.com)  
Wadiga [wadiga.com](http://wadiga.com)

## FEATURES

Adrienne Elizabeth  
[aehomestylelife.com](http://aehomestylelife.com)  
On Jewels  
[oennej.com](http://oennej.com)  
Rosie Rose Chic  
[rosierosechic.com](http://rosierosechic.com)

## IN FOCUS

Aduro [adurofire.com](http://adurofire.com)  
Amantii [amantii.com](http://amantii.com)  
Attika [attika.ch](http://attika.ch)  
Dixneuf Fires [dixneuf.com](http://dixneuf.com)  
Dovre [dovre.com](http://dovre.com)  
Focus [focus-creation.com](http://focus-creation.com)  
Invicta [invicta-group.fr](http://invicta-group.fr)  
Jotul [jotul.fr](http://jotul.fr)  
Le Feu Fires [lefeu.com](http://lefeu.com)  
Lorflam [lorflam.com](http://lorflam.com)  
Modern Flames [modernflames.com](http://modernflames.com)  
Oliger [oliger.com](http://oliger.com)  
Spartherm [spartherm.com](http://spartherm.com)  
Turbo Fonte [turbofonte.com](http://turbofonte.com)  
Valcourt [valcourtinc.com](http://valcourtinc.com)  
Vauni [vauni.com](http://vauni.com)  
Xaralyn [xaralyn.com](http://xaralyn.com)



A big thank you to  
everyone who  
contributed to the  
creation of this issue.

Your creativity,  
dedication, and  
attention to detail have  
brought these pages to  
life.

The entire Maison  
Cosy team wishes you  
a wonderful end to  
2025 and looks  
forward to welcoming  
you in January with  
exciting surprises.



NEXT ISSUE  
**JANUARY 2026**





DEPUIS 1923

# linvosges

L'AMOUR DU BEAU LINGE

Linvosges tisse et réinvente l'art du beau linge.  
Découvrez sur **linvosges.com** des idées pour toute la maison,  
pour se faire plaisir ou offrir...







*De 728 à 748,  
20 ans de création  
des cuvées 700.\**

CHAMPAGNE  
**JACQUESSON**  
— DEPUIS 1798 —

\*La toute première cuvée 700, numérotée 728 et construite autour du millésime 2000, a été proposée en 2004.

**L'ABUS D'ALCOOL EST DANGEREUX POUR LA SANTÉ. À CONSOMMER AVEC MODÉRATION**