

INSERTS & ORINGS



JOIN OUR BLUE OCEAN
INTERNSHIP PROGRAM
FOR 2025

Career Year in a Gap Year

JOIN THE SCUBAVERSITT
WHATSAPP COMMUNITY
GROUP TODAY!

**Wishing you
happy diving and a
happy new year!**



TABLE OF CONTENTS



4	WELCOME LETTER Letter from the editor.
5	SOCIAL You are invited to our next social!
6-8	TRIPS See what trips we are having until the end of the year
9	MSD Will you be the next Master Scuba Diver?
10	COURSES What courses are we running?
13	DIVE CONDITIONS Learn how to read the weather conditions at our usual dive spots.
15	BLUE OCEAN PROGRAM What is the Blue Ocean Program and what benefits do you get.
17	THE PHYSIOLOGY OF DIVING The procedures in using a lift bag
20	IDC Get ready to start your journey as a scuba diving instructor!
29	DAN DIVER'S SAFETY See what benefits you have with DAN and why DAN is so important.



February

Photo Credit:
Mandy Zietsman

“

The ocean is a reminder that life is full of mystery, adventure, and beauty waiting to be discovered. - Unknown

Bali
Porcelain Crab

”



February



MON	TUE	WED	THU	FRI	SAT	SUN
27	28	29	30	31	1	2
					POOL SESSIONS	
3	4  EFR	5  ADVANCED	6  NIGHT	7	8	9
					INLAND TRAINING	
10	11  DIVEMASTERS	12	13	14  SOCIAL	15	16
17	18  DEEP	19	20	21	22	23
			MOZAMBIQUE 20 - 23 FEBRUARY			
24	25	26	27	28	1	2

NOTES FOR TODAY - REMEMBER TO BOOK MY TRIP!

011 958 2418
dive@scubaversity.co.za
www.scubaversity.co.za





**SAVE!
THE DATE●**

**FRIDAY
14 FEBUARY**

**Look out on
social Media
For More
Details
on Our
Valentines
Social**



end the year with a

BANG!

December social

LETTER FROM THE STAFF



Hey there, fabulous fans of underwater adventures!

Dear Scubaversity Dive Club Members,

Welcome to the new year of 2025!

We're thrilled to dive into this new year with all of you. This is the year to conquer life and explore the underwater world.


With the new year we present to you our newsletter packed with trips, courses, interesting stuff and more. Some new additions to the calendar this year. Cape town has now made its way onto our bakkies and were headed to dive into the mysterious kelp forests.

We look forward to seeing you at the next Certification Social on February 14th, 2025. Until then, happy diving!

Warm regards,
Max du Toit

Max du Toit

Equipment and Service Manager



Become a Master Scuba Diver

APPLY FOR YOUR
MASTER SCUBA DIVER
RATING BEFORE END OF
2024 AND SAVE £55

Achieve PADI Master Scuba Diver status to join the elite 2% of divers, showcasing diverse experience and unparalleled achievement. Unlock unlimited opportunities for advanced dives, specialties, and leadership roles in the dive community through the MSD Challenge.



Prerequisites

- PADI Open Water Diver (or qualifying certification from another training organization)
- PADI Advanced Open Water Diver (or qualifying certification from another training organization)
- PADI Rescue Diver or Junior Rescue Diver (or qualifying certification from another training organization)
- Minimum of five PADI Specialty Diver courses
- Minimum of 50 logged dives
- £55.20 for PADI application form

Become a Master Scuba Diver [CONTACT US!](#)

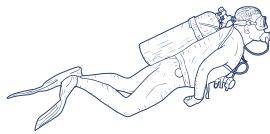
WHY BECOME A PADI DIVE MASTER

WHAT YOU'LL LEARN

- ✓ Lead guided dives
- ✓ Assist with classes
- ✓ Give a dive briefing
- ✓ Conduct refresher training



WHAT TO EXPECT



The PADI Divemaster course is your first step to becoming a dive professional, leader and mentor.* Working closely with a PADI Instructor, you'll expand your dive knowledge and hone your skills to the professional level so you can anticipate and easily solve common diver problems. You'll gain dive management and supervision experience, and become a role model for others.

As a PADI Divemaster, you'll supervise and organize diving activities. Divemaster jobs include assisting with classes, leading guided dives and working on liveaboards. Whether you want to work at a faraway dive destination or close to home at a local dive shop, you'll have the ability to earn a living doing what you love most.

WHY DO YOUR DIVE MASTER'S?

Dive Master is the first professional level in the world of scuba diving, serving as a stepping stone for those who wish to pursue a career in diving or simply deepen their diving skills and knowledge. Becoming a Dive Master means you've gone beyond being a recreational diver and are now able to take on responsibilities within a dive operation or school. It is the first rung in the professional diving industry and signifies that you have a high level of competency and understanding of diving techniques, safety protocols, and dive theory.

By Ethan Kehagias





Sodwana

19 - 23 MARCH



dive@scubaversity.co.za



011 958 2418



082 852 8253

Join us for your next trip!



NORTHERN RED SEA

1 - 10 AUGUST



dive@scubaversity.co.za



011 958 2418



082 852 8253



PHILLIPINES
26 December 2024 -
6 January 2025



By Jennifer

COURSES OF THE MONTH



DEEP

18 February 6:30pm-9pm

[Sign up now for your Qualifying weekend](#)

[Sign up now for your Qualifying trip](#)

As you descend into the quite dark of the ocean, the cool waters caress your weightless body, and the golden rays of sun light slowly meld into the deep blue of the great deep sea, its mysteries intrigue you, they beckon you to go deeper. Where time is frozen, and wrecks of old lay in wait. Some wrecks have been there for centuries, waiting for you.

In deep diving, you will learn the safety procedures of how to descend and ascend safely using a dive computer. you will also learn to master your buoyancy, as many of the worlds wrecks can be found in deeper waters. What's more, despite the lack of sunlight in some places, entire ecosystems and marine life thrive in the depths where you wouldn't be able to find them any where else.



NIGHT

6 February 6:30pm-9pm

[Sign up now for your Qualifying Trip](#)

The thought of dipping below the surface at night seems mysterious, yet so alluring. Although you've been scuba diving at a site many times before, at night you drop into a whole new world and watch it come to life under the glow of your dive light. The scene changes as day creatures retire and nocturnal organisms emerge. If you've wondered what happens underwater after the sun goes down, sign up for the Night Diver Specialty course.




ADVANCED

5 February 6:30pm-9pm


[Sign up now for your Qualifying weekend](#)

The Advanced Open Water Diver course is all about advancing your skills. You'll practice navigation and buoyancy, try deep diving and make three specialty dives of your choosing (it's like a specialty sampler platter). For every specialty dive you complete, you can earn credit toward PADI® specialty certifications.

Here are a few of the many options: Deep, Digital Underwater Photography, Dive Against Debris, Dry Suit, Enriched Air Nitrox, Fish Identification, Night, Peak Performance Buoyancy, Search & Recovery, Underwater Naturalist, Underwater Navigation, and Wreck Diver.



Meet Megan



The latest addition to the Scubaversity family



Q: What are your hobbies?

I go to the gym and spend time with friends.

Q: What are your pet peeve's?

Side walk hoggers & Snorting.

Q: What is your favourite animal?

My favourite animal is an Orca.

Q: What is your favourite food?

My favourite food is pork ribs and sushi and my favourite dessert is vanilla cake.

Q: What is your favourite colour?

My favourite colour is light grey and baby blue.



**NEXT NITROX
COURSE
15 APR**



NITROX

Nitrox diving involves using a mix of oxygen and nitrogen with a higher concentration of oxygen than regular air, which can help you dive more safely and for longer periods. With Nitrox, you can extend your bottom time, reduce the risks of nitrogen narcosis, and experience less fatigue after your dive. Earning your Nitrox Specialty certification is a great way to dive deeper or spend more time exploring without increasing your decompression limits, making it an excellent choice for divers looking to maximize their underwater adventures.

In addition to extending your bottom time, having a nitrox spec also allows you to:

- **Going to deeper depths.**
- **Exploring more wrecks at deeper depths.**
- **Faster surface recovery.**
- **More flexible dives.**
- **Reduced nitrogen absorption**



Book your Nitrox course today:
dick@scubaversity.co.za

DEEP

Deep diving opens up the opportunity to explore more diverse and incredible underwater environments at depths greater than 60 feet (18 meters). With a Deep Diver Specialty, you'll learn how to safely plan and execute dives to depths up to 130 feet (40 meters), allowing you to access more advanced dive sites and discover new marine life.

This certification teaches you essential skills such as:

- managing the risks of increased pressure, handling potential issues like nitrogen narcosis.
- improving your buoyancy control at deeper depths.
- Learning about how to setup and use a hang tank at depth.
- How to make a slow and controlled decent and ascent



Book your Deep course today:
dick@scubaversity.co.za



**NEXT DEEP
COURSE
15 APR**

SCUBAVERSITY

Word Search!

Find the word in the puzzle.


Words can go in any direction.

Words can share letters as they cross over each other.





S	O	D	F	K	X	C	J	T	N	A	H	P	A	R	R	O	T	F	I	S	H	S
H	R	M	T	C	A	J	M	E	R	X	B	U	T	T	E	R	F	L	Y	A	I	E
J	I	K	R	F	T	A	N	G	S	I	O	K	O	H	G	V	Q	G	S	H	P	A
J	D	F	E	N	X	W	C	R	Y	Y	G	F	R	C	K	I	B	W	S	C	C	H
S	Z	W	P	M	R	E	P	U	O	R	G	G	N	R	L	Y	N	G	K	A	N	O
U	M	Z	P	H	S	I	F	L	E	G	N	A	E	A	S	O	X	Z	W	A	M	R
R	A	A	A	Z	B	M	V	W	R	A	S	S	E	R	P	J	W	J	Y	L	H	S
G	S	G	N	L	L	Y	Q	C	X	N	W	H	V	G	F	O	H	N	P	P	U	E
E	Z	V	S	S	I	V	S	E	W	J	D	O	B	O	B	I	L	U	F	B	A	I
O	P	U	F	F	E	R	F	I	S	H	X	N	W	T	E	X	S	E	J	I	S	B
N	D	G	I	V	F	H	H	S	I	F	L	E	S	M	A	D	H	H	O	U	S	P
F	R	V	W	K	V	U	H	S	W	E	R	Y	A	R	O	M	D	O	H	N	P	H
I	Q	F	G	A	T	T	E	B	L	X	A	W	N	F	F	C	U	C	Y	D	X	N
S	B	L	E	N	N	Y	G	S	M	A	N	D	A	R	I	N	F	I	S	H	O	Q
H	H	L	X	S	K	F	P	D	N	U	A	Q	H	F	F	H	B	B	V	M	R	M
G	Y	B	O	G	E	H	S	I	F	N	O	I	L	E	S	F	Y	G	X	T	N	W

MANDARINFISH
SURGEONFISH
TRIGGERFISH
PARROTFISH
DAMSELFISH
PUFFERFISH
CLOWNFISH



ANGELFISH
BUTTERFLY
LIONFISH
SEAHORSE
NAPOLEON
SNAPPER
GROUPE



WRASSE
BLENNY
TANGS
BETTA
MORAY
GOBY

#N 45 | DATE: 18/01/25
ID: Mafia Social
SCUBAVERSITY 



By Jennifer

Hydros Core The Travel BCD



OWN THE HYDROS CORE BCD

**FOR
ONLY**

R 14 035.50




For divers who admire the design and quality of the HYDROS PRO but prefer a more minimalist BCD, SCUBAPRO introduces the new HYDROS CORE. This super-streamlined BCD features a lightweight, low-profile design, no integrated weight system. The ultimate travel BCD that allows you to save space in your bag for your next dive trip.

FEATURES

- Tri-Bungee 2-stage inflation system controls air distribution to maintain better buoyancy under water.
- Ultra-lightweight for effortless world travel, weighing in at ± 2.5 kg.
- Shoulder straps click into place for easy donning, then fold flat for travel.
- Smart-Pack Design: Folding shoulder and waist straps pack into the wing, creating a compact package for easy transport and storage.
- Fast-drying, non-absorbent materials make dive travel easy.
- Stainless steel D-Rings on the shoulders and waist strap, offer convenience clip-off points for accessories.
- Rotating shoulder buckles feature integrated mini-D-rings for securing octos or gauges.

WHY GO DEEP?



Deep diving is a type of scuba diving that involves diving to depths greater than 18-20m, deep diving requires specialised training, equipment, and planning to ensure a safe and enjoyable experience.

Advantages of deep diving

- Deep diving provides unique experiences such as witnessing bioluminescent creatures, exploring underwater caverns and seeing historic wrecks.
- Deep diving pushes you out your comfort zone helping you overcome fears and build confidence.
- You improve your diving skills and learn advanced techniques such as navigation, buoyancy control and emergency procedures.
- You can also create job opportunities for yourself in Commercial Diving and Scientific Research such as marine biology, oceanography, underwater construction and salvage.

Risks of Deep Diving

- Strong currents or water movements can make it difficult to control buoyancy and navigation.
- Breathing high partial pressures of oxygen can cause convulsions and lung damage.
- Rapid changes in pressure can cause gas bubbles to form in the bloodstream and tissue.



TIPS FOR DEEP DIVING

- Select a dive site with minimal hazards .
- Monitor your depth so you don't exceed safety limits.
- Stay in touch with your buddy and communicate any concerns or issues.
- Consider using a safety line or reel to facilitate navigation and emergency ascents.
- Descend slowly to avoid nitrogen narcosis and equalize your ears .



CHECK OUT THE CLUB ALBUMS AND PLAN YOUR TRIPS!!



BASS LAKE



PHILIPPINES



MAFIA SOCIAL



OPEN WATER

SODWANA 19 Mar - 23 Mar

CAPE TOWN 26 Apr - 2 May

MARICO OOG 23 May - 25 May

CONTACT US!

SYNC YOUR CALENDER WITH OURS

[click here to sync with](#)



January

Photo Credit: Gordon Patterson *Dive into the world beneath the waves and you'll discover a side of yourself you never knew existed. - Unknown* Baited Shark Dive Aliwal Shoal

MON	TUE	WED	THU	FRI	SAT	SUN
		1	2	3	4	5
6	7 OPEN WATER	8	9	10	11 POOL SESSIONS	12
13	14 WRECK	15	16	17	18 SOCIAL	19
20	21 NITROX	22 ADVANCED	ALIWAL 23 - 26 JAN			26 INLAND TRAINING
27	28 OPEN WATER	29 PPB	30 RESCUE	31	POOL SESSIONS	

NOTES - REMEMBER TO BOOK MY TRIP!

011 958 2418
dive@scubaversity.co.za
www.scubaversity.co.za

February

Photo Credit: Mandy Zietsman *The ocean is a reminder that life is full of mystery, adventure, and beauty waiting to be discovered. - Unknown* Bali Porcelain Crab

MON	TUE	WED	THU	FRI	SAT	SUN
27	28	29	30	31	1 POOL SESSIONS	2
3	4 EFR	5 ADVANCED	6 NIGHT	7	8 INLAND TRAINING	9
10	11 PRO DIVEMASTERS	12	13	14 SOCIAL	15	16
17	18 DEEP	19	20	21	MOZAMBIQUE 20 - 23 FEBRUARY	
24	25	26	27	28	29	30

NOTES FOR TODAY - REMEMBER TO BOOK MY TRIP!

011 958 2418
dive@scubaversity.co.za
www.scubaversity.co.za

CHECK OUT THE REST OF THE REST OF THE CALENDARS OF THE YEAR!



Photo Credit: Rene C. Schutte
"We are tied to the ocean. And when we go back to the sea, whether it is to sail or to watch -- we are going back from whence we came."
- John F. Kennedy

Photo Credit: Bilene Mozambique
"Scorpionfish"

scubaversity PADI

MON	TUE	WED	THU	FRI	SAT	SUN
					1 SOCIAL	2 OPEN WATER
3	4	5	6	7	8	9
10	11	12	13	14	15	16
	EQUIPMENT	FISH ID	ADVANCED			POOL SESSIONS
17	18	19	20	21	22	23
			SODWANA 19 - 23 MARCH			
24	25	26	27	28	29	30
31						

011 958 2418
dive@scubaversity.co.za
www.scubaversity.co.za

NOTES FOR TODAY - REMEMBER TO BOOK MY TRIP!

Photo Credit: Mandy Chapman
"The sea, once it casts its spell, holds one in its net of wonder forever."
- Jacques Cousteau

Photo Credit: Yeltonkhe Sood
"Yellowfin Snapper"

scubaversity PADI

MON	TUE	WED	THU	FRI	SAT	SUN
31	1	2	3	4	5	6
	EFR				12 SOCIAL	13 OPEN WATER
7	8	9	10	11	12	13
14	15	16	17	18	19	20
	RESCUE					POOL SESSIONS
14	15	16	17	18	19	20
	NITROX		ADVANCED			INLAND TRAINING
21	22	23	24	25	26	27
	WRECK		SHARK			CAPE TOWN
28	29	30				
			CAPE TOWN 26 APRIL - 2 MAY			

011 958 2418
dive@scubaversity.co.za
www.scubaversity.co.za

NOTES FOR TODAY - REMEMBER TO BOOK MY TRIP!

Photo Credit: Gordon Postema
"Diving in..."

Photo Credit: Calvin Gertsen
"The cure for anything is salt water."

Photo Credit: Jeetesh Kashaw
"The voice of the sea gnat"

Photo Credit: Rene C. Schutte
"Scuba"

Photo Credit: Wanda Webber
"The sea does not reward those who are too ambitious, too greedy, or too impatient. One should be empty, open, allowing as it breathes waiting for a gift from the sea."

Photo Credit: Doreen Krombholzer
"Diving Outback"

scubaversity PADI

011 958 2418
dive@scubaversity.co.za
www.scubaversity.co.za

NOTES FOR TODAY - REMEMBER TO BOOK MY TRIP!

[click here to sync with](#)



THE ULTIMATE LIST OF UNIQUE DIVE SITES AROUND THE WORLD



CURAÇAO

The Caribbean is famous for its crystal-clear waters and year-round diving opportunities, just a short trip from the mainland U.S. Curaçao lives up to this reputation, offering over 80 dive sites, including wrecks, reefs, and vibrant marine life. With a well-established dive scene, finding operators is easy. The wide variety of sites and moderate visitor traffic means you're likely to enjoy a peaceful dive experience, often with the reef all to yourself.



AQABA, JORDAN

If the Red Sea is on your dive bucket list, Aqaba should definitely be on your radar. Known for its exceptional visibility year-round, it's a fantastic destination for dive photography and videography. The area boasts an impressive variety of marine life, including sea turtles and eagle rays. Aqaba is also home to the world's only Underwater Military Museum, where you can explore numerous military artifacts, from tanks to a combat helicopter, all submerged beneath the surface.



TOKAI MARU AND SMS CORMORAN

Guam, the largest island in Micronesia, provides a one-of-a-kind chance to dive through two chapters of history at once. It's the only place in the world where shipwrecks from both World Wars sit side by side—the SMS Cormoran and the Tokai Maru. Ideal for nitrox divers, these wrecks lie at depths between 80 and 110 feet. With multiple entry points on both ships, you can even swim through the two-meter gap where the wrecks rest against each other.

RESCUE COURSE

8 April 2025

The PADI® Rescue Diver course will change the way you dive – in the best possible way. Learn to identify and fix minor issues before they become big problems, gain a lot of confidence and have serious fun along the way.

Discover why countless divers say Rescue Diver is their favorite scuba course.

1. Dive into the intricacies of rescue operations, including water rescues, rope rescues, and vehicle extrications. Gain hands-on experience in simulated scenarios to build your confidence and competence.
2. Emergency Response Planning: Develop critical thinking and decision-making skills to effectively manage emergency situations. Learn how to coordinate with emergency services, prioritize tasks, and ensure the safety of yourself and others.
3. Scenario-based Training: Put your skills to the test in realistic scenarios designed to mimic real-life emergencies. Our experienced instructors provide constructive feedback to help you refine your techniques and improve your response times.



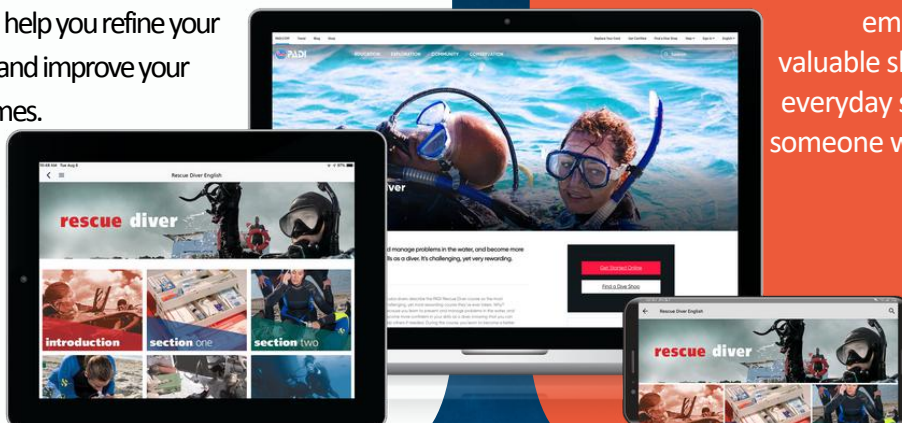
EMERGENCY FIRST RESPOND


4 February 2025

First aid and CPR are good skills for anyone involved in adventure sports – just in case. And, you need these skills for the PADI® Rescue Diver course. Emergency First Response is a PADI® affiliate that specializes in teaching these lifesaving skills – and they're for anyone, not just divers.

Most PADI Instructors are also Emergency First Response Instructors!

1. Confidence in Emergency Situations: EFR training teaches you the skills to respond effectively in emergencies, which can give you the confidence to act when it's needed most. Knowing how to perform CPR, use an AED, or manage other emergency situations can make a huge difference in saving lives.
2. Improved Safety Awareness: It raises awareness of potential risks and hazards, allowing you to prevent accidents or react swiftly if one occurs. You'll be better equipped to recognize signs of distress and act appropriately.
3. Valuable Life Skills: Learning first aid and CPR isn't just useful in emergency settings; it's a valuable skill that can be used in everyday situations, like helping someone who has a minor injury or feeling faint.





The lost city of Thonis-Heracleion



Heracleion, an ancient Egyptian city submerged underwater, was a bustling port and cultural crossroads between Egypt and the Mediterranean. Known for its vibrant trade and religious significance, its well-preserved ruins, including statues and temples, offer insights into a once-thriving civilization, making it a remarkable underwater archaeological discovery of the 21st century.



“You cannot go recreational diving at Thonis-Heracleion as it is a protected archaeological site.”

Fun facts:

- **Lost for More Than a 1000 Years:** Heracleion was submerged around the 2nd century CE and remained forgotten until its rediscovery in 2000.
- **Location:** The city is situated off the coast of Abu Qir Bay, close to Alexandria, Egypt, at the mouth of the Nile Delta.
- **A Blend of Myth and Reality:** For centuries, Heracleion was believed to be a mythical location, frequently referenced in ancient texts but never confirmed to exist.
- **Sunk by Natural Forces:** The city is thought to have gradually submerged due to earthquakes, shifting tectonic plates, and rising sea levels.
- **Exceptionally Well-Preserved:** Due to the low-oxygen conditions at the seabed, many structures and artifacts have been remarkably well-preserved.

Location: Abu Qir Bay



The underwater city of Heracleion is a true treasure trove of ancient history, offering a glimpse into a lost civilization that had been buried by the sea for centuries. With its rich array of artifacts, colossal statues, and well-preserved ruins, the site continues to captivate archaeologists, historians, and divers alike. It stands as a testament to the enduring mystery and allure of the ancient world, waiting to reveal even more secrets in the future.



**YOU
Don't**

FOLLOW



**YOU
won't
KNOW!**



THE KRACKEN'S COUSIN

THE GAIANT SQUID

ARCHITEUTHIS DUX

The first Giant Squid was photographed in 1874, which is relatively recent compared to how long these huge creatures have existed on the planet and been recorded by humans.

The species dates back to the fourth century BC, but the first living photograph of one was taken on 30 September 2004 by Tsunemi Kubodera and Kyoichi Mori.

These creatures are found world wide. they tend to inhabbite the open sea and stay in temperate waters and are rarely ever found in tropical or polar areas.



The Giant Squid can range from 10 to 13 meters, there have however been records of squid reaching 20 meters.

THE DUMBO OCTOPUS

This smaller cousin is only 30cm, but despite their small size, they can be found 4,000 meters, which is 3,000 meters deeper than the deepest sightings of the giant squid. They can also be found in one of the harshest enviroments: the Mariana Trench!

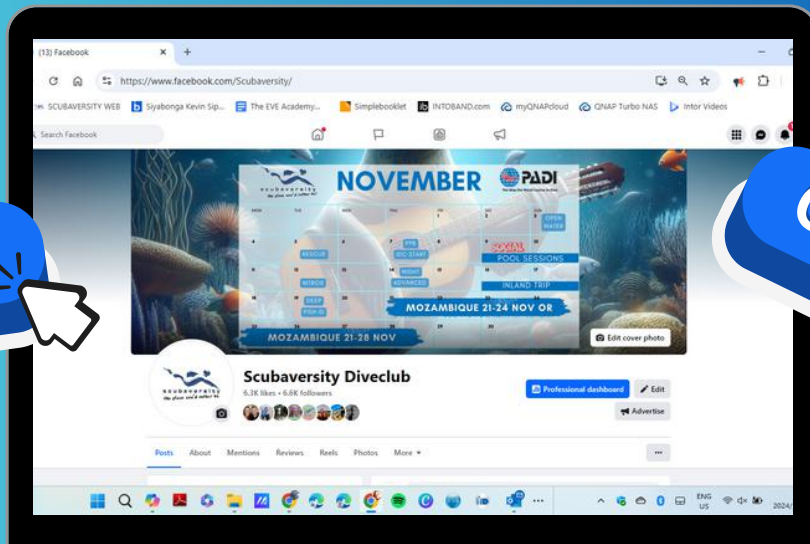


FOLLOW

**GIVE US A THUMBS UP
COMMENT AND SHARE!**

SHARE


COMMENT



THE PHYSIOLOGY OF DIVING

Air Embolism

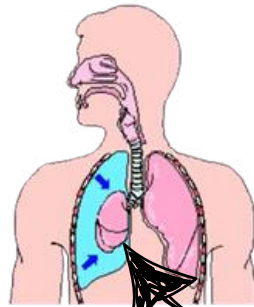
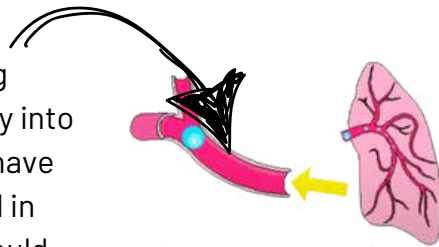
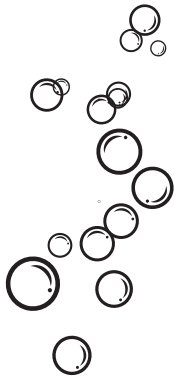
An air embolism in scuba diving happens when a diver ascends too quickly, causing nitrogen bubbles or air from a ruptured lung to enter the bloodstream, disrupting circulation and potentially damaging vital organs. Symptoms include chest pain, dizziness, and confusion. Divers should be aware of four types of injuries to prevent this condition.



THE FOUR TYPES


Arterial Gas Embolism

This is where the air escaping from your lungs forces its way into your blood stream. You now have bubbles of air floating around in your blood stream and this could of course block off the flow of blood to certain body parts. Given it is air it is most likely work its way up and block of blood flow to the brain.



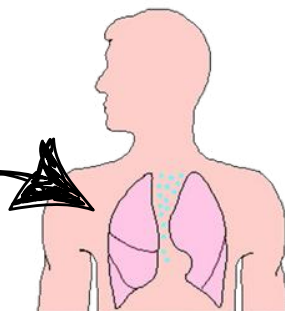
Pneumothorax

This is where escaping air from the lungs collects in your rib cage. The rib cage creates a barrier stopping the air from going anywhere, thus the air builds up inside your rib cage with every breath you take. This causes the lung to get pushed closed. When you ascend the pressure builds up in your rib cage causing the lung to collapse



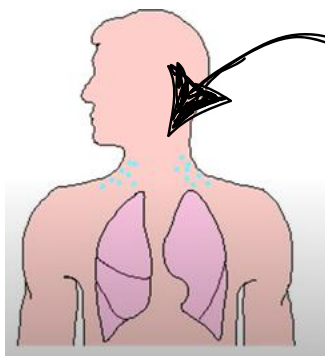
Mediastinal emphysema

This is where the air escaping from your lungs builds up and collects in the center of your chest. This can put pressure on your heart, making it harder for it to pump blood effectively. As the pressure increases, it may also affect nearby blood vessels, potentially causing further complications. In severe cases, it can lead to cardiac arrest or other life-threatening issues.



Subcutaneous Emphysema

Subcutaneous means just under the skin. The air escaping from your lungs moves up and collects around the base of the neck, and you will experience a swollen neck, voice changes, and crackly skin around your neck. This buildup of air can be painful and may affect your ability to breathe properly if not treated.



ADVANCED OPEN WATER DIVER

BUILD ON AND PRACTICE THE SKILLS YOU LEARNED IN THE OPEN WATER DIVER COURSE



The first thing to address, and dispel, is the myth that you need to be advanced or have advanced skills to take the PADI Advanced Open Water Diver course. The course is designed to build on the skills you learned in the Open Water Diver course, and many divers who are aware of this, opt to complete the Advanced course immediately after completing the Open Water Diver course. By taking the two programs back-to-back, you can develop stronger diving skills. The Advanced Open Water Diver course allows you to continue learning and enhancing your skills over a further five dives with a PADI Instructor by your side.

7 REASONS WHY DO THE ADVANCED OPEN WATER DIVER COURSE

- 1. How hard is the PADI Advanced Open Water Diver course?** Considering you've already passed the PADI Open Water Diver course, the Advanced Open Water Diver course is simple. You'll build on the skills you already possess to become a more confident diver and to better adapt to diving conditions.
- 2. Do I need to be an advanced diver to take the PADI Advanced Open Water Course?** No! The Advanced Open Water Diver course is open to any Open Water Diver. During the course, you will advance your existing skills and become an advanced diver during the program.
- 3. How many dives are required during the course?** Five. You'll need at least two days and five Adventure Dives to become an Advanced Open Water Diver.
- 4. What are the five dives that I need to do?** Two of the five dives are mandatory. Those are the deep dive (up to 30 meters) and the underwater navigation dive. The remaining three dives are yours to choose
- 5. Do I need to complete all five dives in one go?** No – not at all. The five dives are known as “Adventure Dives”, and you can complete them one by one at different times. Be sure that your instructor for each Adventure Dive records it in your logbook and signs it off as an Adventure Dive. If you intend to make the dives with different instructors, ask for your student record document so that you can take it with you and provide it to your next instructor.

- 6. HOW DEEP CAN AN ADVANCED OPEN WATER DIVER GO?** ONCE YOU ARE CERTIFIED AS AN ADVANCED OPEN WATER DIVER, YOU'LL BE ABLE TO DIVE TO 30 METERS.
- 7. WHAT COMES AFTER THE ADVANCED OPEN WATER DIVER COURSE?** THE NEXT CORE COURSE IS THE PADI RESCUE DIVER COURSE.

DEVELOP NEW SKILLS IN THE ADVANCED COURSE

1. Deep Diving (Required)
2. Underwater Navigation (Required)
3. Peak Performance Buoyancy
4. Drift Diving
5. Night Diving
6. Digital Underwater Imaging
7. Fish Identification

PREREQUISITES

PADI Open Water Divers who are at least 12 years old
May enroll in a Advanced Diver course

IMPROVE YOUR AIR CONSUMPTION RATES

DISCOVER NEW MARINE LIFE

DISCOVER NEW PLACES AND TRAVEL OPPORTUNITIES

BUILD CONFIDENCE UNDERWATER (AND ON LAND)

Q&A with Jennifer!

Q: What is your favourite animal?

My favourite animal would have to be the thresher shark.

Q: What is your favourite colour?

My favourite colour is either red or cyan.

Q: What is your favourite food?

My favourite food is sushi and my favourite dessert is cheese cake and chocolate mouse.

Q: What are your pet peeves?

When people come and mess up my newly made bed.

Q: What are your hobbies?


I do figure skating, painting and sketching.

things I want to see!

- Hammerhead shark
- Whale shark
- Thresher shark
- Great White shark



NEW INTERN!



THE SEA MOTH



HISTORY!!!

THE SEA MOTH WAS DISCOVERED IN 1831 BY FRENCH NATURALIST CHARLES LUCIEN BONAPARTE



- **UNIQUE APPEARANCE:** SEA MOTHS, ALSO KNOWN AS PEGASUS FISH, HAVE AN UNUSUAL APPEARANCE WITH WING-LIKE FINS AND BONY PLATES COVERING THEIR BODIES. THEIR PECTORAL FINS ARE LARGE AND RESEMBLE WINGS, WHICH IS HOW THEY GOT THEIR NAME.
- **HABITAT:** THEY ARE TYPICALLY FOUND IN SHALLOW COASTAL WATERS OF THE INDO-PACIFIC REGION, INCLUDING AREAS AROUND CORAL REEFS AND SEAGRASS BEDS.
- **CAMOUFLAGE MASTERS:** SEA MOTHS ARE EXPERTS AT BLENDING INTO THEIR SURROUNDINGS. THEIR BONY ARMOR AND CRYPTIC COLORATION HELP THEM HIDE FROM PREDATORS AND AMBUSH PREY.
- **SLOW MOVERS:** UNLIKE MANY OTHER FISH, SEA MOTHS ARE SLOW SWIMMERS. THEY TEND TO "WALK" ALONG THE SEA FLOOR USING THEIR PELVIC FINS.
- **DIET:** SEA MOTHS FEED ON SMALL INVERTEBRATES, SUCH AS CRUSTACEANS AND WORMS. THEY USE THEIR ELONGATED SNOUTS TO PROBE INTO THE SAND OR SUBSTRATE FOR FOOD.
- **MONOGAMOUS PAIRS:** SEA MOTHS ARE KNOWN TO FORM MONOGAMOUS PAIRS, MEANING THEY OFTEN STAY WITH A SINGLE PARTNER FOR LIFE. THEY CAN OFTEN BE SEEN MOVING TOGETHER IN THEIR HABITAT.
- **UNIQUE REPRODUCTION:** FEMALES LAY EGGS THAT THE MALES FERTILIZE EXTERNALLY. AFTER FERTILIZATION, THE EGGS ARE EITHER LEFT TO FLOAT FREELY OR ARE ATTACHED TO THE SEA FLOOR.
- **ISN'T THE SEA MOTH AN INCREDIBLE EXAMPLE OF NATURE'S DIVERSITY? LET ME KNOW IF YOU'D LIKE TO LEARN MORE ABOUT ANOTHER FASCINATING CREATURE!**

DIFFERENT SNORKELS

TRADITIONAL SNORKEL



A classic snorkel is a simple, straight tube design. It typically has a mouthpiece at the bottom and is open at the top. This basic snorkel doesn't have valves or splash guards, meaning you may need to clear it manually if water enters. It's lightweight, affordable, and effective for shallow, calm water snorkeling, but requires a little more effort to clear water when needed. Mostly

SEMI-DRY SNORKEL

A semi-dry snorkel is designed to reduce water entry while snorkeling. It features a splash guard at the top to block most water from splashing into the tube, making it ideal for choppy conditions. It still allows some water to enter, but it's easier to clear than a traditional snorkel, usually with a purge valve at the bottom.



DRY SNORKEL

A dry snorkel has a special valve at the top that seals the tube when submerged, preventing water from entering. This design keeps the snorkel completely dry, even when diving beneath the surface. However, it may be slightly bulkier and requires more maintenance than simpler designs.

WHY HAVE ONE ON A SCUBA DIVE?

Surface Breathing:

The primary reason you need a snorkel is for breathing at the surface between dives. When you're on the surface of the water, especially after surfacing from a dive, you may need to take some breaths before descending again. A snorkel allows you to breathe comfortably without having to remove your mask or regulator.

Conserving Air Supply:

Even though you won't be using the snorkel underwater, it helps you conserve your tank's air while you're on the surface. You can use the snorkel instead of your regulator to breathe when you're on the surface..

Safety During Emergencies:

The snorkel also provides an added safety feature. In the event of an emergency, like if you become separated from your buddy or the boat, the snorkel can be a life-saver. You'll have a way to breathe while you wait for assistance, without having to rely solely on your regulator.

What if Dolphins or Whale Sharks come around:

Imagine a whale shark swims by and you don't have a snorkel—missed opportunity! Having one with you means you can dive in and experience it up close, instead of just watching from the boat. It's the difference between a once-in-a-lifetime moment and a missed chance.

Required by Some Dive Agencies:

In some dive training agencies and locations, a snorkel is a required piece of gear. This is because it ensures you're prepared for any scenario and promotes better safety practices. It might seem unnecessary at first, but it's an important standard piece of equipment.

EQUIPMENT >>>

11 March 2025

WHY YOU SHOULD DO THE EQUIPMENT COURSE

The Equipment Specialty focuses on understanding, using, and maintaining diving equipment. The course goes beyond the basics and teaches divers about different types of gear, how to properly care for it, and how to handle any issues that might arise underwater. It's essentially a way to deepen your knowledge and skills related to your dive equipment.



“Understanding your dive equipment is as essential as knowing how to dive itself. The PADI Equipment Specialty course gives you the knowledge and skills to keep your gear in top shape, troubleshoot problems on the spot, and dive with confidence, knowing you're prepared for anything”

WHAT YOU WILL LEARN

- **Better Knowledge of Your Gear:** By specializing in equipment, you'll learn how to use, maintain, and troubleshoot your dive gear more effectively. This gives you more confidence when you're underwater, knowing your gear is functioning well.
- **Safety:** Understanding the ins and outs of your diving equipment can prevent accidents or malfunctions. You'll be able to spot issues before they become problems, which is critical when you're underwater.
- **Improved Dive Experience:** With expertise in your gear, you'll be able to tweak or upgrade equipment to better suit your personal preferences. This can lead to a more comfortable and enjoyable dive experience.



2025
Bass Lake
 25 January - 26 January



THE HELICOPTER KICK



The helicopter kick in scuba diving is a technique that's super useful for maneuvering in tight spaces or when you need to make small adjustments to your position while hovering. It's called the "helicopter kick" because it looks like the blades of a helicopter spinning!

Why use the helicopter kick

- Perfect for Hovering: If you're hovering in mid-water, the helicopter kick allows you to stay in one spot without drifting. It's like treading water, but underwater with way more control.
- Precise Movement: When you need to make small adjustments to your position, whether you're checking out marine life up close or positioning yourself for a photo, the helicopter kick gives you precision without causing a big disturbance. This is perfect when you're diving near sensitive coral or marine life.
- Great for Tight Spaces: If you're diving in an area with a lot of coral or in confined spaces like caves or wrecks, the helicopter kick is awesome because it allows you to move without needing a lot of space for big kicks.



How to perform the helicopter kick

- Start by kicking one leg forward (let's say your right leg) while you kick your left leg back, but don't go too far.
- The key is to keep the motion smooth and controlled—think of it like moving your legs in a circular or oval shape. This helps you maintain stability and directional control.
- When you kick your legs in this pattern, the movement generates just enough thrust to push you in the direction you want to go. You'll usually do this in a small radius, almost like hovering in place or gently moving forward or backward.



Ripley's

Believe It or Not!®



1 EXTREME COLD PLUNGE

In March 2022 Amber Fillary of South Africa swam 90 meters (295 Feet) in one breath below ice-covered water in Kongsberg, Norway. Without fins or a diving suit




2 THE IMMORTAL JELLYFISH!

When full grown, *Turritopsis Dohrni*. The "immortal Jellyfish" can transform its cells back to its childhood state!



3 DEEP DIVE DUBAI

In the UAE is the deepest diving pool in the world. It measures 60 meters (195 Feet and 10 inches) deep. Holds approximately 3.7 million gallons of water, and features an entire underwater city!




Discover Scuba



Options

POOL ONLY

This is done in one day.
Approximately 3 hours.
Online Theory done in your own time.
Introduction to scuba gear.
Skills Practice
Complete the pool dive up to 5 meters.



R950 >

BASS LAKE

This option is built up over two days and comprises of a pool dive to learn the skills and then an open water dive at our local quarry in Vereeniging, which offers you the opportunity to experience a true diving environment.



R1500 >

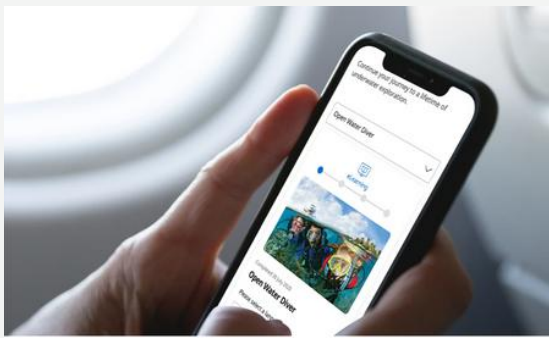
AT THE COAST

This obviously would be the best option, as you would be able to dive in the ocean and experience the magic of the underwater world. Here you would do the pool session first at SV and then join us on one of our scheduled trips to the coast. All necessary gear is included in the cost, all you need to do is dive in.



R1500 >

Plus the cost of the trip



INDEPENDENT STUDY

1 PADI eLearning®

Prepare for your Discover Scuba Diving experience with PADI DSD eLearning™. Use your computer or mobile device to learn diving safety fundamentals before you get in the water.

Contact a PADI Dive Shop or PADI Professional for access to DSD eLearning and to schedule your first scuba diving experience.

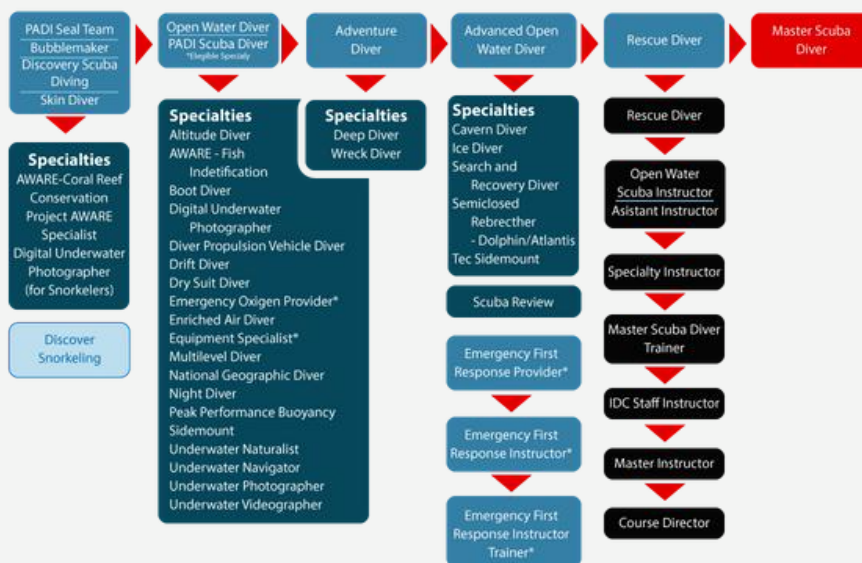
• eLearning time commitment: 20-30 min

- ✓ Find out if you like scuba diving
- ✓ Connect with the underwater world
- ✓ Take your first breaths underwater
- ✓ Decide if you want to be a certified diver
- ✓ Use scuba gear
- ✓ Use hand signs to communicate
- ✓ Perform basic scuba skills


The Master Scuba Diver Challenge

Become Part of an Elite Group of Scuba Divers with PADI's Master Scuba Diver's. Are you ready to join the best of the best in recreational scuba diving and live the dive life?

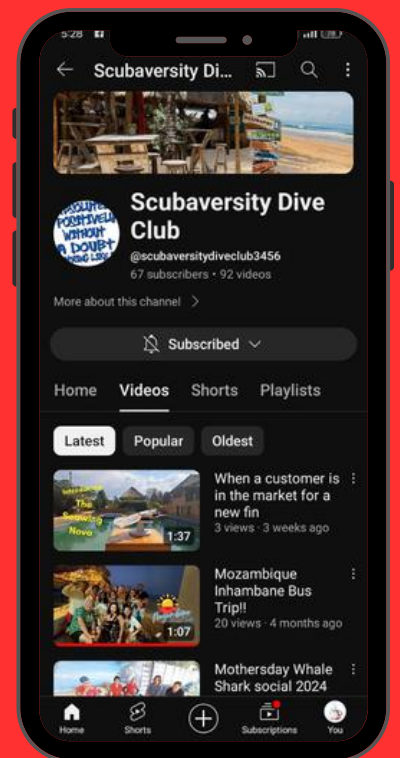
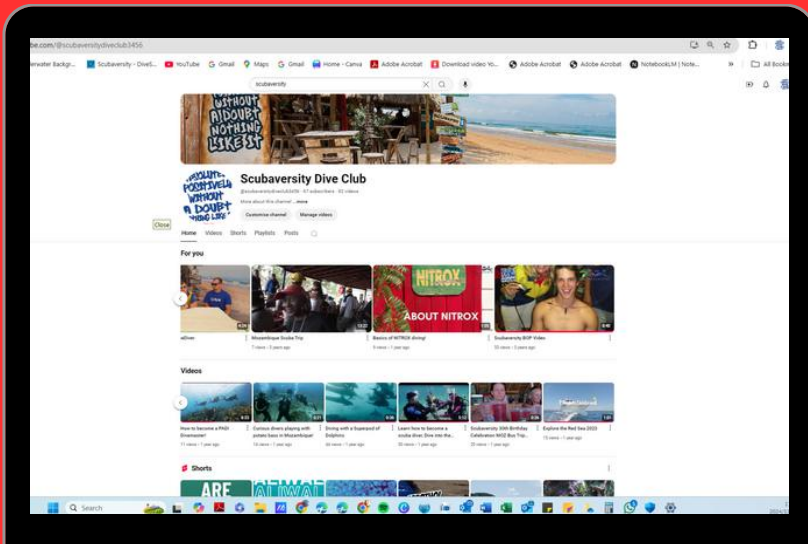
The PADI Master Scuba Diver rating is the ultimate achievement for those who have earned this rating through extensive scuba training and significant experience. This rating is held by fewer than two percent of divers worldwide, making it an impressive feat. Flash your Master Scuba Diver card, and people will know that you've spent time underwater in various environments and had your share of dive adventures.



To achieve this rating, every diver at least 12 years old should aim to become a Master Scuba Diver. The journey begins with earning a PADI Open Water Diver certification, followed by PADI Advanced Open Water Diver and PADI Rescue Diver (or equivalent certifications). You also need to earn five PADI Specialty Diver certifications and have logged a minimum of 50 dives. So why wait? Start your journey today and join the elite group of respected scuba divers.




SUBSCRIBE LIKE AND SHARE THE RANDOM SCUBAVERSITY YOUTUBE VIDEOS





Thank you for joining our
WhatsApp Community
we are growing every day,
Please remember that you
can join as many groups
in the Community as you
wish.



NEVER MISS AN UPDATE!

- Stay informed
- No spam messages
- Stay incontact with dive buddies


Why join the Scubaversity Community Group ?

- 1.) Being part of the Community you will automatically be notified of general Posts form the admins only .
- 2.) Once you have joined the community group feel free to join any of the available groups related to you qualification or Qualifications that you would like to be part of
- 3.) As a member of the groups, you will receive information related to that group,
- 2.) We are cutting down on spam messaging and duplicate messages on groups.



A NEW ADVENTURE AWAITS!!

PADI OPENWATER COURSE!



Get your flippers on and prepare for a splash-tastic adventure with our next PADI Open Water course! Dive headfirst into the mesmerizing underwater realm and unlock the secrets of scuba diving! You'll soak up the essentials, get your feet wet (like, really wet), and frolic among colorful sea critters in those oh-so-clear waters. With our rockstar instructors by your side, you'll be gliding through the deep blue like a pro in no time—let the aquatic escapade commence!

DAY	TIME	ACTIVITY
Orientation	28 Jan 18:30	Scubaversity
Equipment & Kit up	29 Jan 18:30	Scubaversity
Dry skills	30 Jan 18:30	Scubaversity
Pool Sessions	1-2 Feb from 8am	Scubaversity
ERDPml	4 Feb 18:30	Scubaversity
Safety & Exam	6 Feb 18:30	Scubaversity
Qualifying dives	8-9 Feb from 7am	Bass Lake



scubaversity
the place you'd rather be

INSERTS AND ORINGS

www.scubaversity.co.za
dive@scubaversity.co.za
011 958 2418 Dive Center
083 616 4066 WhatsApp

