

Workplace storage equipment



Efficient workspace



Comprehensive
range

Project solutions



CONTENTS

Global presence, local service	4 – 5
UK manufacturing capability	6 – 7
Our customer promise	8 – 9
bott product groups	10 – 11
Accessories	12 – 13
Standard colour options	14 – 15
Custom colours	16 – 17
cubio - Our professional solution	18 - 21
cubio - Workstations	22 - 23
cubio - Cabinets	24 – 45
cubio - Mobile	46 – 57
cubio - Cupboards	58 – 73
cubio - Benches	74 – 101
cubio - Accessories	102 – 129
perfo - The original system	130 – 163
CNC - Machine tool storage	164 – 177
verso - Our versatile solution	179 - 181
verso - Workstations	182 - 183
verso - Cabinets	184 – 191
verso - Mobile	192 – 197
verso - Cupboards	198 – 213
verso - Benches	214 – 233
verso - Accessories	234 – 241
Facilities	242 – 251
Cases	252 – 257
Seating	256 – 261



Improve your efficiency - choose bott

Thank you for considering bott to deliver your workplace storage solution.

We're focussed on creating efficient, organised workspaces - for customers who want to improve and evolve and get the best out of their working environments. Our experience shows that investments in modern fit-for-purpose equipment, results in greater efficiencies, increased productivity and long-term operational success.

With a strong commitment to delivering excellent customer service, you can be confident that our products and services will support your ongoing business success.

Our offer goes beyond the simple supply of products - we regularly design, manufacture and install customised solutions. Our project design engineers can visit your site for a free design consultation and propose a solution based around your individual needs.

Choose a workplace storage solution from bott and help drive efficiencies in your business.

Global presence, local service



The Bott Group



A partner you can trust

With over 90 years of industry experience, the Bott Group are world-leading manufacturers and suppliers of efficient workspace solutions; with three manufacturing sites in Europe and a fully integrated global sales network.

In the UK, Bott Ltd. have been manufacturing high-quality workplace storage equipment for over 40 years.

Innovation is key to bott's success. We develop and create market led solutions, based on a real understanding of our customers' needs. We are agile and flexible and collaborate on a group level to develop new and relevant products.

As a trusted partner to many specialist brands from a wide range of industries, we are well prepared to assist you with your workplace storage requirements.

Choose bott and benefit from a wealth of knowledge, skill and expertise.

UK manufacturing capability



Made in the UK



Delivering value for customers

We are proud to be a British manufacturing success story. From our UK facility in Cornwall, we ensure that the technologies and processes we use, are focused on delivering the best value for our customers.

Through the application of LEAN manufacturing principles and investments into automated production; our state-of-the-art factory delivers consistent high-quality - from raw materials through to our finished products. Our flexible manufacturing capability and customer focused approach, enables us to offer both comprehensive ranges and bespoke requirements, with reliable delivery.

As a company, we take a proactive approach to reducing our environmental impact and are committed to protecting our natural resources. We've invested heavily in green technologies such as electric company vehicles, rainwater harvesting, energy efficiency, intelligent lighting and solar power.

Choose bott for reliable quality and delivery.

Our customer promise



Long-term solutions



Designed to perform, built to last

Choosing functional, sustainable products that stand the test of time, is now more important than ever. A long-term investment today, helps to prepare for the challenges of tomorrow.

At bott, we're in the business of producing high-quality storage solutions that deliver excellent customer value. Our in-house design, test and manufacture process, means that we can be confident in the quality and longevity of our products.

To ensure your equipment is up to the job, our products have exceptionally high capacities including; 100% drawer extension, 200kg U.D.L capacity drawers and 1 tonne U.D.L. rated benches.

Our 'Built to Last' approach guarantees that our workplace storage equipment will stand the test of time and match the exacting demands of your operations. Our UK manufactured products carry a 10-year extended guarantee and support is only a phone call away.

Choose bott and you'll be investing in a high-quality, professional long-term solution.

Our modular ranges



Comprehensive range

Flexible & adaptable



Workplace storage products

By listening to the needs of our customers, we've developed a truly comprehensive range of medium and heavy-duty storage equipment. Our designers focus on delivering useful functionality, through using the right materials, design and production processes.

Modular in nature, our ranges offer long-term, high performance, ensuring that your bespoke solution can be added to or amended in the future. Drawer cabinets, workbenches and storage cupboards are available in a diverse range of sizes, colours and configurations, along with a wide variety of accessories to create your individual solution.

- cubio - Professional solution
- perfo - Small parts storage
- CNC - Machine tool storage
- verso - Quality with value

Accessories



Efficient organisation



Accessories for every requirement

We offer a wide and comprehensive range of accessories, ensuring your workplace storage equipment delivers 100% efficiency.

Choose bott for efficient organisation.

- Internal drawers
- Drawer divider kits
- Cupboard shelves & backpanels
- Worktops & top trays
- Bench panels
- Base plinths, forklift and drop in bases
- Rear framework systems

Standard colour options



Durable, powder-coat finish



Exclusive colour option for **bott cubio**

Quality, long-lasting colour

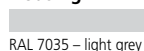
Our products are expertly finished in a high-quality powder-coat paint at our UK factory, providing a durable, consistent finish and tough protection against wear and damage.

We offer an exclusive standard colour option for our bott cubio range, 'all over' anthracite grey (.77) - providing a modern, sleek and professional look suitable for any working environment.

Choose bott for smart, long-lasting solutions.

- Our standard product colour is light grey housing (RAL7035) with anthracite grey fronts (RAL7016) - you can however, choose from four additional standard options at no extra cost
- To make your choice, simply refer to the colour key found at the bottom of the catalogue pages, replacing the two digit suffix (normally .19) with your selection
- Our hazardous substance cupboards are finished in yellow (RAL1023)

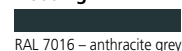
Housing:



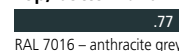
Top, bottom and fronts:



Housing:



Top, bottom and fronts:



Custom colours



Flexible manufacturing
capability



Tailor your workspace

If you're looking to strengthen your brand or simply want a solution to complement your workshop, office or garage, why not finish off your workplace storage equipment in a custom colour?

In addition to our five standard options, we have the manufacturing flexibility to supply your products in a special colour or combination of your choice. For environments demanding the highest levels of hygiene, such as hospitals, schools and food production facilities, antibacterial coatings can be arranged upon request.

For industrial settings where static electricity can cause a problem, particularly for sensitive components used in electronics assembly, ESD safe coatings are also an option. Whatever your special request, we can ensure the perfect finish for your needs.

Choose bott and we'll help you create an individual workspace to be proud of.

development >>>
visualisation

inception
to completion

characteristic
evaluation

mechanical
destructive





testing >>>
non-destructive testing
results interpretation

design enhancement >>>
digitalisation

modern
engineering

Light weight
high strength
advanced joining
technology

cubio - Our professional solution



Maximum reliability

Heavy-duty



Durable & reliable

Ergonomically designed, bott cubio is our professional, heavy-duty storage system, suitable for the most demanding applications. Perfect for custom projects, the modular range covers drawer cabinets, cupboards, workbenches and accessories. bott cubio is configurable to suit individual processes and can be adapted over time.

Choose bott cubio for advanced applications and demanding environments.

- bott integrated system design
- Mobile and static options
- 75kg / 200kg U.D.L capacity drawers
- 100% extension drawer slides
- Comprehensive accessory range
- 10-year extended guarantee

cubio | Workstations

cubio Workstations

- Freestanding workshop kit incorporating bott cubio units
- Cabinets and cupboards with 1 tonne overall capacity,
- Overhead cupboards have lift up doors, Floor models have perfo panel lined, hinged doors
- 75kg U.D.L capacity per drawer with 100% extension and safety drawer blocking.
- Galvanised steel shelves with 75kg U.D.L capacity
- Heavy duty 40mm worktop
- Rear perfo tool storage



A

Model	Width (mm)	Depth (mm)	Height (mm)	Included items	Lino
					Order Ref.
A	3550	565	2000	2x 800W x 525D x 2000H 4 shelf cupboards 3x 650W x 325D x 600H overhead cupboards 1x 650W x 525D x 900H 6 drawer cabinet 1x 650W x 525D x 900H 3 drawer / door cabinet 1x 525W x 525D x 885H 6 drawer mobile cabinet 3x 650W x 525D 40mm worktops 3x 650W x 457H perfo panels 1x Rear support frame	45010003.19V



B



C

Model	Width (mm)	Depth (mm)	Height (mm)	Included items	Lino
					Order Ref.
B	2100	565	2000	1x 800W x 525D x 2000H 4 shelf cupboards 2x 650W x 325D x 600H overhead cupboards 1x 650W x 525D x 900H 6 drawer cabinet 1x 650W x 525D x 900H 3 drawer / door cabinet 1x 1300W x 525D 40mm worktop 1x 1300W x 457H perfo panel 1x Rear support frame	45010001.19V
C	2400	565	2000	1x 800W x 525D x 900H 2 shelf cupboards 3x 800W x 325D x 600H overhead cupboards 1x 800W x 525D x 900H 6 drawer cabinet 1x 800W x 525D x 900H 3 drawer / door cabinet 3x 800W x 525D 40mm worktops 3x 800W x 457H perfo panels 1x Rear support frame	45010002.19V

Housing:

RAL 7035 – light grey

Top, bottom and fronts:

.19
.11
.16
.24

RAL 7016 – anthracite grey

RAL 5010 – gentian blue

RAL 7035 – light grey

RAL 3004 – crimson red

Housing:

RAL 7016 – anthracite grey

Top, bottom and fronts:

.77

RAL 7016 – anthracite grey

cubio cabinets

cubio mobile

cubio cupboards

cubio benches

cubio accessories

perfo

CNC

verso cabinets

verso mobile

verso cupboards

verso benches

verso accessories

facilities

cases

seating

cubio - Cabinets





Robust Housing

With reinforced steel housings, heavy-duty cubio cabinets offer a total capacity of up to 1.5 tonne and are available in a wide range of plan sizes and height options.

High-capacity Drawers

Standard fitment drawers are 75kg U.D.L. capacity, with full 100% extension roller bearing slides and scuff resistant galvanised pans. Optional heavier-duty 200kg drawers are available. Small parts can be efficiently organised with trough blocks, storage boxes and adjustable metal dividers.

Drawer Locking & Blocking

All cubio cabinets are centrally lockable, with integrated drawer blocking mechanism as standard. Master locking also available.

Practical Work Surfaces

40mm thick Multiplex or Lino worktops are available for all cubio cabinets. Raised edged top trays with quality inlaid mats are also an option, designed to prevent items from rolling off the work surface.

Wide Range of Accessories

Optional fork lift bases help to make light work of moving heavy cabinets. Enclosed fixed height base kits, internal shelves and a variety of drawer storage solutions are also available.

cubio | Cabinets 525mm Wide

250mm High

400mm High



A



B



C

Model	Drawers (Qty x Front Height mm)	525mm Deep	650mm Deep
		Order Ref.	Order Ref.
A	1x 150	40010001.19V	40018001.19V
B	2x 150	40010005.19V	40018005.19V
C	2x 75, 1x 150	40010106.19V	40018127.19V





600mm High



D



E



F

Model	Drawers (Qty x Front Height mm) / Cupboard (Height mm)	525mm Deep	650mm Deep
		Order Ref.	Order Ref.
D	500 door, 1x shelf	40010095.19V	40018110.19V
E	2x 75, 1x 150, 1x 200	40010112.19V	40018017.19V
F	2x 75, 2x 100, 1x 150	40010015.19V	40018131.19V

700mm High



G



H



I

Model	Drawers (Qty x Front Height mm) / Cupboard (Height mm)	525mm Deep	650mm Deep
		Order Ref.	Order Ref.
G	1x75, 1x 100, / 400 door	40010017.19V	40018021.19V
H	1x 100, 2x 150, 1x 200	40010021.19V	40018025.19V
I	3x 100, 2x 150	40010127.19V	40018138.19V

Dividers

See page 104

Housing: RAL 7035 – light grey **Top, bottom and fronts:** RAL 7016 – anthracite grey .19, RAL 5010 – gentian blue .11, RAL 7035 – light grey .16, RAL 3004 – crimson red .24 **Housing:** RAL 7016 – anthracite grey **Top, bottom and fronts:** RAL 7016 – anthracite grey .77

- cupio cabinets
- cupio mobile
- cupio cupboards
- cupio benches
- cupio accessories
- perfo
- CNC
- verso cabinets
- verso mobile
- verso cupboards
- verso benches
- verso accessories
- facilities
- cases
- seating

cubio | Cabinets 525mm Wide

800mm High



J



K



L

Model	Drawers (Qty x Front Height mm) / Cupboard (Height mm)	525mm Deep	650mm Deep
		Order Ref.	Order Ref.
J	1x 100, 1x 175 / 400 door	40010023.19V	40018031.19V
K	2x 100, 2x 150, 1x 200	40010027.19V	40018037.19V
L	2x 75, 2x 100, 1x 150, 1x 200	40010117.19V	40018039.19V

900mm High



M



N



O

Model	Drawers (Qty x Front Height mm) / Cupboard (Height mm)	525mm Deep	650mm Deep
		Order Ref.	Order Ref.
M	1x 100, 1x 125, 1x 150 / 400 door	40010033.19V	40018043.19V
N	3x 100, 2x 150, 1x 200	40010039.19V	40018049.19V
O	5x 100, 2x 150	40010041.19V	40018051.19V



1000mm High



P



Q



R

Model	Drawers (Qty x Front Height mm) / Cupboard (Height mm)	525mm Deep	650mm Deep
		Order Ref.	Order Ref.
P	2x 100, 1x 125, 1x 150 / 400 door	40010043.19V	40018055.19V
Q	2x 100, 2x 150, 2x 200	40010047.19V	40018059.19V
R	2x 75, 2x 100, 1x 150, 2x 200	40010051.19V	40018061.19V

1200mm High



S



T



U

Model	Drawers (Qty x Front Height mm)	525mm Deep	650mm Deep
		Order Ref.	Order Ref.
S	4x 100, 2x 200, 1x 300	40010119.19V	40018067.19V
T	2x 75, 1x 100, 3x 150, 2x 200	40010121.19V	40018069.19V
U	8x 100, 2x 150	40010123.19V	40018073.19V

Housing:



RAL 7035 – light grey

Top, bottom and fronts:



RAL 7016 – anthracite grey RAL 5010 – gentian blue RAL 7035 – light grey RAL 3004 – crimson red

Housing:



RAL 7016 – anthracite grey

Top, bottom and fronts:



RAL 7016 – anthracite grey

- cupio cabinets
- cupio mobile
- cupio cupboards
- cupio benches
- cupio accessories
- perfo
- CNC
- verso cabinets
- verso mobile
- verso cupboards
- verso benches
- verso accessories
- facilities
- cases
- seating

cubio | **Cabinets** 650mm Wide

250mm High

400mm High



A



B



C

Model	Drawers (Qty x Front Height mm)	525mm Deep	650mm Deep	750mm Deep
		Order Ref.	Order Ref.	Order Ref.
A	1x 150	40011035.19V	40019001.19V	40027092.19V
B	2x 150	40011037.19V	40019005.19V	40027108.19V
C	3x 100	40011068.19V	40019009.19V	40027096.19V

600mm High



D



E



F

Model	Drawers (Qty x Front Height mm)	525mm Deep	650mm Deep	750mm Deep
		Order Ref.	Order Ref.	Order Ref.
D	500 door, 1x shelf	40011060.19V	40019118.19V	40027098.19V
E	2x 75, 1x 150, 1x 200	40011040.19V	40019015.19V	40027100.19V
F	2x 75, 2x 100, 1x 150	40011061.19V	40019152.19V	40027102.19V



700mm High



G



H



I

Model	Drawers (Qty x Front Height mm)	525mm Deep	650mm Deep	750mm Deep
		Order Ref.	Order Ref.	Order Ref.
G	1x75, 1x 100 / 400 door	40011041.19V	40019021.19V	40027001.19V
H	1x 100, 2x 150, 1x 200	40011062.19V	40019025.19V	40027005.19V
I	2x75, 1x 100, 1x 150, 1x 200	40011042.19V	40019027.19V	40027007.19V

800mm High



J



K



L

Model	Drawers (Qty x Front Height mm)	525mm Deep	650mm Deep	750mm Deep
		Order Ref.	Order Ref.	Order Ref.
J	1x 100, 1x 175 / 400 door	40011044.19V	40019031.19V	40027011.19V
K	2x 100, 2x 150, 1x 200	40011046.19V	40019035.19V	40027015.19V
L	2x 75, 2x 100, 1x 150, 1x 200	40011047.19V	40019039.19V	40027019.19V

Housing:



RAL 7035 – light grey

Top, bottom and fronts:



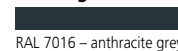
RAL 7016 – anthracite grey

RAL 5010 – gentian blue

RAL 7035 – light grey

RAL 3004 – crimson red

Housing:



RAL 7016 – anthracite grey

Top, bottom and fronts:



RAL 7016 – anthracite grey

cubio
cabinets

cubio
mobile

cubio
cupboards

cubio
benches

cubio
accessories

perfo

CNC

verso
cabinets

verso
mobile

verso
cupboards

verso
benches

verso
accessories

facilities

cases

seating

seating

cubio | **Cabinets** 650mm Wide

900mm High



M



N



O

Model	Drawers (Qty x Front Height mm)	525mm Deep	650mm Deep	750mm Deep
		Order Ref.	Order Ref.	Order Ref.
M	1x 100, 1x 125, 1x 150 / 400 door	40011048.19V	40019043.19V	40027104.19V
N	3x 100, 2x 150, 1x 200	40011050.19V	40019049.19V	40027088.19V
O	5x 100, 2x 150	40011051.19V	40019051.19V	40027090.19V

1000mm High



P



Q



R

Model	Drawers (Qty x Front Height mm)	525mm Deep	650mm Deep	750mm Deep
		Order Ref.	Order Ref.	Order Ref.
P	2x 100, 1x 125, 1x 150 / 400 door	40011052.19V	40019055.19V	40027023.19V
Q	2x 100, 2x 150, 2x 200	40011054.19V	40019059.19V	40027027.19V
R	2x 75, 2x 100, 1x 150, 2x 200	40011055.19V	40019063.19V	40027031.19V



1200mm High



S



T



U

Model	Drawers (Qty x Front Height mm)	525mm Deep	650mm Deep	750mm Deep
		Order Ref.	Order Ref.	Order Ref.
S	4x 100, 2x 200, 1x 300	40011063.19V	40019069.19V	40027037.19V
T	2x 75, 1x 100, 3x 150, 2x 200	40011064.19V	40019071.19V	40027039.19V
U	8x 100, 2x 150	40011065.19V	40019075.19V	40027043.19V

1600mm High



V



W

Model	Drawers (Qty x Front Height mm)	525mm Deep	650mm Deep	750mm Deep
		Order Ref.	Order Ref.	Order Ref.
V	2x 100, 4x 150, 2x 200, 1x 300	40011066.19V	40019154.19V	40027045.19V
W	4x 100, 2x 125, 3x 150, 2x 200	40011067.19V	40019156.19V	40027047.19V

Housing:

RAL 7035 – light grey

Top, bottom and fronts:

.19
.11
.16
.24

RAL 7016 – anthracite grey

RAL 5010 – gentian blue

RAL 7035 – light grey

RAL 3004 – crimson red

Housing:

RAL 7016 – anthracite grey

Top, bottom and fronts:

.77

RAL 7016 – anthracite grey

cupbio
cabinets

cupbio
mobile

cupbio
cupboards

cupbio
benches

cupbio
accessories

perfo

CNC

verso
cabinets

verso
mobile

verso
cupboards

verso
benches

verso
accessories

facilities

cases

seating

seating

cubio | Cabinets 800mm Wide

600mm High



A



B



C

Model	Drawers (Qty x Front Height mm) / Cupboard (Height mm)	525mm Deep	650mm Deep	750mm Deep
		Order Ref.	Order Ref.	Order Ref.
A	1x 75 / 400 door	40012091.19V	40020001.19V	40028089.19V
B	2x 75, 1x 150, 1x 200	40012093.19V	40020005.19V	40028091.19V
C	2x 75, 2x 100, 1x 150	40012005.19V	40020135.19V	40028093.19V

700mm High



D



E



F

Model	Drawers (Qty x Front Height mm) / Cupboard (Height mm)	525mm Deep	650mm Deep	750mm Deep
		Order Ref.	Order Ref.	Order Ref.
D	1x75, 1x 100 / 400 door	40012007.19V	40020011.19V	40028095.19V
E	1x 100, 2x 150, 1x 200	40012011.19V	40020015.19V	40028003.19V
F	2x75, 1x 100, 1x 150, 1x 200	40012095.19V	40020017.19V	40028005.19V



800mm High



G



H



I

Model	Drawers (Qty x Front Height mm) / Cupboard (Height mm)	525mm Deep	650mm Deep	750mm Deep
		Order Ref.	Order Ref.	Order Ref.
G	1x 100, 1x 175 / 400 door	40012013.19V	40020021.19V	40028097.19V
H	2x 100, 2x 150, 1x 200	40012017.19V	40020025.19V	40028011.19V
I	2x 75, 2x 100, 1x 150, 1x 200	40012097.19V	40020129.19V	40028087.19V
G-200kg	1x 100, 1x 175 / 400door	/	40020022.19V	40028098.19V
H-200kg	2x 100, 2x 150, 1x 200	/	40020026.19V	40028012.19V
I-200kg	2x 75, 2x 100, 1x 150, 1x 200	/	40020130.19V	40028088.19V

800mm High



J



K



L

Model	Drawers (Qty x Front Height mm) / Cupboard (Height mm)	525mm Deep	650mm Deep	750mm Deep
		Order Ref.	Order Ref.	Order Ref.
J	700 cupboard. 2x shelf	40012077.19V	40020110.19V	40028099.19V
K	4x75, 1x 100, 2x 150	40012021.19V	40020137.19V	40028100.19V
L	4x 100, 2x 150	40012019.19V	40020139.19V	40028102.19V

Housing:

Top, bottom and fronts:

Housing:

Top, bottom and fronts:

RAL 7035 – light grey	.19	.11	RAL 7035 – light grey	.24	RAL 7016 – anthracite grey	.77	RAL 7016 – anthracite grey
-----------------------	-----	-----	-----------------------	-----	----------------------------	-----	----------------------------

cupio
cabinets

cupio
mobile

cupio
cupboards

cupio
benches

cupio
accessories

perfo

CNC

verso
cabinets

verso
mobile

verso
cupboards

verso
benches

verso
accessories

facilities

cases

seating

cubio | Cabinets 800mm Wide

900mm High



M



N



O

Model	Drawers (Qty x Front Height mm) / Cupboard (Height mm)	525mm Deep	650mm Deep	750mm Deep
		Order Ref.	Order Ref.	Order Ref.
M	1x 100, 1x 125, 1x 150 / 400 door	40012023.19V	40020033.19V	40028104.19V
N	3x 100, 2x 150, 1x 200	40012087.19V	40020120.19V	40028115.19V
O	5x 100, 2x 150	40012029.19V	40020041.19V	40028108.19V
M-200kg	1x100, 1x 125, 1x 150 / 400 door	/	40020034.19V	40028105.19V
N-200kg	3x 100, 2x 150, 1x 200	/	40020147.19V	40028116.19V
O-200kg	5x 100, 2x 150	/	40020042.19V	40028109.19V

1000mm High



P



Q



R

Model	Drawers (Qty x Front Height mm)	525mm Deep	650mm Deep	750mm Deep
		Order Ref.	Order Ref.	Order Ref.
P	2x 100, 2x 150, 2x 200	40012035.19V	40020049.19V	40028019.19V
Q	2x 75, 2x 100, 1x 150, 2x 200	40012100.19V	40020053.19V	40028023.19V
R	2x 75, 4x 100, 1x 150, 1x 200	40012102.19V	40020142.19V	40028029.19V
P-200kg	2x 100, 2x 150, 2x 200	/	40020050.19V	40028020.19V
Q-200kg	2x 75, 2x 100, 1x 150, 2x 200	/	40020054.19V	40028024.19V
R-200kg	2x 75, 4x 100, 1x 150, 1x 200	/	40020143.19V	40028030.19V



1200mm High



S



T



U

Model	Drawers (Qty x Front Height mm)	525mm Deep	650mm Deep	750mm Deep
		Order Ref.	Order Ref.	Order Ref.
S	4x 100, 2x 200, 1x 300	40012104.19V	40020059.19V	40028031.19V
T	2x 75, 1x 100, 3x 150, 2x 200	40012106.19V	40020061.19V	40028033.19V
U	8x 100, 2x 150	40012108.19V	40020065.19V	40028037.19V
S-200kg	4x 100, 2x 200, 1x 300	/	40020060.19V	40028032.19V
T-200kg	2x 75, 1x 100, 3x 150, 2x 200	/	40020062.19V	40028034.19V
U-200kg	8x 100, 2x 150	/	40020066.19V	40028038.19V



Housing: RAL 7035 – light grey
 Top, bottom and fronts: .19 .11 .16 .24
 Housing: RAL 7016 – anthracite grey
 Top, bottom and fronts: .77 RAL 7016 – anthracite grey


- cubio cabinets
- cubio mobile
- cubio cupboards
- cubio benches
- cubio accessories
- perfo
- CNC
- verso cabinets
- verso mobile
- verso cupboards
- verso benches
- verso accessories
- facilities
- cases
- seating

cubio | **Cabinets** 800mm Wide

1600mm High



V



W

Model	Drawers (Qty x Front Height mm)	525mm Deep	650mm Deep	750mm Deep
		Order Ref.	Order Ref.	Order Ref.
V	2x 100, 4x 150, 2x 200, 1x 300	40012110.19V	40020067.19V	40028039.19V
W	4x 100, 2x 125, 3x 150, 2x 200	40012112.19V	40020069.19V	40028041.19V
V-200kg	2x 100, 4x 150, 2x 200, 1x 300	/	40020068.19V	40028040.19V
W-200kg	4x 100, 2x 125, 3x 150, 2x 200	/	40020070.19V	40028042.19V





cubio | **Cabinets** 1050mm Wide

800mm High



A



B

Model	Drawers (Qty x Front Height mm)	650mm Deep	750mm Deep
		Order Ref.	Order Ref.
A	2x 100, 2x 150, 1x 200	40021009.19V	40029009.19V
B	2x 75, 2x 100, 1x 150, 1x 200	40021191.19V	40029085.19V
A-200kg	2x 100, 2x 150, 1x 200	40021010.19V	40029010.19V
B-200kg	2x 75, 2x 100, 1x 150, 1x 200	40021192.19V	40029086.19V

900mm High



C



D

Model	Drawers (Qty x Front Height mm)	650mm Deep	750mm Deep
		Order Ref.	Order Ref.
C	5x 100, 2x 150	40021021.19V	40029091.19V
D	3x 100, 2x 150, 1x 200	40021223.19V	40029103.19V
C-200kg	5x 100, 2x 150	40021022.19V	40029092.19V
D-200kg	3x 100, 2x 150, 1x 200	40021224.19V	40029104.19V

Housing:

RAL 7035 – light grey

Top, bottom and fronts:

.19
.11
.16
.24

RAL 7016 – anthracite grey

RAL 5010 – gentian blue

RAL 7035 – light grey

RAL 3004 – crimson red

Housing:

RAL 7016 – anthracite grey

Top, bottom and fronts:

.77

RAL 7016 – anthracite grey

- cubio cabinets
- cubio mobile
- cubio cupboards
- cubio benches
- cubio accessories
- perfo
- CNC
- verso cabinets
- verso mobile
- verso cupboards
- verso benches
- verso accessories
- facilities
- cases
- seating

cubio | **Cabinets** 1050mm Wide

1000mm High



E



F

Model	Drawers (Qty x Front Height mm)	650mm Deep	750mm Deep
		Order Ref.	Order Ref.
E	2x 75, 2x 100, 1x 150, 2x 200	40021029.19V	40029021.19V
F	2x100, 2x 150, 2x 200	40021227.19V	40029107.19V
E-200	2x 75, 2x 100, 1x 150, 2x 200	40021030.19V	40029022.19V
F-200	2x100, 2x 150, 2x 200	40021228.19V	40029108.19V

1000mm High



G



H

Model	Drawers (Qty x Front Height mm)	650mm Deep	750mm Deep
		Order Ref.	Order Ref.
G	2x 75, 3x 100, 3x 150	40021033.19V	40029025.19V
H	9x 100	40021035.19V	40029027.19V
G-200kg	2x 75, 3x 100, 3x 150	40021034.19V	40029026.19V
H-200kg	9x 100	40021036.19V	40029028.19V



1200mm High



I



J

Model	Drawers (Qty x Front Height mm)	650mm Deep	750mm Deep
		Order Ref.	Order Ref.
I	2x 75, 1x 100, 3x 150, 2x 200	40021039.19V	40029031.19V
J	8x 100, 2x 150	40021041.19V	40029033.19V
I-200kg	2x 75, 1x 100, 3x 150, 2x 200	40021040.19V	40029032.19V
J-200kg	8x 100, 2x 150	40021042.19V	40029034.19V

1600mm High



K



L

Model	Drawers (Qty x Front Height mm)	650mm Deep	750mm Deep
		Order Ref.	Order Ref.
K	2x 100, 4x 150, 2x 200, 1x 300	40021043.19V	40029035.19V
L	4x 100, 2x 125, 3x 150, 2x 200	40021045.19V	40029037.19V
K-200kg	2x 100, 4x 150, 2x 200, 1x 300	40021044.19V	40029036.19V
L-200kg	4x 100, 2x 125, 3x 150, 2x 200	40021046.19V	40029038.19V

Housing:	Top, bottom and fronts:	Housing:	Top, bottom and fronts:
RAL 7035 – light grey	RAL 7016 – anthracite grey RAL 5010 – gentian blue RAL 7035 – light grey RAL 3004 – crimson red	RAL 7016 – anthracite grey	RAL 7016 – anthracite grey

- cupio cabinets
- cupio mobile
- cupio cupboards
- cupio benches
- cupio accessories
- perfo
- CNC
- verso cabinets
- verso mobile
- verso cupboards
- verso benches
- verso accessories
- facilities
- cases
- seating

cubio | Cabinets 1300mm Wide

800mm High



A



B

Model	Drawers (Qty x Front Height mm)	650mm Deep	750mm Deep
		Order Ref.	Order Ref.
A	2x 100, 2x 150, 1x 200	40022107.19V	40030007.19V
B	2x 75, 2x 100, 1x 150, 1x 200	40022109.19V	40030071.19V
A-200kg	2x 100, 2x 150, 1x 200	40022108.19V	40030008.19V
B-200kg	2x 75, 2x 100, 1x 150, 1x 200	40022110.19V	40030072.19V

900mm High



C



D

Model	Drawers (Qty x Front Height mm)	650mm Deep	750mm Deep
		Order Ref.	Order Ref.
C	3x 100, 2x 150, 1x 200	40022115.19V	40030085.19V
D	5x 100, 2x 150	40022117.19V	40030087.19V
C-200kg	3x 100, 2x 150, 1x 200	40022116.19V	40030086.19V
D-200kg	5x 100, 2x 150	40022118.19V	40030088.19V



1000mm High



E



F

Model	Drawers (Qty x Front Height mm)	650mm Deep	750mm Deep
		Order Ref.	Order Ref.
E	2x 75, 2x 100, 1x 150, 2x 200	40022125.19V	40030015.19V
F	2x 75, 3x 100, 3x 150	40022153.19V	40030019.19V
E-200kg	2x 75, 2x 100, 1x 150, 2x 200	40022126.19V	40030016.19V
F-200kg	2x 75, 3x 100, 3x 150	40022154.19V	40030020.19V

1000mm High



G



H

Model	Drawers (Qty x Front Height mm)	650mm Deep	750mm Deep
		Order Ref.	Order Ref.
G	2x100, 2x150, 2x 200	40022123.19V	40030093.19V
H	2x 100, 2x 200, 1x 300	40022121.19V	40030091.19V
G-200kg	2x100, 2x150, 2x 200	40022124.19V	40030094.19V
H-200kg	2x 100, 2x 200, 1x 300	40022122.19V	40030092.19V

Housing:

RAL 7035 – light grey

Top, bottom and fronts:

RAL 7016 – anthracite grey

RAL 5010 – gentian blue

RAL 7035 – light grey

RAL 3004 – crimson red

Housing:

RAL 7016 – anthracite grey

Top, bottom and fronts:

RAL 7016 – anthracite grey

- cupboards
- mobile
- cupboards
- benches
- accessories
- perfo
- CNC
- cupboards
- mobile
- cupboards
- benches
- accessories
- facilities
- cases
- seating

cubio | Cabinets 1300mm Wide

1200mm High



I



J

Model	Drawers (Qty x Front Height mm)	650mm Deep	750mm Deep
		Order Ref.	Order Ref.
I	2x 75, 1x 100, 3x 150, 2x 200	40022129.19V	40030021.19V
J	8x 100, 2x 150	40022131.19V	40030025.19V
I-200kg	2x 75, 1x 100, 3x 150, 2x 200	40022130.19V	40030022.19V
J-200kg	8x 100, 2x 150	40022132.19V	40030026.19V





1600mm High



K



L

Model	Drawers (Qty x Front Height mm)	650mm Deep	750mm Deep
		Order Ref.	Order Ref.
K	2x 100, 4x 150, 2x 200, 1x 300	40022133.19V	40030075.19V
L	4x 100, 2x 125, 3x 150, 2x 200	40022135.19V	40030029.19V
K-200kg	2x 100, 4x 150, 2x 200, 1x 300	40022134.19V	40030076.19V
L-200kg	4x 100, 2x 125, 3x 150, 2x 200	40022136.19V	40030030.19V



Housing: RAL 7035 – light grey
Top, bottom and fronts: .19 .11 .16 .24
Housing: RAL 7016 – anthracite grey
Top, bottom and fronts: .77

- cubio cabinets
- cubio mobile
- cubio cupboards
- cubio benches
- cubio accessories
- perfo
- CNC
- verso cabinets
- verso mobile
- verso cupboards
- verso benches
- verso accessories
- facilities
- cases
- seating

cubio - Mobile





Robust Housing

With reinforced steel housings, cubio mobile cabinets offer an overall load capacity of up to 600kg and are available in a wide range of plan sizes and height options.

Efficient Drawer Storage

Standard fitment drawers are 50kg U.D.L. capacity with full 100% extension roller bearing slides and scuff resistant galvanised pans. Small parts can be efficiently organised with trough blocks, storage boxes and adjustable metal dividers.

Drawer Locking & Blocking

Mobile cubio cabinets are centrally lockable, with integrated drawer blocking mechanism and safety trigger locking as standard. The trigger locking ensures that drawers remain closed in transit, even when unlocked. Master locking also available.

Practical Work Surfaces

Mobile cubio cabinets are fitted with either raised edged top trays with quality inlaid mats, designed to prevent items from rolling off the surface or tough, 20mm thick Multiplex or Lino worktops.


Enhanced Mobility

High-quality castors and comfort grip handles are used throughout the range. Swivel and brake versions enhance mobility and stability.

cubio | **Mobile** 525mm Wide x 525mm Deep

525mm Wide x 525mm Deep Mobile Cabinets

- 50kg U.D.L. capacity, 100% extension drawers
- Drawer blocking and safety interlocks
- Internal drawer dimension 400mm wide x 400mm deep
- Total combined load capacity 300kg
- 785 / 790mm high model may be parked under a bott cubio pedestal workbench



20mm
Multiplex
(Mpx)

20mm
Lino

Top Tray
& Mat



Dividers

See page
104

785 / 790mm High

885 / 890mm High



Model	Drawers (Qty x Front Height mm)	Mpx Worktop	Lino Worktop	Top Tray & Mat
		Order Ref.	Order Ref.	Order Ref.
A	3x 100, 1x 200	40402133.19V	40402134.19V	40402109.19V
B	2x 75, 2x 100, 1x 150	40402135.19V	40402136.19V	40402011.19V
C	3x100, 2x150	40402137.19V	40402138.19V	40402132.19V



985 / 990mm High



D



E

Model	Drawers (Qty x Front Height mm)	Mpx Worktop	Lino Worktop	Top Tray & Mat
		Order Ref.	Order Ref.	Order Ref.
D	2x 100, 2x 150, 1x 200	40402139.19V	40402140.19V	40402019.19V
E	4x 75, 1x 100, 2x 150	40402141.19V	40402142.19V	40402021.19V




Housing:	Top, bottom and fronts:	Housing:	Top, bottom and fronts:
RAL 7035 – light grey	RAL 7016 – anthracite grey RAL 5010 – gentian blue RAL 7035 – light grey RAL 3004 – crimson red	RAL 7016 – anthracite grey	RAL 7016 – anthracite grey

- cupboards
- benches
- accessories
- perfo
- CNC
- versob
- mobile
- cupboards
- benches
- accessories
- facilities
- cases
- seating

cubio | **Mobile** 650mm wide x 650mm deep

650mm Wide x 650mm Deep Mobile Cabinets

- 50kg U.D.L. capacity, 100% extension drawers
- Drawer blocking and safety interlocks
- Internal drawer dimension 525mm wide x 525mm deep
- Total combined load capacity 300kg
- 785 / 790mm high model may be parked under a 900mm deep bott cubio pedestal bench



20mm
Multiplex
(Mpx)

20mm
Lino

Top Tray
& Mat



Dividers

See page
104

785 / 790mm High

885 / 890mm High



A



B



C

Model	Drawers (Qty x Front Height mm)	Mpx Worktop	Lino Worktop	Top Tray & Mat
		Order Ref.	Order Ref.	Order Ref.
A	3x 100, 1x 200	40402143.19V	40402144.19V	40402023.19V
B	5x 100	40402145.19V	40402146.19V	40402027.19V
C	3x 100, 2x 150	40402147.19V	40402148.19V	40402031.19V



985 / 990mm High



D



E

Model	Drawers (Qty x Front Height mm)	Mpx Worktop	Lino Worktop	Top Tray & Mat
		Order Ref.	Order Ref.	Order Ref.
D	2x 100, 2x 150, 1x 200	40402149.19V	40402150.19V	40402033.19V
E	2x 75, 2x 100, 1x 150, 1x 200	40402151.19V	40402152.19V	40402035.19V



Housing:	Top, bottom and fronts:	Housing:	Top, bottom and fronts:
	.19 .11 .16 .24		.77
RAL 7035 – light grey	RAL 7016 – anthracite grey RAL 5010 – gentian blue RAL 7035 – light grey RAL 3004 – crimson red	RAL 7016 – anthracite grey	RAL 7016 – anthracite grey

- cupboards
- mobile
- cupboards
- benches
- accessories
- perfo
- CNC
- cupboards
- mobile
- cupboards
- benches
- accessories
- facilities
- cases
- seating

cubio | **Mobile** 800mm Wide x 650mm Deep

800mm Wide x 650mm Deep Mobile Cabinets

- 50kg U.D.L. capacity, 100% extension drawers
- Drawer blocking and safety interlocks
- Internal drawer dimension 675mm wide x 525mm deep
- Total combined load capacity 600kg

785 / 790mm High



A



20mm
Multiplex
(Mpx)



20mm
Lino



Top Tray
& Mat



Dividers

See page
104

Model	Drawers (Qty x Front Height mm)	Mpx Worktop	Lino Worktop	Top Tray & Mat
		Order Ref.	Order Ref.	Order Ref.
A	2x 75, 2x 100, 1x 150	40402153.19V	40402154.19V	40402107.19V





885 / 890mm High 985 / 990mm High



B



C

Model	Drawers (Qty x Front Height mm)	Mpx Worktop	Lino Worktop	Top Tray & Mat
		Order Ref.	Order Ref.	Order Ref.
B	3x 100, 2x 150	40402155.19V	40402156.19V	40402057.19V
C	2x 100, 2x 150, 1x 200	40402157.19V	40402158.19V	40402059.19V

1085 / 1090mm High



D



E

Model	Drawers (Qty x Front Height mm)	Mpx Worktop	Lino Worktop	Top Tray & Mat
		Order Ref.	Order Ref.	Order Ref.
D	3x 100, 2x 150, 1x 200	40402159.19V	40402160.19V	40402063.19V
E	2x75, 3x 100, 1x 150, 1x 200	40402161.19V	40402162.19V	40402065.19V

Housing:

RAL 7035 – light grey

Top, bottom and fronts:

.19
.11
.16
.24

RAL 7016 – anthracite grey

RAL 5010 – gentian blue

RAL 7035 – light grey

RAL 3004 – crimson red

Housing:

RAL 7016 – anthracite grey

Top, bottom and fronts:

.77

RAL 7016 – anthracite grey

- cupboards
- benches
- accessories
- perforated
- CNC
- versos
- mobile
- cupboards
- benches
- accessories
- facilities
- cases
- seating

cubio | **Mobile** 1050mm Wide x 525mm / 650mm Deep

1050mm Wide Mobile Cabinets

- Full width drawer units or combined drawer / cupboard maintenance trolleys
- 50kg U.D.L. capacity, 100% extension drawers with blocking and safety interlocks
- Internal drawer dimensions
400mm wide x 400mm deep
525mm wide x 400mm deep
925mm wide x 525mm deep
- Cupboards have perfo lined doors and adjustable galvanised shelves
- Choice of top tray with mat or 20mm worktop
- Total combined load capacity 600kg



Multiplex (Mpx)
20mm thick laminated beech ply.
Trolley height 890 / 990mm.



Lino
20mm thick with lino worksurface bonded to particle board core. Trolley height 890 / 990mm.



Top Tray
15mm upstands to all sides with a quality inlaid rubber mat. Trolley height 885 / 985mm.

885 / 890mm high x 525mm deep - 525 Wide Cupboard / 525 Wide Cupboard



A



Model shown with multiplex wortop in the .77 all anthracite grey option

Model	Drawers (Qty x Front Height mm) / Cupboard (Height mm)	Mpx Worktop	Lino Worktop	Top Tray & Mat
		Order Ref.	Order Ref.	Order Ref.
A	Double 600mm high door cupboard with central partition and 2 shelves	41006001.19V	41006002.19V	41006003.19V



885 / 890mm high x 525mm deep - 525 Wide Cupboard / 525 Wide Cupboard or Drawers



B



C

Model	Drawers (Qty x Front Height mm) / Cupboard (Height mm)	Mpx Worktop	Lino Worktop	Top Tray & Mat
		Order Ref.	Order Ref.	Order Ref.
B	1x 100, 2x 150, 1x 200 / 600 cupboard with shelf	41006004.19V	41006005.19V	41006006.19V
C	2x 75, 1x 100, 1x 150, 1x 200 / 600 cupboard with shelf	41006007.19V	41006008.19V	41006009.19V

885 / 890mm high x 525mm deep - 400 Wide Cupboard / 650 Wide Drawers



D



E

Model	Drawers (Qty x Front Height mm) / Cupboard (Height mm)	Mpx Worktop	Lino Worktop	Top Tray & Mat
		Order Ref.	Order Ref.	Order Ref.
D	1x 100, 2x 150, 1x 200 / 600 cupboard with shelf	41006010.19V	41006011.19V	41006012.19V
E	2x 75, 1x 100, 1x 150, 1x 200 / 600 cupboard with shelf	41006013.19V	41006014.19V	41006015.19V

Housing:	Top, bottom and fronts:	Housing:	Top, bottom and fronts:
	.19 .11 .16 .24		.77
RAL 7035 – light grey	RAL 7016 – anthracite grey RAL 5010 – gentian blue RAL 7035 – light grey RAL 3004 – crimson red	RAL 7016 – anthracite grey	RAL 7016 – anthracite grey

- cupio cabinets
- cupio mobile
- cupio cupboards
- cupio benches
- cupio accessories
- perfo
- CNC
- verso cabinets
- verso mobile
- verso cupboards
- verso benches
- verso accessories
- facilities
- cases
- seating

cubio | **Mobile** 1050mm Wide x 650mm Deep

1050mm Wide Mobile Cabinets

- 50kg U.D.L. capacity, 100% extension drawers
- Drawer blocking and safety interlocks
- Internal drawer dimension 925mm wide x 525mm deep
- Total combined load capacity 600kg



Dividers



See page 104



Multiplex (Mpx)

20mm thick laminated beech ply.
Trolley height 890 / 990mm.



Lino

20mm thick with lino worksurface bonded to particle board core. Trolley height 890 / 990mm.



Top Tray

15mm upstands to all sides with a quality inlaid rubber mat. Trolley height 885 / 985mm.

885 / 890mm High x 650mm Deep

985 / 990mm High x 650mm Deep



A



B

Model	Drawers (Qty x Front Height mm)	Mpx Worktop	Lino Worktop	Top Tray & Mat
		Order Ref.	Order Ref.	Order Ref.
A	2x 75, 1x 100, 1x 150, 1x 200	40402163.19V	40402164.19V	40402130.19V
B	2x 100, 2x 150, 1x 200	40402165.19V	40402166.19V	40402075.19V



- cubio cabinets
- cubio mobile
- cubio cupboards
- cubio benches
- cubio accessories
- perfo



- CNC
- verso cabinets
- verso mobile
- verso cupboards
- verso benches
- verso accessories
- facilities
- cases
- seating

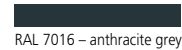
Housing:



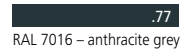
Top, bottom and fronts:



Housing:



Top, bottom and fronts:



RAL 7035 – light grey

RAL 7016 – anthracite grey

RAL 5010 – gentian blue

RAL 7035 – light grey

RAL 3004 – crimson red

RAL 7016 – anthracite grey

RAL 7016 – anthracite grey

cubio - Cupboards





Robust Housing

With reinforced steel housings, heavy-duty cubio cupboards offer up to 1.5 tonne total storage capacity and are available in a wide range of plan sizes and height options.

Multiple Door Options

Choose from sliding, up/over roller shutter, window panel or reinforced panel lined doors.

Galvanised Steel Shelves

Durable scuff resistant shelves in full and half-depth styles, with 100kg U.D.L capacity. 160kg U.D.L capacity shelves are standard in 1300mm wide cupboards.

High-capacity Drawers

Standard fitment drawers offer 75kg U.D.L capacity, with full 100% extension roller bearing slides and scuff resistant galvanised pans. Optional heavier-duty 200kg drawers are available. Tough plastic troughs, boxes and adjustable metal dividers, provide multiple storage solutions.

Fittings & Accessories

A wide range of internal fittings are available to kit out cubio cupboards; including perfo and louvre backpanels, hook, bin and divider kits, Multiplex worktops, sliding shelves, hanging rails and CNC storage systems. Optional fork lift bases make light work of moving heavy cupboards. Enclosed fixed height base kits are also available.

cubio
cabinetscubio
mobilecubio
cupboardscubio
benchescubio
accessories

perfo

CNC

verso
cabinetsverso
mobileverso
cupboardsverso
benchesverso
accessories

facilities


cases

seating

cubio | **Cupboards** Perfo Panel Lined Hinged Doors

Cupboards With Perfo Panel Lined Doors

- Heavy duty cupboards with lockable doors
- Perfo door liner panels
- 160kg U.D.L. capacity on 1300mm wide models, 100kg on all others
- Shown with galvanised steel shelves, for kitted models see pages 68 - 71



Models shown have perfo panel door liners. Louvre panel doors are also available, please ask for details.





525mm Deep Models **650mm Deep Models**

525mm Wide x 525mm Deep

Height (mm)	Shelves	Order Ref.
600	1	40010095.19V
700	1	40010096.19V
800	2	40010097.19V
900	2	40010125.19V
1000	2	40010098.19V
1200	3	40010099.19V
extra shelf 525 x 525		42101006.51V

650mm Wide x 650mm Deep

Height (mm)	Shelves	Order Ref.
800	2	40019120.19V
900	2	40019163.19V
1000	2	40019121.19V
1200	3	40019122.19V
1600	3	40019158.19V
2000	4	40019125.19V
extra shelf 650 x 650		42101011.51V

800mm Wide x 525mm Deep

Height (mm)	Shelves	Order Ref.
800	2	40012077.19V
900	2	40012115.19V
1000	2	40012078.19V
1200	3	40012079.19V
1600	3	40012081.19V
2000	4	40012084.19V
extra shelf 800 x 525		42101014.51V

800mm Wide x 650mm Deep

Height (mm)	Shelves	Order Ref.
800	2	40020110.19V
900	2	40020144.19V
1000	2	40020111.19V
1200	3	40020112.19V
1600	3	40020114.19V
2000	4	40020117.19V
extra shelf 800 x 650		42101015.51V

1050mm Wide x 525mm Deep

Height (mm)	Shelves	Order Ref.
800	2	40013046.19V
900	2	40013077.19V
1000	2	40013047.19V
1200	3	40013048.19V
1600	3	40013050.19V
2000	4	40013053.19V
extra shelf 1050 x 525		42101018.51V

1050mm Wide x 650mm Deep

Height (mm)	Shelves	Order Ref.
800	2	40021094.19V
900	2	40021205.19V
1000	2	40021095.19V
1200	3	40021096.19V
1600	3	40021098.19V
2000	4	40021101.19V
extra shelf 1050 x 650		42101019.51V

1300mm Wide x 525mm Deep

Height (mm)	Shelves	Order Ref.
800	2	40014046.19V
900	2	40014066.19V
1000	2	40014047.19V
1200	3	40014048.19V
1600	3	40014050.19V
2000	4	40014053.19V
extra shelf 1300 x 525		42101022.51V

1300mm Wide x 650mm Deep

Height (mm)	Shelves	Order Ref.
800	2	40022046.19V
900	2	40022102.19V
1000	2	40022047.19V
1200	3	40022048.19V
1600	3	40022050.19V
2000	4	40022053.19V
extra shelf 1300 x 650		42101023.51V

Housing: RAL 7035 – light grey **Top, bottom and fronts:** .19 .11 .16 .24 **Housing:** RAL 7016 – anthracite grey **Top, bottom and fronts:** .77 RAL 7016 – anthracite grey

cubio cabinets
 cubio mobile
 cubio cupboards
 cubio benches
 cubio accessories
 perfo
 CNC
 verso cabinets
 verso mobile
 verso cupboards
 verso benches
 verso accessories
 facilities
 cases
 seating

cubio | Cupboards Window Door

Window Door Cupboards

- Lockable doors with perspex windows
- Easy visual stock / tool check promotes good working practices
- Shown with galvanised steel shelves, all other internal accessories such as drawers and backpanels may be used

Accessories



See pages 124 - 129

Bins



See pages 148 - 149



1050mm Wide

Height (mm)	Shelves	1050 W x 525 D	1050 W x 650 D
		Order Ref.	Order Ref.
1200	3	40013061.19V	40021131.19V
1600	3	40013062.19V	40021132.19V
2000	4	40013064.19V	40021134.19V
extra shelf		42101018.51V	42101019.51V



1300mm Wide



Height (mm)	Shelves	1300 W x 525 D	1300 W x 650 D
		Order Ref.	Order Ref.
1200	3	40014056.19V	40022058.19V
1600	3	40014057.19V	40022059.19V
2000	4	40014058.19V	40022060.19V
extra shelf		42101022.51V	42101023.51V



Housing: RAL 7035 – light grey
Top, bottom and fronts: .19 .11 .16 .24
Housing: RAL 7016 – anthracite grey
Top, bottom and fronts: .77

- cubio cabinets
- cubio mobile
- cubio cupboards
- cubio benches
- cubio accessories
- perfo
- CNC
- verso cabinets
- verso mobile
- verso cupboards
- verso benches
- verso accessories
- facilities
- cases
- seating

cubio | Cupboards Roller Shutter Door

Roller Shutter Door Cupboards

- Lockable, space saving roller shutter doors
- Ideal for narrow aisles or restricted floor areas
- Compatible with galvanised steel shelves and all other internal accessories such as drawers and liner panels
- Durable rigid plastic door in light grey only
- 1050mm or 1300mm wide x 650mm deep



The roller shutter door is supplied in light grey plastic only with the top and bottom beams finished in the chosen colour.



Accessories



See pages 124 - 129

Bins



See pages 148 - 149



1050mm / 1300mm Wide x 650mm Deep



Height (mm)	Shelves	Drawers (Qty x Front Height)	Panels	1050 W	1300 W
				Order Ref.	Order Ref.
2000	3	/	/	40201021.19V	/
2000	4	/	/	40201011.19V	40201013.19V
2000	2	2x 175mm	2x Louvre	40201023.19V	/
2000	1	6x 175mm	2x Louvre	40201024.19V	/



Housing: RAL 7035 – light grey **Top, bottom and fronts:** .19 .11 .16 .24 **Housing:** RAL 7016 – anthracite grey **Top, bottom and fronts:** .77 RAL 7016 – anthracite grey

- cupboards
- mobile
- cupboards
- benches
- accessories
- perfo
- CNC
- versob
- mobile
- cupboards
- benches
- accessories
- facilities
- cases
- seating

cubio | Cupboards Sliding Door

Sliding Door Cupboards

- Lockable, space saving, steel sliding doors
- Ideal for narrow aisles or restricted floor areas

Bins



See pages 148 - 149

Accessories



See pages 124 - 129





1050mm Wide **1300mm Wide**



1050mm Wide x 525mm Deep

Height	Depth	Shelves	Order Ref.
800	525	2	40013067.19V
1000	525	2	40013068.19V
1200	525	3	40013069.19V
1600	525	3	40013072.19V
2000	525	4	40013071.19V
extra shelf 1050 x 525			42101018.51V

1300mm Wide x 525mm Deep

Height	Depth	Shelves	Order Ref.
800	525	2	40014059.19V
1000	525	2	40014060.19V
1200	525	3	40014061.19V
1600	525	3	40014064.19V
2000	525	4	40014063.19V
extra shelf 1300 x 525			42101022.51V

1050mm Wide x 650mm Deep

Height	Depth	Shelves	Order Ref.
800	650	2	40021137.19V
1000	650	2	40021138.19V
1200	650	3	40021139.19V
1600	650	3	40021214.19V
2000	650	4	40021141.19V
extra shelf 1050 x 650			42101019.51V

1300mm Wide x 650mm Deep

Height	Depth	Shelves	Order Ref.
800	650	2	40022061.19V
1000	650	2	40022062.19V
1200	650	3	40022063.19V
1600	650	3	40022094.19V
2000	650	4	40022065.19V
extra shelf 1300 x 650			42101023.51V

Housing:	Top, bottom and fronts:	Housing:	Top, bottom and fronts:
RAL 7035 – light grey	.19 .11 .16 .24	RAL 7016 – anthracite grey	.77
RAL 7035 – light grey	RAL 7016 – anthracite grey RAL 5010 – gentian blue RAL 7035 – light grey RAL 3004 – crimson red	RAL 7016 – anthracite grey	RAL 7016 – anthracite grey

- cupboards
- mobile
- cupboards
- benches
- accessories
- perfo
- CNC
- verso cabinets
- verso mobile
- verso cupboards
- verso benches
- verso accessories
- facilities
- cases
- seating

cubio | Cupboards Kitted Cupboards

Cupboards with Drawers & Shelves

- 160kg U.D.L. capacity per shelf on 1300mm wide models, 100kg on 1050mm
- 650mm deep
- 75kg U.D.L. capacity roller bearing drawers

CNC Options



See page 172 - 175

Door Options

Window



Roller Shutter



Please ask for details.



1050mm / 1300mm Wide
x 650mm Deep x 1000mm high




Width	Shelves	Drawers	Order Ref.
1050	2	1x 125	40021201.19V
1300	2	1x 125	40022083.19V
1050	2	2x 125	40021202.19V
1300	2	2x 125	40022084.19V
1050	1	3x 125	40021203.19V
1300	1	3x 125	40022085.19V



1050 / 1300mm Wide x 650mm Deep x 2000mm High



Width	Shelves	Drawers (Qty x Front Height)	Order Ref.
1050	3	2x 125	40021169.19V
1300	3	2x 125	40022139.19V
1050	3	3x 125	40021109.19V
1300	3	3x 125	40022087.19V
1050	2	4x 125	40021108.19V
1300	2	4x 125	40022088.19V
1050	3	9x 125	40021114.19V
1300	3	9x 125	40022089.19V
1050	2	3x 125, 3x 175	40021113.19V
1300	2	3x 125, 3x 175	40022141.19V



Housing: RAL 7035 – light grey **Top, bottom and fronts:** RAL 7016 – anthracite grey .19, RAL 5010 – gentian blue .11, RAL 7035 – light grey .16, RAL 3004 – crimson red .24

Housing: RAL 7016 – anthracite grey **Top, bottom and fronts:** RAL 7016 – anthracite grey .77

- cubio cabinets
- cubio mobile
- cubio cupboards
- cubio benches
- cubio accessories
- perfo
- CNC
- verso cabinets
- verso mobile
- verso cupboards
- verso benches
- verso accessories
- facilities
- cases
- seating

cubio | Cupboards Mini Workshop

Fully Equipped Cupboards

- Lockable steel doors with perfo liner panels
- 25mm multiplex shelf / worktop makes an enclosed mini workshop
- Galvanised steel shelves, 160kg U.D.L. capacity on 1300mm models, 100kg on 1050mm
- 75kg U.D.L. capacity roller bearing drawers
- perfo and louvre backpanels



Door Options

Window



Roller Shutter




Please ask for details.



15 piece hook kit



32 piece bin kit




40 piece bin kit

Item	Order Ref.
15 piece hook kit	14031411
80 piece hook kit	14031416

Item	Order Ref.
32 piece bin kit	13031070
40 piece bin kit	13021008

Perfo



See pages 138 - 145

Bins



See pages 148 - 149

Accessories



See pages 124 - 129



1050 / 1300mm Wide x 650mm Deep x 2000mm High



Width	Worktop	Shelves	Drawers	Perfo Door
				Order Ref.
1050	1	2	\	40021163.19V
1300	1	2	\	40022090.19V

Width	Worktop	Shelves	Drawers	Perfo Door
				Order Ref.
1050	1	1	2x 125	40021162.19V
1300	1	1	2x 125	40022091.19V



Width	Worktop	Shelves	Drawers	Perfo Door
				Order Ref.
1050	1	1	4x 125	40021160.19V
1300	1	1	4x 125	40022092.19V

Width	Worktop	Shelves	Drawers	Perfo Door
				Order Ref.
1050	1	\	9x 125	40021204.19V
1300	1	\	9x 125	40022093.19V

Housing: RAL 7035 – light grey **Top, bottom and fronts:** RAL 7016 – anthracite grey .19, RAL 5010 – gentian blue .11, RAL 7035 – light grey .16, RAL 3004 – crimson red .24 **Housing:** RAL 7016 – anthracite grey **Top, bottom and fronts:** RAL 7016 – anthracite grey .77

- cubio cabinets
- cubio mobile
- cubio cupboards
- cubio benches
- cubio accessories
- perfo
- CNC
- verso cabinets
- verso mobile
- verso cupboards
- verso benches
- verso accessories
- facilities
- cases
- seating

cubio | Cupboards Additional versions

cubio cupboards are also available in CNC storage and wall cupboard versions, and complete with inner panels to work with the bott hook and bin accessories.

Panel cupboards - see pages 156-157

Bin cupboards - see pages 158-159

Wall cupboards - see pages 160-161

CNC - see pages 174-175






cubio | Cupboards Shelving

Shelving

- Rapid assembly shelving
- Galvanised steel shelves, adjustable on a 100mm pitch
- 75 kg U.D.L. capacity per shelf
- Drop in base deck
- Matches cubio cupboard dimensions



800mm Wide x 525mm Deep

Height	Shelves	Order Ref.
1000	2	46001001.19V
2000	4	46001002.19V
Extra Shelf		46002001.51V

1050mm Wide x 525mm Deep

Height	Shelves	Order Ref.
1000	2	46001003.19V
2000	4	46001004.19V
Extra Shelf		46002002.51V

800mm Wide x 650mm Deep

Height	Shelves	Order Ref.
1000	2	46001005.19V
2000	4	46001006.19V
Extra Shelf		46002003.51V

1050mm Wide x 650mm Deep

Height	Shelves	Order Ref.
1000	2	46001007.19V
2000	4	46001008.19V
Extra Shelf		46002004.51V

Housing:

RAL 7035 – light grey

Top, bottom and fronts:

RAL 7016 – anthracite grey

RAL 5010 – gentian blue


RAL 7035 – light grey

RAL 3004 – crimson red

- cubio cabinets
- cubio mobile
- cubio cupboards
- cubio benches
- cubio accessories
- perfo
- CNC
- verso cabinets
- verso mobile
- verso cupboards
- verso benches
- verso accessories
- facilities
- cases
- seating

cubio - Benches





Maximum Stability

With robust construction and up to 1200kg U.D.L total capacity, heavy-duty cubio benches are designed to perform and built to last.

Durable Worktops

Hard-wearing 40mm worktops are used across the range. Choose from Multiplex or Beech, Stainless Steel or Steel Clad, Lino, Phenol, Laminate or ESD Laminate. Custom corner joints, T-joints and special lengths, are available upon request.

Ergonomic Working

Many cubio bench styles offer fixed or height adjustable options and mobile alternatives are available for framework, workstand and storage benches. Rear and overhead frame kits can be used to create efficient and ergonomic workstations; including, swivel arms, storage panels, adjustable shelves, service ducts and lighting.

Wide Range of Accessories

Create custom configurations by combining cubio bench systems with our wide range of accessories; including, backpanels, base shelves, drawer cabinets and hook and bin kits.

cubio
cabinetscubio
mobilecubio
cupboardscubio
benchescubio
accessories

perfo

CNC

verso
cabinetsverso
mobileverso
cupboardsverso
benchesverso
accessories

facilities

cases

seating

cubio | Benches Worktops

Beech



40mm beech block.

A high load bearing worktop with good surface resistance to water, oils, acids and chemicals, suitable for most benching applications.


Multiplex (Mpx)



40mm, resin bonded, layered hardwood beech ply with cross laminated construction.


A tough general duty worktop suitable for most applications.

Phenol



40mm top with hardwood core impregnated with phenol resin and edged in hardwood.

Lino




40mm overall with a 38mm particle board core and a 2mm grey linoleum surface and a durable plastic edgebanding.

An easy clean top with good surface resistance to water, oils, acids and chemicals.

Size (mm)	Beech	Multiplex	Phenol	Lino
	Order Ref.	Order Ref.	Order Ref.	Order Ref.
750 x 750	41201031.07V	41201031.08V	41201031.10V	41201031.15V
1500 x 750	41201033.07V	41201033.08V	41201033.10V	41201033.15V
2000 x 750	41201036.07V	41201036.08V	41201036.10V	41201036.15V
1500 x 900	41201065.07V	41201065.08V	41201065.10V	41201065.15V
2000 x 900	41201066.07V	41201066.08V	41201066.10V	41201066.15V



Laminate **Laminate / ESD Laminate**



40mm particle board core with grey lamininate surface and ABS antistatic edges.

An easy clean top with high abrasion and impact resistance and excellent surface resistance to boiling water, oils, weak acids and chemicals.




40mm particle board core with grey lamininate surface and ABS antistatic edges.

An easy clean top with high abrasion and impact resistance and excellent surface resistance to boiling water, oils, weak acids and chemicals.

This ESD versio has conductive core and surface with leakage values in accordance with IEC 61340.

Steel Clad



38mm particle board core with 1.2 mm galvanised steel cladding to surface, front and rear edges.

An extremely hard wearing, heavy duty surface for heavy engineering or hot components.

Stainless Clad



38mm particle board core with 1.2 mm stainless steel for the surface and all edges.

Size (mm)	Laminate	ESD Laminate	Steel Clad	Stainless Steel Clad
	Order Ref.	Order Ref.	Order Ref.	Order Ref.
750 x 750	41201031.02V	41201031.05V	41201031.14V	41201031.28V
1500 x 750	41201033.02V	41201033.05V	41201033.14V	41201033.28V
2000 x 750	41201036.02V	41201036.05V	41201036.14V	41201036.28V
1500 x 900	41201065.02V	41201065.05V	41201065.14V	41201065.28V
2000 x 900	41201066.02V	41201066.05V	41201066.14V	41201066.28V

- cupboards
- benches
- accessories
- perforated
- CNC
- versio cabinets
- versio mobile
- versio cupboards
- versio benches
- versio accessories
- facilities
- cases
- seating

cubio | Benches Framework Benches

Framework Benches

- Heavy duty, braced framework
- Up to 800kg U.D.L. capacity
- Fixed or adjustable working height
- Mobile models have 125mm diameter castors and 300kg U.D.L. capacity



Dividers



See page 104

Basic Bench



840mm High

Length	Depth	Mpx worktop	Lino worktop
		Order Ref.	Order Ref.
750	750	41003010.16V	41003012.16V
1500	750	41003082.16V	41003084.16V
1500	900	41004001.16V	41004021.16V
2000	750	41003178.16V	41003180.16V
2000	900	41004003.16V	41004023.16V



740 - 1140mm Adjustable Height

Length	Depth	Mpx worktop	Lino worktop
		Order Ref.	Order Ref.
750	750	41003046.16V	41003048.16V
1500	750	41003118.16V	41003120.16V
1500	900	41004125.16V	41004126.16V
2000	750	41003214.16V	41003216.16V
2000	900	41004127.16V	41004128.16V



Bench with Half Depth Shelf **Bench with Full Depth Shelf**



840mm High

840mm High

Length	Depth	Mpx worktop	Lino worktop
		Order Ref.	Order Ref.
1500	750	41003085.16V	41003087.16V
1500	900	41004017.16V	41004037.16V
2000	750	41003181.16V	41003183.16V
2000	900	41004019.16V	41004039.16V

Length	Depth	Mpx worktop	Lino worktop
		Order Ref.	Order Ref.
1500	750	41003503.16V	41003504.16V
1500	900	41004133.16V	41004134.16V
2000	750	41003505.16V	41003506.16V
2000	900	41004135.16V	41004136.16V

740 - 1140mm Adjustable Height

740 - 1140mm Adjustable Height



Length	Depth	Mpx worktop	Lino worktop
		Order Ref.	Order Ref.
1500	750	41003121.16V	41003123.16V
1500	900	41004129.16V	41004130.16V
2000	750	41003217.16V	41003219.16V
2000	900	41004131.16V	41004132.16V

Length	Depth	Mpx worktop	Lino worktop
		Order Ref.	Order Ref.
1500	750	41003507.16V	41003508.16V
1500	900	41004137.16V	41004138.16V
2000	750	41003509.16V	41003510.16V
2000	900	41004139.16V	41004140.16V

Standard:

Optional:

.16
RAL 7035 – light grey

.19
RAL 7016 – anthracite grey

- cupboards
- mobile
- cupboards
- benches
- accessories
- perfo
- CNC
- cupboards
- mobile
- cupboards
- benches
- accessories
- facilities
- cases
- seating

cubio | Benches Mobile Benches / Suspended Cabinets

Mobile Bench



840 - 1140mm Adjustable Height

Length	Depth	Mpx worktop	Lino worktop
		Order Ref.	Order Ref.
750	750	41003265.16V	41003267.16V
1500	750	41003283.16V	41003285.16V
1500	900	41004141.16V	41004142.16V
2000	750	41003292.16V	41003294.16V
2000	900	41004143.16V	41004144.16V



Suspended Cabinets for Framework Benches

On 1500mm and 2000mm wide benches 525mm, 650mm or 800mm wide cabinets may be used.

Maximum height of cabinets is 600mm for static and 400mm for mobile benches. 750mm deep benches may use either the 525mm deep or 650mm deep cabinets

900mm deep benches may use either the 650mm deep or 750mm deep cabinets.

To fix a cabinet to a framework bench a set of suspension channels is required. Choose the correct bench depth, the channels will fit both 650 and 750mm deep cabinets.



2000mm wide x 900mm deep lino worktop bench.
Shown with a 650mm wide x 650mm deep x 400mm high cabinet.



Suspension Channels



To Suit	Order Ref.
750 bench	41010026.16V
900 bench	41010093.16V

650mm Wide x 250mm / 400mm High Cabinets - For all framework benches



A



B



C

Model	Drawers (Qty x Front Height mm) / Cupboard (Height mm)	650mm Deep	750mm Deep
		Order Ref.	Order Ref.
A	1x 150	40019001.19V	40027092.19V
B	2x 150	40019005.19V	40027108.19V
C	3x 100	40019009.19V	40027096.19V

650mm Wide x 600mm High Cabinets - For static framework benches only



D



E



F

Model	Drawers (Qty x Front Height mm) / Cupboard (Height mm)	650mm Deep	750mm Deep
		Order Ref.	Order Ref.
D	500 door	40019118.19V	40027098.19V
	1x75, 425 door		
E	2x 75, 1x 150, 1x 200	40019015.19V	40027100.19V
F	2x 75, 2x 100, 1x 150	40019152.19V	40027102.19V

Housing:	Top, bottom and fronts:	Housing:	Top, bottom and fronts:
RAL 7035 – light grey	RAL 7016 – anthracite grey RAL 5010 – gentian blue RAL 7035 – light grey RAL 3004 – crimson red	RAL 7016 – anthracite grey	RAL 7016 – anthracite grey

- cupio cabinets
- cupio mobile
- cupio cupboards
- cupio benches
- cupio accessories
- perfo
- CNC
- verso cabinets
- verso mobile
- verso cupboards
- verso benches
- verso accessories
- facilities
- cases
- seating

cubio | Benches Benches with Suspended Cabinets

750mm x 750mm Workstands with Cabinets



A



B



C

Models shown with multiplex worktops.
The cabinets are from the 525mm wide x 650mm deep range. For divider options please see page 104

Model	Height	Cabinet W x D x H	Drawers	Mpx worktop	Lino worktop
				Order Ref.	Order Ref.
A	840	525 x 650 x 250	1x 150	41003521.19V	41003523.19V
B	840	525 x 650 x 400	3x 100	41003524.19V	41003526.19V
C	740 - 1140	525 x 650 x 250	1x 150	41003530.19V	41003532.19V
	740 - 1140	525 x 650 x 400	3x 100	41003533.19V	41003535.19V
Optional base shelf				41201048.16V	41201048.16V

Mobile 750mm x 750mm Workstands with Cabinets



D



E



Models shown with lino worktops.
The cabinets are from the 525mm wide x 650mm deep range. For divider options please see page 104

Model shown with multiplex worktop in the
.77 all anthracite grey option

Model	Height	Cabinet W x D x H	Drawers	Mpx worktop	Lino worktop
				Order Ref.	Order Ref.
D	840 - 1140	525 x 650 x 250	1x 150	41003271.19V	41003273.19V
E	840 - 1140	525 x 650 x 400	3x 100	41003527.19V	41003529.19V
Optional base shelf				41201048.16V	41201048.16V



1500 / 2000mm x 750mm Framework Benches with Cabinets



A

The cabinets are from the 650mm wide x 650mm deep range. For divider options please see page 104

Models shown with multiplex worktops.



B



C

Model	Width	Depth	Height	Cabinet W x D x H	Drawers	Mpx worktop	Lino worktop
						Order Ref.	Order Ref.
A	1500	750	840	650 x 650 x 400	1x 150	41003396.19V	41003397.19V
	2000	750	840	650 x 650 x 400	1x 150	41003399.19V	41003400.19V
B	1500	750	840	650 x 650 x 600	3x 100	41003402.19V	41003403.19V
	2000	750	840	650 x 650 x 600	3x 100	41003405.19V	41003406.19V
C	1500	750	840	650 x 650 x 600	2x 75, 1x 150, 1x 200	41003130.19V	41003132.19V
	2000	750	840	650 x 650 x 600	2x 75, 1x 150, 1x 200	41003226.19V	41003228.19V

Housing:

RAL 7035 – light grey

Top, bottom and fronts:

RAL 7016 – anthracite grey .19 RAL 5010 – gentian blue .11 RAL 7035 – light grey .16 RAL 3004 – crimson red .24

Housing:

RAL 7016 – anthracite grey

Top, bottom and fronts:

RAL 7016 – anthracite grey .77

- cupboards
- benches
- accessories
- perfo
- CNC
- versob
- mobile
- cupboards
- benches
- accessories
- facilities
- cases
- seating

cubio | Benches Pedestal Benches

Pedestal Benches

- Heavy duty cabinets and support legs
- Up to 1200kg U.D.L. capacity



Multiplex (mpx)

40mm, resin bonded, layered beech ply.
A tough worktop suitable for most applications.

Lino

40mm overall with a 38mm particle board core and a 2mm linoleum surface with a durable plastic edgebanding.
An easy clean, general duty top Ideal for office, assembly and storage areas.





840mm High Benches



5 drawer cabinet with 2x 100, 2x 150, 1x 200mm drawers. 650mm wide x 800mm high. 750mm deep benches feature a 650mm deep cabinet, 900mm deep benches use a 750mm deep model

6 drawer cabinet with 2x 75, 2x 100, 1x 150, 1x 200mm drawers. 650mm wide x 800mm high. 750mm deep benches feature a 650mm deep cabinet, 900mm deep benches use a 750mm deep model

Length	Depth	Mpx worktop	Lino worktop
		Order Ref.	Order Ref.
1500	750	41003133.19V	41003135.19V
2000	750	41003229.19V	41003231.19V
1500	900	41004109.19V	41004110.19V
2000	900	41004111.19V	41004112.19V

Length	Depth	Mpx worktop	Lino worktop
		Order Ref.	Order Ref.
1500	750	41003139.19V	41003141.19V
2000	750	41003235.19V	41003237.19V
1500	900	41004113.19V	41004114.19V
2000	900	41004115.19V	41004116.19V

940mm High Benches



6 drawer cabinet with 3x 100, 2x 150, 1x 200mm drawers. 650mm wide x 900mm high. 750mm deep benches feature a 650mm deep cabinet, 900mm deep benches use a 750mm deep model

7 drawer cabinet with 5x 100, 2x 150mm drawers. 650mm wide x 900mm high. 750mm deep benches feature a 650mm deep cabinet, 900mm deep benches use a 750mm deep model

Length	Depth	Mpx worktop	Lino worktop
		Order Ref.	Order Ref.
1500	750	41003492.19V	41003493.19V
2000	750	41003494.19V	41003495.19V
1500	900	41004117.19V	41004118.19V
2000	900	41004119.19V	41004120.19V

Length	Depth	Mpx worktop	Lino worktop
		Order Ref.	Order Ref.
1500	750	41003496.19V	41003497.19V
2000	750	41004121.19V	41004122.19V
1500	900	41003498.19V	41003499.19V
2000	900	41004123.19V	41004124.19V

Housing:

Top, bottom and fronts:

RAL 7035 – light grey
.19
.11
.16
.24

Housing:

Top, bottom and fronts:


.77
.77

- cupboards
- benches
- accessories
- perforated
- CNC
- cupboards
- mobile
- cupboards
- benches
- accessories
- facilities
- cases
- seating

cubio | Benches Storage Benches

Storage Benches

- Storage framework design allows easy cleaning beneath
- Half depth shelf models give knee space for seated work
- Up to 800kg U.D.L. capacity
- Integral cabinets with full extension 75kg U.D.L. capacity drawers
- Mobile models have 125mm castors and 300kg U.D.L. capacity



Multiplex (mpx)

40mm, resin bonded, layered beech ply. A tough worktop suitable for most applications.

Lino

40mm overall with a 38mm particle board core and a 2mm linoleum surface with a durable plastic edgebanding. An easy clean, general duty top ideal for office, assembly and storage areas.

Adjustable Height Leg Kit



Adjustable height leg set for use with all static storage benches.

Mounts to existing frame with supplied fixings offering height options in 25mm increments from 800 - 900mm or 900 - 1000mm.

Adjustable Leg Kit

Height (mm)	Order Ref.
840 - 940	41010003.16V
940 - 1040	41010004.16V



Dividers

See page 104

All models use the 650 x 650 cabinet dividers except 41002169 / 41002170 which use the 1300 x 650 cabinet dividers





750mm Wide x 750mm Deep x 840mm High



A



B



C

Model	Drawers / Cupboards	Mpx worktop	Lino worktop
		Order Ref.	Order Ref.
A	500 cupboard with adjustable shelf	41002004.19V	41002006.19V
B	1x 150 drawer, 1x 350 H cupboard	41002007.19V	41002009.19V
C	2x 150, 1x 200 drawers	41002010.19V	41002012.19V

1500mm Wide x 750mm Deep x 840mm High



D



E



F

Model shown with lino worktop in the .77 all anthracite grey option

Model	Drawers / Cupboards	Mpx worktop	Lino worktop
		Order Ref.	Order Ref.
D	500 cupboard with adjustable shelf, open section with 1/2 depth base shelf	41002034.19V	41002036.19V
E	1x 150 drawer, 1x 350 cupboard, open section with 1/2 depth base shelf	41002037.19V	41002039.19V
F	2x 150, 1x 200 drawers, open section with 1/2 depth base shelf	41002040.19V	41002042.19V

Housing:

RAL 7035 – light grey

Top, bottom and fronts:

RAL 7016 – anthracite grey .19 RAL 5010 – gentian blue .11 RAL 7035 – light grey .16 RAL 3004 – crimson red .24

Housing:

RAL 7016 – anthracite grey

Top, bottom and fronts:

RAL 7016 – anthracite grey .77

- cupio cabinets
- cupio mobile
- cupio cupboards
- cupio benches
- cupio accessories
- perfo
- CNC
- verso cabinets
- verso mobile
- verso cupboards
- verso benches
- verso accessories
- facilities
- cases
- seating

cubio | **Benches** Storage Benches

1500mm Wide x 750mm Deep x 840mm High



G



H



I



J



K



L



M



Model shown with lino worktop in the .77 all anthracite grey option

Model	Drawers / Cupboards	Mpx worktop	Lino worktop
		Order Ref.	Order Ref.
G	500 cupboard with adjustable shelf, open section with adjustable shelf	41002019.19V	41002021.19V
H	2x 150, 1x 200 drawers, open section with adjustable shelf	41002166.19V	41002167.19V
I	2x 500 cupboards each with adjustable shelves	41002022.19V	41002024.19V
J	2x 150 drawers, 2x 350 cupboards	41002028.19V	41002030.19V
K	2x 150, 1x 200 drawers, 500 cupboard with adjustable shelf	41002025.19V	41002027.19V
L	4x 150, 2x 200 drawers	41002031.19V	41002033.19V
M	2x 150, 1x 200 full width drawers	41002169.19V	41002170.19V



2000mm Wide x 750mm Deep x 840mm High



N



O



P



Q



R



S



T



U

Model	Drawers / Cupboards	Mpx worktop	Lino worktop
		Order Ref.	Order Ref.
N	2x 500 cupboards each with adjustable shelf, open section with shelf	41002049.19V	41002051.19V
O	2x 150 drawers, 2x 350 cupboards, open section with adjustable shelf	41002052.19V	41002054.19V
P	2x 150, 1x 200 drawers, 1x 500 cupboard, open section with 1/2 depth base shelf	41002070.19V	41002072.19V
Q	3x 150, 1x 200 drawers, 1x 350 cupboard, open section with adjustable shelf	41002058.19V	41002060.19V
R	2x 150, 2x 350 cupboards, open section with 1/2 depth base shelf	41002067.19V	41002069.19V
S	4x 150, 2x 200 drawers, open section with 1/2 depth base shelf	41002073.19V	41002075.19V
T	2x 500 cupboards each with adjustable shelf, 2x 150, 1x 200 drawers	41002055.19V	41002057.19V
U	4x 150, 1x 200 drawers, 2x 350 cupboard	41002064.19V	41002066.19V

Housing:



RAL 7035 - light grey

Top, bottom and fronts:



RAL 7016 - anthracite grey

RAL 5010 - gentian blue

RAL 7035 - light grey

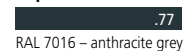
RAL 3004 - crimson red

Housing:



RAL 7016 - anthracite grey

Top, bottom and fronts:



RAL 7016 - anthracite grey

- cupio cabinets
- cupio mobile
- cupio cupboards
- cupio benches
- cupio accessories
- perfo
- CNC
- verso cabinets
- verso mobile
- verso cupboards
- verso benches
- verso accessories
- facilities
- cases
- seating

cubio | Benches Mobile Storage Benches

750mm Wide x 750mm Deep x 840mm High



A



B



C

Model	Drawers / Cupboards	Mpx Worktop	Lino Worktop
		Order Ref.	Order Ref.
A	500 cupboard with adjustable shelf	41002085.19V	41002087.19V
B	1x 150 drawer, 1x 350 H cupboard	41002088.19V	41002090.19V
C	2x 150, 1x 200 drawers	41002091.19V	41002093.19V

1500mm Wide x 750mm Deep x 840mm High



D



E



F



G



H



I

Model	Drawers / Cupboards	Mpx Worktop	Lino Worktop
		Order Ref.	Order Ref.
D	500 cupboard with adjustable shelf, open section with adjustable shelf	41002094.19V	41002096.19V
E	2x 150, 1x 200 drawers, open section with 1/2 depth base shelf	41002115.19V	41002117.19V
F	2x 500 cupboards each with adjustable shelves	41002097.19V	41002099.19V
G	2x 150 drawers, 2x 350 cupboards	41002103.19V	41002105.19V
H	2x 150, 1x 200 drawers, 500 cupboard with adjustable shelf	41002100.19V	41002102.19V
I	4x 150, 2x 200 drawers	41002106.19V	41002108.19V



2000mm Wide x 750mm Deep x 840mm High



Model	Drawers / Cupboards	Mpx Worktop	Lino Worktop
		Order Ref.	Order Ref.
J	2x 500 cupboards each with adjustable shelf, open section with full depth base	41002118.19V	41002120.19V
K	2x 150 drawers, 2x 350 cupboards, open section with adjustable shelf	41002121.19V	41002123.19V
L	3x 150, 1x 200 drawers, 1x 350 cupboard, open section with adjustable shelf	41002127.19V	41002129.19V
M	4x 150, 2x 200 drawers, open section with adjustable shelf	41002130.19V	41002132.19V
N	2x 150, 1x 200 drawers, 2x 500 cupboards each with adjustable shelf	41002124.19V	41002126.19V
O	4x 150, 1x 200 drawers, 2x 350 cupboards	41002133.19V	41002135.19V

Housing: RAL 7035 – light grey **Top, bottom and fronts:** RAL 7016 – anthracite grey .19, RAL 5010 – gentian blue .11, RAL 7035 – light grey .16, RAL 3004 – crimson red .24 **Housing:** RAL 7016 – anthracite grey **Top, bottom and fronts:** RAL 7016 – anthracite grey .77

- cubio cabinets
- cubio mobile
- cubio cupboards
- cubio benches
- cubio accessories
- perfo
- CNC
- verso cabinets
- verso mobile
- verso cupboards
- verso benches
- verso accessories
- facilities
- cases
- seating

cubio | Benches Rear Back Frame System

Rear Back Frame System





- cupio cabinets
- cupio mobile
- cupio cupboards
- cupio benches
- cupio accessories
- perfo
- CNC
- verso cabinets
- verso mobile
- verso cupboards
- verso benches
- verso accessories
- facilities
- cases
- seating

One workstation, endless possibilities

With demanding lead times in today's competitive environment, we understand that many businesses are looking to deliver both flexibility and efficiency into their manual assembly processes. Whether for precision engineering or high-value electronics manufacture, introducing LEAN principles can be key to driving efficiencies.


- Solutions to eliminate non-value adding and wasteful activities
- Tailored to suit your unique operational objectives and applications
- Designed to create comfortable, efficient workplaces with effective manual assembly processes
- Adaptable and flexible with endless possibilities

Choose an ergonomic workstation from bott, for staff welfare, efficiency and productivity.

cubio | Benches Rear Back Frame System Kits

1500mm Complete Rear Framework Kits for cubio Benches

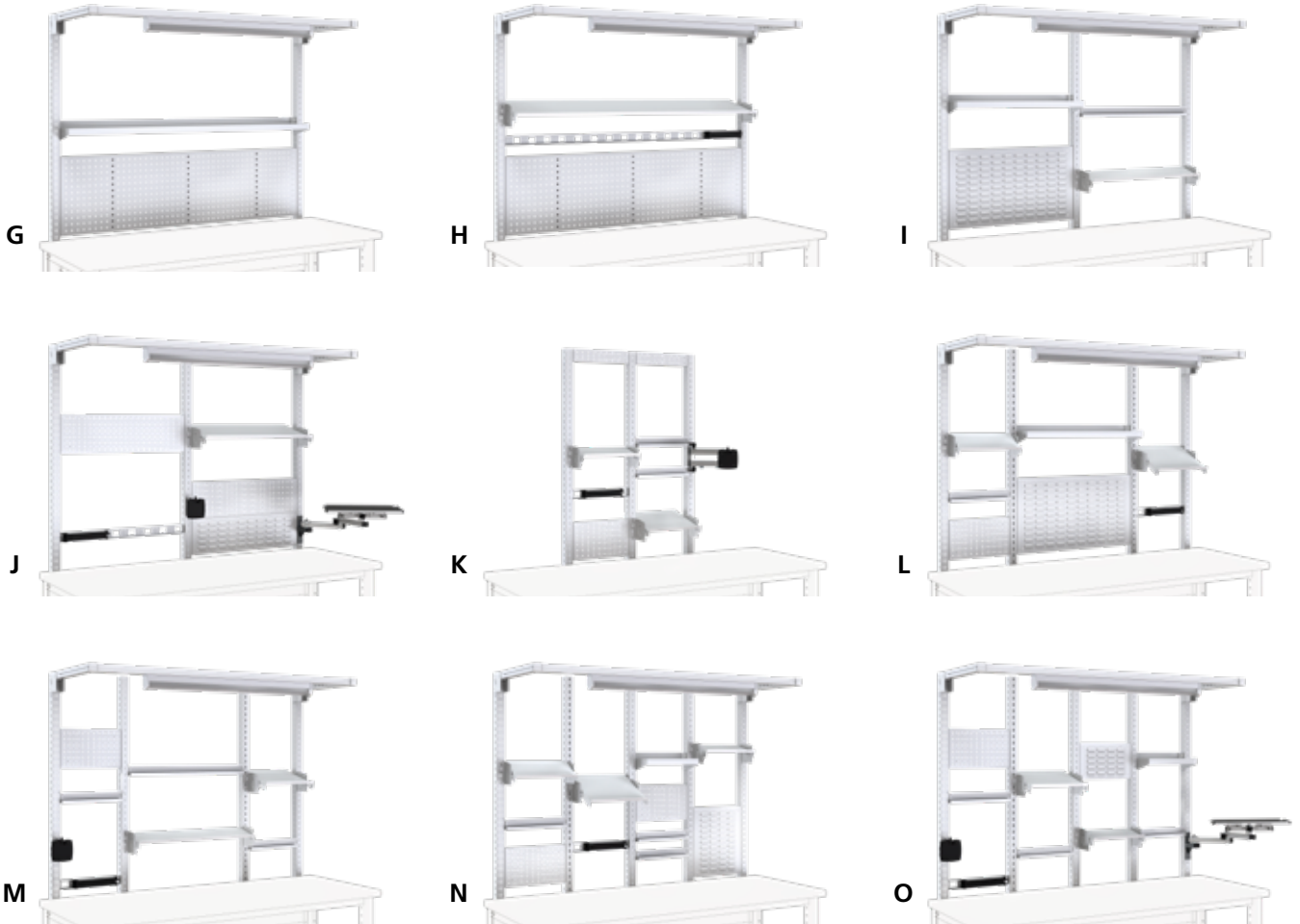
- Create an ergonomic workstation
- Models available to suit framework or storage style workbenches
- Rear sections may be 450, 900, 1350 or 1800mm wide and can be configured in any combination up to the width of the bench
- Accessories available in 450, 900, 1350 or 1800mm widths
- Short uprights are suitable for a 2x 240mm or a 480mm high panel and a fixed shelf
- Choose from complete kits or build your own
- Supplied in RAL7035 light grey



Model	Light	perfo Panel	Louvre Panel	Fixed Shelf	Adjustable Shelf	Power Rail	Power Sockets	Bin Rail	Swivel Tray	Monitor holder	Framework Order Ref.	Storage Order Ref.
A	Yes	1x 1300W x 480H		1x 1300W x 200D							41010183.16	41010258.16
B	Yes	1x 1300W x 480H			1x 1300W x 350D	1x 1300W	4x			1x swivel	41010184.16	41010259.16
	No	1x 900W x 240H	1x 900W x 240H		1x 900W x 350D				1x		41010185.16	41010260.16
C	Yes	1x 450W x 240H	1x 900W x 240H	1x 900W x 200D	1x 450W x 200D			1x 450W			41010186.16	41010261.16
D	Yes	1x 900W x 240H 1x 450W x 240H	1x 900W x 240H		1x 900W x 350D	1x 450W	4x	1x 450W	1x	1x fixed	41010187.16	41010262.16
E	Yes	2x 450W x 240H		1x 450W x 200D	1x 450W x 200D 1x 450W x 350D	1x 450W	4x	3x 450W			41010188.16	41010263.16
F	Yes	1x 450W x 240H		1x 450W x 200D	1x 450W x 350D	1x 450W	4x	3x 450W	1x	1x fixed	41010189.16	41010264.16



2000mm Complete Rear Framework Kits for cubio Benches



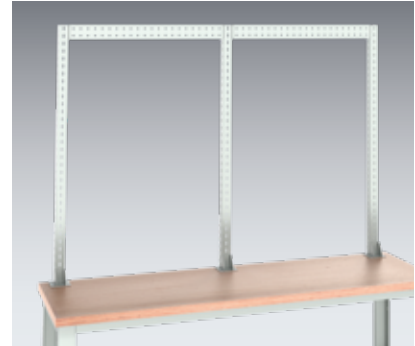
Model	Light	perfo Panel	Louvre Panel	Fixed Shelf	Adjustable Shelf	Power Rail	Power Sockets	Bin Rail	Swivel Tray	Monitor holder	Framework Order Ref.	Storage Order Ref.
G	Yes	1x 1800W x 480H		1x 1800W x 200D							41010193.16	41010265.16
H	Yes	1x 1800W x 480H			1x 1800W x 350D	1x 1800W	6x				41010194.16	41010266.16
I	Yes		1x 450W x 480H	1x 450W x 200D	1x 450W x 200D			1x 450W			41010195.16	41010267.16
J	Yes	2x 450W x 240H	1x 450W x 240H		1x 450W x 350D	1x 450W	4x		1x	1x fixed	41010196.16	41010268.16
K	No	1x 450W x 240H			1x 450W x 200D 1x 450W x 350D	1x 450W	4x	2x 450W		1x swivel	41010197.16	41010269.16
L	Yes	1x 450W x 240H	1x 900W x 480H	1x 450W x 200D	1x 450W x 200D 1x 450W x 350D	1x 450W	4x	3x 450W			41010198.16	41010270.16
M	Yes	1x 450W x 240H			1x 450W x 350D 1x 900W x 200D	1x 450W	4x	2x 450W 1x 900W		1x fixed	41010199.16	41010271.16
N	Yes	2x 450W x 240H	1x 450W x 480H	1x 450W x 200D	2x 450W x 200D	1x 450W	4x	3x 450W			41010200.16	41010272.16
O	Yes	1x 450W x 240H	1x 450W x 240H	1x 450W x 200D	1x 450W x 200D 1x 450W x 350D	1x 450W	4x	3x 450W	1x	1x fixed	41010201.16	41010273.16

- cubio cabinets
- cubio mobile
- cubio cupboards
- cubio benches
- cubio accessories
- perfo
- CNC
- verso cabinets
- verso mobile
- cupboards
- benches
- accessories
- facilities
- cases
- seating

cubio | Benches Rear Back Frame System Components

Half Back Frames


- Create an ergonomic workstation
- Suitable for all bench styles
- Fits directly to the worktop
- Rear sections are 900, 1350 or 1800mm wide to suit accessories
- Add accessories from page 98 - 99 to the basic frames
- Supplied in RAL7035 light grey




Width (mm)	Accessory width (mm)	Order Ref.
950	1x 900	41010205.16
1400	1x 1350	41010208.16

Width (mm)	Accessory width (mm)	Order Ref.
1850	2x 900	41010212.16
1850	1x 1800	41010213.16


Rear Framework System



Item	1500 Bench	2000 Bench
	Order Ref.	Order Ref.
Twin upright set for cubio framework bench	41010150.16	41010151.16
Triple upright set for cubio framework bench	41010152.16	41010153.16
Twin upright set for cubio storage bench	41010154.16	41010155.16
Triple upright set for cubio storage bench	41010156.16	41010157.16
Additional Upright	41010162.16	41010162.16
Twin short upright set for cubio framework bench	41010234.16	41010235.16
Triple short upright set for cubio framework bench	41010236.16	41010237.16
Twin short upright set for cubio storage bench	41010238.16	41010239.16
Triple short upright set for cubio storage bench	41010240.16	41010241.16
Additional short Upright	41010246.16	41010246.16



240mm high perfo panel



480mm high louvre panel



Adjustable shelf


Item	450mm Wide	900mm Wide	1350mm Wide	1800mm Wide
	Order Ref.	Order Ref.	Order Ref.	Order Ref.
perfo panel 240mm high	14025340.16	14025341.16	14025342.16	14025343.16
perfo panel 480mm high	14025344.16	14025345.16	14025346.16	14025347.16
Louvre panel 240mm high	14025360.16	14025361.16	14025362.16	14025363.16
Louvre panel 480mm high	14025364.16	14025365.16	14025366.16	14025367.16
Fixed shelf 200mm deep	41010166.16	41010167.16	41010168.16	41010169.16
Adjustable shelf 200mm deep	41010170.16	41010171.16	41010172.16	41010173.16
Adjustable shelf 350mm deep	41010174.16	41010175.16	41010176.16	41010177.16
Bin rail	41011014.16	41011015.16	41011016.16	/




Rear Framework Accessories



LED light and support frame



Power rail



Power rail shown with socket outlet strip with FR sockets & switch

Item	450mm Wide	900mm Wide	1350mm Wide	1800mm Wide
	Order Ref.	Order Ref.	Order Ref.	Order Ref.
LED light with support frame	/	41010163.16*	41010164.16	41010165.16
Top brace (for use instead of light)	41011132.16	41011104.16	41011105.16	41011193.16
Power rail	41011250.16	41011251.16	41011252.16	41011253.16
Vertical power rail bracket				41011254.16
Socket outlet strip with 4 x U.K. sockets & on/off switch				51001128
Socket outlet strip with 6 x U.K. sockets & on/off switch				51001129

Choose the correct length / type power rail and then add socket outlet strips to suit your requirements. The overhead lights are supplied with a 3m cable and U.K plug. Socket outlet strips are supplied with a 1.8m U.K. plug. Please ensure all necessary regulations are adhered to for your application. * - Note the LED light is wider than the 900mm wide frame.




Monitor bracket



Monitor bracket & arm



Swivel arm & tray



Service duct

Item	Order Ref.
Monitor bracket (VESA 75/100)	41011086
Monitor arm & bracket (VESA 75/100)	41011087
Swivel arm & tray	41011061.20
Service duct with 4 x UK sockets and 3m cable & UK plug (1500mm)	11042235
Service duct with 4 x UK sockets and 3m cable & UK plug (2000mm)	11042236

- cupboards
- benches
- accessories
- perfo
- CNC
- versob
- mobile
- cupboards
- benches
- accessories
- facilities
- cases
- seating

cubio | Benches Stepless Height Adjustable Benches

Stepless Height Adjustable Benches

- Stepless height adjustment to rapidly achieve perfect working height
- Height range 840mm to 1140mm
- Hydraulic lift mechanism with manual hand crank or electronic activation
- Suitable for use with a 400mm or 250mm high cubio suspended cabinet
- 40mm Multiplex or lino worktop
- Maximum U.D.L capacity 200kg
- Supplied assembled



Type	Length (mm)	Depth (mm)	Worktop	Order Ref.
Manual	1500	750	Mpx	41003574.16
Manual	1500	750	Lino	41003575.16
Manual	2000	750	Mpx	41003572.16
Manual	2000	750	Lino	41003573.16
Electric	1500	750	Mpx	41003566.16
Electric	1500	750	Lino	41003567.16
Electric	2000	750	Mpx	41003564.16
Electric	2000	750	Lino	41003565.16



cubio | **Benches** **avero** Benches

avero

bott avero brings the bott standard of quality and value to the assembly and production line workspace.

From individual workstations to full factory workflows avero has the solution. Onsite consultation, 3D visual simulation and installation services are all part of the system.

Please ask for a catalogue or more information



cubio
cabinets

cubio
mobile

cubio
cupboards

cubio
benches

cubio
accessories

perfo

CNC

verso
cabinets

verso
mobile

verso
cupboards

verso
benches

verso
accessories

facilities

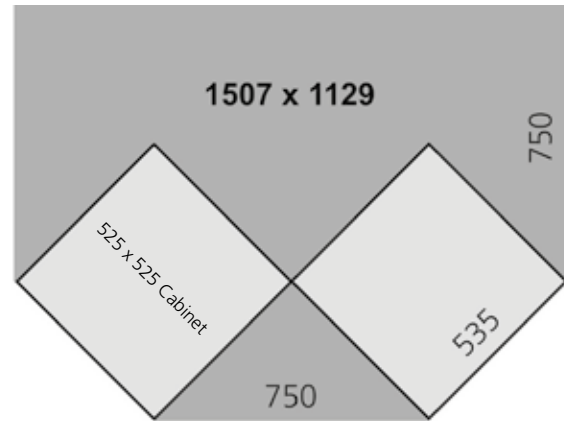
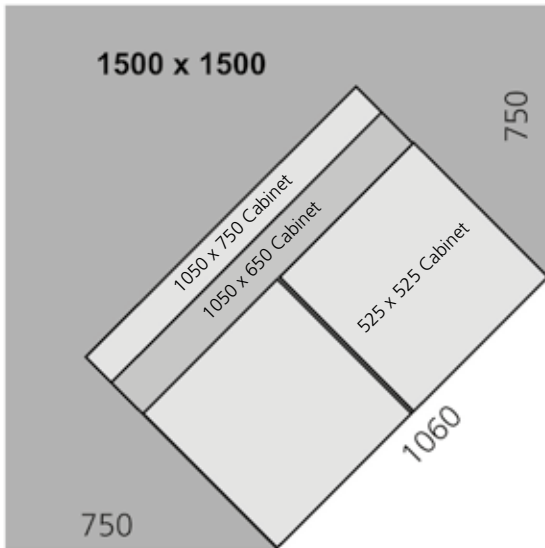
cases

seating

cubio | Benches Bench Components

Custom Worktops

Corner and 'T' shape worktops for use in custom installations. The 750mm sections integrate with the standard worktops and the corner sections allow 1050mm wide or 525mm square cabinets to sit underneath. As well as cabinets, the worktops can be supported by the cubio endframes and support brackets.




Type	Overall Size (mm)	Mpx top	Lino top
		Order Ref.	Order Ref.
Corner	1500 x 1500 x 40	41201067.08V	41201067.15V
'T'	1507 x 1129 x 40	41201068.08V	41201068.15V





Worktop Support Brackets



Steel joining plates and wall supports for use with extended worktop runs and custom installation. RAL7035 grey finish.

Type	Size (mm)	Order Ref.
Wall support	500 x 75	11204025.16
Wall support	750 x 75	11204026.16
Joining plate	250 x 100	11204021.16
Joining plate	250 x 200	11204022.16
Joining plate	500 x 100	11204023.16
Joining plate	500 x 200	11204024.16

Endframes, Cross Brace Stringer Sets & Base Shelves



Robust steel endframes in fixed, adjustable height and mobile versions. Use on their own for pedestal applications or with the horizontal stringer sets to create a full framework.

The electrical supply leg incorporates a single 240V 3 pin U.K. socket into the front upright.

Stringer sets are available for use with 1500 and 2000mm long tops and consist of two top and one base cross members and two rear corner braces.

Base shelves are used with stringer sets and are available in full and half depth versions.





Item	Depth x Height (mm)	Order Ref.
Static Leg	650 x 800	41401001.16V
Static Leg	650 x 900	41401002.16V
Static Leg	800 x 800	41401017.16V
Adjustable Leg	650 x 700 - 1100	41401005.16V
Adjustable Leg	800 x 700 - 1100	41401006.16V
Mobile Leg	650 x 800 - 1100	41401009.16V
Mobile Leg	800 x 800 - 1100	41401010.16V
Stringer set	For all 1500mm long benches	41010020.16V
Stringer set	For all 2000mm long benches	41010022.16V
Full Depth Shelf	For 1500 x 750mm benches	41201049.16V
Full Depth Shelf	For 2000 x 750mm benches	41201055.16V
Full Depth Shelf	For 1500 x 900mm benches	41201053.16V
Full Depth Shelf	For 2000 x 900mm benches	41201059.16V
Half Depth Shelf	For 1500 x 750mm benches	41201050.16V
Half Depth Shelf	For 2000 x 750mm benches	41201056.16V
Half Depth Shelf	For 1500 x 900mm benches	41201054.16V
Half Depth Shelf	For 2000 x 900mm benches	41201060.16V

Standard: .16 RAL 7035 – light grey
Optional: (For use with .77 models) .19 RAL 7016 – anthracite grey

- cupboards
- mobile
- cupboards
- benches
- accessories
- perfo
- CNC
- cupboards
- mobile
- cupboards
- benches
- accessories
- facilities
- cases
- seating

cubio - Accessories





Comprehensive Range

We offer a wide range of accessories for cubio cabinets, mobile, cupboards and benches; allowing you to individually configure to your specific needs.

Drawer Divider Kits

Small parts can be efficiently organised with trough blocks, plastic boxes, inlay mats and adjustable metal dividers. Supplied as simple pre-designed kits, or custom layouts can be created upon request.

Internal Options

To create a fully functioning cubio cupboard, choose from a selection of internal fittings, including; perfo and louvre backpanels, hanging rails, base decks, drawer kits, shelves and worktops.

External Options

40mm thick Multiplex or Lino worktops are available for all cubio cabinets and cupboards, as well as top tray options. Optional fork lift bases make light work of moving heavy cupboards and enclosed fixed height base kits are also available.

cubio
cabinetscubio
mobilecubio
cupboardscubio
benchescubio
accessories

perfo

CNC

verso
cabinetsverso
mobileverso
cupboardsverso
benchesverso
accessories

facilities

cases

seating

cubio | Accessories Dividers

Adjustable Metal Dividers

Galvanised metal dividers in a wide range of sizes to suit all cabinets

All parts are readily adjustable in position allowing individual layouts to be easily created and amended as requirements change.

Supplied as pre-designed kits for ease of choice. Custom layouts can be created, please ask for details.



Plastic Boxes

Tough plastic divider boxes in a wide range of sizes and heights.

All are easily removed to allow use elsewhere and easy amendment of layout.

Labelling kit available.

Supplied as pre-designed kits for ease of choice. Custom layouts can be created, please ask for details.



Plastic Troughs

Tough plastic trough sections in two, three or four channel types.

All are sub dividable and may be removed to allow easy amendment of layout.

Supplied as pre-designed kits for ease of choice. Custom layouts can be created, please ask for details.






cubio | Accessories Inlay Mats

Inlay Mats

Quality foam matting for the drawer base.

Provides a softer, safer base for expensive or delicate items and can reduce noise especially in mobile applications.

May be used in conjunction with the metal dividers.



Cupboard		Order Ref.
Width	Depth	
525	525	41301003
525	650	41301005
650	525	41301005
650	650	41301006
650	750	41301007
800	525	41301008
800	650	41301009
800	750	41301010

Cupboard		Order Ref.
Width	Depth	
1050	525	41301011
1050	650	41301012
1050	750	41301013
1300	525	41301014
1300	650	41301015
1300	750	41301016



- cubio cabinets
- cubio mobile
- cubio cupboards
- cubio benches
- cubio accessories
- perfo
- CNC
- verso cabinets
- verso mobile
- verso cupboards
- verso benches
- verso accessories
- facilities
- cases
- seating

cubio | **Dividers** 525 Wide x 525 Deep Cabinet / Cupboard (400 x 400 internal)

525mm Wide x 525mm Deep Metal Dividers



Model	Total Compartments	Qty of Compartments			75mm Drawer	100 / 125mm Drawer	150mm+ Drawer
		125	150	250	Order Ref.	Order Ref.	Order Ref.
A	6		3	3	43020622.51	43020624.51	43020626.51
B	8	5	3		43020623.51	43020625.51	43020627.51
C	10	7	3		43020711.51	43020712.51	43020713.51

525mm Wide x 525mm Deep Plastic Boxes



Model	Qty of Boxes	Quantity of Boxes							75mm Drawer	100mm+ Drawer
		50 x 50	50 x 75	75 x 75	75 x 150	100 x 150	150 x 150	300 x 150	Order Ref.	Order Ref.
D	10	4				4		2	/	43020750
E	15	4	4			3	4		43020792	43020751
F	24	4	16				4		43020793	43020752

525mm Wide x 525mm Deep Plastic Troughs



Model	Total Compartments	Qty of Troughs			Trough Dividers			75mm+ Drawer
		70	45	33	70	45	33	Order Ref.
G	15	2	3		4	6		43020004
H	21		3	4		6	8	43020005
I	18		6			12		43020006



cubio | Dividers 525 Wide x 650 Deep Cabinet / Cupboard (400 x 525 internal)

525mm Wide x 650mm Deep Metal Dividers



Model	Total Compartments	Qty of Compartments			75mm Drawer	100 / 125mm Drawer	150mm+ Drawer
		125	150	250	Order Ref.	Order Ref.	Order Ref.
A	6		3	3	43020628.51	43020630.51	43020632.51
B	8	5	3		43020629.51	43020631.51	43020633.51
C	10	7	3		43020714.51	43020715.51	43020716.51

525mm Wide x 650mm Deep Plastic Boxes



Model	Qty of Boxes	Quantity of Boxes							75mm Drawer	100mm+ Drawer
		50 x 50	50 x 75	75 x 75	75 x 150	100 x 150	150 x 150	300 x 150	Order Ref.	Order Ref.
D	10		2		2	3		3	/	43020753
E	14		2	2	1	3	6		43020794	43020754
F	24		14	4			6		43020795	43020755

525mm Wide x 650mm Deep Plastic Troughs



Model	Total Compartments	Qty of Troughs			Trough Dividers			75mm+ Drawer
		70	45	33	70	45	33	Order Ref.
G	20	2	3		6	9		43020019
H	28		3	4		9	12	43020020
I	24		6			18		43020021

- cubio cabinets
- cubio mobile
- cubio cupboards
- cubio benches
- cubio accessories
- perfo
- CNC
- verso cabinets
- verso mobile
- verso cupboards
- verso benches
- verso accessories
- facilities
- cases
- seating

cubio | **Dividers** 650 Wide x 525 Deep Cabinet / Cupboard (525 x 400 internal)

650mm Wide x 525mm Deep Metal Dividers



Model	Total Compartments	Qty of Compartments			75mm Drawer	100 / 125mm Drawer	150mm+ Drawer
		125	150	250	Order Ref.	Order Ref.	Order Ref.
A	7	3	2	2	43020717.51	43020718.51	43020719.51
B	8	2	3	3	43020634.51	43020636.51	43020638.51
C	9	6	3		43020635.51	43020637.51	43020639.51

650mm Wide x 525mm Deep Plastic Boxes



Model	Qty of Boxes	Quantity of Boxes							75mm Drawer	100mm+ Drawer
		50 x 50	50 x 75	75 x 75	75 x 150	100 x 150	150 x 150	300 x 150	Order Ref.	Order Ref.
D	10		2		2	3		3	/	43020756
E	14		2	2	1	3	6		43020796	43020757
F	24		14	4			6		43020797	43020758

650mm Wide x 525mm Deep Plastic Troughs




Model	Total Compartments	Qty of Troughs			Trough Dividers			75mm+ Drawer
		70	45	33	70	45	33	Order Ref.
G	27	2	3	4	4	6	8	43020007
H	24	2	6		4	12		43020008
I	33		3	8		6	16	43020009




cubio | **Dividers** 650 Wide x 650 Deep Cabinet / Cupboard (525 x 525 internal)

650mm Wide x 650mm Deep Metal Dividers



Model	Total Compartments	Qty of Compartments			75mm Drawer	100 / 125mm Drawer	150mm+ Drawer
		125	150	250	Order Ref.	Order Ref.	Order Ref.
A	9	6	3		43020641.51	43020643.51	43020645.51
B	10	4	3	3	43020640.51	43020642.51	43020644.51
C	12	4	4	4	43020720.51	43020721.51	43020722.51

650mm Wide x 650mm Deep Plastic Boxes



Model	Qty of Boxes	Quantity of Boxes							75mm Drawer	100mm+ Drawer	
		50 x 50	50 x 75	75 x 75	75 x 150	100 x 150	150 x 150	300 x 150	Order Ref.	Order Ref.	
D	13			1	6			3	3	/	43020759
E	18			5	4			9		43020798	43020760
F	22			13				9		43020799	43020761

650mm Wide x 650mm Deep Plastic Troughs




Model	Total Compartments	Qty of Troughs			Trough Dividers			75mm+ Drawer
		70	45	33	70	45	33	Order Ref.
G	36	2	3	4	6	9	12	43020022
H	32	2	6		6	18		43020023
I	44		3	8		9	24	43020024

- cubio cabinets
- cubio mobile
- cubio cupboards
- cubio benches
- cubio accessories
- perfo
- CNC
- verso cabinets
- verso mobile
- verso cupboards
- verso benches
- verso accessories
- facilities
- cases
- seating


cubio | Dividers 650 Wide x 750 Deep Cabinet / Cupboard (525 x 625 internal)

650mm Wide x 750mm Deep Metal Dividers



Model	Total Compartments	Qty of Compartments			75mm Drawer	100 / 125mm Drawer	150mm+ Drawer
		125	150	250	Order Ref.	Order Ref.	Order Ref.
A	9	6	3		43020647.51	43020649.51	43020651.51
B	10	4	3	3	43020646.51	43020648.51	43020650.51
C	15	11	4		43020723.51	43020724.51	43020725.51

650mm Wide x 750mm Deep Plastic Boxes



Model	Qty of Boxes	Quantity of Boxes							75mm Drawer	100mm+ Drawer
		50 x 50	50 x 75	75 x 75	75 x 150	100 x 150	150 x 150	300 x 150	Order Ref.	Order Ref.
D	18		2	1	6	3	3	3	/	43020762
E	22		2	3	5	3	9		43020800	43020763
F	33		14	7	3		9		43020801	43020764

650mm Wide x 750mm Deep Plastic Troughs



Model	Total Compartments	Qty of Troughs			Trough Dividers			75mm+ Drawer
		70	45	33	70	45	33	Order Ref.
G	45	2	3	4	8	12	16	43020037
H	40	2	6		8	24		43020038
I	55		3	8		12	32	43020039



cubio | **Dividers** 800 Wide x 525 Deep Cabinet / Cupboard (675 x 400 internal)

cubio
cabinets

cubio
mobile

cubio
cupboards

cubio
benches

cubio
accessories

perfo

CNC

verso
cabinets

verso
mobile

verso
cupboards

verso
benches

verso
accessories

facilities

cases

seating

800mm Wide x 525mm Deep Metal Dividers



A



B



C

Model	Total Compartments	Qty of Compartments			75mm Drawer	100 / 125mm Drawer	150mm+ Drawer
		125	150	250	Order Ref.	Order Ref.	Order Ref.
A	7	1	4	2	43020726.51	43020727.51	43020728.51
B	11	4	4	3	43020652.51	43020654.51	43020656.51
C	15	9	6		43020653.51	43020655.51	43020657.51

800mm Wide x 525mm Deep Plastic Boxes



D



E



F

Model	Qty of Boxes	Quantity of Boxes							75mm Drawer	100mm+ Drawer
		50 x 50	50 x 75	75 x 75	75 x 150	100 x 150	150 x 150	300 x 150	Order Ref.	Order Ref.
D	12		2		2	4		4	/	43020765
E	17		2	2	1	4	8		43020802	43020766
F	30		18	4			8		43020803	43020767

800mm Wide x 525mm Deep Plastic Troughs



G



H



I

Model	Total Compartments	Qty of Troughs			Trough Dividers			75mm+ Drawer
		70	45	33	70	45	33	Order Ref.
G	36	2	6	4	4	12	8	43020010
H	30	4	6		8	12		43020011
I	42		6	8		12	16	43020012

cubio | **Dividers** 800 Wide x 650 Deep Cabinet / Cupboard (675 x 525 internal)

800mm Wide x 650mm Deep Metal Dividers



Model	Total Compartments	Qty of Compartments			75mm Drawer	100 / 125mm Drawer	150mm+ Drawer
		125	150	250	Order Ref.	Order Ref.	Order Ref.
A	7	1	4	2	43020729.51	43020730.51	43020731.51
B	11	4	4	3	43020658.51	43020660.51	43020662.51
C	15	9	6		43020659.51	43020661.51	43020663.51

800mm Wide x 650mm Deep Plastic Boxes



Model	Qty of Boxes	Quantity of Boxes							75mm Drawer	100mm+ Drawer
		50 x 50	50 x 75	75 x 75	75 x 150	100 x 150	150 x 150	300 x 150	Order Ref.	Order Ref.
D	16			1	7		4	4	/	43020768
E	21			3	6		12		43020804	43020769
F	27			15			12		43020805	43020770

800mm Wide x 650mm Deep Plastic Troughs



Model	Total Compartments	Qty of Troughs			Trough Dividers			75mm+ Drawer
		70	45	33	70	45	33	Order Ref.
G	48	2	6	4	6	18	12	43020025
H	40	4	6		12	18		43020026
I	56		6	8		18	24	43020027



cubio | Dividers 800 Wide x 750 Deep Cabinet / Cupboard (675 x 625 internal)

800mm Wide x 750mm Deep Metal Dividers



Model	Total Compartments	Qty of Compartments			75mm Drawer	100 / 125mm Drawer	150mm+ Drawer
		125	150	250	Order Ref.	Order Ref.	Order Ref.
A	11	4	4	3	43020664.51	43020666.51	43020668.51
B	15	9	6		43020665.51	43020667.51	43020669.51
C	22	14	8		43020732.51	43020733.51	43020734.51

800mm Wide x 750mm Deep Plastic Boxes



Model	Qty of Boxes	Quantity of Boxes							75mm Drawer	100mm+ Drawer
		50 x 50	50 x 75	75 x 75	75 x 150	100 x 150	150 x 150	300 x 150	Order Ref.	Order Ref.
D	20		2	1	7	4		6	/	43020771
E	27		2	3	6	4	12		43020806	43020772
F	41		18	7	4		12		43020807	43020773

800mm Wide x 750mm Deep Plastic Troughs



Model	Total Compartments	Qty of Troughs			Trough Dividers			75mm+ Drawer
		70	45	33	70	45	33	Order Ref.
G	60	2	6	4	8	24	16	43020040
H	50	4	6		16	24		43020041
I	70		6	8		24	32	43020042

- cubio cabinets
- cubio mobile
- cubio cupboards
- cubio benches
- cubio accessories
- perfo
- CNC
- verso cabinets
- verso mobile
- verso cupboards
- verso benches
- verso accessories
- facilities
- cases
- seating

cubio | Dividers 1050 Wide x 650 Deep Cabinet / Cupboard (925 x 525 internal)

1050mm Wide x 650mm Deep Metal Dividers



A



B



C

Model	Total Compartments	Qty of Compartments			75mm Drawer	100 / 125mm Drawer	150mm+ Drawer
		125	150	250	Order Ref.	Order Ref.	Order Ref.
A	10	2	4	4	43020735.51	43020736.51	43020737.51
B	13	6	4	3	43020676.51	43020678.51	43020680.51
C	16	4	6	6	43020677.51	43020679.51	43020681.51

1050mm Wide x 650mm Deep Plastic Boxes



D




E



F

Model	Qty of Boxes	Quantity of Boxes							75mm Drawer	100mm+ Drawer
		50 x 50	50 x 75	75 x 75	75 x 150	100 x 150	150 x 150	300 x 150	Order Ref.	Order Ref.
D	24		2	1	8	3	5	5	/	43020774
E	29		2	1	8	3	15		43020808	43020775
F	43		14	11	3		15		43020809	43020776

1050mm Wide x 650mm Deep Plastic Troughs



G



H



I

Model	Total Compartments	Qty of Troughs			Trough Dividers			75mm+ Drawer
		70	45	33	70	45	33	Order Ref.
G	72	4	6	8	12	18	24	43020028
H	64	6	6	4	18	18	12	43020029
I	84		9	12		27	36	43020030



cubio | Dividers 1050 Wide x 750 Deep Cabinet / Cupboard (925 x 625 internal)

1050mm Wide x 750mm Deep Metal Dividers



A



B



C

Model	Total Compartments	Qty of Compartments			75mm Drawer	100 / 125mm Drawer	150mm+ Drawer
		125	150	250	Order Ref.	Order Ref.	Order Ref.
A	13	6	4	3	43020682.51	43020684.51	43020686.51
B	16	4	6	6	43020683.51	43020685.51	43020687.51
C	23	12	8	3	43020738.51	43020739.51	43020740.51

1050mm Wide x 750mm Deep Plastic Boxes



D



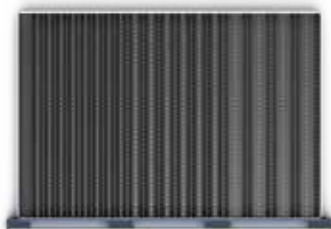
E



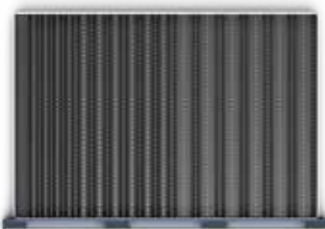
F

Model	Qty of Boxes	Quantity of Boxes							75mm Drawer	100mm+ Drawer
		50 x 50	50 x 75	75 x 75	75 x 150	100 x 150	150 x 150	300 x 150	Order Ref.	Order Ref.
D	33	4	4	1	8	8	1	7	/	43020777
E	40	4	4	1	8	8	15		43020810	43020778
F	64	4	36	1	8		15		43020811	43020779

1050mm Wide x 750mm Deep Plastic Troughs



G



H



I

Model	Total Compartments	Qty of Troughs			Trough Dividers			75mm+ Drawer
		70	45	33	70	45	33	Order Ref.
G	90	4	6	8	16	24	32	43020043
H	80	6	6	4	24	24	16	43020044
I	105		9	12		36	48	43020045

- cubio cabinets
- cubio mobile
- cubio cupboards
- cubio benches
- cubio accessories
- perfo
- CNC
- verso cabinets
- verso mobile
- verso cupboards
- verso benches
- verso accessories
- facilities
- cases
- seating

cubio | Dividers 1300 Wide x 525 Deep Cabinet / Cupboard (1175 x 400 internal)

1300mm Wide x 525mm Deep Metal Dividers



A



B



C

Model	Total Compartments	Qty of Compartments			75mm Drawer	100 / 125mm Drawer	150mm+ Drawer
		125	150	250	Order Ref.	Order Ref.	Order Ref.
A	14	6	4	4	43020688.51	43020690.51	43020692.51
B	16	3	6	7	43020743.51	43020741.51	43020742.51
C	20	3	8	9	43020689.51	43020691.51	43020693.51

1300mm Wide x 525mm Deep Plastic Boxes



D



E



F

Model	Qty of Boxes	Quantity of Boxes							75mm Drawer	100mm+ Drawer
		50 x 50	50 x 75	75 x 75	75 x 150	100 x 150	150 x 150	300 x 150	Order Ref.	Order Ref.
D	24	2	6		2	7		7	/	43020780
E	31	2	6		2	7	14		43020812	43020781
F	52	2	34		2		14		43020813	43020782

1300mm Wide x 525mm Deep Plastic Troughs



G



H



I

Model	Total Compartments	Qty of Troughs			Trough Dividers			75mm+ Drawer
		70	45	33	70	45	33	Order Ref.
G	63	4	9	8	8	18	16	43020016
H	51	8	9		16	18		43020017
I	75		9	16		18	32	43020018



cubio | Dividers 1300 Wide x 650 Deep Cabinet / Cupboard (1175 x 525 internal)

1300mm Wide x 650mm Deep Metal Dividers



A



B



C

Model	Total Compartments	Qty of Compartments			75mm Drawer	100 / 125mm Drawer	150mm+ Drawer
		125	150	250	Order Ref.	Order Ref.	Order Ref.
A	14	6	4	4	43020694.51	43020696.51	43020698.51
B	21	9	6	6	43020695.51	43020697.51	43020699.51
C	24	10	7	7	43020746.51	43020744.51	43020745.51

1300mm Wide x 650mm Deep Plastic Boxes



D



E



F

Model	Qty of Boxes	Quantity of Boxes							75mm Drawer	100mm+ Drawer
		50 x 50	50 x 75	75 x 75	75 x 150	100 x 150	150 x 150	300 x 150	Order Ref.	Order Ref.
D	32		7	1	10		7	7	/	43020783
E	39		7	1	10		21		43020814	43020784
F	46		7	9	12		18		43020815	43020785

1300mm Wide x 650mm Deep Plastic Troughs



G



H



I

Model	Total Compartments	Qty of Troughs			Trough Dividers			75mm+ Drawer
		70	45	33	70	45	33	Order Ref.
G	84	4	9	8	12	27	24	43020031
H	68	8	9		24	27		43020032
I	100		9	16		27	48	43020033

- cubio cabinets
- cubio mobile
- cubio cupboards
- cubio benches
- cubio accessories
- perfo
- CNC
- verso cabinets
- verso mobile
- verso cupboards
- verso benches
- verso accessories
- facilities
- cases
- seating

cubio | Dividers 1300 Wide x 750 Deep Cabinet / Cupboard (1175 x 625 internal)

1300mm Wide x 750mm Deep Metal Dividers



A



B



C

Model	Total Compartments	Qty of Compartments			75mm Drawer	100 / 125mm Drawer	150mm+ Drawer
		125	150	250	Order Ref.	Order Ref.	Order Ref.
A	14	6	4	4	43020700.51	43020702.51	43020704.51
B	20	3	8	9	43020701.51	43020703.51	43020705.51
C	24	4	8	12	43020747.51	43020748.51	43020749.51

1300mm Wide x 750mm Deep Plastic Boxes



D




E




F

Model	Qty of Boxes	Quantity of Boxes							75mm Drawer	100mm+ Drawer
		50 x 50	50 x 75	75 x 75	75 x 150	100 x 150	150 x 150	300 x 150	Order Ref.	Order Ref.
D	40	2	9	1	10	7	1	10	/	43020786
E	50	2	9	1	10	7	21		43020816	43020787
F	71	2	37	1	10		21		43020817	43020788


1300mm Wide x 750mm Deep Plastic Troughs



G



H



I

Model	Total Compartments	Qty of Troughs			Trough Dividers			75mm+ Drawer
		70	45	33	70	45	33	Order Ref.
G	105	4	9	8	16	36	32	43020046
H	85	8	9		32	36		43020047
I	125		9	16		36	64	43020048



cubio | Dividers Drawer Inserts

Drawer Inserts



- Clear arrangement of tools
- Unique definition of storage locations and contents
- Missing items immediately noticed
- Cut-outs can be accurately made using a cutter set
- Can be adjusted to other drawer sizes by trimming or by using multiple mats
- Material/colour: Underlay: XPE 33, thickness 5 mm / red
Inlay: PE 30, thickness 22 mm / black
- Properties: PE 30 laminated, heat-resistant up to 112°C, non-combustible, resistant to oils, petrol and detergents, environmentally friendly
- Cutting knife included

Cabinet Dimensions		
Width	Depth	Order Ref.
525	525	13017004.10V
650	525	13017005.10V
800	525	13017006.10V

Cabinet Dimensions		
Width	Depth	Order Ref.
650	650	13017009.10V
800	650	13017002.10V
1050	650	13017010.10V
1300	650	13017011.10V

Cabinet Dimensions		
Width	Depth	Order Ref.
800	750	13017019.10V
1050	750	13017020.10V
1300	750	13017021.10V



- cubio cabinets
- cubio mobile
- cubio cupboards
- cubio benches
- cubio accessories
- perfo
- CNC
- verso cabinets
- verso mobile
- verso cupboards
- verso benches
- verso accessories
- facilities
- cases
- seating

cubio | Dividers Drawer Accessories

Cutter Holder



- Can also be screwed above each other (except Ø 10 mm)
- Colour: iron grey (RAL 7011)
- Material: Polystyrene (PS), impact-resistant

Ø (mm)	Height (mm)	Pack	Order Ref.
10	24	5	13007017
13	26	5	13007018
16	26	5	13007019
22	26	5	13007020
27	26	5	13007021
32	26	5	13007022
40	26	5	13007023
50	26	5	13007024

Clip Strip



- With resilient plastic sprung loops
- Width 150 mm with 5 clip positions, Width 300 mm with 13 clip positions
- For holding tools and other parts
- Material: Base carrier: Anodised aluminium, Clips: Plastic
- Fixings included
- Colour: black

Dimensions W x D x H (mm)	Capacity	Pack	Order Ref.
150 x 37 x 29	5 Tools	3	13008008
300 x 37 x 28	13 Tools	3	13008009

Support Bracket



- For fixing electrical tools in place
- Material: impact-resistant polystyrene,
- Fixings included
- Colour: Iron grey (RAL 7011)

Dimensions W x D x H (mm)	Pack	Order Ref.
80 x 20 x 60	4	13009008
300 x 37 x 28	3	13008009

Prism Rack



- Prism rack made of plastic
- Allows for larger parts and measuring tools to be held
- Material: impact-resistant polystyrene
- Colour: iron grey (RAL 7011)

Dimensions W x D x H (mm)	Prism rack spacer	Pack	Order Ref.
15 x 160 x 20	12	4	13006010
15 x 160 x 20	20	4	13006011

- cupboards
- mobile
- cupboards
- benches
- accessories
- perfo
- CNC
- cupboards
- mobile
- cupboards
- benches
- accessories
- facilities
- cases
- seating

cubio | Accessories Cupboard Housings

Cupboard Housings

Empty housings for custom configurations. Please ask for full details if the type or size you require is not shown.

Add components and accessories to complete your cupboard.



Perfo Door

525mm Deep Empty Housings

1000mm High

Cupboard Width	Perfo Doors	Louvre Doors	Window Doors	Roller Shutter Door
	Order Ref.	Order Ref.	Order Ref.	Order Ref.
525	40010067.19V	40010068.19V	40010128.19V	/
650	40011013.19V	40011014.19V	40011056.19V	/
800	40012053.19V	40012054.19V	/	/
1050	40013013.19V	40013014.19V	40013078.19V	/
1300	40014013.19V	40014014.19V	40014067.19V	/

1200mm High

Cupboard Width	Perfo Doors	Louvre Doors	Window Doors	Roller Shutter Door
	Order Ref.	Order Ref.	Order Ref.	Order Ref.
525	40010069.19V	40010070.19V	40010129.19V	/
650	40011015.19V	40011016.19V	40011057.19V	/
800	40012055.19V	40012056.19V	/	/
1050	40013015.19V	40013016.19V	40013021.19V	40201001.19V
1300	40014015.19V	40014016.19V	40014021.19V	40201005.19V

1600mm High

Cupboard Width	Perfo Doors	Louvre Doors	Window Doors	Roller Shutter Door
	Order Ref.	Order Ref.	Order Ref.	Order Ref.
525	40010071.19V	40010072.19V	40010130.19V	/
650	40011017.19V	40011018.19V	40011058.19V	/
800	40012057.19V	40012058.19V	/	/
1050	40013017.19V	40013018.19V	40013022.19V	/
1300	40014017.19V	40014018.19V	40014022.19V	/

2000mm High

Cupboard Width	Perfo Doors	Louvre Doors	Window Doors	Roller Shutter Door
	Order Ref.	Order Ref.	Order Ref.	Order Ref.
525	40010073.19V	40010074.19V	40010131.19V	/
650	40011019.19V	40011020.19V	40011059.19V	/
800	40012059.19V	40012060.19V	/	/
1050	40013019.19V	40013020.19V	40013023.19V	40201002.19V
1300	40014019.19V	40014020.19V	40014023.19V	40201006.19V



Louvre Door



Window Door



Roller Shutter Door

650mm Deep Empty Housings

1000mm High				
Cupboard Width	Perfo Doors	Louvre Doors	Window Doors	Roller Shutter Door
	Order Ref.	Order Ref.	Order Ref.	Order Ref.
525	40018087.19V	40018088.19V	40018139.19V	/
650	40019089.19V	40019090.19V	40019164.19V	/
800	40020085.19V	40020086.19V	/	/
1050	40021061.19V	40021062.19V	40021231.19V	/
1300	40022013.19V	40022014.19V	40022140.19V	/

1200mm High				
Cupboard Width	Perfo Doors	Louvre Doors	Window Doors	Roller Shutter Door
	Order Ref.	Order Ref.	Order Ref.	Order Ref.
525	40018089.19V	40018090.19V	40018140.19V	/
650	40019091.19V	40019092.19V	40019165.19V	/
800	40020087.19V	40020088.19V	/	/
1050	40021063.19V	40021064.19V	40021069.19V	40201003.19V
1300	40022015.19V	40022016.19V	40022021.19V	40201007.19V

1600mm High				
Cupboard Width	Perfo Doors	Louvre Doors	Window Doors	Roller Shutter Door
	Order Ref.	Order Ref.	Order Ref.	Order Ref.
525	40018091.19V	40018092.19V	40018141.19V	/
650	40019093.19V	40019094.19V	40019166.19V	/
800	40020089.19V	40020090.19V	/	/
1050	40021065.19V	40021066.19V	40021070.19V	/
1300	40022017.19V	40022018.19V	40022022.19V	/

2000mm High				
Cupboard Width	Perfo Doors	Louvre Doors	Window Doors	Roller Shutter Door
	Order Ref.	Order Ref.	Order Ref.	Order Ref.
525	40018093.19V	40018094.19V	40018142.19V	/
650	40019095.19V	40019096.19V	40019167.19V	/
800	40020091.19V	40020092.19V	/	/
1050	40021067.19V	40021068.19V	40021071.19V	40201004.19V
1300	40022019.19V	40022020.19V	40022023.19V	40201008.19V

Housing: RAL 7035 – light grey **Top, bottom and fronts:** RAL 7016 – anthracite grey RAL 5010 – gentian blue RAL 7035 – light grey RAL 3004 – crimson red **Housing:** RAL 7016 – anthracite grey **Top, bottom and fronts:** RAL 7016 – anthracite grey

- cuprio cabinets
- cuprio mobile
- cuprio cupboards
- cuprio benches
- cuprio accessories
- perfo
- CNC
- verso cabinets
- verso mobile
- verso cupboards
- verso benches
- verso accessories
- facilities
- cases
- seating

cubio | Accessories Internal Components

Backpanels (for 800mm, 1050mm and 1300mm wide cupboards)

Perfo and louvre backpanels to fit to rear of 800mm, 1050mm and 1300mm wide housings.

Panels may be fitted at any height point within the housing and may be of mixed style and height.

The table below shows the panels required to provide a full height back-panel. Choose the overall height of back panel required and order the individual items. Shelves may be used in front of panels, but drawers must be used either above or below them.



400mm & 450mm perfo panels



400mm & 450mm louvre panels

Panel Height	Panels per cupboard Height				
	800	1000	1200	1600	2000
350mm	2		2	2	2
400mm			1	2	3
450mm		2			

Cupboard Width (mm)	Panel Height (mm)	Perfo	Louvre
		Order Ref.	Order Ref.
800	350	43005001.16V	43005010.16V
800	400	43005002.16V	43005011.16V
800	450	43005003.16V	43005012.16V
1050	350	43005004.16V	43005013.16V
1050	400	43005005.16V	43005014.16V
1050	450	43005006.16V	43005015.16V
1300	350	43005007.16V	43005016.16V
1300	400	43005008.16V	43005017.16V
1300	450	43005009.16V	43005018.16V

Steel Shelves



Durable, scuff resistant galvanised steel shelves.

Shelves have 160kg U.D.L.capacity on 1300mm wide models*, 100kg on all others.

Shallow shelves for 650mm deep models are 343mm deep and may be used in conjunction with louvre doors and hook on bins.

All shelves are adjustable on 25mm vertical pitch.

* 1300 x 650 shallow shelf has 100kg U.D.L.

Cupboard		Full Depth Shelf	Shallow Shelf
Width	Depth	Order Ref.	Order Ref.
525	525	42101006.51V	\
525	650	42101007.51V	42101058.51V
650	525	42101010.51V	\
650	650	42101011.51V	42101060.51V
800	525	42101014.51V	\
800	650	42101015.51V	42101062.51V
1050	525	42101018.51V	\
1050	650	42101019.51V	42101064.51V
1300	525	42101022.51V	\
1300	650	42101023.51V	42101066.51V



Drawer Kit **Sliding Shelves**



125mm or 175mm high drawers with 75kg or optional 200kg U.D.L. capacity on smooth action roller bearing slides. Adjustable on a 25mm vertical pitch. A range of dividers are available, see page 104.

Cupboard		125 High 75 kg	175 High 75 Kg
Width	Depth	Order Ref.	Order Ref.
525	525	40522005.16V	40522007.16V
525	650	40522029.16V	40522031.16V
650	525	40522009.16V	40522011.16V
650	650	40522033.16V	40522035.16V
800	525	40522013.16V	40522015.16V
800	650	40522037.16V	40522039.16V
1050	525	40522017.16V	40522019.16V
1050	650	40522041.16V	40522043.16V
1300	525	40522021.16V	40522023.16V
1300	650	40522045.16V	40522047.16V



Sliding shelf with 75kg or optional 200Kg U.D.L. capacity on smooth action roller bearing slides. 50mm high adjustable on 25mm vertical pitch.

Cupboard		75 Kg Capacity
Width	Depth	Order Ref.
525	525	40522071.16V
525	650	40522083.16V
650	525	40522073.16V
650	650	40522085.16V
800	525	40522075.16V
800	650	40522087.16V
1050	525	40522077.16V
1050	650	40522089.16V
1300	525	40522079.16V
1300	650	40522091.16V

Cupboard		125 High 200 Kg	175 High 200 Kg
Width	Depth	Order Ref.	Order Ref.
800	650	40522038.16V	40522040.16V
1050	650	40522042.16V	40522044.16V
1300	650	40522046.16V	40522048.16V

Cupboard		200 Kg Capacity
Width	Depth	Order Ref.
800	650	40522088.16V
1050	650	40522090.16V
1300	650	40522092.16V

Perfo

See pages 138 - 145

Bins

See pages 148 - 149

Dividers


See page 104

Standard: .16 **Optional:** (For use with .77 models) .19
 RAL 7035 – light grey RAL 7016 – anthracite grey

- cupio cabinets
- cupio mobile
- cupio cupboards
- cupio benches
- cupio accessories
- perfo
- CNC
- verso cabinets
- verso mobile
- verso cupboards
- verso benches
- verso accessories
- facilities
- cases
- seating

cubio | Accessories Internal Components

Infill Base Deck



Infill galvanised steel base shelves to provide a flat surface for easy loading and unloading.

Cupboard Width	Cupboard Depth	Order Ref.
525	525	42101030.51V
525	650	42101031.51V
650	525	42101034.51V
650	650	42101035.51V
800	525	42101038.51V
800	650	42101039.51V
1050	525	42101042.51V
1050	650	42101043.51V
1300	525	42101046.51V
1300	650	42101047.51V

Multiplex Shelf / Worktop



25mm multiplex (laminated beech ply) shelf or worktop. 593mm deep for 650mm deep models. Up to 80kg U.D.L. capacity.

Cupboard Width	Order Ref.
800	41201028.08V
1050	41201029.08V
1300	41201030.08V

Hanging Rail

Suitable for all cupboard door styles, the rail position may be adjusted on a 25mm vertical pitch and horizontally on a 100mm pitch.

The hanging rail kit is supplied with 6 hooks. Standard clothes hangers may be used on the 650mm deep model.



Cupboard		Order Ref.
Width	Depth	
800	525	41010041.16V
800	650	41010042.16V
1050	525	41010045.16V
1050	650	41010046.16V
1300	525	41010049.16V
1300	650	41010050.16V



cubio | Accessories Worktops

Cabinet / Cupboard Worktops

Worksurfaces are available for all housing sizes. Choose from 40mm worktops or top tray with inlaid mat.



Multiplex

40mm, resin bonded, layered hardwood beech ply with cross laminated construction. A tough general duty worktop suitable for most workshop applications.

Lino

40mm overall with a 38mm particle board core and a 2mm grey linoleum surface and a durable plastic edgebanding. An easy clean top with good surface resistance to water, oils, acids and chemicals. Ideal for office, assembly and storage areas.

Metal top tray

4 raised sides to prevent accidental roll off of items. Inlaid is a quality slip resistant mat. Increases height by 15mm.



Cabinet		Multiplex Worktop	Lino Worktop	Top Tray
Width	Depth	Order Ref.	Order Ref.	Order Ref.
525	525	41201005.08V	41201005.15V	42102005.16V
525	650	41201006.08V	41201006.15V	42102006.16V
650	525	41201006.08V	41201006.15V	42102006.16V
650	650	41201008.08V	41201008.15V	42102008.16V
650	750	41201009.08V	41201009.15V	42102009.16V
800	525	41201011.08V	41201011.15V	42102011.16V
800	650	41201012.08V	41201012.15V	42102012.16V
800	750	41201013.08V	41201013.15V	42102013.16V
1050	525	41201015.08V	41201015.15V	42102015.16V
1050	650	41201016.08V	41201016.15V	42102016.16V
1050	750	41201017.08V	41201017.15V	42102017.16V
1300	525	41201019.08V	41201019.15V	42102019.16V
1300	650	41201020.08V	41201020.15V	42102020.16V
1300	750	41201021.08V	41201021.15V	42102021.16V

Standard:

.16
RAL 7035 – light grey

Optional: (For use with .77 models)

.19
RAL 7016 – anthracite grey

- cubio cabinets
- cubio mobile
- cubio cupboards
- cubio benches
- cubio accessories
- perfo
- CNC
- verso cabinets
- verso mobile
- verso cupboards
- verso benches
- verso accessories
- facilities
- cases
- seating

cubio | Accessories External Components

Base Plinth

Totally enclosed 50mm base plinth. Suitable for total loads of up to 1.5 tonnes.



Cabinet		Order Ref.
Width	Depth	
525	525	41430021.16V
525	650	41430022.16V
650	525	41430025.16V
650	650	41430026.16V
650	750	41430027.16V
800	525	41430029.16V
800	650	41430030.16V
800	750	41430031.16V
1050	525	41430033.16V
1050	650	41430034.16V
1050	750	41430035.16V
1300	525	41430037.16V
1300	650	41430038.16V
1300	750	41430039.16V





Forklift Base


100mm high base plinth incorporating fork lift channels. Suitable for total loads of up to 1 tonne.

Comes complete with a removable faceplate.


Cabinet		Order Ref.
Width	Depth	
525	525	41430075.16V
525	650	41430076.16V
650	525	41430004.16V
650	650	41430008.16V
650	750	41430012.16V
800	525	41430005.16V
800	650	41430009.16V
800	750	41430013.16V
1050	525	41430006.16V
1050	650	41430010.16V
1050	750	41430014.16V
1300	525	41430007.16V
1300	650	41430011.16V
1300	750	41430015.16V



Standard:

 .16
RAL 7035 – light grey

Optional: (For use with .77 models)

 .19
RAL 7016 – anthracite grey

- cupboards
- benches
- mobile
- accessories
- perforated
- CNC
- versos
- mobile
- cupboards
- benches
- accessories
- facilities
- cases
- seating






perfo - The original system



Quick access to tools
and small parts

Multi-purpose



Flexible efficiency

Simple and adaptable, our classic perfo system is the foundation for efficient small parts storage. Developed over 40 years ago, perfo continues to be essential in product innovation and range integration.


Incorporating wall panels, cupboard systems, mobile or free-standing solutions and a wide variety of accessories, perfo storage is exceptionally versatile with an unlimited range of applications.

Choose bott perfo for easy access to tools, small parts and equipment.

- Integrates with cubio and verso systems
- perfo, louvre or combination panel options
- Diverse range of accessories
- Ideal for LEAN and 5S storage systems
- Custom requirements available
- 10-year extended guarantee

perfo





Flexible Storage

Steel panels are the heart of the perfo system, with wall mount, free-standing and mobile variations. Available in perfo, louvre or combi styles, the system is exceptionally versatile, with a diverse range of sizes and accessories.

Reinforced Panels

Perfo, combi and all horizontal louvre panels, feature return edges and reinforcing strips, providing high strength and great rigidity.

Range Integration

The perfo system is designed to integrate with storage cupboards, wall cupboards and benches, from both the cubio and verso ranges.

Perfo Accessories

For quick access to tools and equipment, a variety of steel hooks, clips and holders are available to suit almost every requirement. Pre-selected kits make easy work of ordering.

Louvre Accessories

Louvre panels work with plastic bins to create high-capacity component storage. Bins are available in many sizes, colours and pack quantities.

Mobile Solutions

For mobile efficiency, panel racks and trolleys allow tools and components to be easily moved around the workplace.


perfo | Perfo & Combination Panels

Perfo & Combination Panels


- Fully flanged and reinforced to aid rigidity
- New perfo sizes designed to complement cabinet widths
- Reinforced mounting points
- Epoxy powder coated in choice of 4 standard colours
- Full Louvre panels available, see page 146



Backstrips reinforce and stiffen panels



Perfo Panels



Width (mm)	Height (mm)	Order Ref.
495	457	14025115.19
525	457	14025391.19
650	457	14025392.19
750	457	14025393.19
800	457	14025394.19
990	457	14025117.19
1050	457	14025395.19
1300	457	14025396.19
1486	457	14025118.19

Combination Panels



Width (mm)	Height (mm)	Order Ref.
495	457	14025153.19
990	457	14025155.19
1486	457	14025156.19



perfo | **Overlays**


Bench Panel Support Brackets



- Use to support horizontal panels on a workbench
- Sold individually
- 3x required for 1.0M panels, 4x for 1.5M

Description	Order Ref.
Single height bench panel support bracket	08030050
Double height bench panel support bracket	08030048

Overlays



- Self adhesive tool shapes
- Quick & easy identification of storage position or missing tools
- Most common hand tools covered, use plain sheet for custom shapes
- Cut out and apply to panel as required
- Suitable for use on all perfo range items



maintenance tools (panel 1)



maintenance tools (panel 2)



electricians tools



woodworking tools



engineers tools

Description	Order Ref.
Maintenance tools (panel 1)	14030076
Maintenance tools (panel 2)	14030077
Electricians tools	14030080

Description	Order Ref.
Woodworking tools	14030078
Engineers tools	14030079
Plain vinyl	14030049

Panels:



RAL 7016 – anthracite grey RAL 5010 – giant blue RAL 7035 – light grey RAL 3004 – crimson red

- cupboards
- mobile
- cupboards
- benches
- accessories
- perfo
- CNC
- cupboards
- mobile
- cupboards
- benches
- accessories
- facilities
- cases
- seating

perfo | Accessories

Perfo Accessories

- Durable zinc plated or epoxy powdercoat finish
- Safety end cap on all hooks
- Quick fix perfolock, reposition at will
- Huge range of styles



Perfo Accessory Fixing

Accessories are held in place with the perfolock.

Simply turn the perfolock through 45 degrees. Accessories can be quickly repositioned as needs change.

For added safety all hooks are supplied with a protective endcap.



Screwdriver Holder



Width (mm)	Qty	Order Ref.
225	1	14019007

1/2" Socket Holder



Width (mm)	Qty	Order Ref.
270	1	14018004

Hex Key Holder



Width (mm)	Qty	Order Ref.
112 (dia 2-12)	1	14020002



Tool Peg



Length (mm)	Qty	Order Ref.
25	5	14001110
50	5	14001164
75	5	14001165
100	5	14001108

Hook



Length (mm)	Qty	Order Ref.
25	5	14001102
50	5	14001098
75	5	14001104
100	5	14001147
150	5	14001148

Double Hook



Length (mm)	Qty	Order Ref.
25	5	14002037
50	5	14002039
75	5	14002041
100	5	14002064
150	5	14002043

Spanner Holder



Length (mm)	Qty	Order Ref.
75-145	1	14017002

Saw Holder



Length (mm)	Qty	Order Ref.
125	1	14019003

Drill Holder



Width (mm)	Qty	Order Ref.
225 (dia 2-15)	1	14020036

- perfo
- CNC
- verso cabinets
- verso mobile
- verso cupboards
- verso benches
- verso accessories
- facilities
- cases
- seating
- perfo
- CNC
- verso cabinets
- verso mobile
- verso cupboards
- verso benches
- verso accessories
- facilities
- cases
- seating

perfo | Accessories

U Holder



W x L (mm)	Qty	Order Ref.
31 x 20	5	14010015
56 x 20	5	14010017
75 x 20	5	14010019
32 x 50	5	14010032
32 x 75	5	14010033
32 x 100	5	14010034

Single Spring Clip



Dia. (mm)	Qty	Order Ref.
6	5	14013059
10	5	14013061
13	5	14013063
16	5	14013065
19	5	14013067
25	5	14013069
28	5	14013071
32	5	14013073
38	5	14013055
51	5	14013057

Double Spring Clip



Dia. (mm)	Qty	Order Ref.
2 x 6	5	14013075
2 x 10	5	14013077
2 x 13	5	14013079
2 x 16	5	14013081
2 x 19	5	14013083

Shelf



W x D (mm)	Qty	Order Ref.
450 x 170	1	14014034.16
900 x 170	1	14014006.16
450 x 250	1	14014031.16
900 x 250	1	14014007.16

Storage Tray



W x D (mm)	Qty	Order Ref.
225 x 175	1	14014037.16
440 x 175	1	14014038.16

Bin Storage Strip



Width (mm)	Qty	Order Ref.
100	1	14014043.16
450	1	14014044.16
900	1	14014045.16



Gripper Hook



flexible band grips onto item

Width (mm)	Qty	Order Ref.
15 - 25	1	12626025
25 - 40	1	12626026

Cable Hook



Length (mm)	Qty	Order Ref.
100	5	14010023
150	5	14010025
200	5	14010027

Roll Holder



W x D (mm)	Qty	Order Ref.
415 x 200	1	14022031.16

Extended Hook



Length (mm)	Qty	Order Ref.
25	5	14001117
50	5	14001119
75	5	14001121

Pipe Bracket



W x Ø (mm)	Qty	Order Ref.
35 x 60	2	14015041
35 x 100	2	14015042
100 x 60	2	14015043
100 x 100	2	14015044

Power Tool Holder



Dia. (mm)	Qty	Order Ref.
40	5	14011016
60	5	14011018
80	5	14011020

- cupboards
- mobile
- cupboards
- benches
- accessories
- perfo
- CNC
- cupboards
- mobile
- cupboards
- benches
- accessories
- facilities
- cases
- seating

perfo | Accessories

Key Holder



W (mm)	Qty	Order Ref.
510	1	14018006.16

Tube / Can Holder



Locations x Ø	Qty	Order Ref.
3 x 70mm	1	14021055.16
4 x 50mm	1	14021054.16

Combined Holder



W x L (mm)	Qty	Order Ref.
55 x 150 top	1	14022009
55 x 150 bottom	1	14022010
55 x 150 set	1	14022011

Document Holder



Size	Qty	Order Ref.
A3 Landscape	1	14014008.16
A4 Portrait	1	14014009.16
A4 Landscape	1	14014010.16

Document Holder



Size	Qty	Order Ref.
A4	5	14014029.19

Magnetic Holder



Diameter	Qty	Order Ref.
42mm	2	14022035

Prong Holders



3 Prong		
Length (mm)	Qty	Order Ref.
150	1	14006003

7 Prong		
W x L (mm)	Qty	Order Ref.
170 x 150	1	14006002




Spigot



Length (mm)	Qty	Order Ref.
150	1	14022049.16
200	1	14022050.16
300	1	14022051.16

Heavy duty 16mm diameter tubular holder for large or bulky items.

Sandpaper & Tape Holder / Cutter



Roll holder with serrated edge for easy trimming. Suitable for both adhesive tape and sandpaper rolls. 16mm axle for roll diameters up to 270mm with a maximum roll width of 150mm in each section.

Qty	Order Ref.
1	14022040.16V

Tilt Boxes



No. of trays / overall Size (mm)	Qty	Order Ref.
9 trays 600 x 68 x 78	1	02513016.19
6 trays 600 x 96 x 112	1	02513017.19
5 trays 600 x 142 x 168	1	02513018.19
4 trays 600 x 178 x 206	1	02513019.19
3 trays 600 x 210 x 242	1	02513020.19

Paper Roll Holder / Cutter



Roll holder with serrated edge for easy cutting of packing paper. 16mm axle for roll diameters up to 280mm with maximum roll widths of 300mm or 700mm.

Roll Width	Qty	Order Ref.
300mm	1	14022038.16V
700mm	1	14022039.16V

Rubbish Sack Holder



345 x 340 x 175. For 60 - 120 Litre sacks



310 x 310 x 150. Maximum load 10Kg

Item	Qty	Order Ref.
Holder & lid	1	14022036.16V
Lower support	1	14022037.16V

Monitor Holder



For monitors with VESA 75/100 fixing pattern, maximum weight capacity 10Kg

Qty	Order Ref.
1	41011163


- cubio cabinets
- cubio mobile
- cubio cupboards
- cubio benches
- cubio accessories
- perfo
- CNC
- verso cabinets
- verso mobile
- verso cupboards
- verso benches
- verso accessories
- facilities
- cases
- seating

perfo | Panel & Hook Kits


Panel & Hook Kits

- Easy order complete kits
- Consists of the hook kits shown on opposite page and the perfo wall panels from page 136.

Item	Hooks	Panels	Panel Area (M2)	Order Ref.
A	40	4x 1.0m	1.80	14031422.19
B	60	4x 1.5m	2.72	14031424.19
C	80	6x 1.5m	4.07	14031425.19
D	15	2x 0.5m	0.45	14031420.19
E	20	2x 1.0m	0.90	14031421.19




A




B



D



C



E



perfo | Hook Kits

Hook Kits

Item	Hooks	Usage /Approx Panel Area M2	Order Ref.
A	10	Doors -	14031410
B	11	Doors -	14030064
C	15	0.25	14031427
D	15	0.50	14031411
E	20	1.00	14031412
F	21	1.25	14031418
G	25	1.50	14030101
H	30	1.50	14031413
I	40	1.75	14031414
J	60	2.75	14031415
K	80	4.00	14031416



Panels:


.19	.11	.16	.24
RAL 7016 – anthracite grey	RAL 5010 – gentian blue	RAL 7035 – light grey	RAL 3004 – crimson red

- cupboards
- mobile
- cupboards
- benches
- accessories
- perfo
- CNC
- versob
- mobile
- cupboards
- benches
- accessories
- facilities
- cases
- seating

perfo | Louvre Panels

Horizontal Panels


- Fully flanged and reinforced to aid rigidity
- Reinforced mounting points
- Epoxy powder coated finish



Width (mm)	Height (mm)	Order Ref.
495	457	14025137.19
525	457	14025397.19
650	457	14025398.19
750	457	14025399.19
800	457	14025400.19
990	457	14025139.19
1050	457	14025401.19
1300	457	14025402.19
1486	457	14025140.19

Vertical Panels

- A more economic option
- Flanged to aid rigidity
- Epoxy powder coated finish




Width (mm)	Height (mm)	Order Ref.
457	495	14025147.19
457	990	14025148.19
457	1486	14025149.19

Spigots



Ø x Depth (mm)	Qty	Order Ref.
16 x 150	1	14022024.16
16 x 200	1	14022022.16
16 x 300	1	14022025.16

Perfo Adapters



Allows use of perfo accessories, see pages 138 - 145.
Louvre accessories are supplied in RAL7035 light grey only.

W x D x H (mm)	Qty	Order Ref.
65 x 15 x 77	1	14005025.16



perfo | Panel & Bin Kits

Panel & Bin Kits



A



B



C



D



E



F

- Easy order complete kits
- Uses the vertical louvre panels. See page 146
- Bin kits supplied in the colours as shown

Item	Panels	Quantity of Bins			Order Ref.
		No.2	No.3	No.4	
A	(2x) 457 x 495	32			14030012.19
B	(3x) 457 x 495	36	9		14030013.19
C	(2x) 457 x 990		18	8	14030014.19
D	(3x) 457 x 990	36	18	6	14030015.19
E	(2x) 457 x 1486		54		14030016.19
F	(3x) 457 x 1486	48	27	12	14030017.19

Panels:



RAL 7016 – anthracite grey RAL 5010 – gentian blue RAL 7035 – light grey RAL 3004 – crimson red

cupboards

mobile

cupboards

benches

accessories

perfo

CNC

cupboards

mobile

cupboards

benches

accessories

facilities

cases

seating

seating

seating

perfo | Plastic Bins & Storage Bins

Plastic Bins

- Quality rigid bins with reinforced sides
- Resistant to most acids, alkalis, greases and oils
- Resistant to temperatures from -35°C to +80°C
- Use with louvred panels* or cupboard shelves
- Stackable and suitable for roller conveyors
- Manufactured from high density polyethylene
- Label included



* The No.5 bin should be used on shelves only.
Bins are supplied in kit quantities only

Item	Dimensions W x D x H (mm)	Litre	Kit Qty	Blue	Red	Yellow
No.1	103 x 90 x 55	0.40	24	13031017	13031018	13031019
No.1b	103 x 120 x 62	0.75	24	13031131	13031132	13031133
No.2	103 x 165 x 83	1.00	24	13031027	13031028	13031029
No.3	145 x 240 x 125	3.50	24	13031037	13031038	13031039
No.4	207 x 345 x 165	10.00	12	13020417	13020432	13020412
No.5	303 x 485 x 190	30.00	6	13020418	13020433	13020413

Mixed Colour Bin Kits (Colours as shown)



A



B



C



D

Item	Quantity of Bins						Order Ref.
	No.1	No.1B	No.2	No.3	No.4	No.5	
A	-	-	-	-	12	-	02510077
A	-	-	-	-	-	12	13031183
B	48	-	-	-	-	-	02510073
B	-	48	-	-	-	-	13031001
B	-	-	48	-	-	-	02510074
B	-	-	-	48	-	-	02510076
C	-	12	12	6	-	-	13031002
D	4	-	8	6	5	4	13031196



bottBox Storage bin

- Plastic storage bins with ergonomic handle
- Heavy duty construction
- Optional, removable, transparent front panel
- Available in 2 widths, 5 depths, 3 heights
- Modular size, 2 narrow boxes equal 1 wide box
- Stackable design
- Smooth inner sides allowing easy cleaning and component retrieval
- ESD versions available, please contact us for details
- Labelling possible on front and back
- Optional transparent polycarbonate cover / lid available
- Optional transparent dividers available
- Supplied in pack quantities



bottBox are available with and without a transparent front panel. Lids and dividers are available as optional extras.



bottBox		bottBox	bottBox with front panel	Lid (Pack of 6)	Divider (Pack of 6)
Dimensions W x D x H mm	Pack quantity	Order Ref.	Order Ref.	Order Ref.	Order Ref.
130 x 100 x 65	48	13022045.19	13022053.19	/	/
130 x 198 x 90	36	13022046.19	13022054.19	/	13022031
130 x 298 x 165	24	13022047.19	13022055.19	/	13022032
264 x 298 x 165	12	13022048.19	13022056.19	13022034	13022033
130 x 398 x 165	12	13022049.19	13022057.19	/	13022032
264 x 398 x 165	6	13022050.19	13022058.19	13022035	13022033
264 x 498 x 165	6	13022052.19	13022060.19	13022036	13022033

- cupio cabinets
- cupio mobile
- cupio cupboards
- cupio benches
- cupio accessories
- perfo
- CNC
- verso cabinets
- verso mobile
- verso cupboards
- verso benches
- verso accessories
- facilities
- cases
- seating

perfo | Heavy Duty Panel Trolleys

Heavy Duty Panel Trolleys

- Utilise standard reinforced panels
- Panels fit vertically or at an incline
- 125mm diameter castors, push/pull handle
- 1000mm wide x 650mm deep x 1600mm high
- Base tray particularly useful on models without low level panels



A



B



C

Model	No. of Panels	Accessory Kit	Order Ref.
A	4 perfo	\	14026025.19
	6 perfo	\	14026026.19
	6 perfo	60 piece hook kit	07002134.19
B	2 perfo, 2 louvre	\	14026029.19
	3 perfo, 3 louvre	\	14026030.19
	4 louvre	\	14026027.19
C	6 louvre	\	14026028.19
	6 louvre	108 x No.3 bin kit	14026017.19




perfo | Perfo Panel Racks & Trolleys

Perfo Panel Racks & Trolleys

Freestanding or mobile panel racks utilising our proven perfo or louvre systems. Designed to provide high capacity storage especially suitable for hand tools. Position at the point of use to increase productivity.

- 3 static heights, 1125mm, 1450mm and 1775mm
- 1250mm high mobile has 100mm diameter castors
- Double or single sided versions
- All models 1000mm wide x 550mm / 340mm deep
- Empty for custom layouts or complete with hook kits
- Epoxy powdercoat finish
- Optional base tray available for all double sided models

Optional Base Tray (suitable for double sided models)




Item	Order Ref.
Drop in base tray	16917030.51V

1250mm High Mobile Rack




Type	Hook Kit	Order Ref.
Double	/	16917160.19V
Double	40 piece	16917260.19V

1125mm High Static Rack




Type	Hook Kit	Order Ref.
Single	/	16917105.19V
Single	20	16917300.19V
Double	/	16917100.19V
Double	40 piece	16917200.19V

1450mm High Static Rack



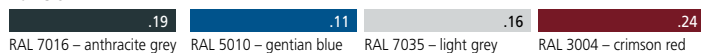
Type	Hook Kit	Order Ref.
Single	/	16917106.19V
Single	30	16917301.19V
Double	/	16917101.19V
Double	60 piece	16917201.19V

1775mm High Static Rack



Type	Hook Kit	Order Ref.
Single	/	16917107.19V
Single	40	16917302.19V
Double	/	16917102.19V
Double	80 piece	16917202.19V

Panels:



RAL 7016 – anthracite grey RAL 5010 – gentian blue RAL 7035 – light grey RAL 3004 – crimson red

- perfo
- CNC
- verso cabinets
- verso mobile
- verso cupboards
- verso benches
- verso accessories
- facilities
- cases
- seating
- perfo
- perfo accessories
- perfo benches
- perfo mobile
- perfo cupboards
- perfo cabinets

perfo | Perfo Panel Rack Systems

Perfo Panel Freestanding Rack

A freestanding tool storage system utilising the standard perfo panels. The design of perfo wall allows complete flexibility in the layout; 90° turns can be made in any direction.

Perfo wall makes an ideal workshop divider and can help where wall space is limited. Commence with a starter bay and add extension bays to create a custom layout.

- 1845mm high, 500mm / 1000mm wide
Free standing system, no walls required
- Starter and extension bays for expansion
- Use in line or at 90 degrees
- Single or double sided
- Makes an ideal workshop divider
- Add hooks to suit from pages 136 - 141



3 panel starter with 4 panel extension



Width	Bay Type	Panels	Type	Order Ref.
500	starter	3	single sided	14035062.19
500	starter	4	single sided	14035019.19
500	starter	6	double sided	14035063.19
500	extension	3	single sided	14035064.19
500	extension	4	single sided	14035027.19
500	extension	6	double sided	14035065.19

Width	Bay Type	Panels	Type	Order Ref.
1000	starter	3	single sided	14035041.19
1000	starter	6	double sided	14035042.19
1000	starter	4	single sided	14035043.19
1000	starter	8	double sided	14035044.19
1000	extension	3	single sided	14035049.19
1000	extension	6	double sided	14035050.19
1000	extension	4	single sided	14035051.19
1000	extension	8	double sided	14035052.19



Heavy Duty Freestanding Louvre Panel Rack



- Freestanding rack utilising the horizontal louvre panels.
- Available in single and double sided formats, starter and add on styles.
- Optional base shelf.
- 1015mm wide x 452 / 905mm deep x 1835mm high.



single sided add on

Format	Style	Depth (mm)	Order Ref.
Single Sided	Starter	452	12102092.19
Double Sided	Starter	905	12102094.19
Single Sided	Add on	452	12102093.19
Double Sided	Add on	905	12102095.19
Base Shelf			12102096.16
76 piece Bin kit (32x No.2, 36x No.3, 8x No.4)			13031145

Panels:
.19 .11 .16 .24
 RAL 7016 – anthracite grey RAL 5010 – gentian blue RAL 7035 – light grey RAL 3004 – crimson red

- cupboards
- mobile
- cupboards
- benches
- accessories
- perfo
- CNC
- cupboards
- mobile
- cupboards
- benches
- accessories
- facilities
- cases
- seating

perfo | Louvre Panel Racks & Trolleys

Panel Racks

- 3 static heights, 1125mm, 1450mm and 1775mm
- Mobile has 100mm diameter castors
- Double or single sided versions
- All models 1000mm wide x 550mm / 340mm deep
- Empty for custom layouts or complete with bins
- Epoxy powdercoat finish
- Optional base tray for all double sided models

Bin Sizes:

No.2 - 103mm wide x 165mm deep x 83mm high, No.3 - 145mm wide x 240mm deep x 125mm high

1250mm High Mobile Rack



Optional Base Tray

(suitable for double sided models)



Double Sided

Bin Kit	Order Ref.
/	16917170.19V
48x No.2 bins blue, 48x No.3 bins red	16917226.19V
144x No.2 bins red	16917271.19V
72x No.3 bins blue	16917272.19V

Item	Order Ref.
Drop in base tray	16917030.51V

1125mm High Static Rack



Single Sided

Bin Kit	Order Ref.
/	16917125.19V
24x No.2 bins red, 24x No.3 bins blue	16917320.19V
72x No.2 bins red	16917321.19V
72x No.2 bins blue	16917322.19V

Double Sided

Bin Kit	Order Ref.
/	16917120.19V
48x No.2 bins red, 48x No.3 bins blue	16917227.19V
144x No.2 bins red	16917229.19V
144x No.2 bins blue	16917228.19V



1450mm High Static Rack



Single Sided	
Bin Kit	Order Ref.
/	16917126.19V
24x No.2 bins red, 36x No.3 bins blue	16917323.19V
96x No.2 bins red	16917324.19V
96x No.2 bins blue	16917325.19V

Double Sided	
Bin Kit	Order Ref.
/	16917121.19V
48x No.2 bins red, 72x No.3 bins blue	16917223.19V
192x No.2 bins red	16917221.19V
192x No.2 bins blue	16917220.19V

1775mm High Static Rack



Single Sided	
Bin Kit	Order Ref.
/	16917127.19V
24x No.2 bins red, 48x No.3 bins blue	16917326.19V
60x No.3 bins red	16917327.19V
120x No.2 bins blue	16917328.19V

Double Sided	
Bin Kit	Order Ref.
/	16917122.19V
48x No.2 bins red, 96x No.3 bins blue	16917225.19V
120x No.3 bins red	16917232.19V
240x No.2 bins blue	16917230.19V

Panels:



RAL 7016 – anthracite grey RAL 5010 – gentian blue RAL 7035 – light grey RAL 3004 – crimson red

- cupboards
- benches
- accessories
- perfo
- CNC
- verso cabinets
- verso mobile
- verso cupboards
- verso benches
- verso accessories
- facilities
- cases
- seating

perfo | Heavy Duty Cupboards With Backpanels

Heavy Duty Cupboards With Backpanels

- Lockable doors with perfo or louvre liner panels
- Full height backpanels in perfo or louvre style
- Add hook or bin kits to suit or see pages 122 - 127 for the full accessory range
- 1050mm wide

Tools shown are not included



1050mm wide x 650mm deep x 2000mm high full perfo model shown with 80 piece hook kit.



Louvre backpanels and door

Hinged Doors with Backpanels




See pages 58 - 71


Height	Depth	Backpanel	Perfo Doors	Louvre Doors
			Order Ref.	Order Ref.
1200	650	Perfo	40021197.19V	40021198.19V
2000	525	Perfo	40013054.19V	40013059.19V
2000	650	Perfo	40021102.19V	40021127.19V
1200	650	Louvre	40021199.19V	40021200.19V
2000	525	Louvre	40013055.19V	40013060.19V
2000	650	Louvre	40021103.19V	40021128.19V



15 piece hook kit



32 piece bin kit



40 piece bin kit

Item	Order Ref.
15 piece hook kit	14031411
80 piece hook kit	14031416

Item	Order Ref.
32 piece bin kit	13031070
40 piece bin kit	13021008




perfo | Heavy Duty Cupboards With Sliding Panels

Heavy Duty Cupboards With Sliding Panels

- High capacity panel storage
- 100% extension heavy duty roller bearing slides
- Safety mechanism prevents multiple panels from being withdrawn, increasing stability
- 120kg U.D.L. capacity per double sided panel
- Panels in perfo or louvre styles
- 1200mm high with 3.68m² storage area
- 2000mm high with 6.88m² storage area
- 1050mm wide
- Perfo, louvre or window door styles available



Louvre door option



Panel face to panel face gap (B) is 201mm (x3). Panel face to cupboard side gap (A) is 136mm (x2)



Height	Depth	Inner Panel	Perfo Doors	Window Doors
			Order Ref.	Order Ref.
1200	650	Perfo	40301005.19V	40301006.19V
2000	650	Perfo	40301011.19V	40301051.19V
1200	650	Louvre	40301029.19V	40301030.19V
2000	650	Louvre	40301035.19V	40301036.19V

Housing:

RAL 7035 – light grey

Top, bottom and fronts:

RAL 7016 – anthracite grey .19 RAL 5010 – gentian blue .11 RAL 7035 – light grey .16 RAL 3004 – crimson red .24

Housing:

RAL 7016 – anthracite grey

Top, bottom and fronts:

RAL 7016 – anthracite grey .77

- cupio cabinets
- cupio mobile
- cupio cupboards
- cupio benches
- cupio accessories
- perfo
- CNC
- verso cabinets
- verso mobile
- verso cupboards
- verso benches
- verso accessories
- facilities
- cases
- seating

perfo | Heavy Duty Bin Cupboards

Heavy Duty Bin Cupboards


- Liner panels to doors and back
- 100kg U.D.L. capacity shelves
- Complete with bins as shown
- Perfo panel door models are also available with louvre doors, please ask for details
- For more cupboard details see the cupboard section on pages 58 - 71

1050mm Wide x 650mm Deep x 2000mm High



Doors	Shelves	Bins	Order Ref.
Perfo	\	28x No.2, 20x No.3, 12x No.4	40021117.19V

Doors	Shelves	Bins	Order Ref.
Perfo	3	16x No.4, 9x No.5	40021118.19V



Doors	Shelves	Bins	Order Ref.
Louvre	\	7x No.1, 111x No.2, 20x No.3, 12x No.4	40021129.19V

Doors	Shelves	Bins	Order Ref.
Louvre	2	54x No.2, 5x No.3, 16x No.4, 6x No.5	40021130.19V



1300mm Wide x 650mm Deep x 2000mm High

- Louvre liner panels to doors
- 160kg U.D.L. capacity shelves, 75kg U.D.L. capacity drawers
- Complete with bins / euroboxes as shown
- For more cupboard details see the cupboard section on pages 64 - 79



Doors	Shelves	Drawers	Bins	Order Ref.
Louvre	3 full 4 shallow	3x 125	32x No.2, 25x No.4, 8x No.5	40022057.19V



Bin Height	Pack Qty	Eurobin 400 x 300	Eurobin 600 x 400
		Order Ref.	Order Ref.
120	1	62510013.19V	62510016.19V
235	1	62510014.19V	62510017.19V
320	1	62510015.19V	62510018.19V
Lid	3	12204064	12204065



Doors	Shelves	Drawers	Bins / Euroboxes	Order Ref.
Louvre	3 full 3 shallow	3x 125	16x No.2 12x No.3 20x No.4 / 3x 220H, 3x 320H	40022096.19V



Qty of EuroBins (400 x 600)			Doors	Shelves	Order Ref.
120 H	220 H	320 H			
6	6	6	Louvre	6	40022066.19V

Housing: RAL 7035 – light grey **Top, bottom and fronts:** RAL 7016 – anthracite grey RAL 5010 – gentian blue RAL 7035 – light grey RAL 3004 – crimson red **Housing:** RAL 7016 – anthracite grey **Top, bottom and fronts:** RAL 7016 – anthracite grey

- cupboards
- mobile
- cupboards
- benches
- accessories
- perfo
- CNC
- cupboards
- mobile
- cupboards
- benches
- accessories
- facilities
- cases
- seating

perfo | Wall Cupboards

Wall Cupboards

- Lockable steel cupboards with perfo door liner panels
- Perfo or louvre backpanels
- Compact 325mm deep
- Optional galvanised shelves
- Available empty for custom layouts or with easy order accessory kits
- 525mm wide models have single doors, 650mm, 800mm and 1050mm wide models have double doors



Tools shown are not included

Louvre Backpanel Models



800mm wide x 700mm high louvre model with 23 piece bin kit



1050mm wide x 700mm high louvre model with 33 piece bin kit



1050mm wide x 1000mm high louvre model with 43 piece bin kit

800mm Wide x 700mm High Louvre

Internal Fittings	Order Ref.
Empty	40031061.19V
23 piece bin kit	40031064.19V
Optional galvanised shelf	42101068.51V

Colour	23 Bin Kit		33 Bin Kit		43 Bin Kit	
	No.2	No.3	No.2	No.3	No.2	No.3
Yellow	5	3	7	5	7	5
Red	10		7		7	5
Blue	5		14		14	5
No.2 bin 103 x 165 x 83 (WxDxH)			No.3 bin 145 x 240 x 125 (WxDxH)			

1050mm Wide x 700mm High Louvre

Internal Fittings	Order Ref.
Empty	40031056.19V
33 piece bin kit	40031057.19V
Optional galvanised shelf	42101069.51V

1050mm Wide x 1000mm High Louvre

Internal Fittings	Order Ref.
Empty	40031063.19V
43 piece bin kit	40031065.19V
Optional galvanised shelf	42101069.51V



525mm Wide x 700mm High Perfo

Internal Fittings	Order Ref.
Empty	40031073.19V
20 piece hook kit	40031076.19V
1x Galvanised shelf	40031077.19V
Additional galvanised shelf	42101092.51V



650mm Wide x 700mm High Perfo

Internal Fittings	Order Ref.
Empty	40031058.19V
20 piece hook kit	40031078.19V
1x Galvanised shelf	40031079.19V
Additional galvanised shelf	42101093.51V



800mm Wide x 700mm High Perfo

Internal Fittings	Order Ref.
Empty	40031060.19V
20 piece hook kit	40031066.19V
1x Galvanised shelf	40031068.19V
Additional galvanised shelf	42101068.51V



1050mm Wide x 700mm High Perfo

Internal Fittings	Order Ref.
Empty	40031053.19V
40 piece hook kit	40031055.19V
1x Galvanised shelf	40031054.19V
Additional galvanised shelf	42101069.51V



1050mm Wide x 1000mm High Perfo

Internal Fittings	Order Ref.
Empty	40031062.19V
40 piece hook kit	40031067.19V
1x Galvanised shelf	40031069.19V
Additional galvanised shelf	42101069.51V



Housing: RAL 7035 – light grey **Top, bottom and fronts:** RAL 7016 – anthracite grey .19 RAL 5010 – gentian blue .11 RAL 7035 – light grey .16 RAL 3004 – crimson red .24 **Housing:** RAL 7016 – anthracite grey **Top, bottom and fronts:** RAL 7016 – anthracite grey .77

- cupboards
- benches
- accessories
- perfo
- CNC
- versob
- mobile
- cupboards
- benches
- accessories
- facilities
- cases
- seating

perfo | Wall Cupboard Freestanding Racks

Wall Cupboard Racks

- Freestanding or mobile racks for the 1050mm wide wall cupboards
- Two galvanised steel trays per rack, each 75mm deep
- Static version is 1000mm high x 325mm deep
- Mobile version is 925mm high x 600mm deep



Static freestanding rack shown with 1000mm high perfo cupboard.

Type	Order Ref.
Static rack	40032025.16
Mobile rack	40032026.16

Lift Up Door Wall Cupboard

- Lockable steel cupboards with lift up door
- Perfo or louvre backpanels
- Compact 325mm deep, 600mm High
- Optional galvanised shelves



800mm Wide

Model	Order Ref.
Perfo	40031088.19V
Louvre	40031071.19V
Optional shelf	42101090.51

1050mm Wide

Model	Order Ref.
Perfo	40031085.19V
Louvre	40031087.19V
Optional shelf	42101096.51




perfo | Tilt Boxes

Tilt Boxes

- Dense storage for small components
- Highly visible storage system
- High impact polystyrol housings which can be clipped together
- Tough K-resin transparent drawers
- Labels included
- Can be mounted to perfo panels using optional brackets
- Optional restraining bar
- All models 600mm wide
- Dark grey finish only



Madia 3



Madia 4

Item	D x H (mm)	No. Comp.	Qty.	Order Ref.
Madia 1	68 x 78	9	3	02513043.19
Madia 2	96 x 112	6	3	02513044.19
Madia 3	142 x 168	5	2	02513045.19
Madia 4	178 x 206	4	1	02513004.19
Madia 5	210 x 242	3	1	02513005.19
1 of each Madia 1,2,3,4				02513026.19

Freestanding Rack



Restraining Bar



Prevents the unwanted opening of tilt boxes

To Suit Type	Order Ref.
Madia 1	12615002
Madia 2	12615003
Madia 3	12615004
Madia 4	12615005
Madia 5	12615006

Bench Stand



Freestanding metal frame with 5x Madia 1, 1x Madia 2 modules.

WxDxH (mm)	Order Ref.
610 x 150 x 500	02513027.19

Freestanding rack unit complete with 2x Madia 1, 3x Madia 2, 3x Madia 3, 2x Madia 4, 1x Madia 5 tilt box modules.

WxDxH (mm)	Order Ref.
610 x 330 x 1750	02513030.19

Housing:

RAL 7035 – light grey

Top, bottom and fronts:

RAL 7016 – anthracite grey

RAL 5010 – gentian blue

RAL 7035 – light grey

RAL 3004 – crimson red

Housing:

RAL 7016 – anthracite grey

Top, bottom and fronts:

RAL 7016 – anthracite grey

- cubio cabinets
- cubio mobile
- cubio cupboards
- cubio benches
- cubio accessories
- perfo
- CNC
- verso cabinets
- verso mobile
- verso cupboards
- verso benches
- verso accessories
- facilities
- cases
- seating





CNC - Machine tool storage



Maximum security

High capacity



Protection for high value tooling


Our CNC storage systems are designed to organise and protect expensive machine tools from damage, theft or loss. With clear storage and identification, tool handling can be kept to a minimum, workflows improved and machine set-up time reduced.



For most types of CNC machine tooling, our specialist range includes workbench mounted units, trolleys and high-capacity cupboards and cabinets.

Choose bott CNC systems and maximise security for your valuable business assets.

- Integrates with cubio and perfo systems
- Static and mobile options
- Fits most types of CNC machine tooling
- 10-year extended guarantee

CNC - Storage systems





Maximum Security

Tough, clip-in holding inserts are the core of the CNC storage system. Simple to fit, the inserts safely and securely hold all major tooling shank sizes.

Adaptable Tool Carriers

Sturdy, versatile and easily adapted carrier for the holding inserts. Use freestanding or with accessories.

Carrier Bench Stands

Securely holds up to three tool carriers on any bench worktop.

Carrier Trolleys

Flexible trolley options for tool carriers, providing high-capacity storage and ease of mobility.

Cabinets & Cupboards

Utilising the cubio range and accessories, there are many options for storing CNC tooling and tool carriers within the heavy-duty cupboards and drawer cabinets.

Useful Tool Blocks

Simple, steel tool blocks can be used freestanding or in conjunction with louvre panel racks and trolleys.

CNC | Inserts & Carriers

Tool Holding Inserts


The core of the system are the easy fit tool holding inserts. 50, 75 or 100mm wide depending on model, they simply clip into the metal carrier or frame.

To calculate the insert capacity compare the tool type sections with the available sections per row in the metal carrier or holder.

A blank holder is available for other tool sizes. The solid plug is removed for machining to the required bore dimensions.

All inserts have a taper bore except VDI models. Top diameter shown.

The insert sits 32mm above the metal carrier or holder.



Tool Holding Inserts

Tool Type	Diameter (mm)	Sections	Width (mm)	Order Ref.
ISO30 / BT30 / SK30 / Morse 3	28	2	50	15002041
HSK - A40 / C40 / E40 / F40 / B50	30	2	50	15002042
HSK - A 32 / C32 / E32 / F32 / B40	24	2	50	15002043
Capto C3	23	2	50	15002093
Capto C4	29	2	50	15002094
VDI 30	30	3	75	15002044
VDI 40	40	3	75	15002045
ISO 35 / BT 35 / SK35 / Morse 4	35	3	75	15002046
ISO 40 / BT40 / SK40	41	3	75	15002047
ISO 45 / BT45 / SK45 / Morse 5	49	3	75	15002048
HSK - A50 / C50 / E50 / F50 / B63 / F63	38	3	75	15002049
HSK - A63 / C63 / E63 / B80	48	3	75	15002050
Capto C5	37	3	75	15002095
Capto C6	46	3	75	15002096
VDI 50	50	4	100	15002051
VDI 60	60	4	100	15002052
ISO 50 / BT 50 / SK50	67	4	100	15002053
HSK - A80 / C80 / E80 / F80 / B100	60	4	100	15002054
HSK - A100 / C100 / E100 / F100 / B125	75	4	100	15002055
Blank for Customising	\	4	100	15002056

Tool Carriers

For use freestanding or in conjunction with trolleys, cupboards, benches and cabinets. Grab handles at each end allow for easy transportation.

Supplied with tool storage inserts for the most popular styles or empty for custom configurations.

Kitted Tool Carriers

Capacity	Tool Type	Order Ref.
10	ISO30 / BT30 / MT3	15001012.16
6	ISO40 / BT 40	15001014.16
5	ISO50 / BT50	15001016.16
6	VDI30	15001017.16
6	VDI40	15001018.16
5	VDI50	15001019.16
6	HSK - A63 / B80	15001024.16
5	HSK - A100 / B125	15001026.16



Dimensions (mm) - 590 wide x 125 deep x 110 high

Empty Tool Carrier

Rows	Sections	Order Ref.
1	20	15001007.16



CNC | Carrier Bench Stand & Trolleys

Tool Carrier - Bench Stand

- Allows tool carriers to be stored on any worktop
- Will hold 3 tool carriers (not included)
- 600mm wide x 450mm deep x 375mm high



Item	Order Ref.
Bench Stand for 3x Tool Carriers	15001003.16

Compact Trolley



- Fixed position trolley
- For tool carriers which fit directly into the trolley
- 650mm wide x 710mm deep x 1020mm high
- Supplied empty, add the required carriers
- 300kg total capacity

Item	Order Ref.
Compact Trolley	10401030.16

High Capacity Trolley



- Adjustable position trolley for tool carriers
- Each carrier requires a pair of carrier brackets
- An optional end shelf is available
- 670mm wide x 600mm deep x 985mm high
- Supplied empty, add the required carriers
- 300kg total capacity



HC Trolley - Carriers require a set of holding brackets. Carriers may be mounted in multiple positions

Item	Order Ref.
HC Trolley	10401029.16
End Shelf	12102084.16
Carrier Bracket Set	15003011.16

cubio
cabinets

cubio
mobile

cubio
cupboards

cubio
benches

cubio
accessories

perfo

CNC

verso
cabinets

verso
mobile

verso
cupboards

verso
benches

verso
accessories

facilities

cases

seating

CNC | Carrier Drawer Frames & Cabinets


Tool Carrier - Drawer Brackets

For high volume storage with ease of access and security CNC tooling may be stored in one of the bott cubio static or mobile cabinets.


The cabinets will accept either the tool carrier via drawer brackets (below) or direct into the tool frame (opposite).

Both systems will work with a wide selection of cabinet sizes, the ideal model will depend upon the length and quantity of tooling.

Please ask for a no obligation quote or on site consultation to discuss your requirements.



Tool Carrier - Drawer Brackets



Tool carriers may be mounted within the drawers using the accessory bracket set. Add carriers from page 164 as required, up to 3 carriers may be stored in each drawer.

The ideal cabinet is 800mm wide x 650mm deep but the system will work with the larger sizes.

Note: Tool carriers are not included



Item	Order Ref.
Carrier Brackets	43013031.51V



Drawer Frames & Inserts



CNC frame for use with cabinet or cupboard drawers. Add inserts from page 164 as required.

Any combination of CNC inserts may be used together in a single row up to the maximum number of sections per row.

Drawer frames are available in 80 and 125mm heights to suit the tooling shank length. Choose a cabinet drawer front height large enough to accommodate your tooling's overall length.



see pages 25 - 57



see page 104

Cabinet Width (mm)	Cabinet Depth (mm)	Rows	Sections Per Row	80mm high	125mm high
				Order Ref.	Order Ref.
525	525	2	15	43013001.16V	43013002.16V
525	650	3	15	43013011.16V	43013012.16V
650	650	3	20	43013013.16V	43013014.16V
650	750	4	20	43013023.16V	43013024.16V
800	525	2	26	43013005.16V	43013006.16V
800	650	3	26	43013015.16V	43013016.16V
800	750	4	26	43013025.16V	43013026.16V
1050	525	2	36	43013007.16V	43013008.16V
1050	650	3	36	43013017.16V	43013018.16V
1050	750	4	36	43013027.16V	43013028.16V
1300	750	4	46	43013029.16V	43013030.16V

Standard:

.16
RAL 7035 – light grey

Optional: (For use with .77 models)

.19
RAL 7016 – anthracite grey

- cupio cabinets
- cupio mobile
- cupio cupboards
- cupio benches
- cupio accessories
- perfo
- CNC
- verso cabinets
- verso mobile
- verso cupboards
- verso benches
- verso accessories
- facilities
- cases
- seating

CNC | CNC Cupboards Storage

CNC Cupboards

- 800mm or 1050mm wide x 525mm deep, choice of heights
- perfo or louvre door liner panels
- 75kg U.D.L. capacity drawers for drawer frames
- For carrier storage use the carrier holding shelf
- Sliding storage shelf accepts inserts

Insert Fitment

Any combination of CNC inserts may be used together in a single row up to the maximum number of sections per row.



Cupboard Housing

Cupboard Height	800mm wide		1050mm wide	
	Perfo Doors	Louvre Doors	Perfo Doors	Louvre Doors
	Order Ref.	Order Ref.	Order Ref.	Order Ref.
800	40012049.19V	40012050.19V	40013009.19V	40013010.19V
1000	40012053.19V	40012054.19V	40013013.19V	40013014.19V
1200	40012055.19V	40012056.19V	40013015.19V	40013016.19V
1600	40012057.19V	40012058.19V	40013017.19V	40013018.19V
2000	40012059.19V	40012060.19V	40013019.19V	40013020.19V

Drawer Pan



125mm or 175mm high drawers with 75kg U.D.L. capacity on smooth action roller bearing slides. Adjustable on a 25mm vertical pitch.

Cupboard Size (mm)	125mm High	175mm High
	Order Ref.	Order Ref.
800 x 525	40522013.16V	40522015.16V
1050 x 525	40522017.16V	40522019.16V

Standard Shelf



Durable, scuff resistant galvanised steel shelves, 100kg U.D.L. capacity. Adjustable on 25mm pitch.

Cupboard Size (mm)	Order Ref.
800 x 525	42101014.51V
1050 x 525	42101018.51V



Tool Carrier - Sliding Shelves



Supplied empty as a frame for use with the tool carriers, 3 tool carriers may be located in each shelf. For tool carriers see page 170.

- Roller bearing slides, 75kg U.D.L. load capacity
- Overall height is 220mm

Cupboard Width	Cupboard Depth	Carrier Capacity	Order Ref.
800mm	525mm	3	40523001.16V

Sliding Shelf Frame



Supplied as an empty frame for use with the tool holding inserts detailed on page 164.

- Roller bearing slides, 75kg U.D.L. load capacity
- Overall height is 220mm
- 3 Rows per sliding shelf frame
- 24 sections per row (800mm wide models)
- 33 sections per row (1050mm wide models)

Cupboard Width	Cupboard Depth	Order Ref.
800mm	525mm	40523002.16V
1050mm	525mm	40523005.16V

Drawer Frame



Supplied as an empty frame for use with the tool holding inserts detailed on page 164.

- Fits into a standard 1050 or 800mm wide x 525mm deep cubio cupboard drawer. (Drawer not included.)
- 2 Rows per drawer frame
- 26 sections per row (800mm wide models)
- 36 sections per row (1050mm wide models)

Cabinet Width	80mm High Frame	125mm High Frame
	Order Ref.	Order Ref.
800mm	43013005.16V	43013006.16V
1050mm	43013007.16V	43013008.16V

Housing:	Top, bottom and fronts:	Housing:	Top, bottom and fronts:
RAL 7035 – light grey	RAL 7016 – anthracite grey RAL 5010 – gentian blue RAL 7035 – light grey RAL 3004 – crimson red	RAL 7016 – anthracite grey	RAL 7016 – anthracite grey

- cubio cabinets
- cubio mobile
- cubio cupboards
- cubio benches
- cubio accessories
- perfo
- CNC
- verso cabinets
- verso mobile
- verso cupboards
- verso benches
- verso accessories
- facilities
- cases
- seating

CNC | Tool Blocks & Panels

Tool Blocks

Steel tool blocks for use freestanding or in conjunction with louvre panels.

Blocks are 233mm wide x 158mm deep x 139mm high. The most popular styles are shown complete with tool holding inserts, for other types use the empty block and add the required inserts from page 164.

Tools Stored	Tool Type	Order Ref.
4	ISO30 / BT 30 / MT3	15002057.16
3	ISO40 / BT 40	15002059.16
2	ISO50 / BT50	15002061.16
3	VDI30	15002062.16
3	VDI40	15002063.16
2	VDI50	15002064.16
3	HSK A63 / B80	15002069.16
2	HSK A80 / B100	15002070.16



Empty Tool Block

Rows	Sections	Order Ref.
1	9	13013054.16

Tool Block - Louvre Panels

Louvre panels are available in 3 widths, all feature reinforcing strips and folding to increase rigidity. Hook on bins and holding accessories are also available, please see pages 148 - 149.

Panel W x H (mm)	Maximum Tool Blocks Per Panel	Order Ref.
495 x 457	4	14025137.19
990 x 457	8	14025139.19
1486 x 457	12	14025140.19



Tool Block - Louvre Bench Panels

Using the standard horizontal panel the bench stand kit has rear brackets and end panels.

Suitable for fitment to all bott benches.

Overall height above the worktop is 457mm.

Bench Width (mm)	Order Ref.
1500	07002203.19V
2000	07002204.19V





CNC | Tool Blocks Panel Rack & Trolleys

Tool Block - Freestanding Louvre Panels



Double sided starter rack shown complete with tool blocks and optional base shelf, add the required tool blocks from opposite to the empty rack of choice.

Freestanding rack utilising the horizontal louvre panels. Available in single and double sided formats, starter and add on styles.
Up to 32 tool blocks may be used on each side. A base shelf for long tooling is available as an option.
1015mm wide x 452 / 905mm deep x 1835mm high.



Optional base shelf kit.

Format	Style	Depth (mm)	Order Ref.
Single Sided	Starter	452	12102092.19
Double Sided	Starter	905	12102094.19
Single Sided	Add on	452	12102093.19
Double Sided	Add on	905	12102095.19
Base Shelf			12102096.16

Tool Block - Louvre Panel Trolley



Double sided louvre panel trolley with a 3 piece top tray, push / pull handle and 125mm diameter wheels included as standard.
Up to 12 blocks may be stored on each side.
Reinforced lockable doors and a base shelf for long tooling are available as optional extras.
1115mm wide x 600mm deep x 1150mm high.

Trolley shown complete with tool blocks, add the required type from above to the empty trolley.

Item	Order Ref.
Tool Block Trolley (empty)	10403013.19
Door Kit (for 1 Side)	12501016.19
Base Shelf	12102096.16

Optional door kit.

Frame: RAL 7035 – light grey .19 .11 RAL 5010 – gentian blue RAL 7035 – light grey .16 .24
 RAL 7035 – light grey RAL 7016 – anthracite grey RAL 5010 – gentian blue RAL 7035 – light grey RAL 3004 – crimson red

- cupboards
- benches
- accessories
- perforated
- CNC
- versos
- mobile
- cupboards
- benches
- accessories
- facilities
- cases
- seating





verso - Our versatile solution



Quality with value

Easy expansion



Functional & adaptable

Our adaptable verso range offers simple functionality, combined with high-quality and excellent value-for-money.

Encompassing drawer cabinets, cupboards, benches and workstations, bott verso is suitable for a variety of applications, in many different industries.

Choose bott verso for practical, affordable solutions.

- Available in a wide range of sizes
- Mobile and static options
- 75kg U.D.L capacity drawers and shelves
- Optional drawer blocking mechanism
- 100% extension roller bearing slides
- Comprehensive accessory range
- 10-year extended guarantee

verso | Workstations

verso Workstations

- Freestanding workshop kit incorporating bott verso units
- Galvanised steel shelves with 75kg U.D.L capacity
- Cupboards have reinforced, hinged doors
- Medium duty 35mm worktop
- 75kg U.D.L capacity per drawer with 100% extension
- Rear perfo tool storage



A

Model	Width (mm)	Depth (mm)	Height (mm)	Included items	Lino
					Order Ref.
A	3450	590	2000	2x 525W x 550D x 2000H 4 shelf cupboards 3x 800W x 350D x 600H cupboards 2x 800W x 550D x 900H 5 drawer cabinet 1x 800W x 550D x 900H 2 shelf cupboard 1x 2400W x 550D 35mm worktop 3x 800W x 457H perfo panels 1x Rear support frame	16920102.19



B



C

Model	Width (mm)	Depth (mm)	Height (mm)	Included items	Lino
					Order Ref.
B	2125	590	2000	1x 525W x 550D x 2000H 4 shelf cupboard 2x 800W x 350D x 600H cupboards 1x 800W x 550D x 900H 5 drawer cabinet 1x 800W x 550D x 900H 2 shelf cupboard 1x 1600W x 550D 35mm worktop 2x 800W x 457H perfo panels 1x Rear support frame	16920100.19
C	2400	590	2000	1x 800W x 550D x 900H 2 shelf cupboard 3x 800W x 350D x 600H cupboards 2x 800W x 550D x 900H 5 drawer cabinets 1x 2400W x 550D 35mm worktop 3x 800W x 457H perfo panels 1x Rear support frame	16920101.19

Housing:

RAL 7035 – light grey

Fronts:

RAL 7016 – anthracite grey

RAL 5010 – gentian blue

RAL 7035 – light grey

RAL 3004 – crimson red

cupboards

mobile

cupboards

benches

accessories

perfo

CNC

cupboards

mobile

cupboards

benches

accessories

facilities

cases

seating

verso - Cabinets





Fully Welded Housing

With fully welded steel housings, verso cabinets are designed to withstand the rigours of industrial use. All are 550mm deep, with three widths and numerous height options to choose from.

Robust Drawers

All standard fitment drawers are 75kg U.D.L. capacity, with 100% extension roller bearing slides for smooth operation and easy access.

Efficient Storage

Drawer pans are all full height and available in 100mm, 125mm, and 175mm options. Small parts can be efficiently organised using plastic storage boxes, adjustable metal dividers or inlay mats.

Drawer Locking

All verso cabinets are centrally lockable, models with drawer blocking mechanism are available on request.

Practical Work Surfaces

30mm thick Multiplex or Lino worktops are available for all verso cabinets, as well as top trays with inlaid mats or lectern tops with built-in pen trays.

Wide Range of Accessories

Individually kit out your verso cabinet, with a wide range of drawer dividers, shelves and worktops.

verso | **Cabinets** 525mm Wide x 550mm Deep

525mm Wide x 550mm Deep Cabinets



800mm High

725mm cupboard with 2x shelves

2x 100mm drawers
500mm cupboard with shelf

Order Ref.

16926038.19

Order Ref.

16925016.19

900mm High

825mm cupboard with 2x shelves

1x 125mm, 1x 175mm drawers
500mm cupboard with shelf

Order Ref.

16926047.19

Order Ref.

16925037.19

1000mm High

925mm cupboard with 2 shelves

1x 100mm, 1x 125mm, 1x 175mm drawers
500mm cupboard with shelf

Order Ref.

16926059.19

Order Ref.

16925061.19





800mm High



2x 100mm, 3x 175mm drawers

Order Ref.
16925012.19



1x 100mm, 5x 125mm drawers

Order Ref.
16925014.19



6x 100mm, 1x 125mm drawers

Order Ref.
16925015.19

900mm High



1x 125mm, 4x 175mm drawers

Order Ref.
16925017.19



4x 100mm, 2x 125mm, 1x 175mm drawers

Order Ref.
16925029.19



7x 100mm, 1x 125mm drawers

Order Ref.
16925033.19

1000mm High



4x 100mm drawers / 500mm cupboard with shelf

Order Ref.
16925065.19



2x 100mm, 3x 125mm, 2x 175mm drawers

Order Ref.
16925049.19



8x 100mm, 1x 125mm drawers

Order Ref.
16925057.19

Housing:

RAL 7035 – light grey

Fronts:

RAL 7016 – anthracite grey

RAL 5010 – gentian blue

RAL 7035 – light grey

RAL 3004 – crimson red

- cupboards
- benches
- accessories
- perfo
- CNC
- cupboards
- mobile
- cupboards
- benches
- accessories
- facilities
- cases
- seating

verso | **Cabinets** 800mm Wide x 550mm Deep

800mm Wide x 550mm Deep Cabinets



800mm High

725mm cupboard with 2x shelves

Order Ref.

16926138.19

2x 100mm drawers
500mm cupboard with shelf

Order Ref.

16925116.19

900mm High

825mm cupboard with 2x shelves

Order Ref.

16926147.19

1x 125mm, 1x 175mm drawers
500mm cupboard with shelf

Order Ref.

16925137.19

1000mm High

925mm cupboard with 2x shelves

Order Ref.

16926159.19

1x 100mm, 1x 125mm, 1x 175mm drawers
500mm cupboard with shelf

Order Ref.

16925161.19






800mm High



2x 100mm, 3x 175mm drawers

Order Ref.
16925112.19



1x 100mm, 5x 125mm drawers

Order Ref.
16925114.19



6x 100mm, 1x 125mm drawers

Order Ref.
16925115.19

900mm High



1x 125mm, 4x 175mm drawers

Order Ref.
16925117.19



4x 100mm, 2x 125mm, 1x 175mm drawers

Order Ref.
16925129.19



7x 100mm, 1x 125mm drawers

Order Ref.
16925133.19

1000mm High



4x 100mm drawers / 500mm cupboard with shelf

Order Ref.
16925165.19



2x 100mm, 3x 125mm, 2x 175mm drawers

Order Ref.
16925149.19



8x 100mm, 1x 125mm drawers

Order Ref.
16925157.19

Housing:

RAL 7035 – light grey

Fronts:

RAL 7016 – anthracite grey

RAL 5010 – gentian blue

RAL 7035 – light grey

RAL 3004 – crimson red

- cupboards
- benches
- accessories
- perforated
- CNC
- mobile cabinets
- mobile
- cupboards
- benches
- accessories
- facilities
- cases
- seating

verso | **Cabinets** 1050mm Wide x 550mm Deep

1050mm Wide x 550mm Deep Cabinets



800mm High

725mm cupboard with 2x shelves

2x 100mm drawers
500mm cupboard with shelf

Order Ref.

16926238.19

Order Ref.

16925216.19

900mm High

825mm cupboard with 2x shelves

1x 125mm, 1x 175mm drawers
500mm cupboard with shelf

Order Ref.

16926247.19

Order Ref.

16925237.19

1000mm High

925mm cupboard with 2x shelves

1x 100mm, 1x 125mm, 1x 175mm drawers
500mm cupboard with shelf

Order Ref.

16926259.19

Order Ref.

16925261.19





800mm High



2x 100mm, 3x 175mm drawers

Order Ref.
16925212.19



1x 100mm, 5x 125mm drawers

Order Ref.
16925214.19



6x 100mm, 1x 125mm drawers

Order Ref.
16925215.19

900mm High



1x 125mm, 4x 175mm drawers

Order Ref.
16925217.19



4x 100mm, 2x 125mm, 1x 175mm drawers

Order Ref.
16925229.19



7x 100mm, 1x 125mm drawers

Order Ref.
16925233.19

1000mm High



4x 100mm drawers / 500mm cupboard with shelf

Order Ref.
16925265.19



2x 100mm, 3x 125mm, 2x 175mm drawers

Order Ref.
16925249.19



8x 100mm, 1x 125mm drawers

Order Ref.
16925257.19

Housing:

RAL 7035 – light grey

Fronts:

RAL 7016 – anthracite grey

RAL 5010 – gentian blue

RAL 7035 – light grey

RAL 3004 – crimson red

- cupboards
- benches
- accessories
- perforated
- CNC
- mobile
- cupboards
- benches
- accessories
- facilities
- cases
- seating

verso - Mobile





Fully Welded Housing

With fully welded steel construction and push-pull handles, verso cabinets are designed to withstand the rigours of industrial use. Featuring 125mm diameter rubber tyred castors, with 2 fixed, 2 swivel & brake mechanism.

Robust Drawers

For verso mobile, all standard fitment drawers are 50kg U.D.L. capacity, with 100% extension roller bearing slides for smooth operation and easy access.

Efficient Storage

Drawer pans are all full height and available in 100mm, 125mm, and 175mm options. Small parts can be efficiently organised using plastic storage boxes, adjustable metal dividers and inlay mats.

Drawer Locking & Blocking

Mobile verso cabinets are centrally lockable, with integrated drawer blocking mechanism as standard, so that only one drawer can be opened at any time.

Practical Work Surfaces

30mm thick Multiplex or Lino worktops are supplied as standard for all verso mobile cabinets, or choose top trays with inlaid mats.


Wide Range of Accessories

A wide range of drawer divider kits, shelves, worktops and top trays are available to kit out your mobile verso unit.

verso | **Mobile** Maintenance Trolleys

Maintenance Trolleys

- Welded steel construction
- Lockable cupboards have adjustable height, galvanised steel shelf
- Shelf capacity is 75kg U.D.L
- 50 Kg U.D.L. capacity, 100% extension drawers
- Drawer blocking to prevent accidental opening
- Push - pull handles
- 125mm diameter castor set, 2 with brake
- Maximum combined load capacity 200kg
- 1050mm wide
- Drawer and cupboard sections are equivalent to the 525 wide models
- 980mm high x 600mm deep with 30mm worktops
- 965mm high x 550mm deep with top tray & inlaid mat



Top Tray & Mat

Metal top tray with 3 raised sides to prevent accidental roll off of items. Inlaid is a ribbed rubber mat. Increases height by 15mm. Supplied in RAL7035 light grey only.



Mpx

30mm thick laminated beech ply. A tough general duty top suitable for most workplace applications. 600mm deep.



Lino

30mm thick with grey lino surface. Easy clean with good surface resistance to water, oils, and chemicals. Ideal for assembly and storage areas. 600mm deep.



Maintenance Trolleys 1050mm Wide



Drawers / Cupboard	Worktop	Order Ref.
2x 100mm, 3x 175mm drawers 1x 725mm cupboard with shelf	Top Tray	16927122.19
	Mpx	16927121.19
	Lino	16927120.19



Drawers / Cupboard	Worktop	Order Ref.
3x 100mm, 2x 125mm, 1x 175mm drawers 1x 725mm cupboard with shelf	Top Tray	16927125.19
	Mpx	16927124.19
	Lino	16927123.19



Drawers / Cupboard	Worktop	Order Ref.
6x 100mm, 1x 125mm drawers 1x 725mm cupboard with shelf	Top Tray	16927128.19
	Mpx	16927127.19
	Lino	16927126.19



Drawers / Cupboard	Worktop	Order Ref.
4x 100mm, 6x 175mm drawers	Top Tray	16927102.19
	Mpx	16927101.19
	Lino	16927100.19

Drawers / Cupboard	Worktop	Order Ref.
2x 725mm cupboards each with 1x shelf	Top Tray	16927142.19
	Mpx	16927141.19
	Lino	16927140.19



Housing:

RAL 7035 – light grey	.19	.11	.16	.24
RAL 7035 – light grey	RAL 7016 – anthracite grey	RAL 5010 – gentian blue	RAL 7035 – light grey	RAL 3004 – crimson red

Fronts:

- cuprio cabinets
- cuprio mobile
- cuprio cupboards
- cuprio benches
- cuprio accessories
- perfo
- CNC
- verso cabinets
- verso mobile
- verso cupboards
- verso benches
- verso accessories
- facilities
- cases
- seating

verso | Mobile Maintenance Trolleys / Mobile Cupboards

Maintenance Trolleys 1300mm Wide

- Welded steel construction
- Lockable cupboards have adjustable height, galvanised steel shelf
- Shelf capacity is 75kg U.D.L
- 50 Kg U.D.L. capacity, 100% extension drawers from the 800mm wide cabinet range
- Drawer blocking to prevent accidental opening
- Push - pull handle
- 125mm diameter castor set, 2 with brake
- Maximum combined load capacity 200kg
- 1300mm wide
- Drawer sections are equivalent to the 800 and 525 wide cabinet models
- 980mm high x 600mm deep with 30mm worktops
- 965mm high x 550mm deep with top tray & inlaid mat



Drawers / Cupboard	Worktop	Order Ref.
2x 100mm, 3x 175mm drawers	Top Tray	16927152.19
	Mpx	16927151.19
1x 725mm cupboard with shelf	Lino	16927150.19



Drawers / Cupboard	Worktop	Order Ref.
3x 100mm, 2x 125mm, 1x 175mm drawers	Top Tray	16927155.19
	Mpx	16927154.19
1x 725mm cupboard with shelf	Lino	16927153.19



Drawers / Cupboard	Worktop	Order Ref.
6x 100mm, 1x 125mm drawers	Top Tray	16927158.19
	Mpx	16927157.19
1x 725mm cupboard with shelf	Lino	16927156.19

Mobile cupboards



- Welded steel construction
- Adjustable height, galvanised steel shelf with 75kg U.D.L capacity
- Handle and 125mm diameter castor set
- 980mm high x 600mm deep with 30mm worktops
- 965mm high x 550mm deep with top tray & inlaid mat

Drawers / Cupboard	800mm wide		1050mm wide
	Worktop	Order Ref.	Order Ref.
Full width cupboard with 1x shelf	Top Tray	16927014.19	16927064.19
	Mpx	16927013.19	16927063.19
	Lino	16927012.19	16927062.19



verso | Mobile Cabinets

Mobile Cabinets

- Welded steel construction with push - pull handles
- 50 Kg U.D.L. capacity, 100% extension drawers
- Drawer blocking to prevent accidental opening
- 980mm high with 30mm multiplex or lino worktops
- 965mm high with top tray & inlaid mat
- 600mm deep with worktops, 550mm deep with top tray
- 125mm diameter castor set, 2 with brake



Width	Drawers (mm)	Worktop	Order Ref.
800	2x 100, 3x 175	Top Tray	16927002.19
800	2x 100, 3x 175	Multiplex	16927001.19
800	2x 100, 3x 175	Lino	16927000.19
1050	2x 100, 3x 175	Top Tray	16927052.19
1050	2x 100, 3x 175	Multiplex	16927051.19
1050	2x 100, 3x 175	Lino	16927050.19

Width	Drawers (mm)	Worktop	Order Ref.
800	6x 100, 1x 125	Top Tray	16927008.19
800	6x 100, 1x 125	Multiplex	16927007.19
800	6x 100, 1x 125	Lino	16927006.19
1050	6x 100, 1x 125	Top Tray	16927058.19
1050	6x 100, 1x 125	Multiplex	16927057.19
1050	6x 100, 1x 125	Lino	16927056.19



Width	Drawers (mm)	Worktop	Order Ref.
800	3x 100, 2x 125, 1x 175	Top Tray	16927005.19
800	3x 100, 2x 125, 1x 175	Multiplex	16927004.19
800	3x 100, 2x 125, 1x 175	Lino	16927003.19
1050	3x 100, 2x 125, 1x 175	Top Tray	16927055.19
1050	3x 100, 2x 125, 1x 175	Multiplex	16927054.19
1050	3x 100, 2x 125, 1x 175	Lino	16927053.19

Width	Drawers (mm)	Worktop	Order Ref.
800	2x 100, 500 cupboard	Top Tray	16927011.19
800	2x 100, 500 cupboard	Multiplex	16927010.19
800	2x 100, 500 cupboard	Lino	16927009.19
1050	2x 100, 500 cupboard	Top Tray	16927061.19
1050	2x 100, 500 cupboard	Multiplex	16927060.19
1050	2x 100, 500 cupboard	Lino	16927059.19

Housing:

Fronts:

RAL 7035 – light grey
.19
.11
.16
.24
 RAL 7035 – light grey RAL 7016 – anthracite grey RAL 5010 – gentian blue RAL 7035 – light grey RAL 3004 – crimson red

- verso cabinets
- verso mobile
- verso cupboards
- verso benches
- verso accessories
- perfo
- CNC
- verso cabinets
- verso mobile
- verso cupboards
- verso benches
- verso accessories
- facilities
- cases
- seating

verso - Cupboards





Fully Welded Housing

With fully welded steel housings, verso cupboards are designed to withstand the rigours of industrial use. Choose from simple shelf cupboards and self-contained workshops, to compact lockable wall cupboards.

Multiple Door Options

Choose from hinged, sliding, up/over roller shutter, window panel or ventilated door styles.

Galvanised Steel Shelves

Durable scuff resistant shelves with 75kg U.D.L. capacity. Adjustable on a 25mm pitch.

75kg Internal Drawers

100mm, 125mm or 175mm high, roller bearing drawers; with 75kg U.D.L. capacity, 100% extension and full height drawer pans. Tough plastic boxes, adjustable metal dividers and inlay mats, allow for adaptable custom layouts.

Internal Fittings & Accessories

A wide range of internal fittings and accessories are available to kit out verso cupboards; including perfo and louvre liner panels, hook, bin and divider kits, shelf dividers and Multiplex worktops.

cubio
cabinetscubio
mobilecubio
cupboardscubio
benchescubio
accessories

perfo

CNC

verso
cabinetsverso
mobileverso
cupboardsverso
benchesverso
accessories

facilities

cases

seating

verso | Cupboards Shelf Cupboards

Shelf Cupboards

- Tough, welded steel construction
- Three point locking doors
- Galvanised shelves with 75kg U.D.L. capacity
- Choice of reinforced steel door in standard or ventilated style
- Ventilated doors aid drying and allow a quick visual stock check



525mm Wide x 350mm Deep

Height	Shelves	Plain Doors	Ventilated Doors
		Order Ref.	Order Ref.
800	2	16926008.19	16926710.19
900	2	16926011.19	16926711.19
1000	2	16926014.19	16926712.19
2000	4	16926019.19	16926713.19
Extra shelf for 525mm W x 350mm D			16926910.51



525mm Wide x 550mm Deep

Height	Shelves	Plain Doors	Ventilated Doors
		Order Ref.	Order Ref.
800	2	16926038.19	16926720.19
900	2	16926047.19	16926721.19
1000	2	16926059.19	16926722.19
2000	4	16926067.19	16926723.19
Extra shelf for 525mm W x 550mm D			16926912.51



Shelf Cupboards

800mm Wide x 350mm Deep

Height	Shelves	Plain Doors	Ventilated Doors
		Order Ref.	Order Ref.
800	2	16926108.19	16926730.19
900	2	16926111.19	16926731.19
1000	2	16926114.19	16926732.19
2000	4	16926119.19	16926733.19
Extra shelf for 800mm W x 350mm D			16926913.51

800mm Wide x 550mm Deep

Height	Shelves	Plain Doors	Ventilated Doors
		Order Ref.	Order Ref.
800	2	16926138.19	16926740.19
900	2	16926147.19	16926741.19
1000	2	16926159.19	16926742.19
2000	4	16926167.19	16926743.19
Extra shelf for 800mm W x 550mm D			16926915.51

1050mm Wide x 350mm Deep

Height	Shelves	Plain Doors	Ventilated Doors
		Order Ref.	Order Ref.
800	2	16926208.19	16926750.19
900	2	16926211.19	16926751.19
1000	2	16926214.19	16926752.19
2000	4	16926219.19	16926753.19
Extra shelf for 1050mm W x 350mm D			16926916.51

1050mm Wide x 550mm Deep

Height	Shelves	Plain Doors	Ventilated Doors
		Order Ref.	Order Ref.
800	2	16926238.19	16926760.19
900	2	16926247.19	16926761.19
1000	2	16926259.19	16926762.19
2000	4	16926267.19	16926770.19
Extra shelf for 1050mm W x 550mm D			16926918.51



1300mm Wide x 550mm Deep

Height	Shelves	Plain Doors	Ventilated Doors
		Order Ref.	Order Ref.
800	2	16926621.19	16926780.19
900	2	16926631.19	16926781.19
1000	2	16926601.19	16926782.19
2000	4	16926653.19	16926783.19
Extra shelf for 1300mm W x 550mm D			16926927.51

Housing:

RAL 7035 – light grey

Fronts:

RAL 7016 – anthracite grey

RAL 5010 – gentian blue

RAL 7035 – light grey

RAL 3004 – crimson red

- cubio cabinets
- cubio mobile
- cubio cupboards
- cubio benches
- cubio accessories
- perfo
- CNC
- verso cabinets
- verso mobile
- verso cupboards
- verso benches
- verso accessories
- facilities
- cases
- seating

verso | Cupboards Window Door

Window Door Cupboards

- Robust, welded steel housing
- Galvanised steel shelves with 75kg U.D.L. capacity
- 3 point locking doors with perspex windows
- Easy visual stock / tool check promotes good working practices



525mm Wide x 350mm Deep

Height (mm)	Shelves	Order Ref.
800	2	16926070.19
900	2	16926071.19
1000	2	16926072.19
2000	4	16926073.19
extra shelf 525 x 350		16926910.51

1050mm Wide x 350mm Deep

Height (mm)	Shelves	Order Ref.
800	2	16926270.19
900	2	16926271.19
1000	2	16926272.19
2000	4	16926273.19
extra shelf 1050 x 350		16926916.51



525mm Wide x 550mm Deep

Height (mm)	Shelves	Order Ref.
800	2	16926074.19
900	2	16926075.19
1000	2	16926076.19
2000	4	16926077.19
extra shelf 525 x 550		16926912.51

1050mm Wide x 550mm Deep

Height (mm)	Shelves	Order Ref.
800	2	16926274.19
900	2	16926275.19
1000	2	16926276.19
2000	4	16926277.19
extra shelf 1050 x 550		16926918.51

1300mm Wide x 550mm Deep

Height (mm)	Shelves	Order Ref.
800	2	16926660.19
900	2	16926661.19
1000	2	16926662.19
2000	4	16926663.19
extra shelf 1300 x 550		16926927.51



verso | Cupboards Sliding Door

Sliding Door Cupboards

- Robust, welded steel housing
- Galvanised steel shelves with 75kg U.D.L. capacity
- Lockable, space saving, steel sliding doors
- Ideal for narrow aisles or restricted floor areas



1050mm Wide x 550mm Deep

Height	Shelves	Order Ref.
1000	2	16926280.19
2000	4	16926281.19
extra shelf 1050 x 550 (sliding door cupboards only)		16926928.51

1300mm Wide x 550mm Deep

Height	Shelves	Order Ref.
1000	2	16926670.19
2000	4	16926671.19
extra shelf 1300 x 550 (sliding door cupboards only)		16926929.51

Housing:	Fronts:
	.19
RAL 7035 – light grey	RAL 7016 – anthracite grey
	.11
	.16
	.24
	RAL 5010 – gentian blue
	RAL 7035 – light grey
	RAL 3004 – crimson red

- cubio cabinets
- cubio mobile
- cubio cupboards
- cubio benches
- cubio accessories
- perfo
- CNC
- verso cabinets
- verso mobile
- verso cupboards
- verso benches
- verso accessories
- facilities
- cases
- seating

verso | Cupboards Bin Cupboards

Bin Cupboards

- Three point locking, reinforced doors
- Galvanised shelves with 75kg U.D.L capacity
- Complete with bins in the colours shown
- Bin Sizes - (W x D x H mm)
- No.3 - 145 x 240 x 125, No.5 - 303 x 485 x 190

800mm W x 350mm D x 1000mm H



Bins	Shelves	Order Ref.
20 x No. 3	4	16926400.19

1050mm W x 350mm D x 1000mm H




Bins	Shelves	Order Ref.
30 x No. 3	4	16926500.19

800mm W x 350mm D x 2000mm H



Bins	Shelves	Order Ref.
44 x No. 3	10	16926401.19

1050mm W x 350mm D x 2000mm H



Bins	Shelves	Order Ref.
66 x No. 3	10	16926501.19



800mm W x 550mm D x 1000mm H 1050mm W x 550mm D x 1000mm H



Bins	Shelves	Order Ref.
8 x No. 5	3	16926450.19

Bins	Shelves	Order Ref.
12 x No. 5	3	16926550.19

800mm W x 550mm D x 2000mm H

1050mm W x 550mm D x 2000mm H



Bins	Shelves	Order Ref.
14 x No. 5	6	16926451.19

Bins	Shelves	Order Ref.
21 x No. 5	6	16926551.19

Housing: RAL 7035 – light grey **Fronts:** RAL 7016 – anthracite grey .19 RAL 5010 – gentian blue .11 RAL 7035 – light grey .16 RAL 3004 – crimson red .24

- cupboards
- benches
- accessories
- perforated
- CNC
- verso cabinets
- verso mobile
- verso cupboards
- verso benches
- verso accessories
- facilities
- cases
- seating

verso | Cupboards **Compartment Cupboards**

Compartment Cupboards

- Lockable steel cupboards complete with compartment dividers
- Ideal for mailrooms, stores and document storage
- Compartments are 235mm wide x 310mm deep x 100mm high
- Three point locking, reinforced doors
- 75kg U.D.L capacity per shelf



A



B



C



D

Model	Height (mm)	Width (mm)	Depth (mm)	Compartments	Order Ref.
A	1000	800	350	21	16926402.19
B	1000	1050	350	28	16926502.19
C	2000	800	350	45	16926403.19
D	2000	1050	350	60	16926503.19



verso | Cupboards bottBox kits

bottBox Cupboards

- Lockable steel cupboards complete with bottBox kits
- Ideal for mailrooms, stores and document storage
- Three point locking, reinforced doors
- 75kg U.D.L capacity per shelf
- For more bottBox information see page 149



Model	Height (mm)	Width (mm)	Depth (mm)	Shelves	bottBoxes	bottBox size (WxDxH) x Quantity	Order Ref.
A	1000	800	350	3	20	130 x 298 x 165 (x20)	16926404.19
B	1000	800	550	3	12	130 x 451 x 165 (x4), 264 x 451 x 165 (x8)	16926460.19
C	1000	1050	350	3	28	130 x 298 x 165 (x28)	16926506.19
D	1000	1050	550	3	16	130 x 451 x 165 (x4), 264 x 451 x 165 (x12)	16926559.19
E	2000	800	350	8	45	130 x 298 x 165 (x45)	16926405.19
F	2000	800	550	8	27	130 x 451 x 165 (x9), 264 x 451 x 165 (x18)	16926461.19
G	2000	1050	350	8	63	130 x 298 x 165 (x63)	16926507.19
H	2000	1050	550	8	36	130 x 398 x 165 (x9), 264 x 398 x 165 (x27)	16926588.19

Housing:

RAL 7035 – light grey
.19
.11
.16
.24

Fronts:

RAL 7016 – anthracite grey
RAL 5010 – gentian blue
RAL 7035 – light grey
RAL 3004 – crimson red

- cuprio cabinets
- cuprio mobile
- cuprio cupboards
- cuprio benches
- cuprio accessories
- perfo
- CNC
- verso cabinets
- verso mobile
- verso cupboards
- verso benches
- verso accessories
- facilities
- cases
- seating

verso | Cupboards Mini Workshops

Mini Workshops 1050mm Wide

- Ideal as a standalone maintenance, quality or tool setting station remote from the main area
- Welded steel construction with reinforced doors
- Galvanised shelves with 75kg U.D.L. capacity
- Multiplex wooden worktop
- Roller bearing drawers with 75kg U.D.L. capacity
- Internal panels in perfo and louvre styles
- Optional hook, bin and divider kits
- 1300 / 1050mm Wide x 550mm deep x 2000mm high

Tools and accessories shown are not included.

Model Shown with optional hook and bin kits.



A



B



C

Model	Shelves	Drawers	Panels	Worktop	Order Ref.
A	-	4x 125mm, 2x 175mm	1x perfo, 1x louvre	1	16926573.19
	1	1x 100mm, 1x 125mm, 1x 175mm	1x perfo, 1x louvre	1	16926572.19
B	1	2x 125mm	1x perfo, 1x louvre	1	16926571.19
C	2	1x 175mm	1x perfo, 1x louvre	1	16926570.19



Mini Workshops 1300mm Wide



D



E



F



G

Model	Shelves	Drawers	Panels	Worktop	Order Ref.
D	-	4x 125mm, 2x 175mm	1x perfo, 1x louvre	1	16926595.19
E	1	1x 100mm, 1x 125mm, 1x 175mm	1x perfo, 1x louvre	1	16926594.19
F	1	2x 125mm	1x perfo, 1x louvre	1	16926593.19
G	2	1x 175mm	1x perfo, 1x louvre	1	16926592.19

Housing:

RAL 7035 – light grey

Fronts:

RAL 7016 – anthracite grey

RAL 5010 – gentian blue

RAL 7035 – light grey

RAL 3004 – crimson red

- cupbio cabinets
- cupbio mobile
- cupbio cupboards
- cupbio benches
- cupbio accessories
- perfo
- CNC
- verso cabinets
- verso mobile
- verso cupboards
- verso benches
- verso accessories
- facilities
- cases
- seating

verso | Cupboards Kitted Cupboards

Kitted Cupboards

- Combined drawer and shelf storage
- Welded steel construction with reinforced doors
- Galvanised shelves with 75kg U.D.L. capacity
- Roller bearing drawers with 75kg U.D.L. capacity
- Divider kits available see page 236
- All models 550mm deep



A



B



C

Model	Height (mm)	Width (mm)	Shelves	Drawers	Order Ref.
	1000	800	2	1x 125mm	16926452.19
A	1000	800	1	1x 100mm, 1x 125mm	16926453.19
	1000	800	1	1x 100mm, 1x 125mm, 1x 175mm	16926454.19
B	1000	1050	2	1x 125mm	16926552.19
	1000	1050	1	1x 100mm, 1x 125mm	16926553.19
C	1000	1050	1	1x 100mm, 1x 125mm, 1x 175mm	16926554.19
	1000	1300	2	1x 125mm	16926604.19
	1000	1300	1	1x 100mm, 1x 125mm	16926605.19
	1000	1300	1	1x 100mm, 1x 125mm, 1x 175mm	16926607.19



D



E



F

Model	Height (mm)	Width (mm)	Shelves	Drawers	Order Ref.
D	2000	800	4	2x 125mm	16926455.19
	2000	800	4	1x100mm, 1x 125mm, 1x 175mm	16926456.19
E	2000	800	3	1x100mm, 2x 125mm, 1x 175mm	16926457.19
F	2000	800	3	2x100mm, 4x 125mm, 2x 175mm	16926458.19



Kitted Cupboards



G



H



I



J

Model	Height	Width	Shelves	Drawers	Order Ref.
G	2000	1050	4	2x 125mm	16926574.19
H	2000	1050	4	1x 100mm, 1x 125mm, 1x 175mm	16926575.19
I	2000	1050	3	1x 100mm, 2x 125mm, 1x 175mm	16926576.19
J	2000	1050	3	2x 100mm, 4x 125mm, 2x 175mm	16926577.19
K	2000	1300	4	2x 125mm	16926654.19
L	2000	1300	4	1x 100mm, 1x 125mm, 1x 175mm	16926655.19
M	2000	1300	3	1x 100mm, 2x 125mm, 1x 175mm	16926656.19
N	2000	1300	3	2x 100mm, 4x 125mm, 2x 175mm	16926657.19

Housing:

RAL 7035 – light grey

Fronts:

RAL 7016 – anthracite grey

RAL 5010 – gentian blue

RAL 7035 – light grey

RAL 3004 – crimson red

- cupio cabinets
- cupio mobile
- cupio cupboards
- cupio benches
- cupio accessories
- perfo
- CNC
- verso cabinets
- verso mobile
- verso cupboards
- verso benches
- verso accessories
- facilities
- cases
- seating

verso | Cupboards Roller Shutter Cupboards

Roller Shutter Door

- Tough, welded steel housing
- Space saving roller shutter door ideal for narrow aisles and gangways
- Galvanised steel shelves adjustable on 25mm vertical pitch
- Durable, rigid pastic door in light grey only
- 75kg U.D.L. capacity per shelf

Accessories shown are not included. Roller shutter doors are supplied in light grey plastic only.



Height (mm)	Width (mm)	Depth (mm)	Shelves	Order Ref.
2000	1050	550	3	16926700.16
Extra shelf				16926925.51

Roller Shutter Wall Cupboards

- Tough, welded steel housing
- Space saving roller shutter door ideal for narrow aisles
- Perfo backpanel
- Durable, rigid plastic door in light grey only



Height (mm)	Width (mm)	Depth (mm)	Order Ref.
800	800	350	16926735.16
1000	800	350	16926736.16
800	1050	350	16926755.16
1000	1050	350	16926756.16




verso | Cupboards Wall Cupboards

Wall Cupboards 525mm Wide

- Three point locking doors (double doors on 800 / 1050mm Wide models, single door on 525mm wide versions)
- Galvanised steel shelves, adjustable on 25mm pitch with 75kg U.D.L. capacity per shelf
- All models 350mm deep

Height	Shelves	Order Ref.
600	1	16926002.19
800	2	16926008.19
900	2	16926011.19



800mm Wide

Height	Shelves	Order Ref.
600	1	16926102.19
800	2	16926108.19
900	2	16926111.19

1050mm Wide

Height	Shelves	Order Ref.
600	1	16926202.19
800	2	16926208.19
900	2	16926211.19

Economy Wall Cupboards

- Three point locking, reinforced doors
- Roller bearing drawers with 10kg U.D.L. capacity
- Galvanised shelves adjustable on 100mm pitch
- 35kg U.D.L. capacity per shelf
- 525mm or 800mm wide
- 600mm high x 350mm deep



Width	Drawers	Shelves	Order Ref
525	/	1	16929001.19
525	/	2	16929002.19
525	1	2	16929003.19
800	/	1	16929101.19
800	/	2	16929102.19
800	1	2	16929103.19



Housing:

RAL 7035 – light grey

Fronts:

RAL 7016 – anthracite grey

RAL 5010 – gentian blue

RAL 7035 – light grey

RAL 3004 – crimson red

verso cabinets
verso mobile
verso cupboards
verso benches
verso accessories
perfo
CNC
verso cabinets
verso mobile
verso cupboards
verso benches
verso accessories
facilities
cases
seating

verso - Benches





Robust Construction

With robust construction and up to 600kg U.D.L total capacity, verso benches are strong, reliable and built to last. Choose from framework, cantilever, pedestal, storage or welded styles.

Worktop Options

30mm worktops are used on framework, storage and pedestal benches and 20mm on welded and cantilever styles. Choose from Multiplex, Lino or ESD Laminate. MFC Laminate is also available for cantilever benches.

Ergonomic Working

Many verso bench styles offer fixed or height adjustable options and mobile alternatives are available for framework, workstand and welded styles. Rear and overhead frame kits can be used to create efficient and ergonomic workstations; including, swivel arms, storage panels, adjustable shelves, service ducts and lighting.

Wide Range of Accessories

Create custom configurations by combining verso bench systems with our wide range of accessories; including, backpanels, drawer dividers and hook and bin kits.

verso | **Benches** Worktops

Multiplex (Mpx) Lino MFC Laminate




30mm, resin bonded, layered hardwood beech ply with cross laminated construction.

A tough general duty worktop suitable for most applications.



30mm overall with a 28mm particle board core and a 2mm grey linoleum surface and a durable plastic edgebanding.


An easy clean top with good surface resistance to water, oils, acids and chemicals. Ideal for office, assembly and storage areas.



20mm with particle board core, with MFC laminate surface and plastic edgbanding.

An easy clean top with high abrasion resistance and excellent surface resistance to water, oils, weak chemicals. For cantilever benches only.

ESD Laminate



30mm conductive particle board core with conductive laminate surface and ABS antistatic edges.

An easy clean top with high abrasion resistance and excellent surface resistance to water, oils, weak chemicals.





verso | Benches Welded Benches

Welded Benches

- Heavy duty steel framework with rear upstand
- Full depth steel base shelf
- Mobile models have 125mm diameter castors
- Steel top models 910mm high
- Mpx top models 930mm high
- All models 600mm deep
- Benches supplied assembled, drawers or cupboards will require fitting to the bench.



Basic Bench

Type	Length	Worktop	Order Ref.
Static	1000	Steel	16922502.16
Static	1000	Mpx	16922503.16
Mobile	1000	Steel	16922700.16
Mobile	1000	Mpx	16922701.16
Static	1500	Steel	16922506.16
Static	1500	Mpx	16922507.16



Bench with Cupboard



Model shown static 1500mm with mpx top.
Cupboard: 600mm high x 525mm wide x 550mm deep with 1x adjustable shelf (75kg U.D.L. capacity)

Type	Length	Worktop	Order Ref.
Static	1000	Steel	16922602.19
Static	1000	Mpx	16922603.19
Mobile	1000	Steel	16922802.19
Mobile	1000	Mpx	16922803.19
Static	1500	Steel	16922606.19
Static	1500	Mpx	16922607.19

Bench with Drawer



Model shown static 1500mm with steel top.
Drawer: 250mm high x 525mm wide x 550mm deep (75kg U.D.L. capacity)

Type	Length	Worktop	Order Ref.
Static	1000	Steel	16922600.19
Static	1000	Mpx	16922601.19
Mobile	1000	Steel	16922800.19
Mobile	1000	Mpx	16922801.19
Static	1500	Steel	16922604.19
Static	1500	Mpx	16922605.19

Housing:

RAL 7035 – light grey
.19
.11
RAL 7035 – light grey
.24

Fronts:


RAL 7016 – anthracite grey
RAL 5010 – gentian blue
RAL 7035 – light grey
RAL 3004 – crimson red

- verso cabinets
- verso mobile
- verso cupboards
- verso benches
- verso accessories
- perfo
- CNC
- verso cabinets
- verso mobile
- verso cupboards
- verso benches
- verso accessories
- facilities
- cases
- seating

verso | Benches Framework Benches

Framework Benches

- Robust steel section framework
- 30mm worktops
- Mobile model has 125mm diameter castors
- Optional storage units available - see page 222
- Static models are compatible with the rear frame system
- Comprehensive self assembly instructions included



Basic Bench, 780 - 930mm Adjustable height



Length	Depth	Worktop	Order Ref.
1500	600	Mpx	16921504.16
2000	600	Mpx	16921506.16
1500	600	Lino	16921505.16
2000	600	Lino	16921507.16
1500	600	ESD	16921520.16
2000	600	ESD	16921521.16
1500	800	Mpx	16921512.16
2000	800	Mpx	16921514.16
1500	800	Lino	16921513.16
2000	800	Lino	16921515.16
1500	800	ESD	16921522.16
2000	800	ESD	16921523.16



Bench with Full Depth Shelf, 780 - 930mm Adjustable height



Length	Depth	Worktop	Order Ref.
1500	600	Mpx	16922002.16
2000	600	Mpx	16922006.16
1500	600	Lino	16922003.16
2000	600	Lino	16922007.16
1500	600	ESD	16922009.16
2000	600	ESD	16922011.16
1500	800	Mpx	16922022.16
2000	800	Mpx	16922026.16
1500	800	Lino	16922023.16
2000	800	Lino	16922027.16
1500	800	ESD	16922029.16
2000	800	ESD	16922031.16

Mobile Bench, 930mm High



Length	Depth	Worktop	Order Ref.
1000	600	Mpx	16922102.16
1500	600	Mpx	16922104.16
1000	600	Lino	16922103.16
1500	600	Lino	16922105.16
1000	800	Mpx	16922110.16
1500	800	Mpx	16922112.16
1000	800	Lino	16922111.16
1500	800	Lino	16922113.16

The base shelf may be used as a tray as shown or inverted to give a flat shelf.



Housing:

RAL 7035 – light grey

Fronts:

RAL 7016 – anthracite grey

RAL 5010 – gentian blue

RAL 7035 – light grey

RAL 3004 – crimson red

- cupboards
- cabinets
- mobile
- cupboards
- benches
- accessories
- perfo
- CNC
- cabinets
- mobile
- cupboards
- benches
- accessories
- facilities
- cases
- seating

verso | Benches Workstands

Workstands

- Robust steel framework with 30mm worktops
- Up to 200kg U.D.L. capacity
- Mobile models have 100mm diameter castors
- Mobile models are 930mm high
- Adjustable height models are 780 - 930mm high
- Optional suspended storage units, see page 222 for more details
- Divider kits available, see page 236
- Comprehensive self assembly instructions included



Basic Workstands 700mm Wide x 600mm Deep

Top	Type	Order Ref.
Mpx	Adjustable	16921500.16
Lino	Adjustable	16921501.16
Mpx	Mobile	16922100.16
Lino	Mobile	16922101.16



Storage Workstands 700mm Wide x 600mm Deep



Top	Type	Order Ref.
Mpx	Adj.	16921600.19
Lino	Adj.	16921601.19
Mpx	Mobile	16922200.19
Lino	Mobile	16922201.19

Top	Type	Order Ref.
Mpx	Adj.	16921602.19
Lino	Adj.	16921603.19


Top	Type	Order Ref.
Mpx	Adj.	16921614.19
Lino	Adj.	16921615.19
Mpx	Mobile	16922202.19
Lino	Mobile	16922203.19



verso | Benches Cantilever Benches

Cantilever Benches

- For assembly and office areas
- 20mm worktops
- Robust steel framework with clear front access
- Add on cabinets as required
- Comprehensive self assembly instructions included



780mm High Benches



930mm High Benches



Length	Depth	Worktop	Order Ref.
1500	600	Mpx	16922304.16
1500	800	Mpx	16922324.16
2000	600	Mpx	16922308.16
2000	800	Mpx	16922328.16
1500	600	Mfc	16922305.16
1500	800	Mfc	16922325.16
2000	600	Mfc	16922309.16
2000	800	Mfc	16922329.16

Length	Depth	Worktop	Order Ref.
1500	600	Mpx	16922306.16
1500	800	Mpx	16922326.16
2000	600	Mpx	16922310.16
2000	800	Mpx	16922330.16
1500	600	Mfc	16922307.16
1500	800	Mfc	16922327.16
2000	600	Mfc	16922311.16
2000	800	Mfc	16922331.16

Housing:

RAL 7035 – light grey

Fronts:

RAL 7016 – anthracite grey

RAL 5010 – gentian blue

RAL 7035 – light grey

RAL 3004 – crimson red

- verso cabinets
- verso mobile
- verso cupboards
- verso benches
- verso accessories
- perfo
- CNC
- verso cabinets
- verso mobile
- verso cupboards
- verso benches
- verso accessories
- facilities
- cases
- seating


verso | Benches Suspended Cabinets

Suspended Cabinets

Under Bench Storage Units suitable for framework and cantilever benches mounting directly to the frame.

- Central locking drawers, lockable cupboards
- Roller bearing drawers with 75kg U.D.L. capacity and 100% extension slides
- Optional divider kits available - see page 236

1500 benches can use 2x 525w or 1x 800w cabinets,
2000 benches accept 3x 525w or 2x 800w cabinets.



Model	Width	Depth	Height	Configuration	Order Ref.
A	525	550	250	1x 175mm drawer	16925000.19
B	525	550	450	3x 125mm drawers	16925001.19
C	525	550	600	1x 100mm, 2x 125mm, 1x 175mm drawers	16925004.19
D	525	550	600	3x 175mm drawers	16925003.19
E	525	550	450	375mm door, 1x shelf	16926030.19
F	525	550	600	525mm door, 1x shelf	16926032.19
G	525	550	600	1x 125mm drawer, 375mm door, 1x shelf	16925006.19
H	800	550	600	1x 125mm drawer, 375mm door, 1x shelf	16925106.19
I	800	550	600	1x 100mm, 2x 125mm, 1x 175mm drawers	16925104.19
J	800	550	600	3x 175mm drawers	16925103.19



verso | Benches Pedestal Benches

Pedestal Benches

- Up to 300kg U.D.L. capacity
- Central locking drawers and lockable cupboards
- Roller bearing drawers with 75kg U.D.L. capacity and 100% extension slides
- Compatible with optional divider kits - see page 236
- 30mm thick worktops
- For more cabinet information see page 184 - 191
- All models 600mm deep x 930mm high

Cabinets are 900mm high x 550mm deep x 525 / 800mm wide



1500 model shown with mpx worktop and 525mm wide 5 drawer cabinet

Length	Worktop	Order Ref.
1500	Mpx	16921900.19
2000	Mpx	16921950.19
1500	Lino	16921910.19
2000	Lino	16921960.19



1500mm model shown with lino worktop and 525mm wide 2 drawer & cupboard cabinet

Length	Worktop	Order Ref.
1500	Mpx	16921902.19
2000	Mpx	16921952.19
1500	Lino	16921912.19
2000	Lino	16921962.19



1500mm model shown with mpx worktop and 525mm wide 7 drawer cabinet

Length	Worktop	Order Ref.
1500	Mpx	16921901.19
2000	Mpx	16921951.19
1500	Lino	16921911.19
2000	Lino	16921961.19



1500mm model shown with mpx worktop and 800mm wide 2 drawer & cupboard cabinet

Length	Worktop	Order Ref.
1500	Mpx	16921905.19
2000	Mpx	16921955.19
1500	Lino	16921915.19
2000	Lino	16921965.19



1500mm model shown with lino worktop and 800mm wide 7 drawer cabinet

Length	Worktop	Order Ref.
1500	Mpx	16921904.19
2000	Mpx	16921954.19
1500	Lino	16921914.19
2000	Lino	16921964.19

Housing:

RAL 7035 – light grey
.19
.11
.16
.24

Fronts:

RAL 7016 – anthracite grey
RAL 5010 – gentian blue
RAL 7035 – light grey
RAL 3004 – crimson red

- cubio cabinets
- cubio mobile
- cubio cupboards
- cubio benches
- cubio accessories
- perfo
- CNC
- verso cabinets
- verso mobile
- verso cupboards
- verso benches
- verso accessories
- facilities
- cases
- seating

verso | Benches Storage Benches

Storage Benches

- 30mm multiplex worktops
- Steel frame with integrated storage modules
- Access beneath bench allows good housekeeping
- Individual lockable cupboards and cabinets
- Roller bearing drawers with 75kg U.D.L. capacity and 100% extension slides
- Open areas supplied with adjustable shelf
- Storage units are 443mm or 718mm wide, 550mm deep x 600mm high
- Static models are height adjustable from 830mm - 930mm
- Mobile models are 830mm high with 125mm diameter castors
- 600mm Deep
- Supplied assembled ready to use
- 1500 and 2000mm static models are compatible with the rear frame system



See page 236

443mm wide units use the 525mm wide cabinet dividers. 718mm wide units use the 800mm wide cabinet dividers

1250mm Wide



1x 443w cabinet with 1x 125 drawers, 1x 350h cupboard, 1x 443w shelf

Type	Size	Order Ref.
Static	1250 x 600	16923000.19
Mobile	1250 x 600	16923200.19



2x 443w cabinets with 2x 125 drawers, 2x 350h cupboards

Type	Size	Order Ref.
Static	1250 x 600	16923001.19
Mobile	1250 x 600	16923201.19



1250mm Wide



1x 443w cabinet with 1x 125, 2x 175h drawers, 1x 443w x 475h cupboard

Type	Size	Order Ref.
Static	1250 x 600	16923003.19
Mobile	1250 x 600	16923203.19



2x 443w cabinets with 2x 125, 4x 175h drawers

Type	Size	Order Ref.
Static	1250 x 600	16923004.19
Mobile	1250 x 600	16923204.19

1500mm Wide



1x 443w cabinet with 1x 125 2x 175h drawers, 1x 718w shelf

Type	Size	Order Ref.
Static	1500 x 600	16923012.19
Mobile	1500 x 600	16923212.19



1x 718w cabinet with 1x 125, 2x 175h drawers, 1x 443w shelf

Type	Size	Order Ref.
Static	1500 x 600	16923013.19
Mobile	1500 x 600	16923213.19



1x 443w x 475h cupboard, 1x 718w cabinet with 1x 125, 2x 175h drawers

Type	Size	Order Ref.
Static	1500 x 600	16923014.19
Mobile	1500 x 600	16923214.19



1x 443w, 1x 718w cabinets with 2x 125, 4x 175h drawers

Type	Size	Order Ref.
Static	1500 x 600	16923015.19
Mobile	1500 x 600	16923215.19

Housing:

RAL 7035 – light grey

Fronts:

RAL 7016 – anthracite grey

RAL 5010 – gentian blue

RAL 7035 – light grey

RAL 3004 – crimson red

- cupboards
- benches
- accessories
- perforated
- CNC
- versoboard
- mobile
- cupboards
- benches
- accessories
- facilities
- cases
- seating

verso | **Benches** Storage Benches

1750mm Wide



2x 443w cabinets with 1x 125, 2x 175 drawers and 475h cupboard, 1x 443w shelf

Type	Size	Order Ref.
Static	1750 x 600	16923020.19
Mobile	1750 x 600	16923220.19




2x 443w cabinets with 2x 125h drawers and 2x 350h cupboards, 1x 443w shelf

Type	Size	Order Ref.
Static	1750 x 600	16923021.19
Mobile	1750 x 600	16923221.19



2x 475h x 443w cupboards, 1x 443w cabinet with 1x 125, 2x 175h drawers

Type	Size	Order Ref.
Static	1750 x 600	16923022.19
Mobile	1750 x 600	16923222.19



3x 475h x 443w cabinets with 3x 125, 6x 175h drawers

Type	Size	Order Ref.
Static	1750 x 600	16923023.19
Mobile	1750 x 600	16923223.19

Dividers



See page 236

443mm wide units use the 525mm wide cabinet dividers. 718mm wide units use the 800mm wide cabinet dividers



2000mm Wide




2x 475h x 443w cupboards, 1x 718w cabinet with 1x 125, 2x 175h drawers

Type	Size	Order Ref.
Static	2000 x 600	16923032.19
Mobile	2000 x 600	16923232.19



2x 443w cabinets with 2x 125 drawers, 2x 350h cupboards, 1x 718w shelf

Type	Size	Order Ref.
Static	2000 x 600	16923031.19
Mobile	2000 x 600	16923231.19



2x 443w cabinets, 1x 718w cabinet with 3x 125, 6x 175h drawers


Type	Size	Order Ref.
Static	2000 x 600	16923033.19
Mobile	2000 x 600	16923233.19



2x 443w cabinets with 2x 125, 4x 175h drawers, 1x 718w shelf

Type	Size	Order Ref.
Static	2000 x 600	16923034.19
Mobile	2000 x 600	16923234.19

Mid / Cupboard Shelf



Cupboard Width (mm)	Order Ref.
443	16926912.51
718	16926915.51

Housing: RAL 7035 – light grey
Fronts: RAL 7016 – anthracite grey .19 RAL 5010 – gentian blue .11 RAL 7035 – light grey .16 RAL 3004 – crimson red .24

- cubio cabinets
- cubio mobile
- cubio cupboards
- cubio benches
- cubio accessories
- perfo
- CNC
- verso cabinets
- verso mobile
- verso cupboards
- verso benches
- verso accessories
- facilities
- cases
- seating

verso | **Benches** Rear Back Frame System

Rear Back Frame System





- cupboards
- mobile
- cupboards
- benches
- accessories
- perfo
- CNC
- cupboards
- mobile
- cupboards
- benches
- accessories
- facilities
- cases
- seating

One workstation, endless possibilities

With demanding lead times in today's competitive environment, we understand that many businesses are looking to deliver both flexibility and efficiency into their manual assembly processes. Whether for precision engineering or high-value electronics manufacture, introducing LEAN principles can be key to driving efficiencies.

- Solutions to eliminate non-value adding and wasteful activities
- Tailored to suit your unique operational objectives and applications
- Designed to create comfortable, efficient workplaces with effective manual assembly processes
- Adaptable and flexible with endless possibilities

Choose an ergonomic workstation from bott, for staff welfare, efficiency and productivity.

verso | Benches Rear Back Frame System Kits

1500mm Complete Rear Framework Kits for verso Benches

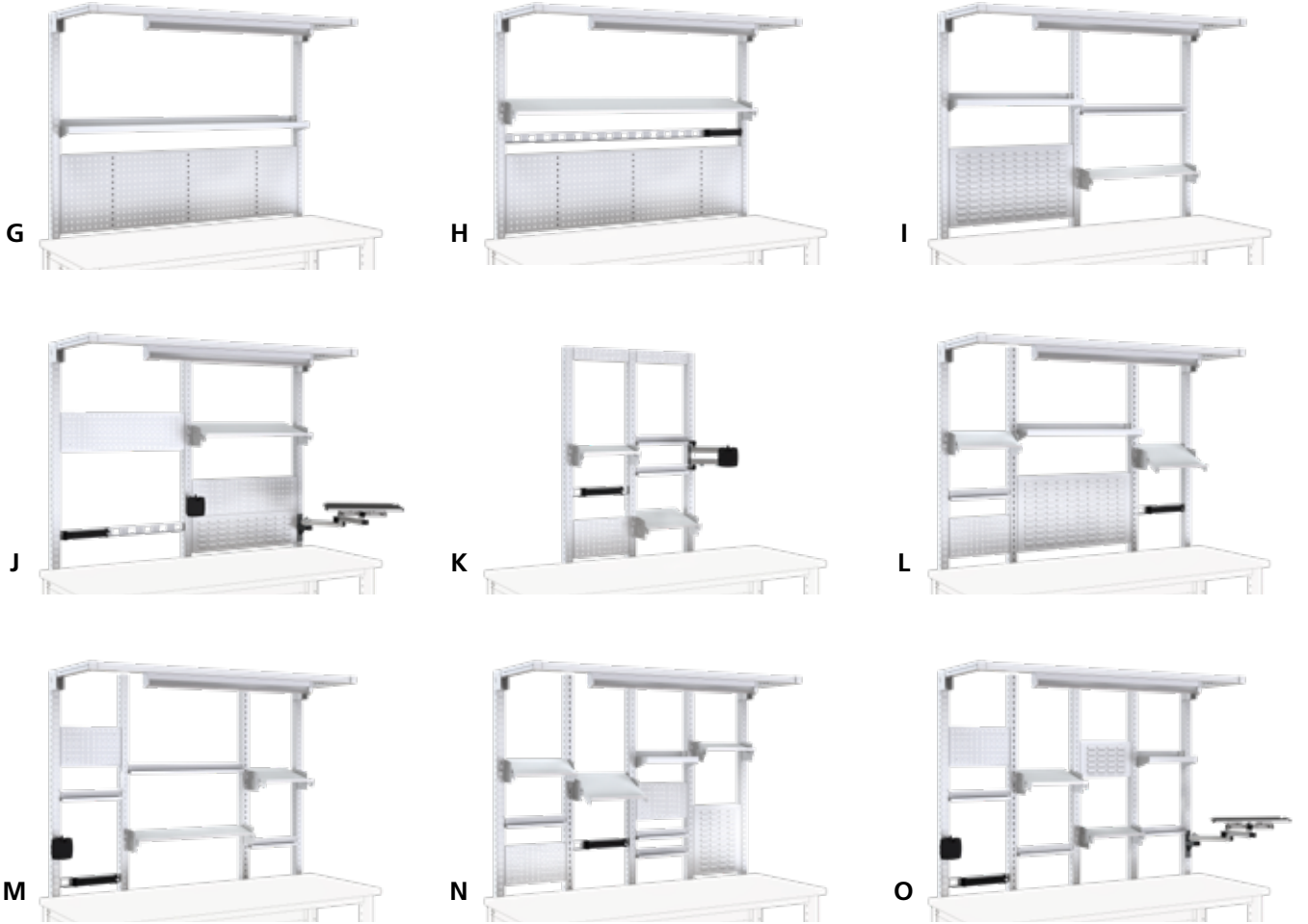
- Create an ergonomic workstation
- Models available to suit framework or storage style workbenches
- Rear sections may be 450, 900, 1350 or 1800mm wide and can be configured in any combination up to the width of the bench
- Accessories available in 450, 900, 1350 or 1800mm widths
- Short uprights are suitable for a 2x 240mm or a 480mm high panel and a fixed shelf
- Choose from complete kits or build your own
- Supplied in RAL7035 light grey



Model	Light	perfo Panel	Louvre Panel	Fixed Shelf	Adjustable Shelf	Power Rail	Power Sockets	Bin Rail	Swivel Tray	Monitor holder	Framework Order Ref.	Storage Order Ref.
A	Yes	1x 1300W x 480H		1x 1300W x 200D							16924402.16	16924422.16
B	Yes	1x 1300W x 480H			1x 1300W x 350D	1x 1300W	4x			1x swivel	16924403.16	16924423.16
	No	1x 900W x 240H	1x 900W x 240H		1x 900W x 350D				1x		16924404.16	16924424.16
C	Yes	1x 450W x 240H	1x 900W x 240H	1x 900W x 200D	1x 450W x 200D			1x 450W			16924405.16	16924425.16
D	Yes	1x 900W x 240H 1x 450W x 240H	1x 900W x 240H		1x 900W x 350D	1x 450W	4x	1x 450W	1x	1x fixed	16924406.16	16924426.16
E	Yes	2x 450W x 240H		1x 450W x 200D	1x 450W x 200D 1x 450W x 350D	1x 450W	4x	3x 450W			16924407.16	16924427.16
F	Yes	1x 450W x 240H		1x 450W x 200D	1x 450W x 350D	1x 450W	4x	3x 450W	1x	1x fixed	16924408.16	16924428.16



2000mm Complete Rear Framework Kits for verso Benches



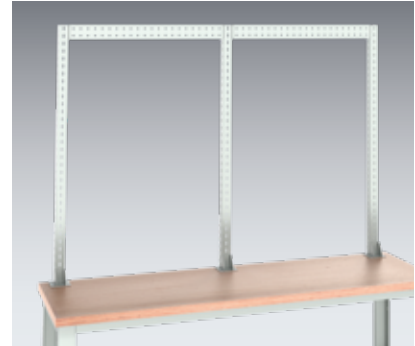
Model	Light	perfo Panel	Louvre Panel	Fixed Shelf	Adjustable Shelf	Power Rail	Power Sockets	Bin Rail	Swivel Tray	Monitor holder	Framework Order Ref.	Storage Order Ref.
G	Yes	1x 1800W x 480H		1x 1800W x 200D							16924602.16	16924622.16
H	Yes	1x 1800W x 480H			1x 1800W x 350D	1x 1800W	6x				16924603.16	16924623.16
I	Yes		1x 450W x 480H	1x 450W x 200D	1x 450W x 200D			1x 450W			16924604.16	16924624.16
J	Yes	2x 450W x 240H	1x 450W x 240H		1x 450W x 350D	1x 450W	4x		1x	1x fixed	16924605.16	16924625.16
K	No	1x 450W x 240H			1x 450W x 200D 1x 450W x 350D	1x 450W	4x	2x 450W		1x swivel	16924606.16	16924626.16
L	Yes	1x 450W x 240H	1x 900W x 480H	1x 450W x 200D	1x 450W x 200D 1x 450W x 350D	1x 450W	4x	3x 450W			16924607.16	16924627.16
M	Yes	1x 450W x 240H			1x 450W x 350D 1x 900W x 200D	1x 450W	4x	2x 450W 1x 900W		1x fixed	16924608.16	16924628.16
N	Yes	2x 450W x 240H	1x 450W x 480H	1x 450W x 200D	2x 450W x 200D	1x 450W	4x	3x 450W			16924609.16	16924629.16
O	Yes	1x 450W x 240H	1x 450W x 240H	1x 450W x 200D	1x 450W x 200D 1x 450W x 350D	1x 450W	4x	3x 450W	1x	1x fixed	16924610.16	16924630.16

- cupboards
- mobile
- cupboards
- benches
- accessories
- perfo
- CNC
- verso cabinets
- verso mobile
- cupboards
- benches
- accessories
- facilities
- cases
- seating

verso | Benches Rear Back Frame System Components

Half back frames


- Create an ergonomic workstation
- Suitable for all bench styles
- Fits directly to the worktop
- Rear sections are 900, 1350 or 1800mm wide to suit accessories
- Add accessories from page 98 - 99 to the basic frames
- Supplied in RAL7035 light grey




Width (mm)	Accessory width (mm)	Order Ref.
950	1x 900	41010205.16
1400	1x 1350	41010208.16

Width (mm)	Accessory width (mm)	Order Ref.
1850	2x 900	41010212.16
1850	1x 1800	41010213.16


Rear Framework System



Item	1500 Bench	2000 Bench
	Order Ref.	Order Ref.
Twin upright set for verso framework bench	41010158.16	41010159.16
Triple upright set for verso framework bench	41010160.16	41010161.16
Twin upright set for verso storage bench	41010250.16	41010251.16
Triple upright set for verso storage bench	41010252.16	41010253.16
Additional Upright	41010162.16	41010162.16
Twin short upright set for verso framework bench	41010242.16	41010243.16
Triple short upright set for verso framework bench	41010244.16	41010245.16
Twin short upright set for verso storage bench	41010254.16	41010255.16
Triple short upright set for verso storage bench	41010256.16	41010257.16
Additional short Upright	41010246.16	41010246.16



240mm high perfo panel



480mm high louvre panel



Adjustable shelf


Item	450mm Wide	900mm Wide	1350mm Wide	1800mm Wide
	Order Ref.	Order Ref.	Order Ref.	Order Ref.
perfo panel 240mm high	14025340.16	14025341.16	14025342.16	14025343.16
perfo panel 480mm high	14025344.16	14025345.16	14025346.16	14025347.16
Louvre panel 240mm high	14025360.16	14025361.16	14025362.16	14025363.16
Louvre panel 480mm high	14025364.16	14025365.16	14025366.16	14025367.16
Fixed shelf 200mm deep	41010166.16	41010167.16	41010168.16	41010169.16
Adjustable shelf 200mm deep	41010170.16	41010171.16	41010172.16	41010173.16
Adjustable shelf 350mm deep	41010174.16	41010175.16	41010176.16	41010177.16
Bin rail	41011014.16	41011015.16	41011016.16	/



Rear Framework Accessories



LED light and support frame



Power rail



Power rail shown with socket outlet strip with FR sockets & switch

Item	450mm Wide	900mm Wide	1350mm Wide	1800mm Wide
	Order Ref.	Order Ref.	Order Ref.	Order Ref.
LED light with support frame	/	41010163.16*	41010164.16	41010165.16
Top brace (for use instead of light)	41011132.16	41011104.16	41011105.16	41011193.16
Power rail	41011250.16	41011251.16	41011252.16	41011253.16
Vertical power rail bracket				41011254.16
Socket outlet strip with 4 x U.K. sockets & on/off switch				51001128
Socket outlet strip with 6 x U.K. sockets & on/off switch				51001129

Choose the correct length / type power rail and then add socket outlet strips to suit your requirements. The overhead lights are supplied with a 3m cable and U.K plug. Socket outlet strips are supplied with a 1.8m U.K. plug. Please ensure all necessary regulations are adhered to for your application. * - Note the LED light is wider than the 900mm wide frame.




Monitor bracket



Monitor bracket & arm



Swivel arm & tray



Service duct



Item	Order Ref.
Monitor bracket (VESA 75/100)	41011086
Monitor arm & bracket (VESA 75/100)	41011087
Swivel arm & tray	41011061.20
Service duct with 4 x UK sockets and 3m cable & UK plug (1500mm)	11042235
Service duct with 4 x UK sockets and 3m cable & UK plug (2000mm)	11042236

Housing: RAL 7035 – light grey
Fronts: RAL 7016 – anthracite grey .19 RAL 5010 – gentian blue .11 RAL 7035 – light grey .16 RAL 3004 – crimson red .24

- cupio cabinets
- cupio mobile
- cupio cupboards
- cupio benches
- cupio accessories
- perfo
- CNC
- verso cabinets
- verso mobile
- verso cupboards
- verso benches
- verso accessories
- facilities
- cases
- seating

verso - Accessories





Comprehensive Range

A wide range of accessories for verso cabinets, mobile, cupboards and benches; allowing you to individually configure to your specific needs.

Drawer Divider Kits

Small parts can be efficiently organised with plastic boxes, inlay mats and adjustable metal dividers. Supplied as simple pre-designed kits, or custom layouts can be created upon request.

Internal Options

To create a fully functioning verso cupboard or cabinet, choose from a selection of internal fittings, including; perfo and louvre backpanels, hanging rails, drawer kits, shelves and worktops.

External Options

30mm thick Multiplex or Lino worktops are available for all verso cabinets and cupboards, as well as top tray options. Lectern tops provide convenient workstation solutions.

cubio
cabinetscubio
mobilecubio
cupboardscubio
benchescubio
accessories

perfo

CNC

verso
cabinetsverso
mobileverso
cupboardsverso
benchesverso
accessories

facilities

cases

seating

verso | Accessories Dividers

Adjustable Metal Dividers

Galvanised metal dividers in a wide range of sizes to suit all cabinets

All parts are readily adjustable in position allowing individual layouts to be easily created and amended as requirements change.

Supplied as pre-designed kits for ease of choice. Custom layouts can be created, please ask for details.



Plastic Boxes

Tough plastic divider boxes in a wide range of sizes and heights.

All are easily removed to allow use elsewhere and easy amendment of layout. Labelling kit available.

Supplied as pre-designed kits for ease of choice. Custom layouts can be created, please ask for details.



Inlay Mats

foam matting for the drawer base.

Provides a softer, safer base for expensive or delicate items and can reduce noise especially in mobile applications.

May be used in conjunction with the metal dividers.





525mm Wide Cabinet / Cupboard Dividers



metal dividers - 3 compartment

Drawer	Order Ref.
100 / 125mm	16926800.51
175mm	16926801.51



metal dividers - 6 compartment

Drawer	Order Ref.
100 / 125mm	16926802.51
175mm	16926803.51



metal dividers - 9 compartment

Drawer	Order Ref.
100 / 125mm	16926804.51
175mm	16926805.51



plastic box kit - 15 compartment



inlay mat

Plastic Box Kit	Order Ref.
Drawer	
100 / 125 / 175mm	43020789

Inlay Mat	Order Ref.
Drawer	
100 / 125 / 175mm	16926900

800mm Wide Cabinet / Cupboard Dividers



metal dividers - 5 compartment

Drawer	Order Ref.
100 / 125mm	16926820.51
175mm	16926821.51



metal dividers - 9 compartment

Drawer	Order Ref.
100 / 125mm	16926822.51
175mm	16926823.51



metal dividers - 15 compartment

Drawer	Order Ref.
100 / 125mm	16926824.51
175mm	16926825.51



plastic box kit - 24 compartment



inlay mat

Plastic Box Kit	Order Ref.
Drawer	
100 / 125 / 175mm	43020790

Inlay Mat	Order Ref.
Drawer	
100 / 125 / 175mm	16926901

- cupbio cabinets
- cupbio mobile
- cupbio cupboards
- cupbio benches
- cupbio accessories
- perfo
- CNC
- verso cabinets
- verso mobile
- verso cupboards
- verso benches
- verso accessories
- facilities
- cases
- seating

verso | **Accessories** Dividers

1050mm Wide Cabinet / Cupboard Dividers



metal dividers - 7 compartment

Drawer	Order Ref.
100 / 125mm	16926840.51
175mm	16926841.51



metal dividers - 13 compartment

Drawer	Order Ref.
100 / 125mm	16926842.51
175mm	16926843.51



metal dividers - 21 compartment

Drawer	Order Ref.
100 / 125mm	16926844.51
175mm	16926845.51



plastic box kit - 33 compartment



inlay mat

Plastic Box Kit	Order Ref.
Drawer	
100 / 125 / 175mm	43020791

Inlay Mat	Order Ref.
Drawer	
100 / 125 / 175mm	16926902

1300mm Wide Cupboard Dividers



metal dividers - 9 compartment

Drawer	Order Ref.
100 / 125mm	16926860.51
175mm	16926861.51



metal dividers - 16 compartment

Drawer	Order Ref.
100 / 125mm	16926862.51
175mm	16926863.51



metal dividers - 27 compartment

Drawer	Order Ref.
100 / 125mm	16926864.51
175mm	16926865.51



plastic box kit - 44 compartment



inlay mat

Plastic Box Kit	Order Ref.
Drawer	
100 / 125 / 175mm	43020822

Inlay Mat	Order Ref.
Drawer	
100 / 125 / 175mm	16926903




verso | Accessories Internal Options

Internal Drawers (550mm deep cupboards only)

100, 125mm or 175mm high drawers with 75kg capacity on smooth action roller bearing slides. A range of dividers are available. For 550mm deep cupboards only

Divider kits are available for all internal drawers, choose from inlay mats, plastic box kits or adjustable metal dividers. Please see page 236 for full details.



Drawer Height	525mm Wide Cupboards	800mm Wide Cupboards	1050mm Wide Cupboards	1300mm Wide Cupboards
	Order Ref.	Order Ref.	Order Ref.	Order Ref.
100mm	16926960.11	16926963.11	16926966.11	16926977.11
125mm	16926961.11	16926964.11	16926967.11	16926978.11
175mm	16926962.11	16926965.11	16926968.11	16926979.11

Galvanised Shelves



Durable, scuff resistant galvanised steel shelves with 75kg U.D.L.capacity. All shelves are adjustable on 25mm vertical pitch.

* The 525 x 500 shelf is also suitable for a 1050mm wide cupboard with a central partition.

Cabinet	Order Ref.
525 x 350	16926910.51
525 x 550*	16926912.51
800 x 350	16926913.51
800 x 550	16926915.51
1050 x 350	16926916.51
1050 x 550	16926918.51
1300 x 550	16926927.51

Hanging Rail



Three position hanging rail kit for use in 550mm deep cupboards. Adjustable vertically on a 25mm pitch.

(N.B. shelf not included)

* The 525 wide rail is also suitable for a 1050mm wide cupboard with a central partition.

Cabinet	Order Ref.
525 x 550*	16926950.51
800 x 550	16926951.51
1050 x 550	16926952.51

Mpx Internal Worktop



25mm multiplex (laminated beech ply) shelf or worktop, adjustable on a 25mm pitch. 75kg U.D.L. capacity.

Cabinet	Order Ref.
1050 x 550	16926919

cupbio
cabinets

cupbio
mobile

cupbio
cupboards

cupbio
benches

cupbio
accessories

perfo

CNC

verso
cabinets

verso
mobile

verso
cupboards

verso
benches

verso
accessories

facilities

cases

seating

verso | Accessories Internal / External Options

Backpanels

Steel internal panels for the rear of the 2000mm high x 550mm deep cupboards.

Available in perfo (for tools) and louvre (for bins).
Each panel is 457mm high. Up to four panels may be fitted in each cupboard.

(N.B. Panels can not be used behind shelves or drawers)

Bin Dimensions W x D x H (mm) (colours as shown)
No.1 - 103 x 90 x 55 - No.1B - 103 x 120 x 62 - No.2 - 103 x 165 x 83

Tools not included, Bin kits are designed for 1050mm wide models. Please see the perfo section, pages 136 - 147 for the full panel accessory range.




Cupboard Width	Item	Order Ref.
800	louvre backpanel	16926939.16
1050	louvre backpanel	16926941.16
1300	louvre backpanel	16926943.16
32 bin kit (32x No.2)		13031070
40 bin kit (8x No.1,16x No.1B,16x No.2)		13021008


Cupboard Width	Item	Order Ref.
800	perfo backpanel	16926938.16
1050	perfo backpanel	16926940.16
1300	perfo backpanel	16926942.16
11 piece hook kit		14030064
15 piece hook kit		14031411



15 piece hook kit



32 piece bin kit



40 piece bin kit

Fork Lift Base



100mm high base plinth incorporating fork lift channels. Comes complete with a removable faceplate.

Cabinet Plan (w x d mm)	Order Ref.
525 x 550	16926880.16
650 x 550	16926881.16
800 x 550	16926882.16
1050 x 550	16926883.16
1300 x 550	16926884.16




- cupio cabinets
- cupio mobile
- cupio cupboards
- cupio benches
- cupio accessories
- perfo
- CNC
- verso cabinets
- verso mobile
- verso cupboards
- verso benches
- verso accessories
- facilities
- cases
- seating

Mpx Worktop **Lino Worktop**



30mm thick laminated beech ply. A tough general duty top suitable for most workplace applications. 600mm deep.


Cabinet Plan (w x d mm)	Order Ref.
525 x 550	41201147.08
800 x 550	41201149.08
1050 x 550	41201150.08
1300 x 550	41201159.08



30mm thick with grey lino surface. Easy clean with good surface resistance to water, oils, and chemicals. Ideal for assembly and storage areas. 600mm deep.

Cabinet Plan (w x d mm)	Order Ref.
525 x 550	41201147.15
800 x 550	41201149.15
1050 x 550	41201150.15
1300 x 550	41201159.15

Top Tray



3 sided steel upstands with inlaid matting. A multi purpose top, particularly suitable for mobiles.

Cabinet Plan (w x d mm)	Order Ref.
525 x 550	16926930.16
800 x 550	16926931.16
1050 x 550	16926932.16
1300 x 550	16926933.16

Lectern Top



Writing top unit with integral pen tray and front lip. 130mm high at the rear.

Cabinet Plan (w x d mm)	Order Ref.
525 x 550	16926920.16
800 x 550	16926921.16
1050 x 550	16926922.16
1300 x 550	16926923.16

Facilities





PPE & Janitorial Cupboards

Specially adapted versions of kitted cupboards; equipped with 'three point locking' ventilated or panel doors. Optional internal fittings include high-capacity galvanised shelves, roller bearing drawers, hanging rails and central partitions for separating items.

Computer Cupboards

A range of robust workstations, for securely storing computing equipment in the workplace. Cupboards and monitor housings are lockable, with ventilated sides and cable routing apertures.

Lectern Workstations

Lecterns are perfect for workspaces requiring both efficient storage and convenient workstations. Featuring sloping top, pen tray, paper stop and 'three point locking' doors. Available in standard and economy formats.

Hazardous Substance Cupboards

Designed to comply with HSE guidelines and codes of best practice, by providing suitable storage for hazardous substances and materials. Featuring robust, welded steel housing, reinforced doors and 75kg U.D.L capacity sump trays; designed to catch and contain spilled substances.

Cleaning & Recycling Stations


Wall-mounted, panel based, cleaning & recycling stations, with bins, hooks and a wide range of accessories.

verso | Facilities PPE & Janitorial Cupboards

PPE & Janitorial Cupboards

- Specialist versions of the kitted cupboards
- Three point locking doors
- Galvanised shelves with 75kg U.D.L. capacity
- Roller bearing drawers with 75kg U.D.L. capacity per drawer
- Ventilated doors aid drying and allow a quick visual stock check
- Central vertical partition allows easy separation of clean / dirty items and gives space for tall products such as brooms or mops
- Hanging rail options offers easy storage of clothes

Accessories shown are not included.



550mm Deep						Plain Doors	Ventilated Doors
Height	Width	Partition	Shelves	Drawers	Rails	Order Ref.	Order Ref.
2000	525	no	1	/	1	16926350.19	16926724.19
2000	525	no	2	/	1	16926351.19	16926725.19
2000	800	no	1	/	1	16926459.19	16926744.19
2000	800	no	4	/	/	16926167.19	16926743.19



PPE & Janitorial Cupboards



1050mm Wide x 550mm Deep						Plain Doors	Ventilated Doors
Height	Partition	Shelves	Drawers Left	Drawers Right	Rails	Order Ref.	Order Ref.
1000	yes	4	/	/	/	16926555.19	16926763.19
1000	yes	2	1x 100, 1x 175	1x 100, 1x 175	/	16926556.19	16926764.19
1000	yes	2	2x 100, 2x 175	2x 100, 2x 175	/	16926557.19	16926765.19
1000	yes	2	3x 100, 5x125	/	/	16926558.19	16926766.19
2000	yes	2	/	/	2	16926578.19	16926773.19
2000	yes	4	/	/	1	16926579.19	16926774.19
2000	yes	6	/	/	/	16926580.19	16926775.19
2000	yes	3	1x 100, 3x 175	/	1	16926581.19	16926776.19
2000	yes	4	1x 100, 1x 175	1x 100, 1x 175	/	16926582.19	16926777.19
2000	yes	4	2x 100, 2x 175	2x 100, 2x 175	/	16926583.19	16926778.19
2000	no	1	/	/	1	16926584.19	16926771.19

Housing: RAL 7035 – light grey
Fronts: RAL 7016 – anthracite grey .19 RAL 5010 – gentian blue .11 RAL 7035 – light grey .16 RAL 3004 – crimson red .24

- cupio cabinets
- cupio mobile
- cupio cupboards
- cupio benches
- cupio accessories
- perfo
- CNC
- verso cabinets
- verso mobile
- verso cupboards
- verso benches
- verso accessories
- facilities
- cases
- seating

verso | Facilities Computer Cupboards

Computer Cupboards

- 650mm / 1050mm wide x 550mm deep
- Lockable cupboards with cable routing apertures
- Lockable, slide out keyboard tray
- Galvanised steel shelves with 75kg U.D.L capacity
- Lockable, ventilated monitor housings
- Sloping writing surface on 1050mm wide models

1050mm W x 550mm D x 1650mm H



Optional file holding shelf for 1050w enclosed model

Type	Order Ref.
Workstation	16928022.19
File Shelf	16928050.16

1050mm W x 550mm D x 1130mm H



Order Ref.

16928021.19

650mm W x 550mm D x 1000mm H



Order Ref.

16928000.19



650mm W x 550mm D x 1650mm H Accessories



Mobility kit for all 650mm wide models.

Type	Order Ref.
TFT	16928001.19

Type	Model Width	Order Ref.
Mobility Kit	650	16928052.16
Base Plinth (155mm High)	650	16928053.16
Base Plinth (155mm High)	1050	16928054.16

Laptop Cupboard

- Wall mounted secure storage for laptops at point of use
- 500mm wide x 150mm deep x 410mm high
- Lockable fold down flap
- Inner mat and fixing strap



Item	Order Ref.
Laptop Cupboard	16912350.19V

Housing: RAL 7035 – light grey
Fronts: RAL 7016 – anthracite grey .19 RAL 5010 – gentian blue .11 RAL 7035 – light grey .16 RAL 3004 – crimson red .24

- cupio cabinets
- cupio mobile
- cupio cupboards
- cupio benches
- cupio accessories
- perfo
- CNC
- verso cabinets
- verso mobile
- verso cupboards
- verso benches
- verso accessories
- facilities
- cases
- seating

verso | Facilities Lecterns

Lecterns

- Sloping top lecterns with pen tray and paper stop in standard and economy formats
- Reinforced doors (double doors on 800 / 1050mm wide models, single door on 525mm wide versions)
- 1000mm high at front, 1130mm high at rear, 550mm deep
- Optional backpanel in plain, perfo and file holding styles. (Overall height with back panel fitted is 2000mm)



Lectern

- Three point locking, reinforced doors
- Roller bearing drawers with 75kg U.D.L capacity and 100% extension 175mm high
- Galvanised shelves adjustable on 25mm pitch
- 75kg U.D.L. capacity per shelf

Width	Shelves	Drawers	Order Ref.
525mm	1	1	16926370.19
800mm	1	1	16926470.19
1050mm	1	1	16926590.19



Economy Lectern

- Two point locking, reinforced doors
- Roller bearing drawers with 10kg U.D.L. capacity (half width on 1050mm wide models)
- Galvanised shelves adjustable on 100mm pitch
- 35kg U.D.L. capacity per shelf

Width	Shelves	Drawers	Order Ref.
525mm	1	1	16929024.19
1050mm	2	1	16929213.19
1050mm	1	2	16929212.19
1050mm	2	2	16929214.19





Lectern Backpanel

- Suitable for all models
- Perfo for use with tool holding accessories
- Plain for use as a notice board
- 2000mm overall height when fitted



Width	Item	Order Ref.
525mm	Plain backpanel	16926980.16
800mm	Plain backpanel	16926982.16
1050mm	Plain backpanel	16926984.16
5 piece magnet set		80501002
525mm	perfo backpanel	16926981.16
800mm	perfo backpanel	16926983.16
1050mm	perfo backpanel	16926985.16
10 piece hook kit		14031410

File Shelf for 1050mm wide Backpanel

3 compartment file holding shelf for backpanel.
290mm deep x 320mm high. (Files not included)

Order Ref.
16926986.16



Economy Lecterns complete with Backpanels

Fully kitted economy models including a backpanel.

- 1050mm wide models have 2 shelves and 1 drawer
- 525mm wide models have 1 shelf and 1 drawer.
- 550mm deep x 2000mm overall high.

Width (mm)	Backpanel	Order Ref.
525	Perfo	16929025.19
525	Plain	16929026.19
1050	Perfo	16929216.19
1050	Plain	16929217.19
1050	Plain with file holder	16929218.19



Housing:

RAL 7035 – light grey	RAL 7016 – anthracite grey	RAL 5010 – gentian blue	RAL 7035 – light grey	RAL 3004 – crimson red
-----------------------	----------------------------	-------------------------	-----------------------	------------------------

Fronts:

.19	.11	.16	.24
-----	-----	-----	-----

- cubio cabinets
- cubio mobile
- cubio cupboards
- cubio benches
- cubio accessories
- perfo
- CNC
- verso cabinets
- verso mobile
- verso cupboards
- verso benches
- verso accessories
- facilities
- cases
- seating

verso | Facilities Hazardous Substance Storage

Hazardous Substance Cupboards

- Designed to help you comply with HSE guidelines and accepted codes of practice
- Safety labelling in accordance with BS EN ISO 10:2012+A5:2015
- Sealed sump trays to catch and contain any spilt substance
- Trays adjustable with 75kg U.D.L capacity
- Support legs available for 1050mm wide models
- 350mm deep model suitable for wall mounting
- Finished in RAL1023 yellow epoxy powder paint

Accessories shown are not included



800mm high cupboard shown on optional support legs

Height	Width	Depth	Trays	Order Ref.
800	525	350	2	16926790.12
1000	525	550	2	16926791.12
800	1050	550	2	16926794.12
1000	1050	550	2	16926795.12
2000	1050	550	4	16926796.12
535mm high leg set for 1050mm wide x 550mm deep models				16926976.12
Additional sump tray for 525 x 350 models				16926970.12
Additional sump tray for 525 x 550 models				16926971.12
Additional sump tray for 1050 x 550 models				16926975.12

Information Boards

- Wall mounted information boards
- Steel construction allows use of magnet set
- Information point labelling provided
- RAL7035 light grey epoxy powder paint



Item / Size	Order Ref.
1200 x 700	16601050.16
1500 x 950	16601051.16
5 piece magnet set	80501002



verso | Facilities Cleaning & Recycling Stations

Cleaning Station

- Wall mounted cleaning station
- Adjustable height bin bag holder with lower support
- Bags held in place by elasticated strap
- Bin bag holder has easy clean, light weight aluminium lid
- 8 piece accessory kit included, ideal for storing brooms and brushes
- Optional 7 piece bin labelling kit
- 750mm wide x 1981mm high panel
- Bag holders are 335mm wide x 325mm deep, 665 - 855mm high
- RAL7035 light grey epoxy powder paint



Labeling kit contains one of each type. Blank label may be customised to suit your site requirements. Labels are 150mm x 150mm

Item	Order Ref.
Cleaning Station	14030197
Bin Labeling Kit	81020008



cupio
cabinets

cupio
mobile

cupio
cupboards

cupio
benches

cupio
accessories

perfo

CNC

verso
cabinets

verso
mobile

verso
cupboards

verso
benches

verso
accessories

facilities

cases

seating

Recycling Station

- Wall mounted recycling station
- Adjustable height bin bag holder with lower support
- Bags held in place by elasticated strap
- Bin bag holder has easy clean, light weight aluminium lid
- Optional 7 piece bin labelling kit available
- 350mm wide x 990mm high panel
- Bin bag holders are 335mm wide x 325mm deep, 360mm - 815mm high
- Kit contains one panel and one bin holder
- RAL7035 light grey epoxy powder paint



Supplied as a single kit. Recycling stations may be positioned side by side.

Item	Order Ref.
Recycling Station	14030198
Bin Labeling Kit	81020008



Labeling kit contains one of each type. Blank label may be customised to suit your site requirements. Labels are 150mm x 150mm

Cases





Aluminium Transport Cases

The perfect solution for protecting equipment from dust and damage during transit. Designed around Europallet dimensions for easy integration with universal travel systems.

Lightweight & Robust

Lightweight aluminium construction, with ribbed corners for added strength. Securely stackable, using locator guides on each corner.

Tough Grip

Tough, plastic protected grip, with 35kg load capacity, per handle.

Steel Tool Chests

Strong, tool storage chest, designed to withstand use in demanding environments. Hardboard lined to protect damage to the interior. Includes removable parts tray for smaller items.

Heavy-duty

Manufactured in phosphated steel for increased corrosion protection and finished in a durable, epoxy powder-coat paint. Features wrap-over, shower resistant lid.

Secure Handling

With double grab handles for firm handling and padlockable hasp & staple clasps for security.

bott | Cases Aluminium Transport Cases

Aluminium Transport Cases

- Ribbed body for strength, whilst remaining light weight
- Tough plastic protected grip, load capacity of 35kg per handle
- Stackable with stacking locators on each corner
- Recessed base prevents ingress of water if used on wet floors
- Rubber seal to lid gives a shower resistant container
- Based around Europallet dimensions



Item	External Dimensions W x D x H (mm)	Internal Dimensions W x D x H (mm)	Weight (kg)	Litres	Order Ref.
A620	585 x 385 x 250	550 x 350 x 220	4.5	42	02501001
A640	585 x 385 x 410	550 x 350 x 380	5.3	73	02501002
A833	785 x 385 x 340	750 x 350 x 310	6.1	81	02501003
A840	785 x 585 x 410	750 x 550 x 380	8.1	156	02501004
A860	785 x 585 x 610	750 x 550 x 580	9.6	239	02501005
A1250	1185 x 785 x 510	1150 x 750 x 480	15.4	414	02501007



Steel Tool Chests

- Phosphated sheet steel construction with wrap over, shower resistant lid
- Hasp and staple clasps, padlockable for security
- Removable parts tray for smaller items
- Double grab handles (not P640)
- Hardboard lined to prevent damage to toolchest (not P640)
- Durable epoxy powder coat finish, RAL5010 blue only



Removable tray and heavy duty grab handles



Hardboard lining



Item	External Dimensions W x D x H (mm)	Internal Dimensions W x D x H (mm)	Weight (kg)	Order Ref.
P640	640 x 230 x 230	595 x 205 x 205	6.2	02502020.11
U700	690 x 360 x 310	645 x 320 x 260	15.6	02502021.11
U830	830 x 440 x 340	790 x 395 x 295	20.2	02502022.11
U910	910 x 530 x 430	865 x 490 x 385	28.2	02502023.11
U1000	990 x 360 x 300	940 x 320 x 265	18.0	02502024.11

- cupboards
- benches
- accessories
- perforated
- CNC
- versos cabinets
- versos mobile
- versos cupboards
- versos benches
- versos accessories
- facilities
- cases
- seating





Seating





Ergonomic Seating

With tilt, height and angle adjustability, our range of ergonomic seating solutions has been specifically chosen to work in a variety of workplaces. Providing comfort and easy working, ergonomically designed chairs can greatly improve posture, reduce back pain and ultimately improve productivity.

Strength & Stability

The 'five leg base' style on all chairs, provides the utmost stability, with 120kg maximum U.D.L. load capacity.

Practical Vinyl

Vinyl chairs are sturdy, highly durable and easy to clean, making them ideal for general workshop use. Comfort options with contoured seats and back cushions are also available.

Hardwearing Fabric

Upholstered fabric chairs feature a cushioned blue seat and padded backrest, providing a good all round comfort solution for an office environment.

Additional Options

Optional castor sets and armrests are available, as well as adjustable footrests for some models.

cubio
cabinetscubio
mobilecubio
cupboardscubio
benchescubio
accessories

perfo

CNC

verso
cabinetsverso
mobileverso
cupboardsverso
benchesverso
accessories

facilities

cases

seating

bott | Seating Work Chairs

Work Chairs

- Gas lift height adjustment
- Backrest tilt, height and angle adjustment
- Stable 5 leg base
- High level chairs are supplied with a footrest, adjustable in height on the comfort model
- Optional castor set and armrests
- Fabric chairs have cushioned blue seat and backrest for good all round comfort
- Vinyl chairs have highly durable, easy clean, moulded dense foam ideally situated to general workshop use
- Comfort vinyl chairs have contoured seat and back squabs increasing comfort, whilst retaining the high durability and easy clean properties
- 120Kg Maximum U.D.L. load capacity



Model	Type	Height (mm)	Accessories	Order Ref.
A	Comfort low	460 - 590	\	88601010
B	Comfort high	630 - 890	Adjustable footrest	88601009
C	Fabric low	460 - 590	\	88601012
D	Vinyl low	460 - 590	\	88601008
E	Fabric high	630 - 890	footrest	88601011
F	Vinyl high	630 - 890	footrest	88601007



Work Chairs Accessories



Castors may be fitted to high level chairs but can reduce stability, use only with caution.

Item	Order Ref.
Armrest set	88602004
Castor set	88602003

Work Stools

- Gas lift height adjustment
- Comfortable, durable, easy clean, polyurethane seat squab
- Stable base with feet or rubber tyred castors
- Removable storage trays on mobile models
- 120Kg Maximum U.D.L. load capacity



G



H



I



J

Model	Type	Height (mm)	Order Ref.
G	Work stool static	560 - 820	88601068
H	Work stool mobile	540 - 800	88601002
I	Stand support	570 - 830	88601022
J	Work stool mobile	330 - 460	88601003

- cubio cabinets
- cubio mobile
- cubio cupboards
- cubio benches
- cubio accessories
- perfo
- CNC
- verso cabinets
- verso mobile
- verso cupboards
- verso benches
- verso accessories
- facilities
- cases
- seating

Project services

CONSULT | DESIGN | MANUFACTURE



from bott



DELIVER | INSTALL



work smart bott



For more information please contact your local dealer:



STORAGE DESIGN LIMITED
Primrose Hill
Cowbridge
South Wales
CF71 7DU
Tel: 01446 772614
email: info@storage-design.ltd.uk
web: www.storage-design.ltd.uk