

core

School of Architecture & Design

Fall 2024 - Spring 2025

core

School of Architecture & Design



The mission of AIU's School of Architecture and Design is to educate students and the public in art and design, in addition to discovering and transmitting knowledge to make lasting contributions to a global society through critical thinking, scholarship, and innovation. The Core catalogue aims to highlight the School of Architecture and Design students' best outcomes. This volume covers the academic year 2024-2025 Interior Design and Graphic Design program outcomes.

Academic Year 2024 - 2025

ARD

01	ARD101: Basic Drawing	8
02	ARD102: 2D Art & Design	16
03	ARD103: 3D Art & Design	24
04	ARD250: Introduction to Urban Design	30
05	ARD301: Design Concepts	42
06	ARD450: Design Philosophy	46

ARH

01	ARH101: Art History: Ancient through Medieval	54
02	ARH102: Art History: Renaissance through Modern	62
03	ARH202: Islamic Art and Architecture	70

GRD

01	GRD100: Introduction to Visual Communication	78
02	GRD110: Typography I	90
03	GRD202: Graphic Design I	98
04	GRD205: Introduction to Animation	104
05	GRD206: Advertising Design	114
06	GRD210: Typography II	120
07	GRD221: Illustration I	128
08	GRD301: Introduction to Interactivity in Graphic Arts	136
09	GRD302: Graphic Design II	144
10	GRD305: Branding	152
11	GRD321: Illustration II	162

12	GRD331: History of Graphic Design	178
13	GRD402: Graphic Design III	186
14	GRD404: Packaging Design	192
15	GRD407: Information Design	198
16	GRD493: Special Topics	206
17	GRD496 Senior Design Project II	214

IDE


01	IDE100: Technical Drawing	220
02	IDE101: Architectural Drawing	226
03	IDE212: CAD II	238
04	IDE221: Interior Design Studio I	244
05	IDE301: Interior Perspective & Illustration	248
06	IDE321: Interior Design Studio III	264
07	IDE341: Furniture & Product Design	276
08	IDE404: Interior Architecture	286
09	IDE421: Interior Design Studio IV	292
10	IDE431: Building Construction Systems I	300
11	IDE441: Lighting Systems	312

ARD

Fall 2024 - Spring 2025

ARD101: Basic Drawing

Introduction to basic drawing skills such as linear perspective, light and shadow, use of dry and wet media, emphasis on composition. Drawing primarily still life subjects.




Ahmad Alrefaie - 201003613

Fall 2024




Fatma murd - 201005058

Fall 2024



Jana Al Awadhi - 201005300

Fall 2024



Montaha Al Hajeri - 201004869

Fall 2024



Maryam Khalifa - 201004953

Fall 2024



Anar Alshatti - 201005793

Spring 2025




Sabeekha Aldakheel - 201005684

Spring 2025

ARD 102 2D Art & Design

Core studio for visual communication in a spectrum of two- dimensional media and color theory. Explorations include elements and principles of design, basic digital technique, basic traditional material handling, creative thinking, critical discussion and problem solving.



Maryam Alkhlaifa - 201004953

Fall 2024



Suad Al Mohaini - 201005666

Fall 2024




Rana Al Jassar - 201005074

Fall 2024



Suad Al Mohaini - 201005666

Fall 2024



Maryam Al Khulaifa - 201004953

Fall 2024



Lujain Alqassar - 201005392

Spring 2025

ARD103: 3D Art & Design

Core studio for visual communication in a spectrum of three-dimensional media and composition in the built environment. Explorations include elements and principles of design, basic digital techniques, material handling, shop experience, and creative problem solving.



Nourah Almutairi - 201004224

Fall 2024



Maryam Al Khulaifa - 201004953

Fall 2024



Sara Alobaid - 201004953

Fall 2024



Sabah Faras - 2010045688

Spring 2025



Wedad Alenizi - 201005219

Spring 2025

ARD250: Introduction to Urban Design

General Education: Social Science (SS)

This course examines both the structure of cities and the ways they can be changed. It introduces the students to theories about how cities are formed, and the practice of urban design and development, using national and international examples. The course deals with urban design in both existing and new areas, including models of urban analysis, contemporary theories of urban design and implementation strategies, supplemented by the illustration of methods of urban design practice. The course involves different urban analysis exercises and small-scale projects, which could deal with the design of a specific public space or the design of a "building gap" amid an existing urban fabric.



CASE STUDY

1 FREIBURG, GERMANY

It is exemplifies sustainable urban development with initiatives starting in the 1890s. The city has shifted towards renewable energy and sustainable planning, featuring districts like Vauban and Rieselfeld that emphasize low-energy housing and car-free living, along with extensive green spaces and eco-friendly transport.

They use some strategic like:

- **Green Spaces:** Integrated throughout the city to manage climate, enhance air quality, and provide recreational areas.
- **Green Roofs:** Used on buildings for insulation, reducing runoff, and improving aesthetics and biodiversity.
- **Solar Energy:** Extensively utilized on both residential and public structures to promote renewable energy use.




2 MALMO, SWEDEN

Malmö, Sweden, adopted sustainable urban design in response to environmental degradation, climate change impacts, energy dependence, and social and economic challenges following the decline of traditional industries, using strategies like green roofs, solar energy, and innovative water management to transform and revitalize the city sustainably.

They used:

- **Green Roofs:** Malmö features extensive green roofs, like the Augustenborg Botanical Roof Garden, which help manage stormwater and support biodiversity.
- **Efficient Space Use:** The Malmö Harbour area combined residential, commercial, and recreational spaces in a layout that maximizes natural light and promotes walking and cycling.
- **Solar Energy:** Malmö has been pioneering its solar energy, with buildings equipped with solar panels to meet their energy needs.



Case Study 1

Sky Garden, London

Designed by the Uruguayan architect Rafael Vinoly, 20 Fenchurch Street is commonly referred to as "Walkie-Talkie" due to its distinctive resemblance to a radio handset. Although not without its share of controversy, primarily because of its shape prominent position in the city skyline, it stands out as one of the few skyscrapers offering free public access. To gain entry to the Sky Green, a three level observation deck, visitors need to make advance reservations.

The garden itself features semitropical trees and succulent plants that create a natural border around the bars, restaurants, and expensive walkways spanning the 35th, 36th, and 37th floors. Among the flowering plants, you can admire African Lilies, Red Hot Pokers, and Birds of Paradise, accompanied by aromatic herbs, particularly French Lavender.



Case Study 2

Pedestrian Only Streets: Stroget, Copenhagen

Until 1962, all the streets and squares of central Copenhagen were used intensively for vehicle traffic and parking, and were under pressure from the rapidly growing fleet of private vehicles.

The pedestrianization of Copenhagen began with the city's main street, Stroget, which was converted in 1962 as an experiment. The conversion of the 1.15 km long main street into a pedestrian street was seen as a pioneering effort, which gave rise to much public debate before the street was converted. "Pedestrian streets will never work in Scandinavia" was one theory. "No cars means no customers and no customers means no business", said local business owners.

Location: Central Copenhagen, Denmark
Population: 0.5 m
Metro: 1.9 m
Length: 1.15 km
Right of Way: 10 - 12 m
Context: Mixed-Use (Residential / Commercial)
Maintenance: Several repaving since 1963

The successful pedestrianization of streets in Copenhagen can be attributed in part to the incremental nature of change, giving people the time to change their patterns of driving and parking into patterns of cycling and using collective transport to access key destinations in the city in addition to providing time to develop ways of using this available public space.



REDESIGN THE AL QASHANIYAH – ABDALI

REDESIGN THE AL QASHANIYAH – ABDALI URBAN PROPOSAL

- Block 1
- Block 2
- Block 3
- Block 4
- Block 5
- Block 6



- Commercial
- Residential
- Empty Space
- Main Street
- Internal streets
- Old Road
- Parking



DEVELOPMENT THE URBAN PROPOSAL


THE PROBLEM WITH THE CAR'S ROUTE
AND THE CAUSE OF THE ACCIDENTS.

- Feed Truck
- Carpool for Society
- Empty Space
- Clinic



THE URBAN ISSUES IN ABDALI

Al-Abdali area in Kuwait, like other areas of Kuwait, faces significant climate challenges characterized by high temperatures, making the consideration of sustainable solutions essential.



THE SUSTAINABLE SOLUTIONS

- **Green spaces:** They help cool the area and improve air quality.
- **Solar panels:** Reduce reliance on non-renewable energy and decrease carbon emissions.
- **Green roofs:** Provide natural insulation for buildings and aid in groundwater management.



AL RAI, KUWAIT



CASE STUDY



CHEONGGYECHON STREAM RESTORATION IN SEOUL, KOREA

PRIOR TO REPAIR, CHEONGGYECHON WAS A NEGLECTED, DIRTY STREAM HIDDEN BENEATH AN ELEVATED HIGHWAY THAT CAUSED DAMAGE ON THE ENVIRONMENT AND CAUSED EXTREME TRAFFIC JAMS. SEOUL STARTED A PROJECT IN 2003 TO DIG UP AND CLEAN UP THE STREAM, REMOVE THE HIGHWAY, AND BUILD AN URBAN PARK SPANNING 5.5 KILOMETERS. THIS CHANGE GREATLY RAISED THE STANDARD OF LIVING FOR LOCALS BY IMPROVING THE AIR QUALITY, ENHANCING BIODIVERSITY, STIMULATING THE LOCAL ECONOMY THROUGH INCREASED TOURISM, AND CREATING A LIVELY PUBLIC AREA.




TIMES SQUARE TRANSFORMATION NEW YORK, AMERICA

BEFORE ITS TRANSFORMATION, TIMES SQUARE WAS NOTORIOUS FOR HEAVY TRAFFIC, PEDESTRIAN CONGESTION, AND A LACK OF PUBLIC SPACE. IN 2009, NEW YORK CITY LAUNCHED A PROJECT TO CLOSE PARTS OF BROADWAY TO VEHICULAR TRAFFIC, CONVERTING THE AREA INTO PEDESTRIAN PLAZAS. THIS TRANSFORMATION REDUCED TRAFFIC ACCIDENTS, IMPROVED AIR QUALITY, BOOSTED LOCAL BUSINESSES THROUGH INCREASED FOOT TRAFFIC, AND PROVIDED A VIBRANT, ACCESSIBLE PUBLIC SPACE, SIGNIFICANTLY ENHANCING THE EXPERIENCE FOR BOTH RESIDENTS AND TOURISTS.



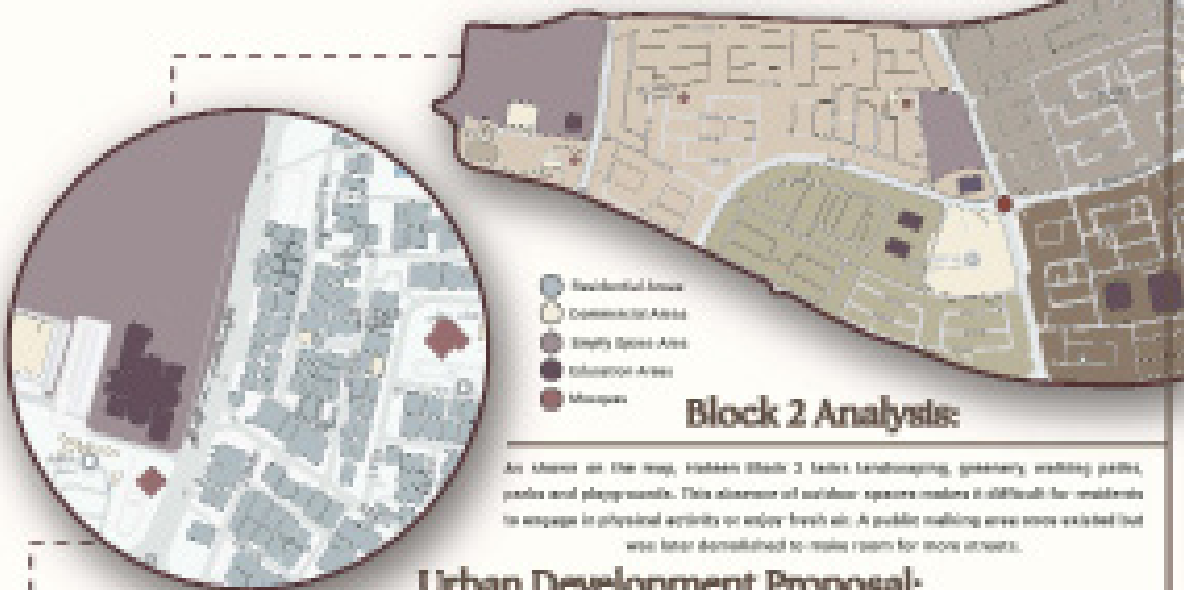
THE HIGH LINE IN NEW YORK CITY

IS A 1.48-MILE ELEVATED PARK CREATED FROM A FORMER RAIL LINE, BLENDING INDUSTRIAL HERITAGE WITH NATURAL LANDSCAPING. DESIGNED BY JAMES CORNER FIELD OPERATIONS, DILLER SCOFIELD + RENFRO, AND JETZ COUNCIL, IT FEATURES WALKING PATHS, GARDENS, SEATING AREAS, AND ART INSTALLATIONS. IT SERVES AS A COMMUNITY HUB, PROMOTING SUSTAINABILITY WITH OVER 250 PLANT SPECIES AND BOOSTING CONNECTIVITY BETWEEN NEIGHBORHOODS. THE PROJECT HAS ATTRACTED 8 MILLION ANNUAL VISITORS, SPURRED \$2 BILLION IN NEARBY INVESTMENTS, AND INCREASED PROPERTY VALUES, DESPITE ITS HIGH INITIAL COSTS AND ONGOING MAINTENANCE CHALLENGES.





VISUAL ANALYSIS - HATEEN



Urban Development Proposal:

I suggest creating a large, multi-functional outdoor space in Block 2, designed for easy access by local residents in each block. This area could feature interconnected walking and jogging paths, lush gardens, picnic areas, playgrounds, and community gathering spots. The goal is to cultivate a vibrant and welcoming environment that promotes well-being, social interaction, and neighborhood unity.

Visuals:



Case Studies:

New York City's High Line is an elevated linear park and public space repurposed from a former railroad track. It seamlessly integrates preserved rail lines with modern walkways, gardens, seating areas, and art installations. Serving as a major tourist attraction, it stands as a prime example of urban reuse and innovative adaptive design.

Copenhagen's Superkilen Park is a vibrant urban space designed to celebrate diversity and community. It's divided into three distinct zones: the Red Square, the Black Market, and the Green Park. It features global design elements, including sculptures, benches, and playground equipment sourced from over 50 countries. This dynamic public space promotes cultural inclusion.



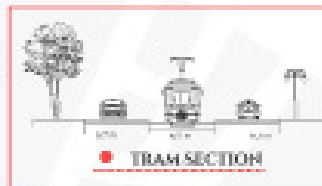
AUJ UNIVERSITY
By Fajer Al Duaij

SCAD
School of Architecture & Design
in partnership

● Mishref tram railways

● CAUSE

I live in the Mishref area, and it is one of the very beautiful areas. Because of their interest in greening it in most areas. There is a premise that attracts many people from the region and from abroad. This is where our first problem begins. Where traffic congestion begins and the entrances and exits to the area are closed. Also, there is overcrowding inside the area caused by vehicles within the area. Also, it is not easy for the difficulty of employees getting to work because buses are not allowed to pass inside the area.



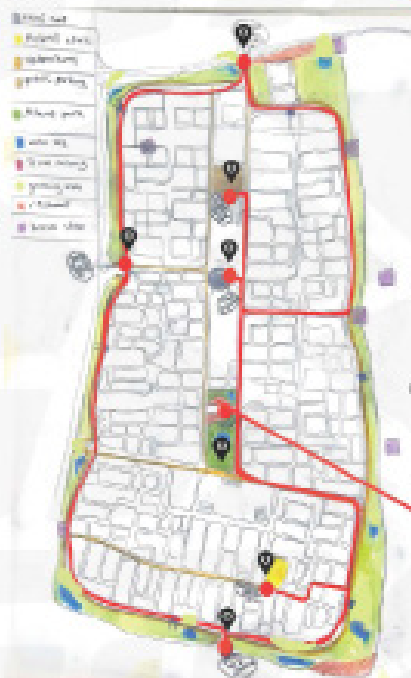
● FREIBURG, GERMANY

- In the 1880s, Freiburg relied heavily on cars, leading to congestion and pollution.
- During the 1890s, the city began expanding its tram network and integrating it with bus and cycling infrastructures.
- By 2015, car usage dropped from 32% to 23%, while walking, cycling, and public transport use increased significantly.

● MISHREF MAIN STREET



● MISHREF PARK



● SOLUTION

One of the proposed solutions is to have tram railways serving the entire area from the suburbs and from the inside. This may contribute to reducing the number of cars in the area and enabling employees to reach their work within the area without having to walk long distances in the hot summer. I also noticed that the residents of the area do not frequent Mishref Public Park, despite their constant change of restaurants and activities, so I decided to divide the park by placing a Tram station in the middle, which will make movement in it permanent. Among the proposals is separating the street from the Mishref corner to reduce pressure on the same street. In the end, I placed some water spaces that contribute to changing the atmosphere in the area and increase its beauty. From here we see the importance and rejection of Tram railways in all regions of the country.

● LONDON HYDE PARK

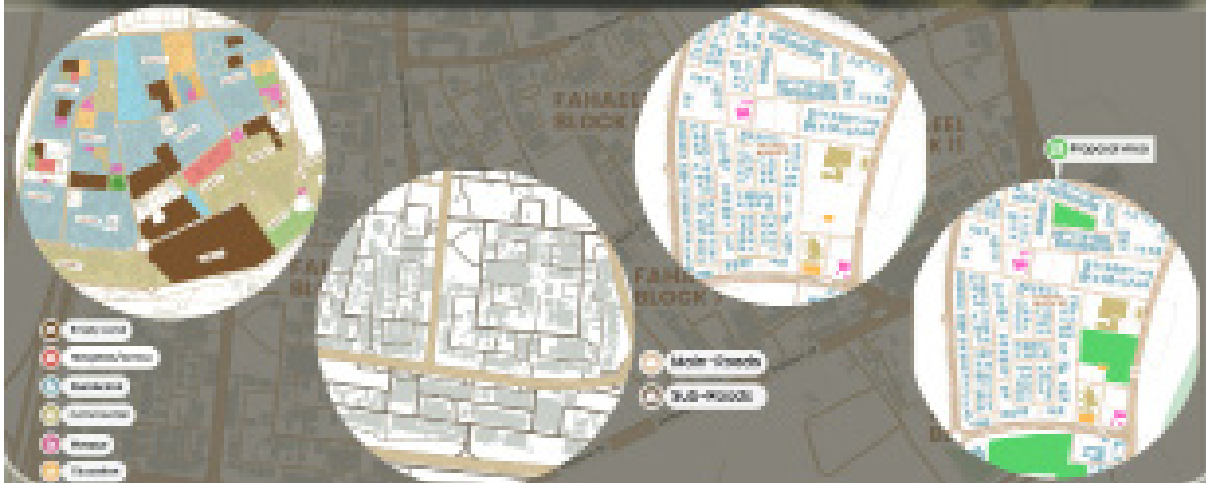
Placing streets throughout Hyde Park helped solve several problems, primarily related to transportation, accessibility, and public order.

1. "Improved Traffic Flow" – Before streets were added, Hyde Park was a large open space that could be difficult to navigate. Streets allowed for better movement of people, carriages, and later, automobiles, reducing congestion in surrounding areas.
2. "Enhanced Accessibility" – The streets provided direct routes through the park, making it easier for pedestrians and vehicles to cross without needing to go around it.
3. "Better Safety and Security" – With designated roads and pathways, movement became more organized, reducing accidents and creating a safer environment for both pedestrians and riders.
4. "Encouraged Public Use" – Easier access to different parts of the park encouraged more people to visit, promoting recreation and social activities.
5. "Facilitated Urban Planning" – The streets helped integrate the park into the surrounding city layout, supporting the development of nearby areas and improving overall infrastructure.



Recreational Park

Fahaheel, Block 10



Sky Greens, Singapore



This world's first low-carbon hydroponic-driven vertical farm located in Singapore

Established in 2012 by Sky Urban Solutions, founded by Dr. Ngiam Tong Tau.

This farming system addresses Singapore's land scarcity and food security by growing leafy vegetables efficiently, sustainably, and space-efficiently.



A hydroponic tower is a vertical system that grows plants without soil. Water with nutrients is pumped to the top, flowing down to nourish the plants' roots. It saves space and uses less water.



Opera House, Copenhagen



The Opera Park is a new green space about the size of three soccer fields, naturally just steps from the Royal Danish Opera in Copenhagen.

The park was part of a broader effort to revitalize the water front area near the Royal Danish Opera House.



The heart of the park is occupied by a flower-shaped greenhouse with café that links to underground parking and ensures the park is a great road destination.

The parking area is conveniently located adjacent to the greenhouse, making it easily accessible for park visitors and people attending events at the Opera House.

Proposal



Below is a cross-section view of the park.



Unit is made of 2 underground levels, 1 for parking and above it for the vertical farming with daylight.



A multipurpose community park for vertical farming, enjoying nature, with underground parking in a green house.



Below is a cross-section view of the park.



On the surface level a large park just like it is filled with green houses just like the existing park above.

IDEAS IMPLEMENTATION

Sustainable Design:



final Mishref tram railways project

TRAM STATION SECTION



This plan illustrates the traffic flow diagram between cars and the tram, as well as the proper circulation in part of Block 5 in Mishref, alongside the walkway that attracts many residents from the area and beyond.

SOLAR PANELS IN TRAM STATION



TOP VIEW OF MISHREF MAIN STREET

MAIN STATION MODELS

This design illustrates the actual distances between the tram tracks, the car road, the bike lanes, and pedestrian paths. It also shows the main train station in the area, which operates on advanced renewable solar energy. The presence of multiple modern transportation methods supports the concept of sustainability in architecture. Additionally, the design highlights the idea of rooftop farming on the main train station building in Mishref, which was inspired by the concept of urban sustainability in Oslo, Norway.



AAU 100 - Introduction to Urban Design - Session 05

Dr. Ahmed Elmer
Senior Design Instructor

Lamyaa Elmer
ID:201006002




SCAD
School of Architecture & Design

School of Architecture & Design
Bachelor of Fine Arts in Interior Design

Recreational Park

Fahaheel, Block 10





Green House domes

- Year round growing
- Energy Efficiency
- Strong Structure
- Water Conservation
- Sustainable Living



Tennis Courts

- Full-body workout
- Cardiovascular health
- Mental focus
- Social interaction
- Lifelong sport



ARD301: Design Concepts

Intended for the student who is entering the design field and requires an understanding of brand identity development, design thinking, and product line development.


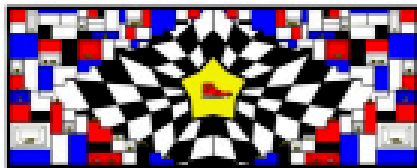
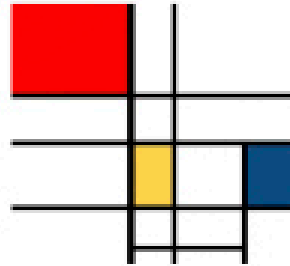
CONVERSE ➔

DE STIJL MOVEMENT:

The De Stijl movement, founded in 1917 by Theo van Doesburg and Piet Mondrian, emphasized geometric forms, primary colors (red, yellow, blue), and black and white to achieve harmony through abstraction, influencing modern architecture and design.



Converse brand:

Converse, founded in 1908, is known for its iconic "Chuck Taylor All Star" shoe, a timeless staple since the 1920s. It joined Nike in 2003, blending classic style with modern innovation.



Concept statement:

The concept seamlessly draws inspiration from the De Stijl movement, blending Converse's brand with a central star design. Bright primary colors and clear geometric shapes create a bold and balanced look, combining simplicity with a modern style while highlighting the brand's unique spirit.



AIU AMERICAN INTERNATIONAL UNIVERSITY

SCAD School of Architecture & Design

Student name : Salem aldashkil
Student ID : 201001227

BOTTEGA VENETA


Concept

Floating above the ground inspired by Le corbusier's use of open spaces and elevated designs on columns and cubism's fragmented elements.




Cubism Influence

Geometric, fragmented forms, multiple perspectives, abstract.




Le corbusier Influence

open, flexible spaces. Simplicity, clean straight lines, sharp edges modular, modernist.




the boxes idea was inspired by villa savoye as he used cubicle form and made it float by placing them on columns


he also used red cubicle of cubism



Elements & materials




transparent glass cube inside it bottega veneta red has best seller in 2024



illuminated yellow cubes made of yellow glass

Modern materials

reflective floor



red cubes



made of glass



made of reflecting area aluminum



the reflective materials emphasizes the concept of floating in the design




Moneera Al Dabbouous - 201004661

Spring 2025

ARD 450 Design Philosophy

introduction to the fundamental philosophical issues raised by the contemporary practice of design. This course explores central issues about the nature of design and its products, and the rationality of design methods. Also, explores the key issues for design, including: the place of aesthetics in design; design's relation to personal expression; the meaning of function; and design's relation to consumerism. The social responsibility of designers, and the impact of design practice on ethical reasoning are also discussed.



Joud Alholi - 201001115

Fall 2024



Fatemah Almazyad - 201001228

Fall 2024




Noura Al-Raoudan - 201001084

Fall 2024



Dana Almutairi - 201001713

Spring 2025



Dania Alfahad - 201001009

Spring 2025

ARH

Fall 2024- Spring 2025

ARH101: Art History Ancient through Medival

Survey of traditions and major developments in viaual expression in the West, prehistory through medieval period. Art studied in the context of its cultuers techniques of visual analysis



Shah Mahdi - 201000470

Fall 2024



Amnah Al Rashed - 201004261

Fall 2024



Maryam Al Mutairi - 201003594

Fall 2024



Jana Alawadhi - 201005300

Spring 2025




Rana Aljassar - 201005074

Spring 2025



Shorouq Aljassar - 201002787

Spring 2025



Wedad Alenezi - 201005219

Spring 2025


ARH102: Art History Renaissance Through Modern

Traditions and developments in visual expression in the West, Renaissance through twentieth century. Art in context of its cultures; techniques of visuals analysis.



Aryam Nawaf- 201001609

Fall 2024



Shahad Al-Faqaan - 201003125

Fall 2024



Mariam Hussain - 201002925

Fall 2024



Kawthar Alhaider - 201003238

Spring 2025



Dalal Almutairi - 201000354

Spring 2025



Bader Alqaisi - 201003968

Spring 2025

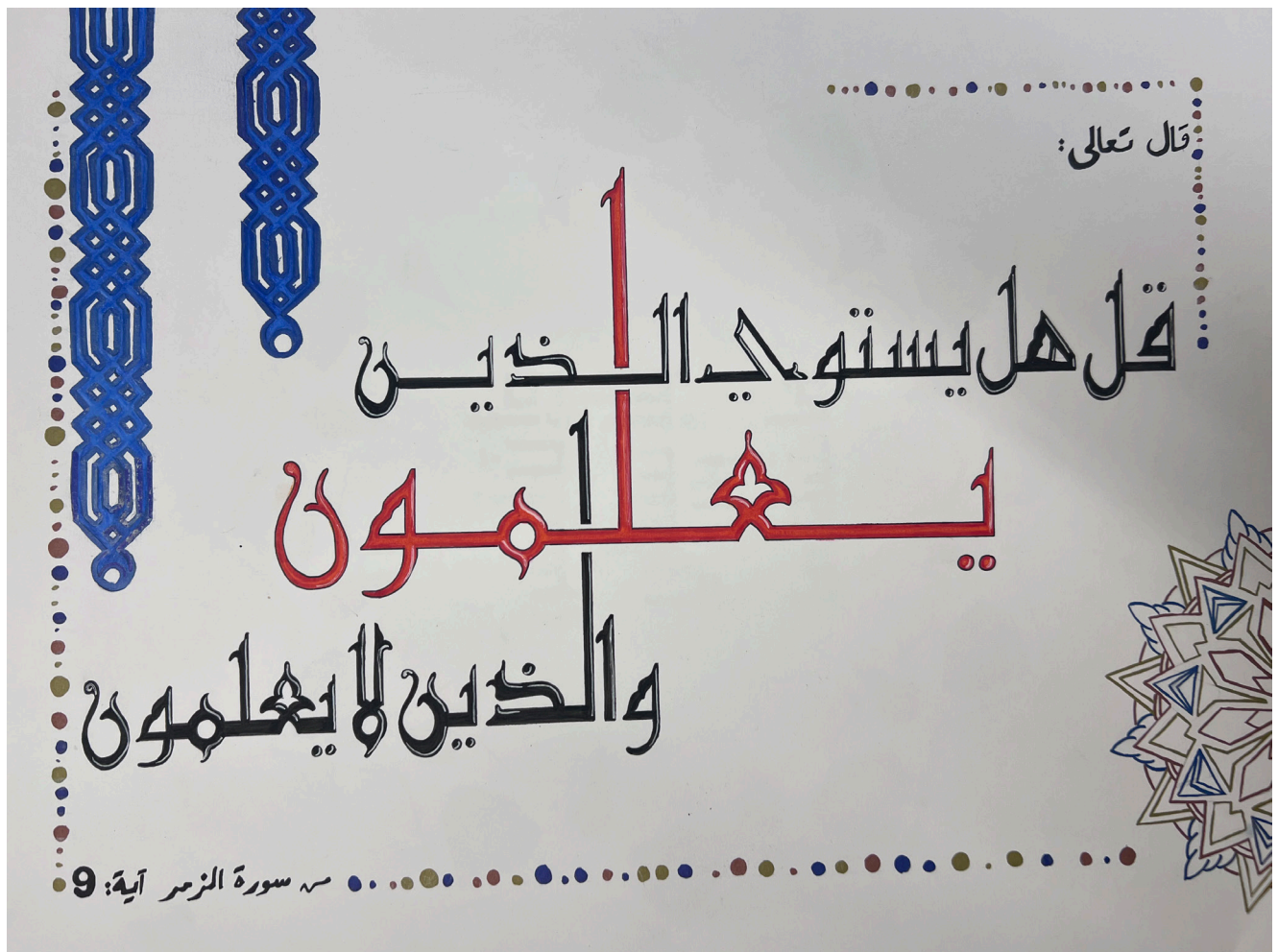


Ghaya Alansari - 201003968

Spring 2025

ARH202: Islamic Arts & Architecture

Survey of arts and architecture of Islam from its origins in the seventh century to the Ottoman Empire




Sarah Shareef - 201003222

Fall 2024



Aljawharah Aljabbari - 201003180

Fall 2024



Aseel Darweesh - 201003226

Fall 2024



Shadan Alfahad - 201003926

Spring 2025



Fatema Esa - 201004960

Spring 2025

GRD

Fall 2024 - Spring 2025

GRD100: Introduction to Visual Communication

This course provides an introduction to visual literacy by considering the fundamentals of visual communication to viewers. the contributions, ethics and methods of visual communicators will be explored by analyzing examples in a variety of visual forms, including prints, graphics, illustrations, photographs, and computer imagery.




Albandari Almajdi - 201003196

Fall 2024



Jana Alawadhi - 201005300

Fall 2024



Jana Alawadhi - 201005300

Fall 2024



Maryam Khalifa - 201004203

Fall 2024



Sabah Faras - 201005688

Fall 2024



Amna Awadhi - 201004987

Fall 2024



Amna Awadhi - 201004987

Fall 2024



Amna Awadhi - 201004987

Fall 2024



Janna Awadhi - 201005300

Spring 2024



Latifa Almuhanha - 201005925

Fall 2024

GRD110: Typography I

Introduction to typography through the use of digital and hand craft skills and conceptual framing for working with letter forms and the layout of text. Assignments and demonstrations to develop thinking and making abilities.



Aishah Alsaqer - 201004196

Fall 2024



Maryam Alkhlaifi - 201004203

Fall 2024






Maryam Alkhlaifi - 201004203

Fall 2024

When you are in the water, you will not be in the



Diving into reading always gives you a

Reading is not just a hobby; it's a profound journey. As you dive into the depths of a book, you discover a world of knowledge, insight, and connection. It's a journey that transcends time and space, allowing you to explore the human experience from every angle.

Diving into reading is a different


Reading is a different way of seeing the world. It's a way of connecting with people from different cultures, times, and places. It's a way of expanding your horizons and understanding the world around you. It's a way of finding comfort in the unfamiliar and discovering the beauty of the unknown.

Diving a deep and reading the

Diving into reading is a journey of discovery. It's a journey that leads you to new worlds, new ideas, and new perspectives. It's a journey that challenges you to think critically and to question the status quo. It's a journey that empowers you to take control of your own destiny and to create a better future for yourself and for the world.

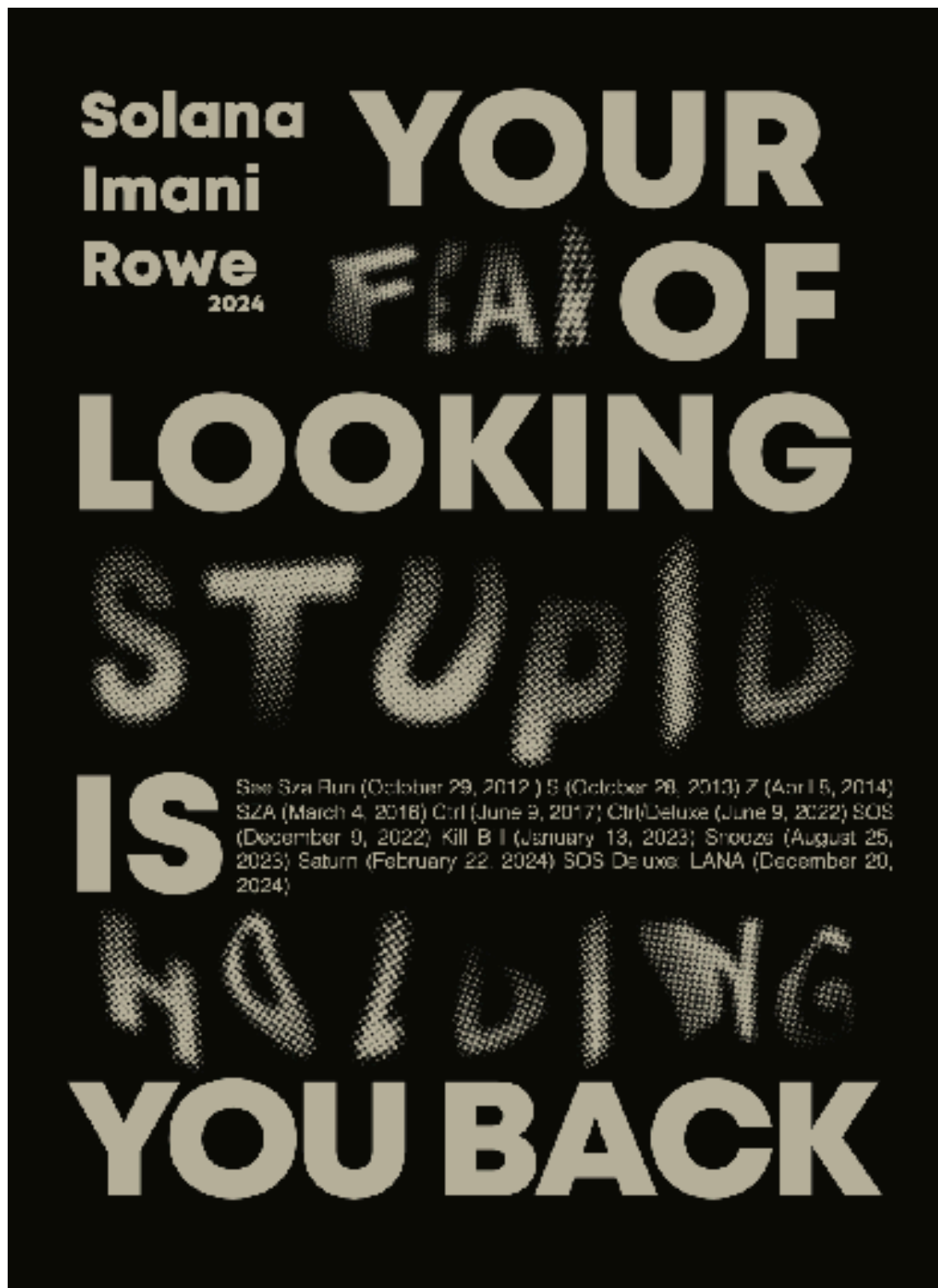
Abdulaziz Alharam - 201001314

Spring 2025



Jana Alawadi - 201005300

Spring 2025



Maryam Alkhulaifi - 201004953

Spring 2025

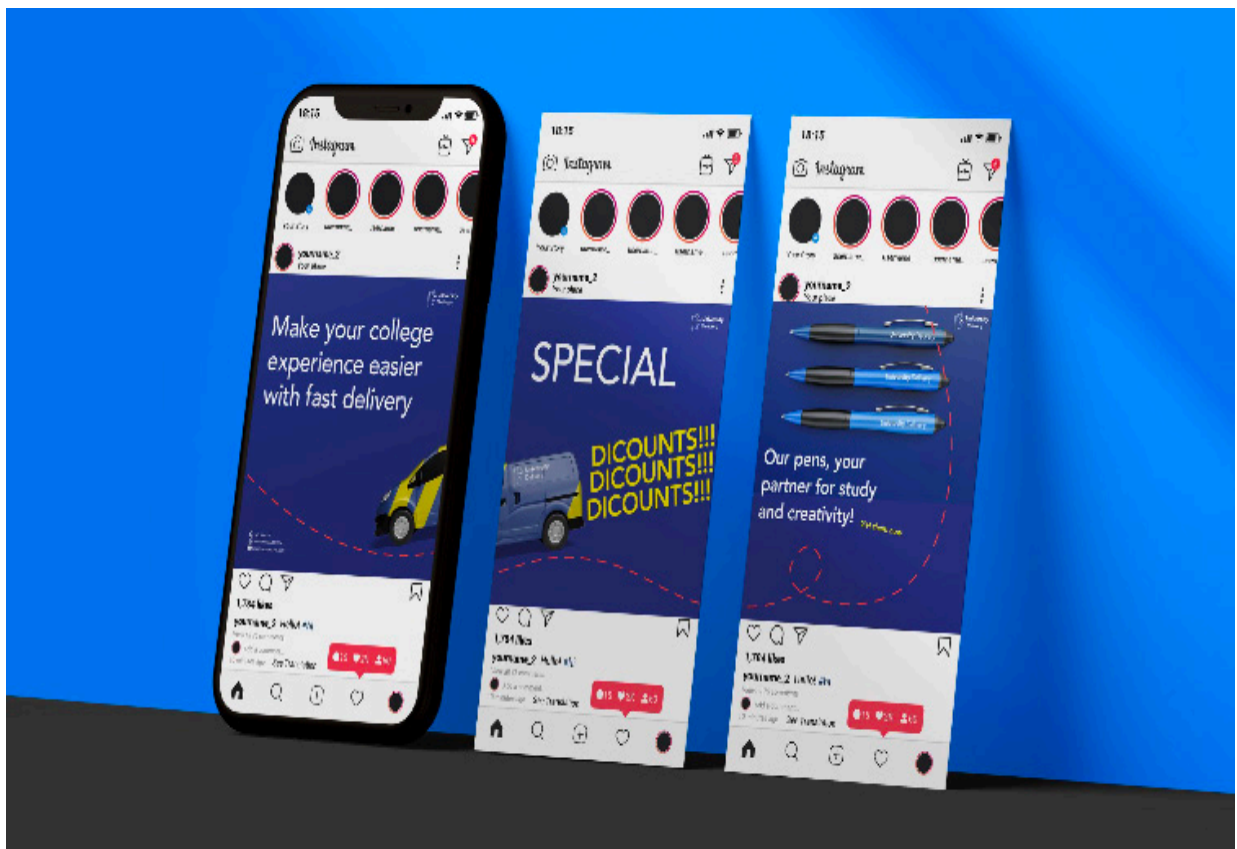
GRD202: Graphic Design I

Visual communication issues and application: design methodology, problem-solving, relation of form to meaning, type/image relationships. In this course, students create a realistic visual project such as the visual components of a marketing campaign with emphasis upon a consistent theme of concept, design, and imagery. Process and development of imagery is essential as well as allowing students to modify their design and improve their campaigns



Farah Alselteen - 201003291

Fall 2024



Farah Alselteen - 201003291

Fall 2024

بنك الدينار العالمي
DINAR INTERNATIONAL BANK



EXPLORE OUR NEW **SPECIAL DAL PLUS VISA**




Fajer Al Daihani - 201002881

Fall 2024



Shahad Alfaqaan - 201003125

Fall 2024




Shahad Alfaqaan - 201003125

Fall 2024

GRD205: Introduction to Animation

Fundamental understanding of structure history, technology and application of typography, the visualization of language. Functional and experimental aspects of typography; typographic syntax and hierarchies.



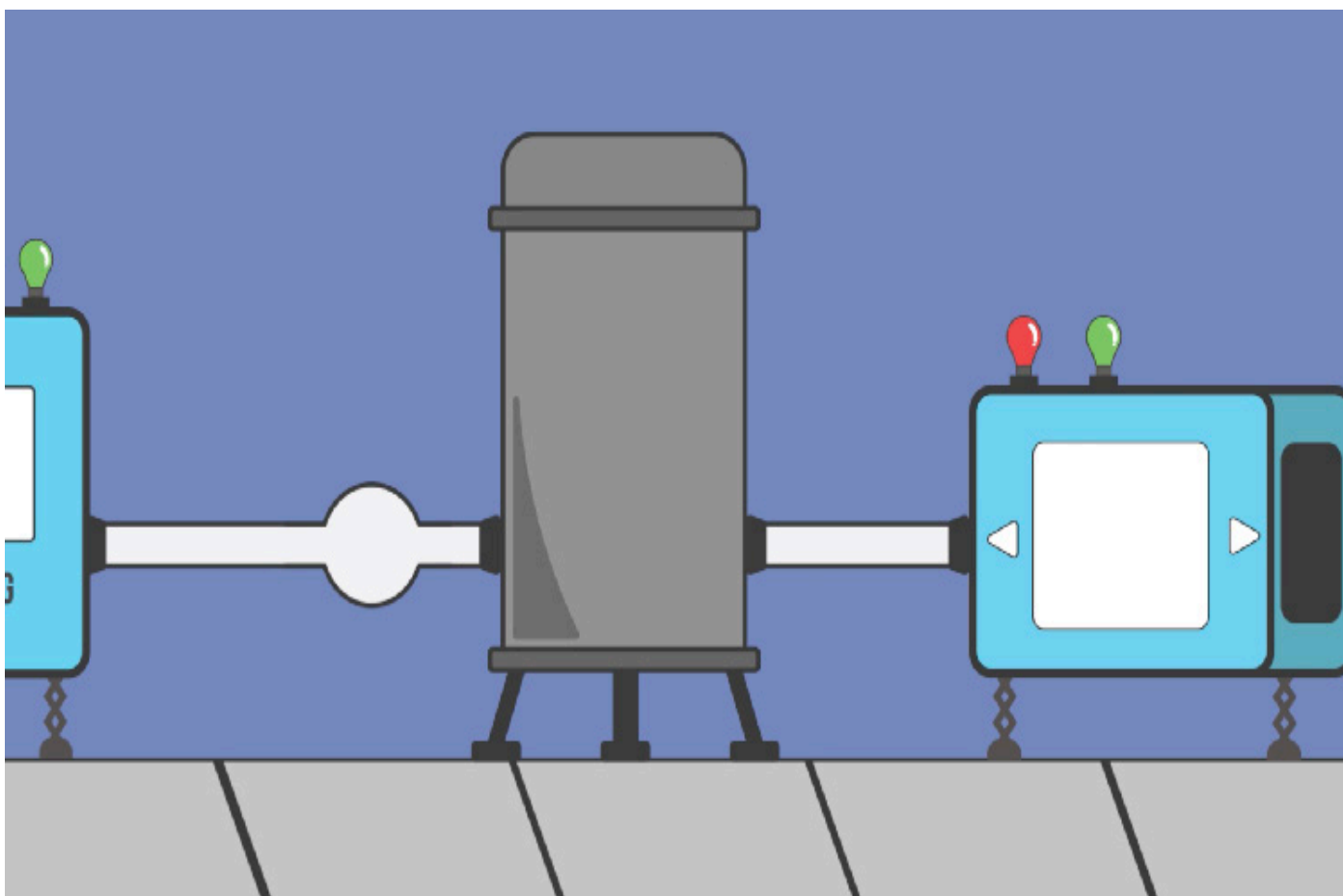
Jouri Almesalem - 201002964

Fall 2024




Latifa Alajmi - 201001383

Fall 2024



Malak Alsaid - 201001973

Fall 2024



Malak Alsaid - 201001973

Fall 2024




May Alenzi - 201003353

Fall 2024




Fajer Aldihani -201002881

Spring 2025



Shahad Alfaqaan - 201003125



Spring 2025



Sabiekah Albalool - 201004590

Spring 2025

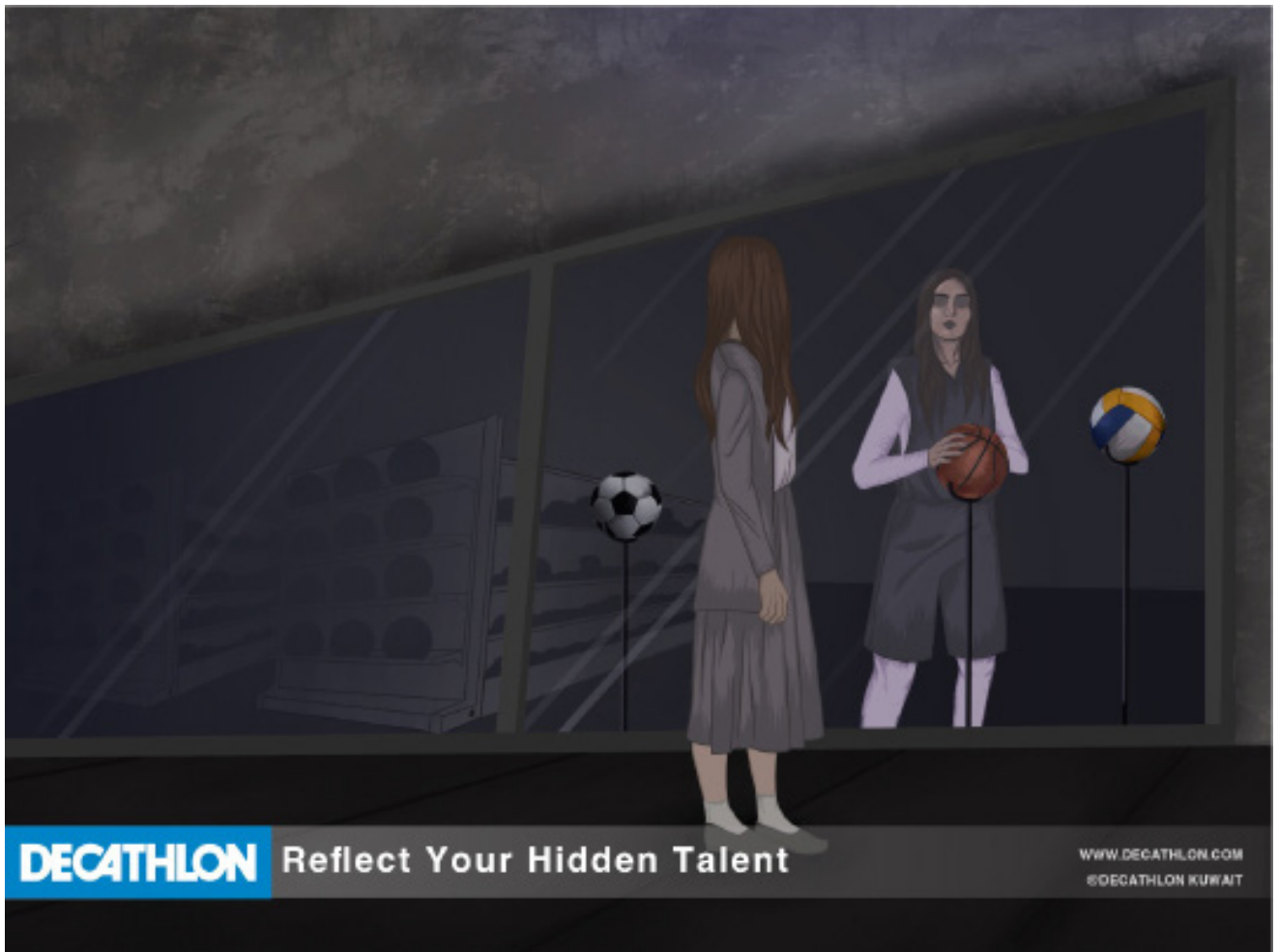
GRD206: Advertising Design

This course introduces students to the disciplines, work environment, and creative workflow of advertising and digital design. Students are presented with brand communication challenges and learn to work in the new creative team of art directors, writers, and experience designers to apply both narrative and systematic creative thinking to deliver creative solutions for brand messaging as well as digital products such as mobile apps.



Jouri Almesalem - 201002964

Fall 2024



May Alenezi - 201003353

Fall 2024



Saoud Alsimairi - 20100020

Fall 2024



May Alenezi - 201003353

Fall 2024

دوانيتكم صارت أذكى!

سين جيم - المكان اللي الثقافة تتحول فيه لمنافسة.



Lulwa Alshatti - 201003292

Spring 2025

GRD210: Typography II

Fundamental understanding of structure history, technology and application of typography, the visualization of language. Functional and experimental aspects of typography; typographic syntax and hierarchies.

ا ا ب ب ب ب ق ت ت ث ث ث
ج ج ج ج ح ح خ خ خ
د د ذ ذ ر ر ز ز س س ع
ش ش ش ش ص ص ه ه

Malak Alsaid - 201001973

Fall 2024

خط
هندسة
عربية

مُصمَّم للعناوين مُهندَس للتأثير

Malak Alsaid - 201001973

Fall 2024



Malak Alsaid - 201001973

Fall 2024

Concept & Naming

refers to:

The enclosed, boxy forms

The lack of curves or openness

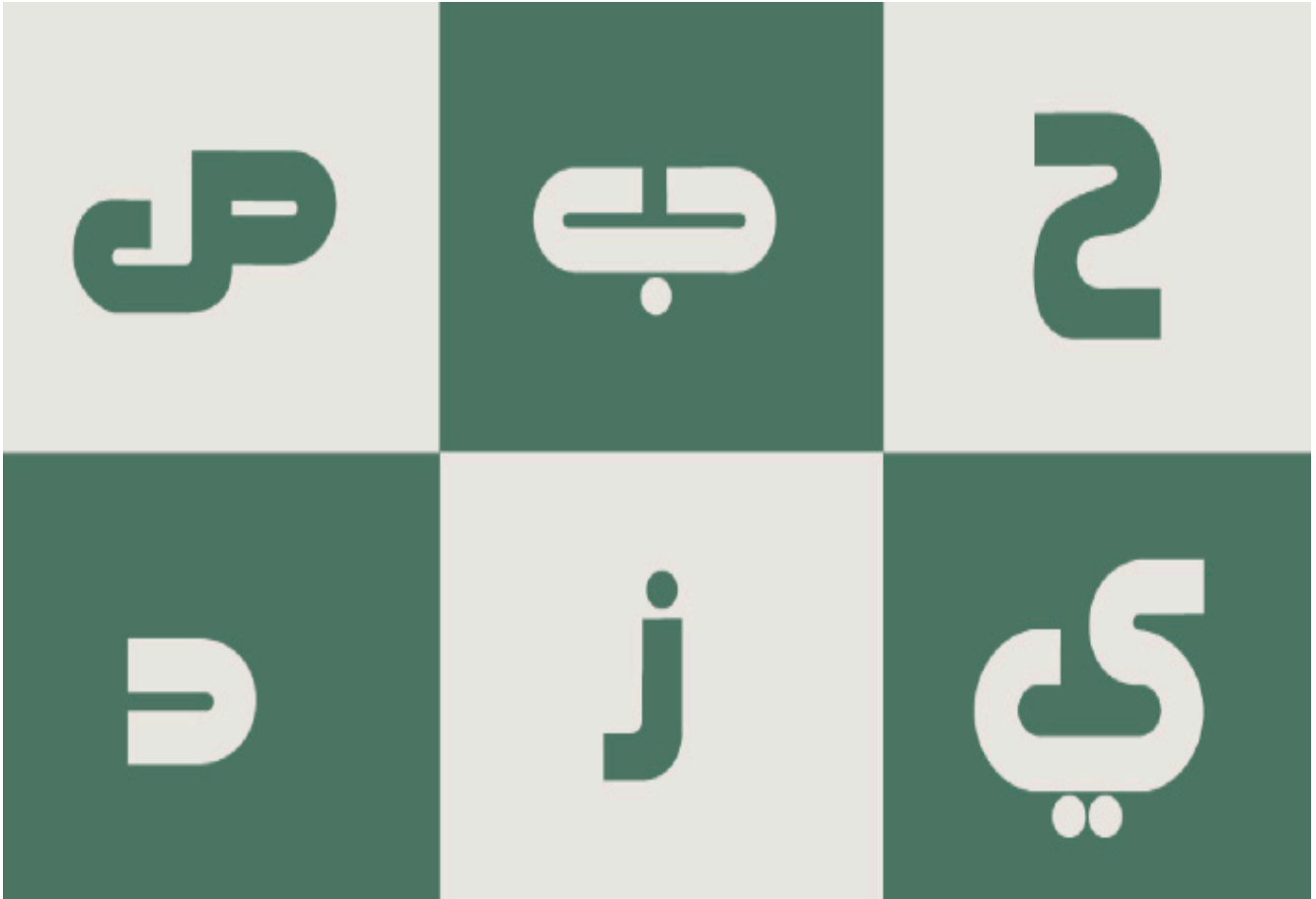
It's an expression of restraint, precision, and order

Rooted in Square Kufic + Brutalist geometry



Aisha Alenezi - 201002147

Spring 2025



Aisha Alenezi - 201002147

Spring 2025

جريدة

May Alenezi - 201003353

Spring 2025



May Alenezi - 201003353

Spring 2025

GRD221: Illustration I

Introduction to the role that illustration plays within graphic design; students will use both traditional and digital media to create illustration and hand lettering to communicate messages intended for reproduction



Shahad Alfagaan -201003125

Fall 2024



Shahad Alfagaan -201003125

Fall 2024



Fajer Alshalahi - 201002881

Fall 2024




Farah Alsalteen -201003291

Fall 2024

انتظار

قصة من قلب الحياة



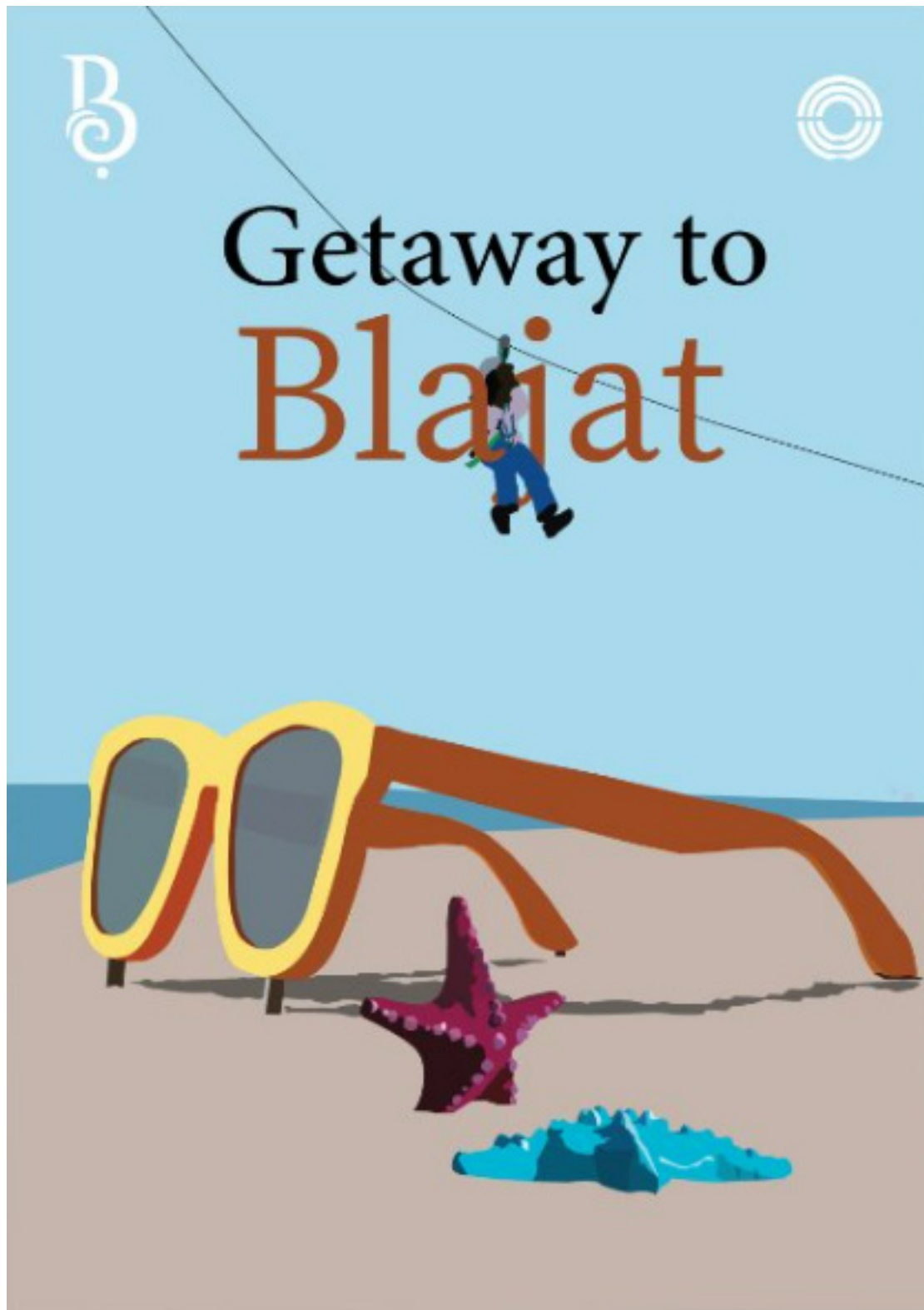
الساعة 8:00 مساءً

تاريخ العرض : 25 مايو 2025

مسرح الدسمة

Haya Almutairi -201001638

Spring 2025



Aisha Alsaqer -201004196

Spring 2025

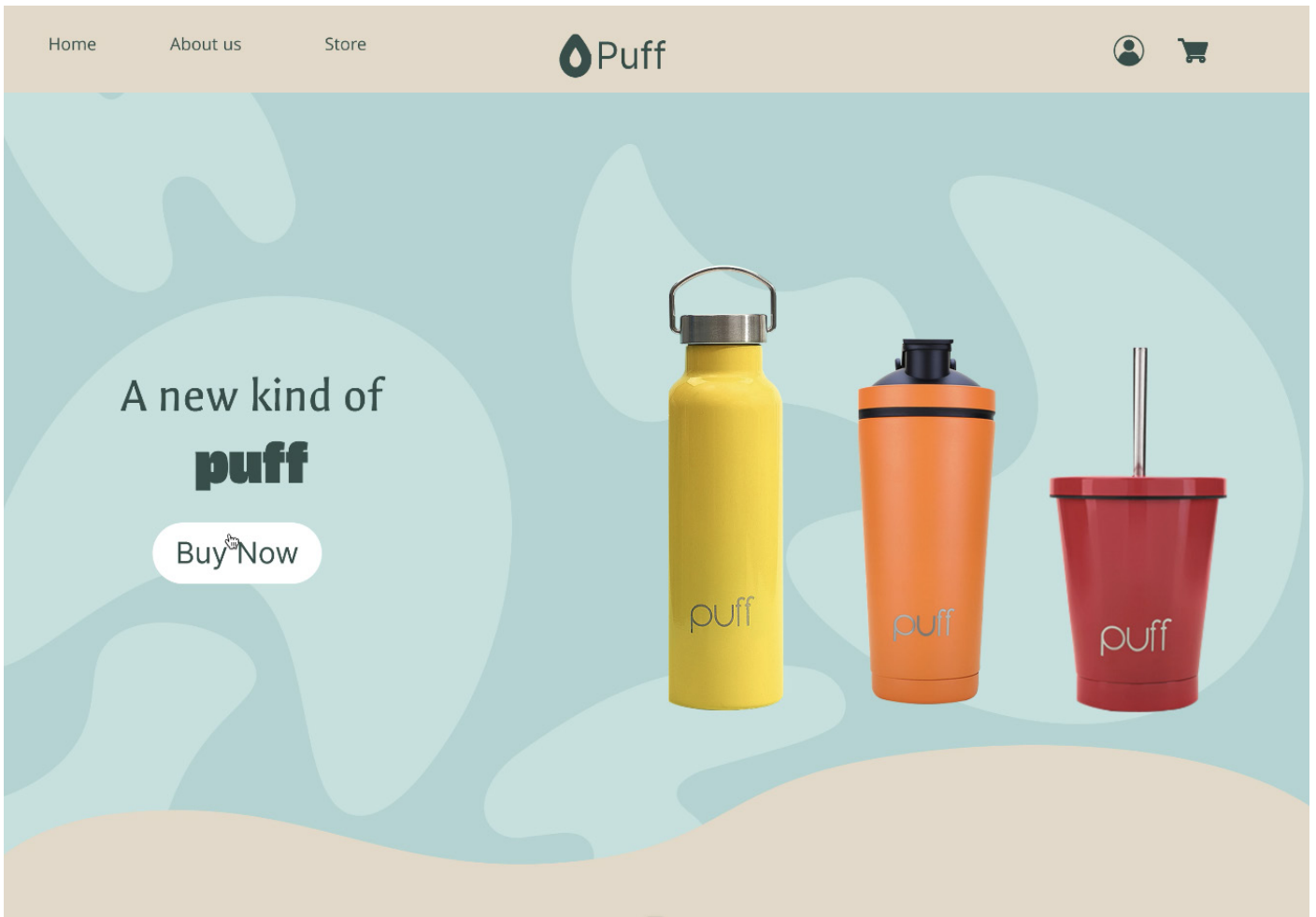
GRD301: Intro to Interactivity in Graphic Arts

Exploration of a variety of art-making strategies that utilize digital technologies and interactive media; emphasis on computer-based and online art practices and web-oriented programming languages.



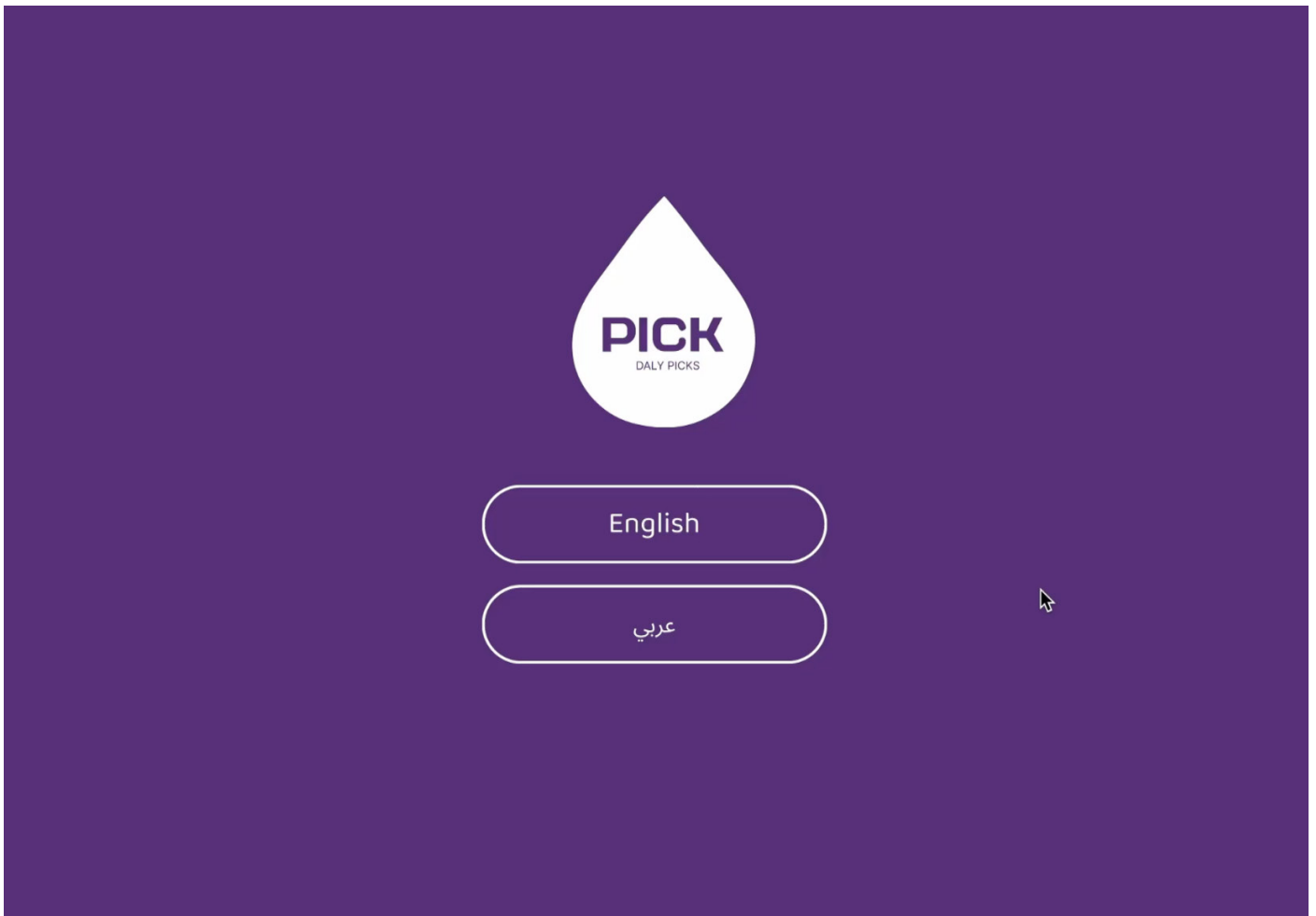
Shahad Aljadi - 201001601

Fall 2024



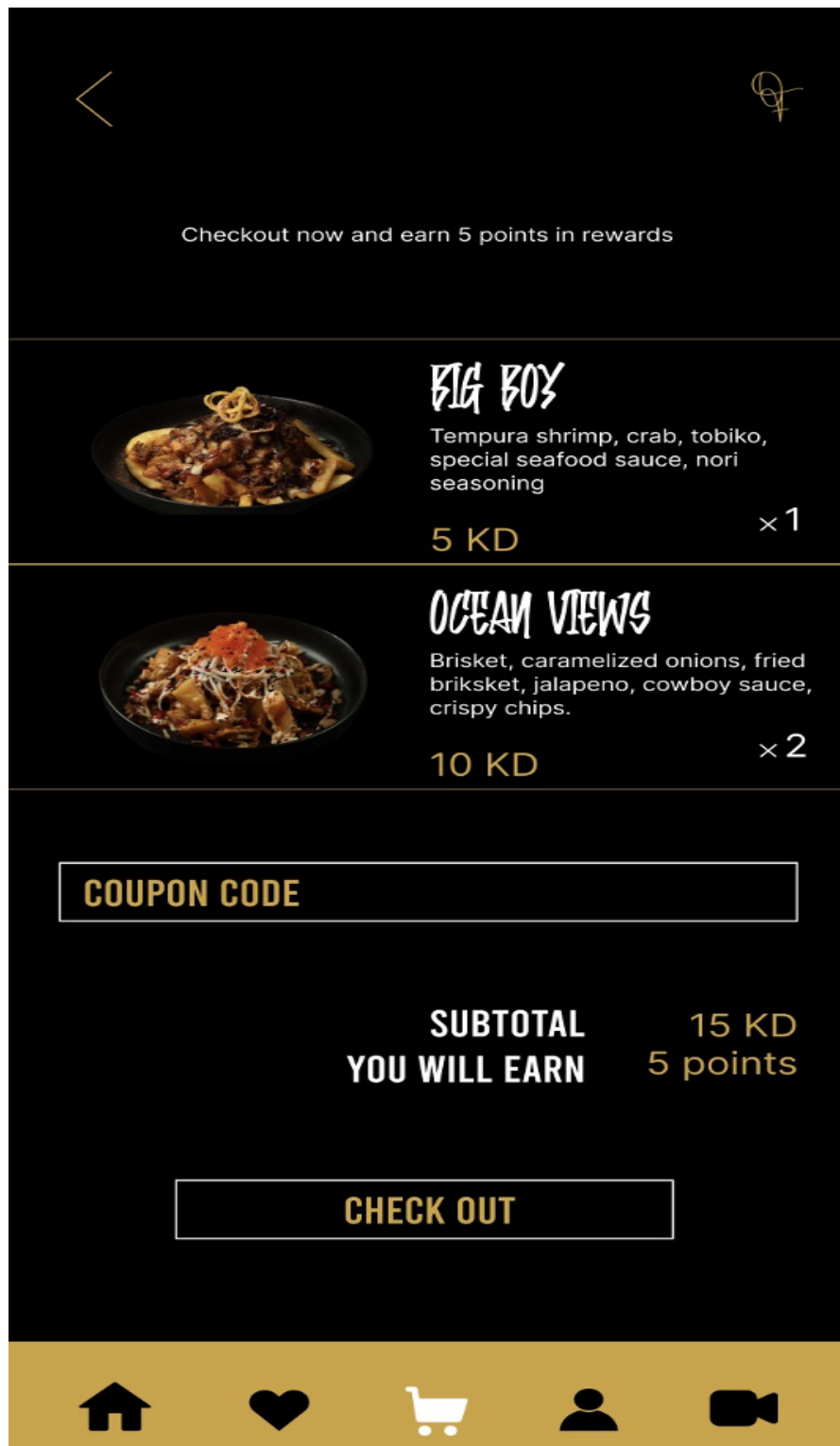
Danah Fawaz - 201001935

Fall 2024



Ghadeer Alsaffar - 201001291

Fall 2024



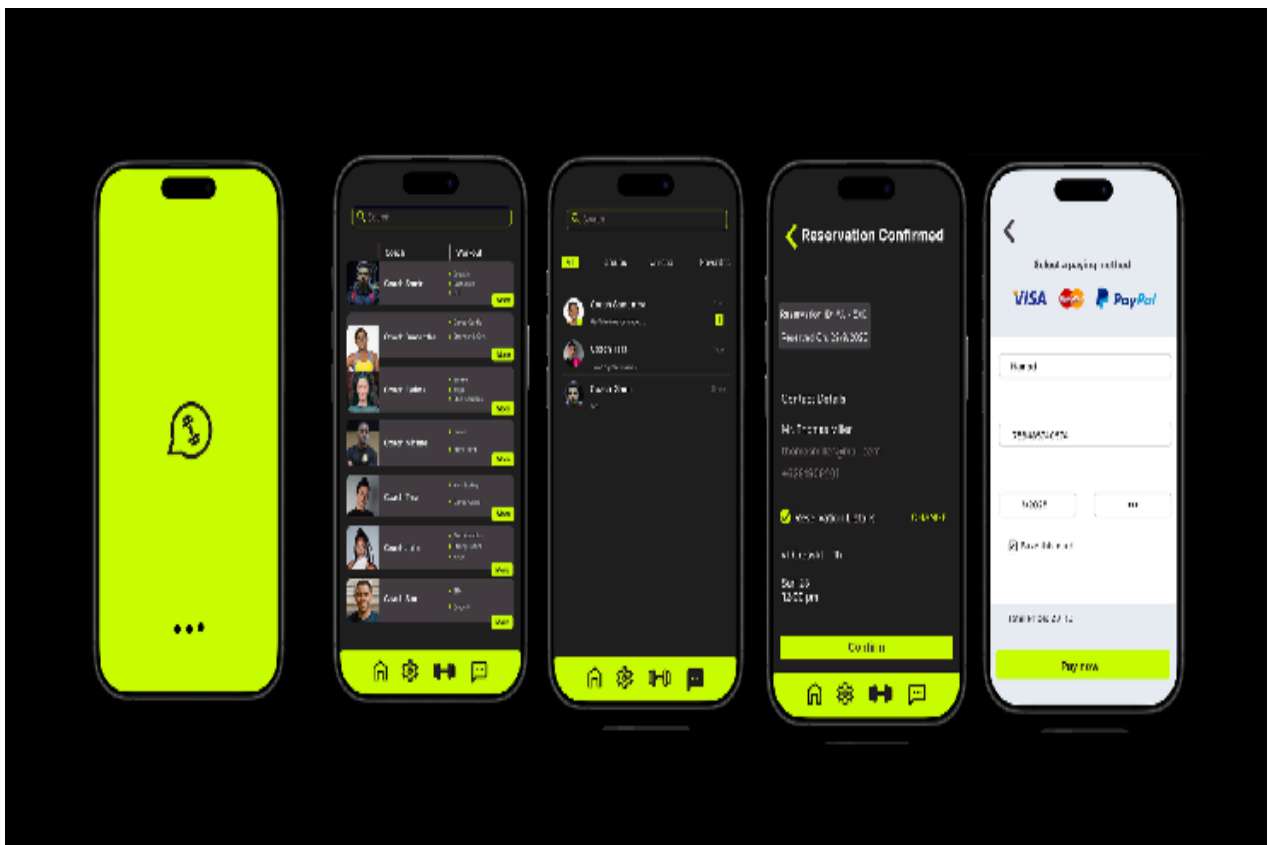
Lulwa Alshatti - 201003292

Fall 2024



May Alenezi - 201003353

Spring 2025



Jouri Almesalem - 201002964

Spring 2025

GRD302 Graphic Design Studio II

Fundamental understanding of structure history, technology and application of typography, the visualization of language. Functional and experimental aspects of typography; typographic syntax and hierarchies.



Malak Alsaid - 201001973

Fall 2024



Malak Alsaid - 201001973

Fall 2024



Malak Alsaïd - 201001973

Fall 2024



Malak Alsaid - 201001973

Spring 2025



Malak Alsaid - 201001973

Spring 2025



Aisha Alonaizi - 201002147

Spring 2025



Aisha Alonaizi - 201002147

Spring 2025

GRD305: Branding

Fundamental understanding of structure history, technology and application of typography, the visualization of language. Functional and experimental aspects of typography; typographic syntax and hierarchies.



May Almasoud - 201001867

Fall 2024



May Almasoud - 201001867

Fall 2024



Hanouf Alshaijy - 201001915

Fall 2024



Hanouf Alshaijy - 201001915

Fall 2024



Dana Almishri - 201001174

Spring 2025



Dana Almishri - 201001174

Spring 2025



Lulwa Alshatti - 201003292

Spring 2025



Lulwa Alshatti - 201003292

Spring 2025

GRD321: Illustration II

Development of illustration skills; students will learn to effectively use both traditional and digital media to create illustrations and hand lettering to communicate messages intended for reproduction. Students engage in problems that demand research, creation and management of numerous visual and informational elements within a given visual product



Dana Almishri - 201001174

Fall 2024



Lulwa Alshatti - 201003292

Fall 2024



Maryam Alyousef - 2001002986

Fall 2024



Raghad Alqahtani - 201002142

Fall 2024



Shahad Aljadi - 2001001601

Fall 2024



Aseel Almutairi - 201001700

Spring 2025



Jouri Almesalem - 2010012964

Spring 2025




May Alenezi - 201003353

Spring 2025



Ali Yahya - 201001700

Spring 2025



May Alenezi - 201003353

Spring 2025



Bodour Aladbdulhadi - 201001478

Spring 2025



Malak Alsaïd - 201001973

Spring 2025



Bodour Aladbdulhadi - 201001478

Spring 2025



Malak Alsaid - 201001973

Spring 2025

GRD331: History of Graphic Design

Fundamental understanding of structure history, technology and application of typography, the visualization of language. Functional and experimental aspects of typography; typographic syntax and hierarchies.



Raghad Alqahtani - 201002142

Fall 2024



Raghad Alqahtani - 201002142

Fall 2024



Dana Almishri - 201001174

Fall 2024



Lulwa Alshatti - 201003292

Fall 2024

GRD402: Graphic Design III

This course addresses contemporary interdisciplinary issues and practices in relation to graphic design.

This course takes students through a comprehensive look at the entire graphic design process in relation to contemporary practices. This course gives the student skills and knowledge about sustainability, environmental graphic design, window display and ambient design in addition to a self-led experimental assignment. Students will use design methodologies to arrive to their own individual perspective. The Learning methods include brainstorming sessions, group critiques, and class activities.



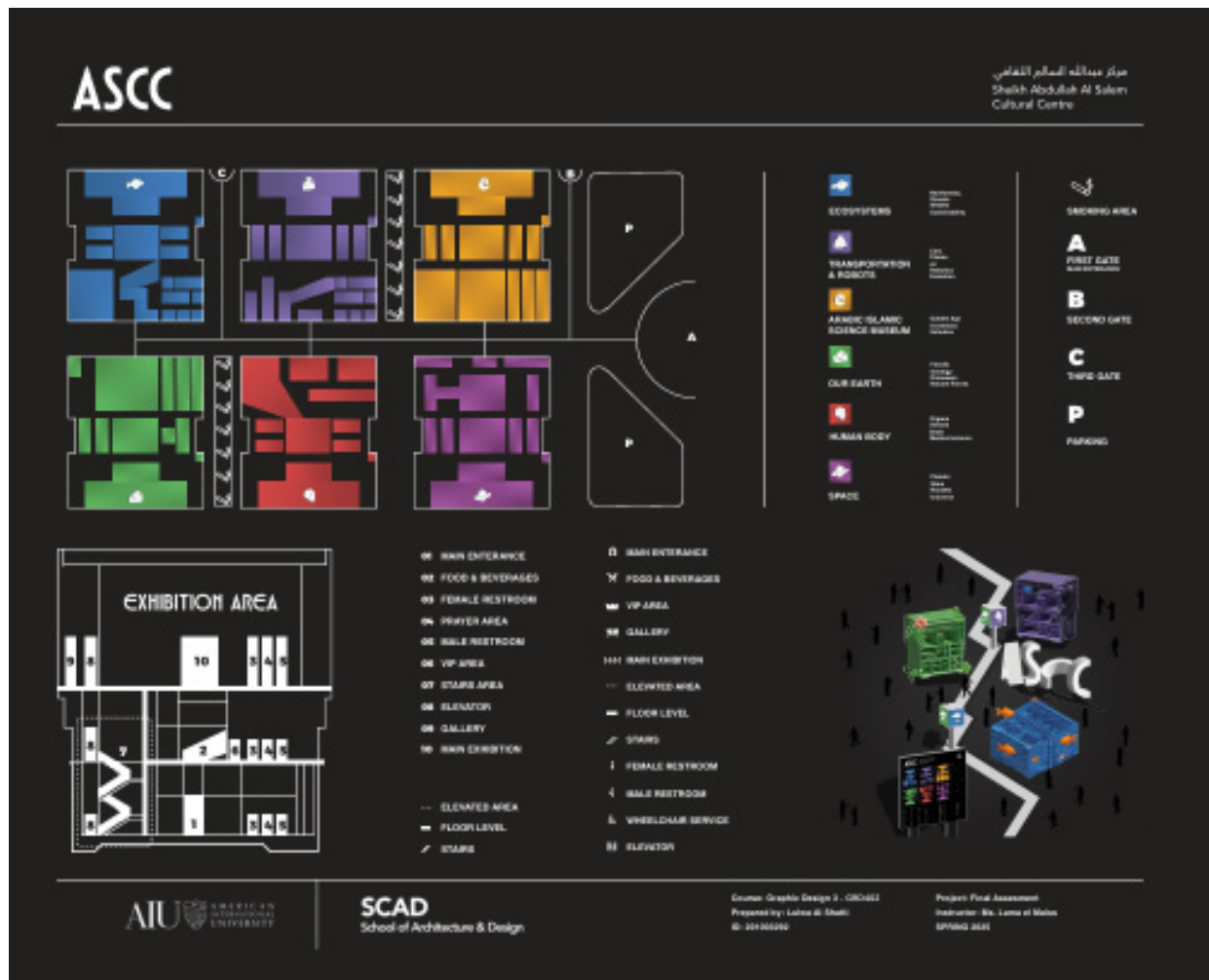
Rayana Aladwani - 201001257

Fall 2024



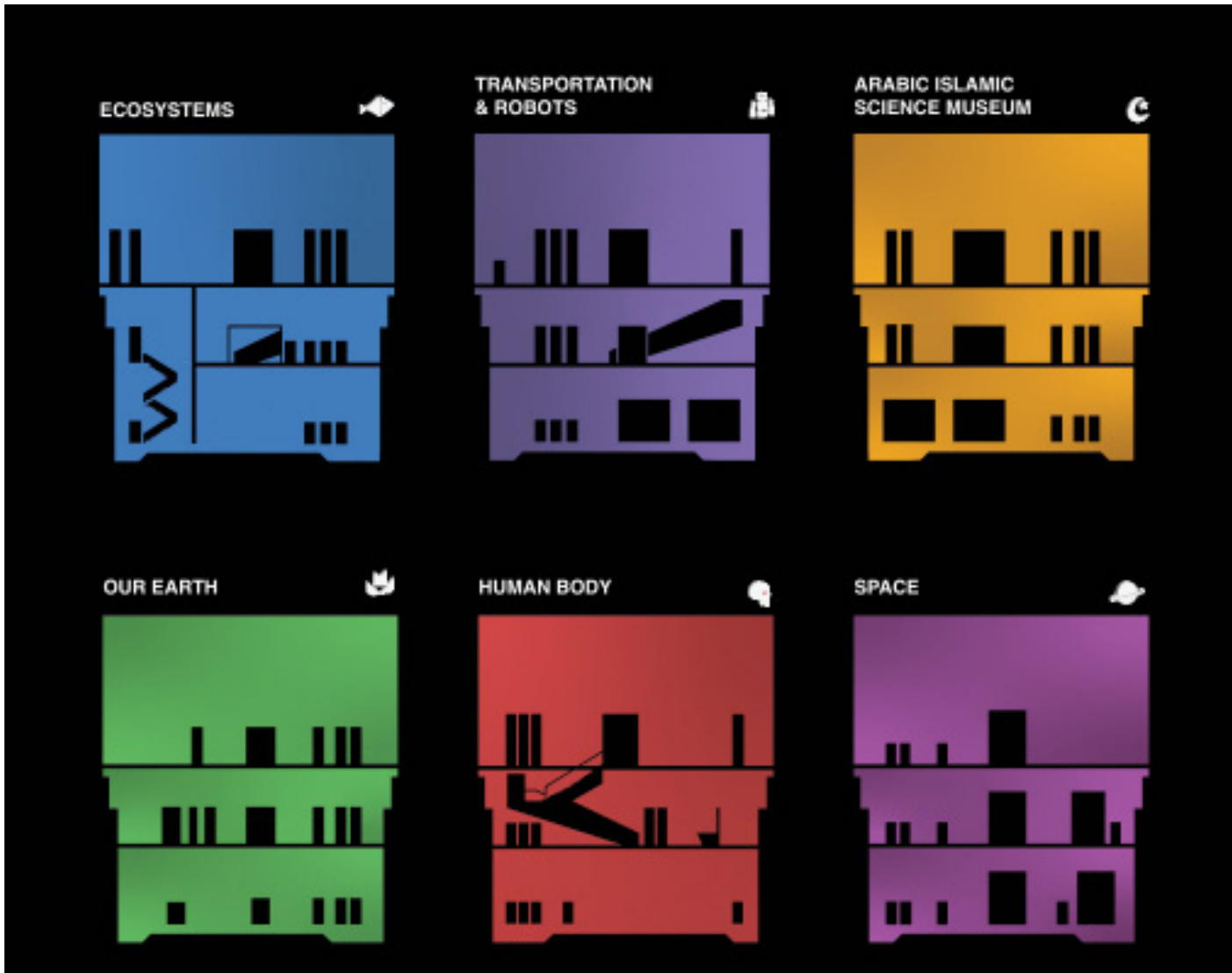
Rayanah Aladwani - 201001257

Fall 2024



Luluwa Alshatti - 201003292

Spring 2025



Luluwa Alshatti - 201003292

Spring 2025



Dana Almishri - 201001174
 Khadeejah Alqallaf - 201001240
 Fatemah Albuloushi - 20100330
 Latifa Alajmi - 201001383

Spring 2025



Luluwa Alshatti - 201003292
 Sara Altayyar- 201002598
 Mariam Alyousef - 20102986
 Bodour Alabdulhadi - 201001478

Spring 2025

GRD404: Packaging Design

This course is a comprehensive packaging design and production course. Students develop packaging from initial concept to production and presentation of 3D designs. Typography, photography and illustration are integrated into complete packaging designs. Various substrates, materials, methods, practical and production considerations are explored in this course. It will provide an introduction to the major groups of packaging materials: paper-based materials; metals; glass and plastics in addition to closures, adhesives and labelling. This course considers the combination of various materials and structural choices available in constructing a package, and also introduces the concept of sustainability and environmental impact.



Your Cyanotype Guide

1 Place the Paper

Lay the pre-treated cyanotype paper on a flat surface.



2 Arrange the Flowers

Use tweezers to place your flowers on the paper in your desired design.



3 Expose to Light

Move the paper to direct sunlight or a UV lamp for 10-20 minutes, until it turns pale blue.



4 Rinse Your Design

Remove the flowers and use the spray bottle to rinse thoroughly, clearing residue and revealing the image.



5 Lastly, Dry Your Print

Hang the paper to air dry using clothespins on a line.



*The package includes three small columns that can be easily assembled to create a simple frame. This frame is designed to let you hang your cyanotype paper, showcasing your artwork beautifully.

1 Place the Paper

Lay the pre-treated cyanotype paper on a flat surface.



2 Arrange the Flowers

Use tweezers to place your flowers on the paper in your desired design.



3 Expose to Light

Move the paper to direct sunlight or a UV lamp for 10-20 minutes, until it turns pale blue.



4 Rinse Your Design

Remove the flowers and use the spray bottle to rinse thoroughly, clearing residue and revealing the image.



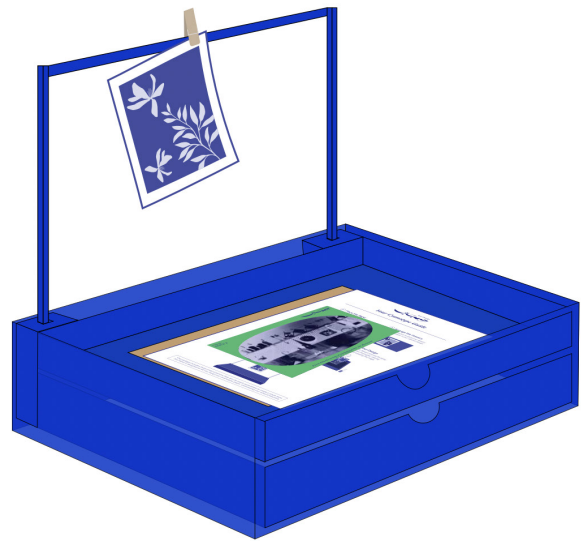
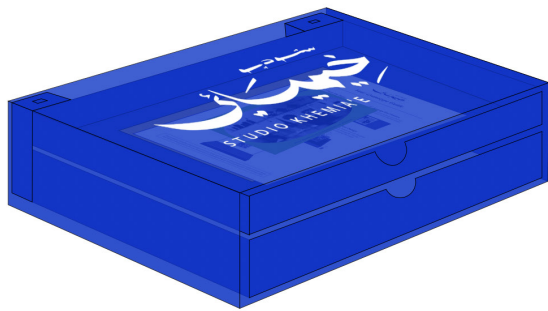
5 Lastly, Dry Your Print

Hang the paper to air dry using clothespins on a line.



Shahad Al Khatib - 201000994

Spring 2024




Shahad Al Khatib - 201000994

Fall 2024



Raheq Al Baghli 201001816

Fall 2024



Raheq Al Baghli 201001816

Fall 2024

GRD 407 Information Design

Fundamental understanding of structure history, technology and application of typography, the visualization of language. Functional and experimental aspects of typography; typographic syntax and hierarchies.

THE FIRST CURRENCY ANCIENT TIMES



THE FIRST COIN

The first coin was the Lydian gold coin, known as the 'aureus', which was minted in the 7th century BC. It was the first time that a coin was minted by a government, and it was the first time that a coin was used as a medium of exchange.



THE SECOND COIN

The second coin was the Greek silver coin, known as the 'drachma', which was minted in the 5th century BC. It was the first time that a coin was minted by a government, and it was the first time that a coin was used as a medium of exchange.



THE THIRD COIN

The third coin was the Roman gold coin, known as the 'aureus', which was minted in the 1st century AD. It was the first time that a coin was minted by a government, and it was the first time that a coin was used as a medium of exchange.

EARLY STAGES OF ESTABLISHMENT 19th CENTURY CURRENCY

THE FIRST CURRENCY



The first currency was the British pound sterling, which was introduced in 1801. It was the first time that a coin was minted by a government, and it was the first time that a coin was used as a medium of exchange.

The second currency was the French franc, which was introduced in 1803. It was the first time that a coin was minted by a government, and it was the first time that a coin was used as a medium of exchange.

The third currency was the Russian ruble, which was introduced in 1861. It was the first time that a coin was minted by a government, and it was the first time that a coin was used as a medium of exchange.







Huda Alhouli - 201001624

Fall 2024



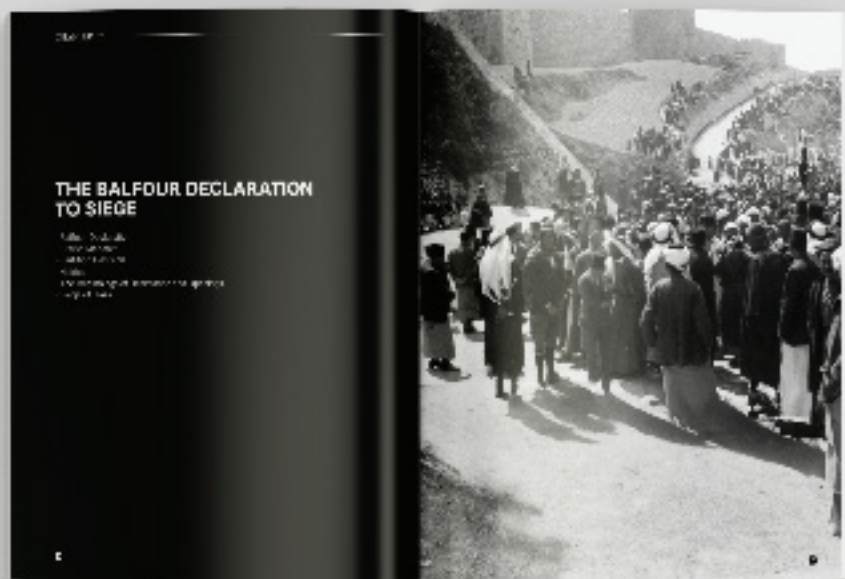
Huda Alhouli - 201001624

Fall 2024



May Al Masoud - 201001867

Spring 2025



May Al Masoud - 201001867

Spring 2025

GRD493: Special Topics

Examination of specific issue in design theory, history or practice. Topics may include: corporate identity, globalization of design, exhibition design, design history.



اوه يامال

إحياء التراث البحري الكويتي



@oh_yamal

965 656 332 63

www.oh_yamal.com

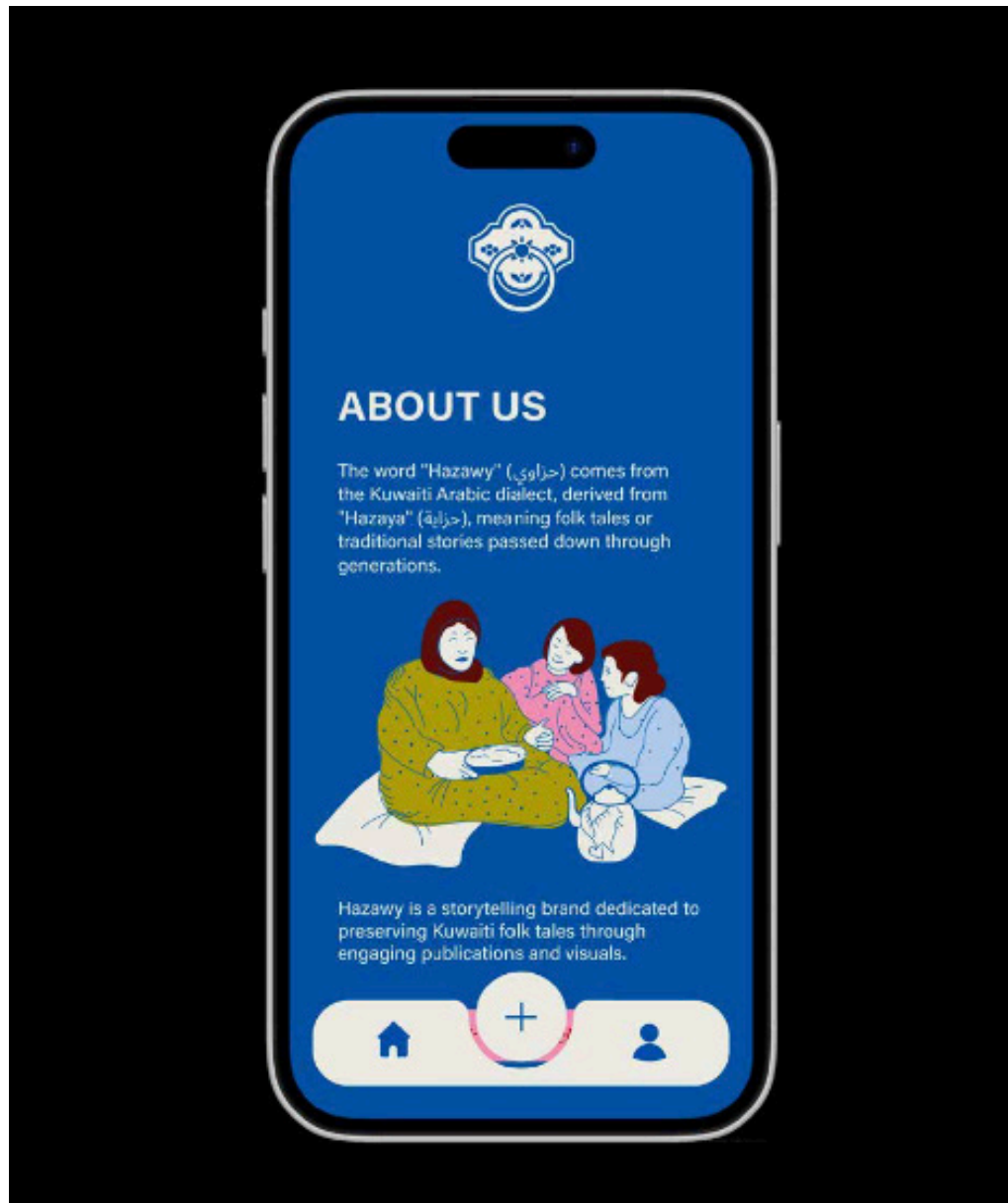
Raheeq Albaghli - 201001816

Spring 2025



Raheeq Albaghli - 201001816

Spring 2025



Shahad Alkhataib - 201000994

Spring 2025



Shahad Alkhataib - 201000994

Spring 2025



Huda Alhouli - 201001624

Spring 2025



Jana Almutairi - 201001624

Spring 2025

GRD496: Senior Design Project II.

In this course after finalizing Senior Project I (GRD 495), students will finally exploit all their expertise and previous experiences acquired throughout their course of study and research to accomplish their final Graphic Design project (the Graduation Project). Students will execute one final design project representing their knowledge, skills and cultural awareness gained throughout the previous years of study while focusing on the theme researched in GRD 495.



Adel Alenizi - A00010308

Spring 2025



Saoud Alsimairi - 20100020

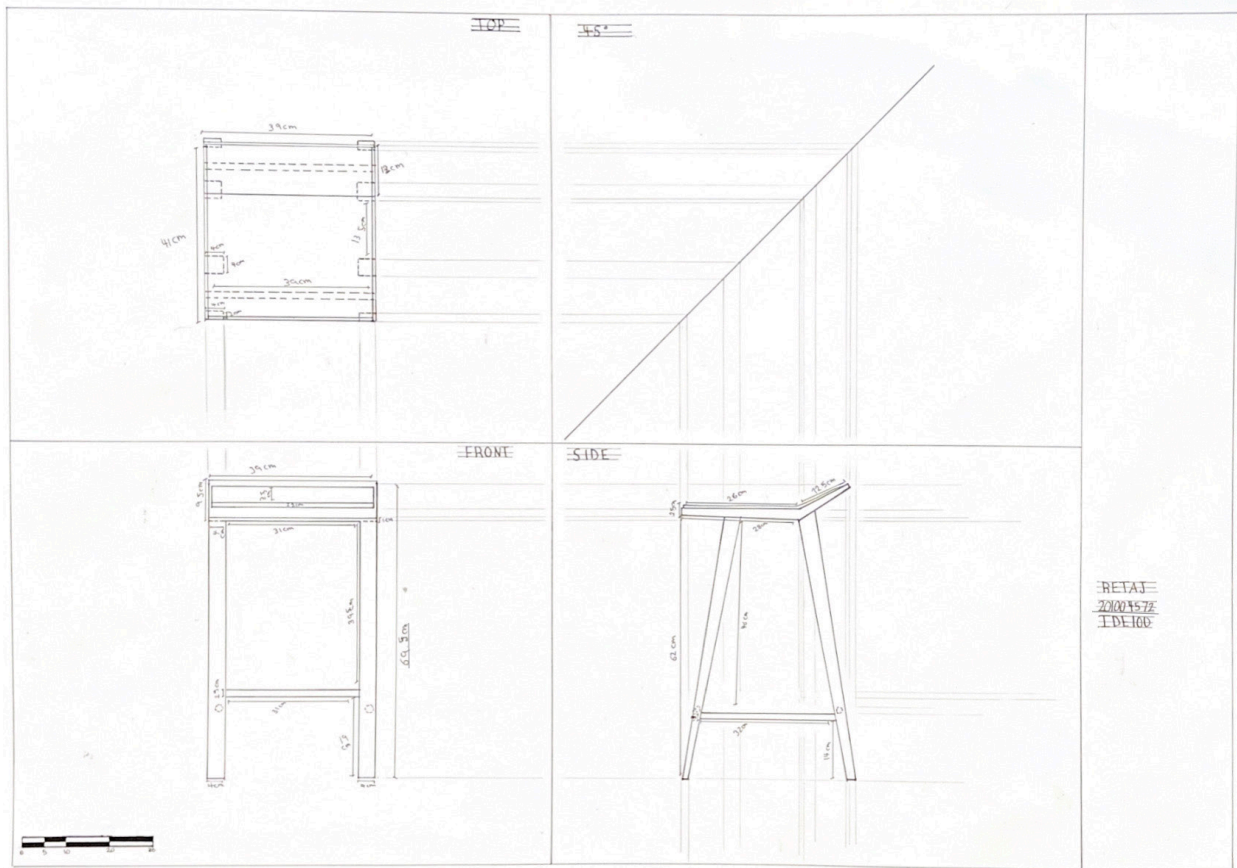
Spring 2025

IDE

Fall 2024 - Spring 2025

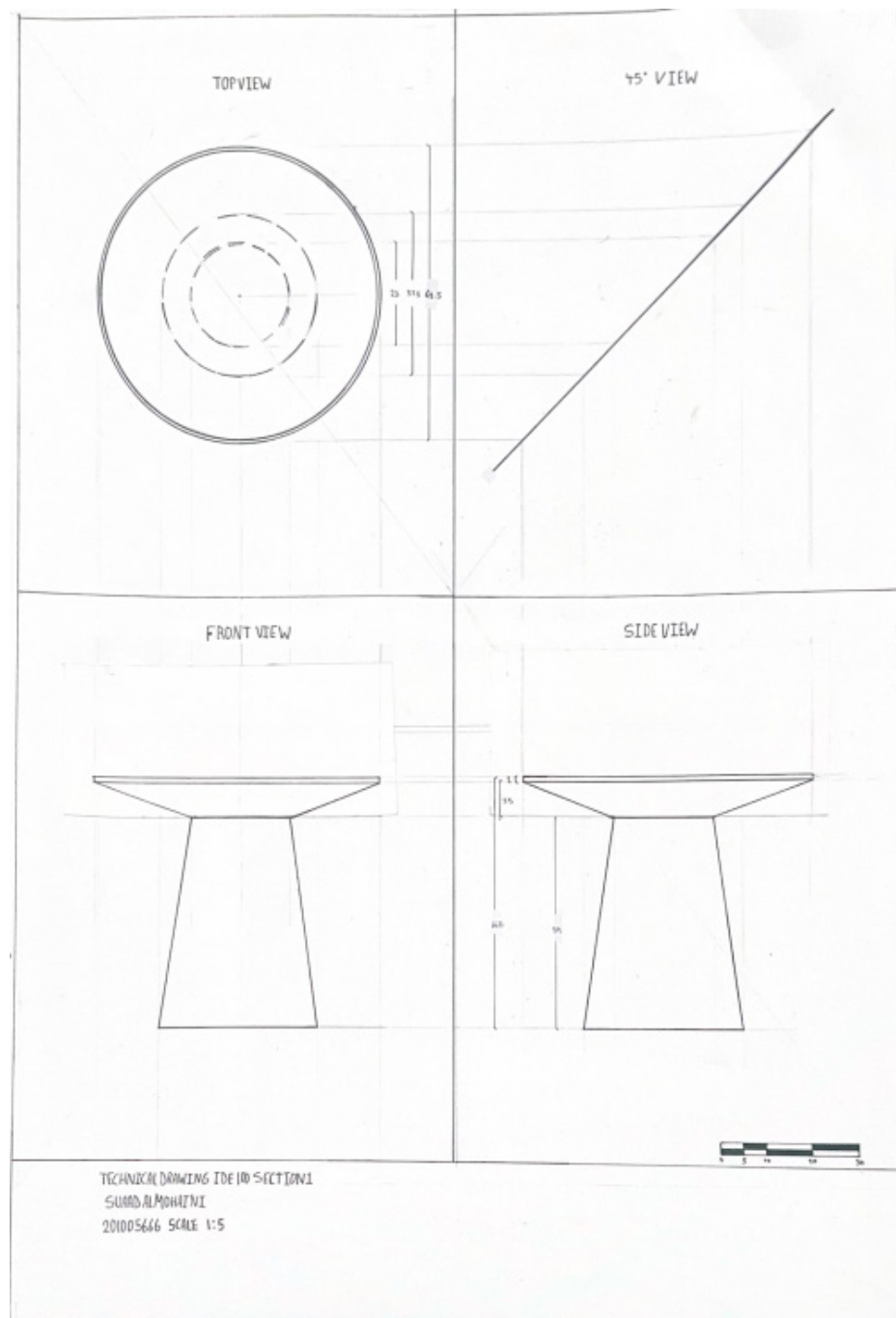
IDE100: Technical Drawing

This course teaches students how to read / understand the interior spaces through technical drawing. Gain skills in using manual drawing tools. Differentiation between plan, elevation and section. Understand isometric and perspective drawing. Student will be able to imagine and draw any object using orthographic projection.



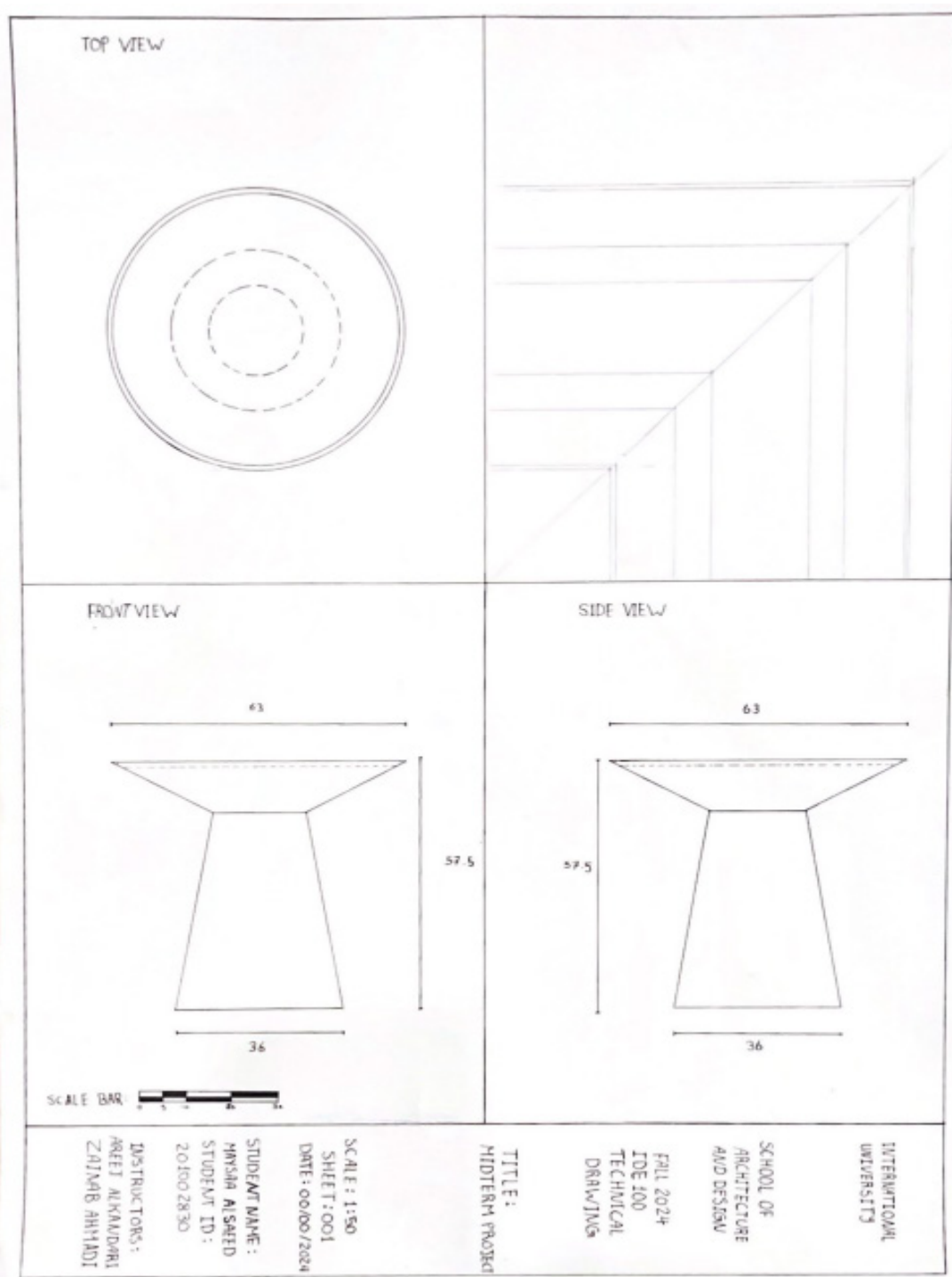
Retaja Almubereek- 201004572

Fall 2024



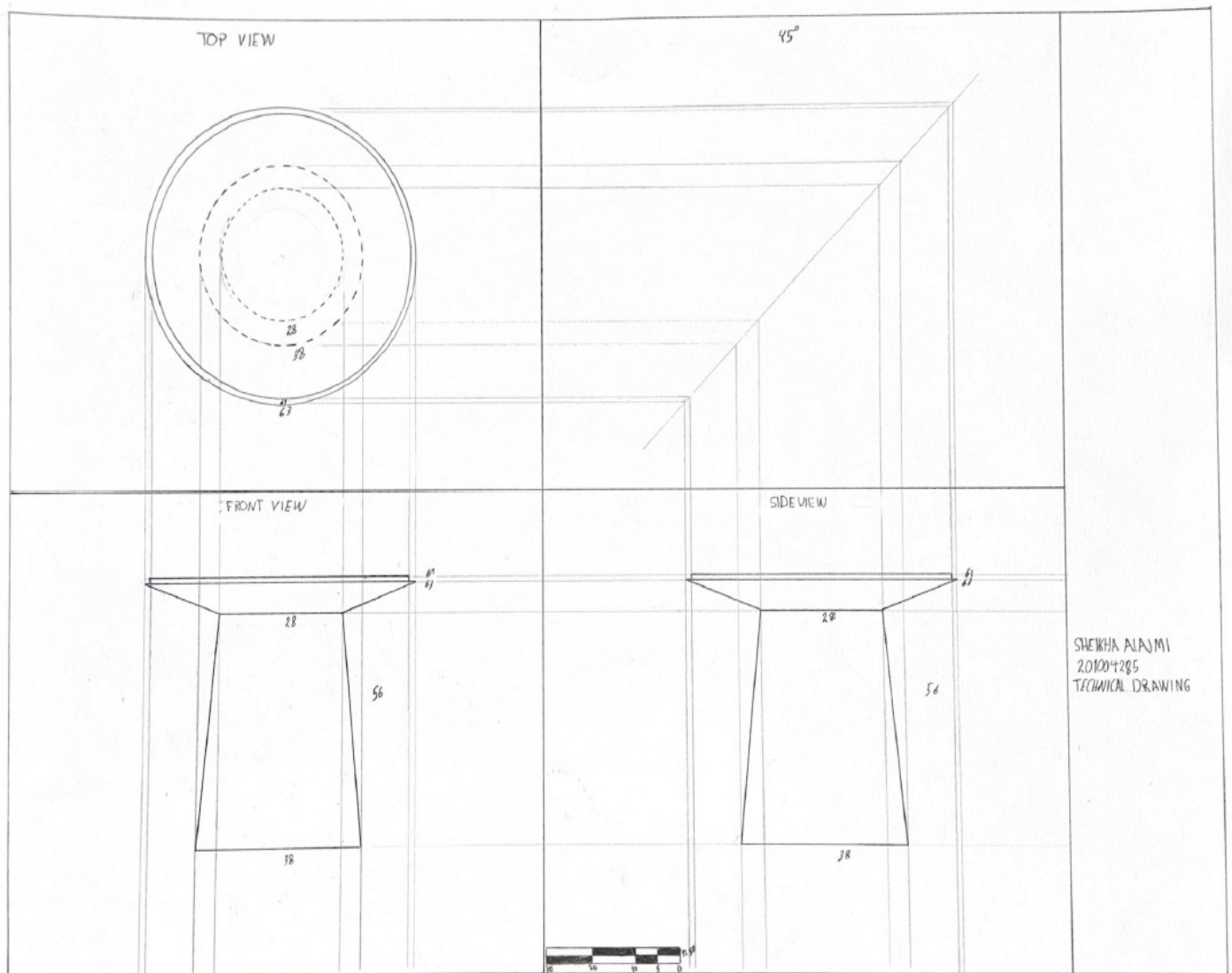
Suaad Almohaini - 201004666

Fall 2024



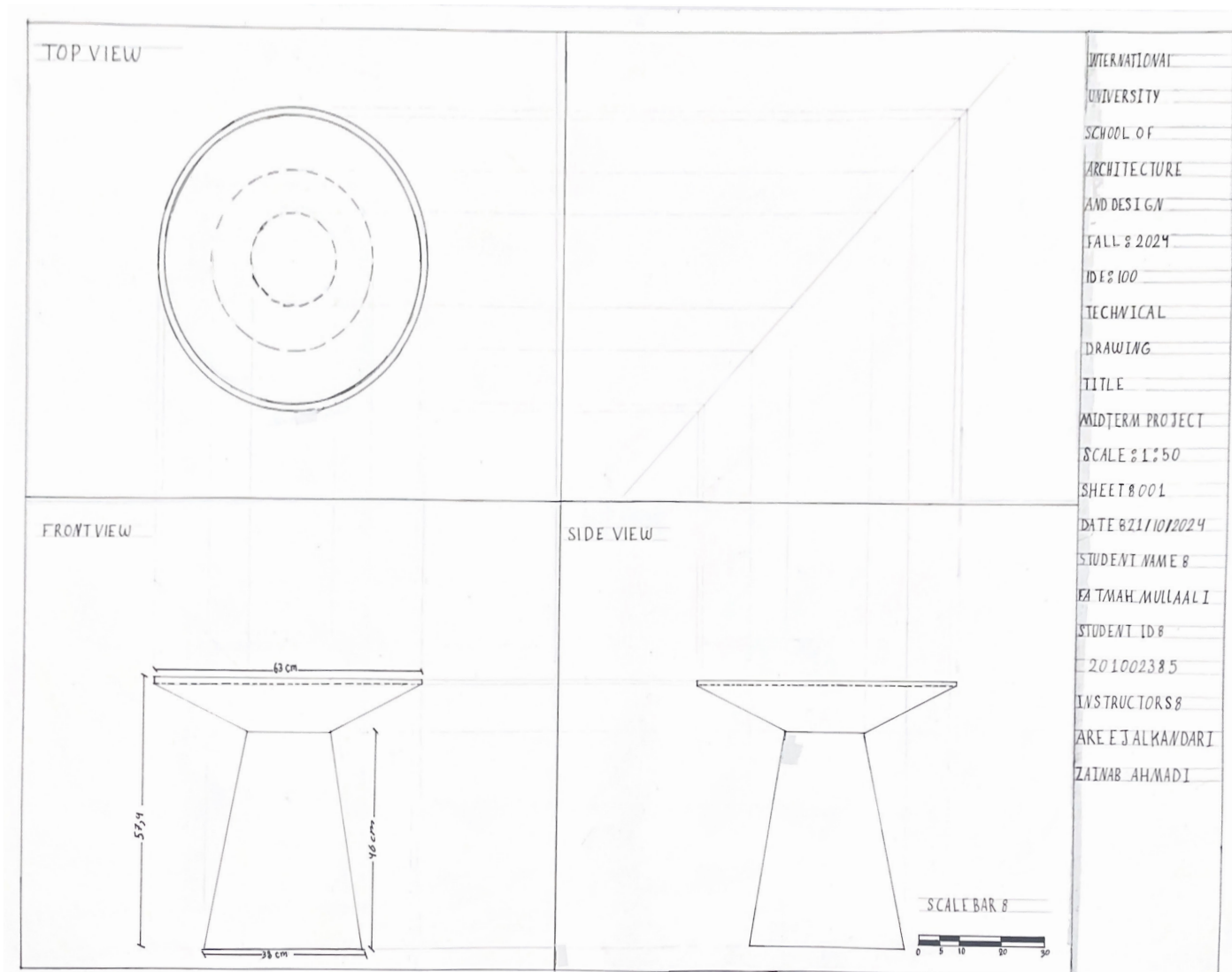
Maysa Alsaeed - 201002830

Fall 2024



Shaikah Alajmi - 201004285

Fall 2024

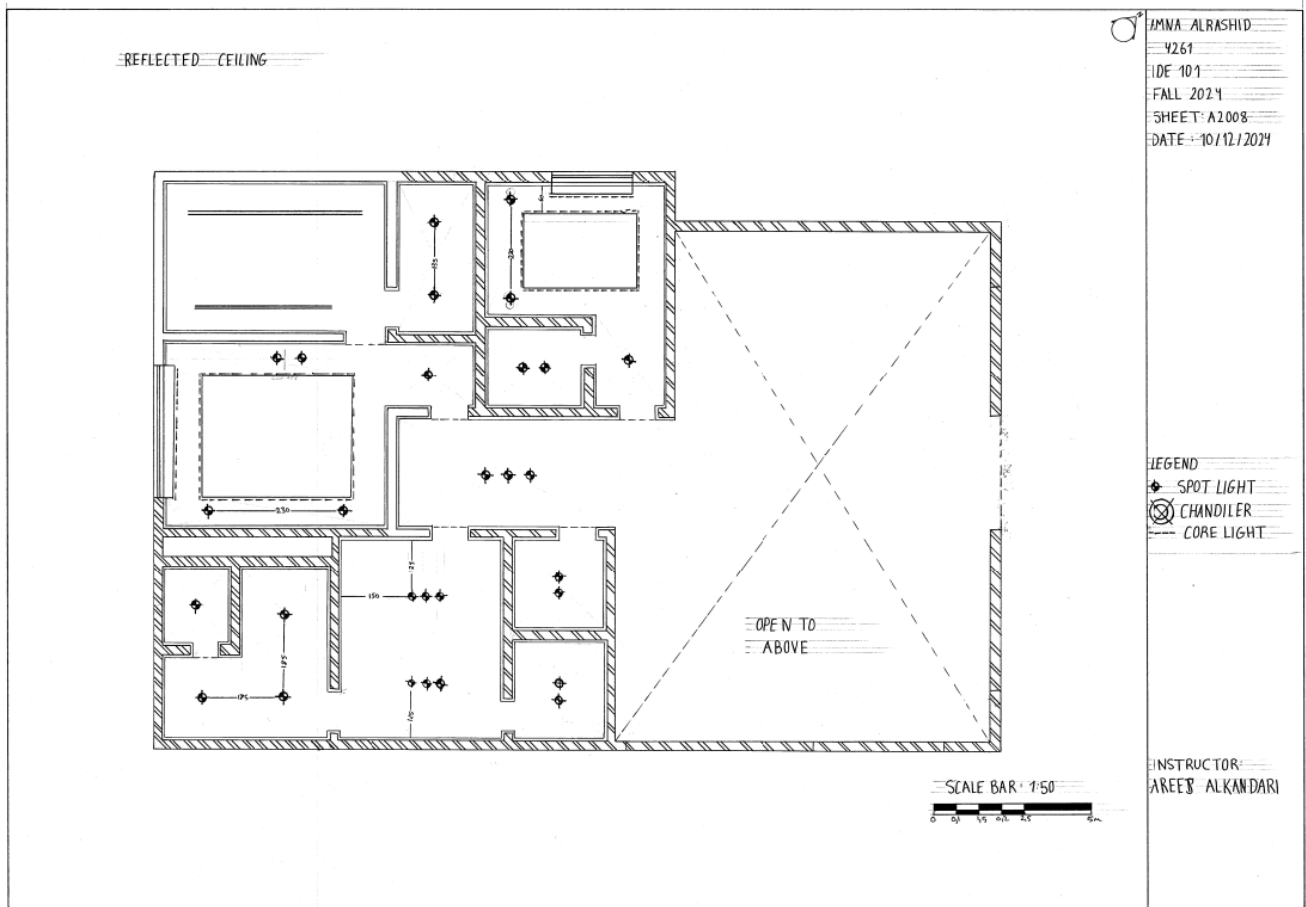


Fatmah Mullaali - 201002385

Fall 2024

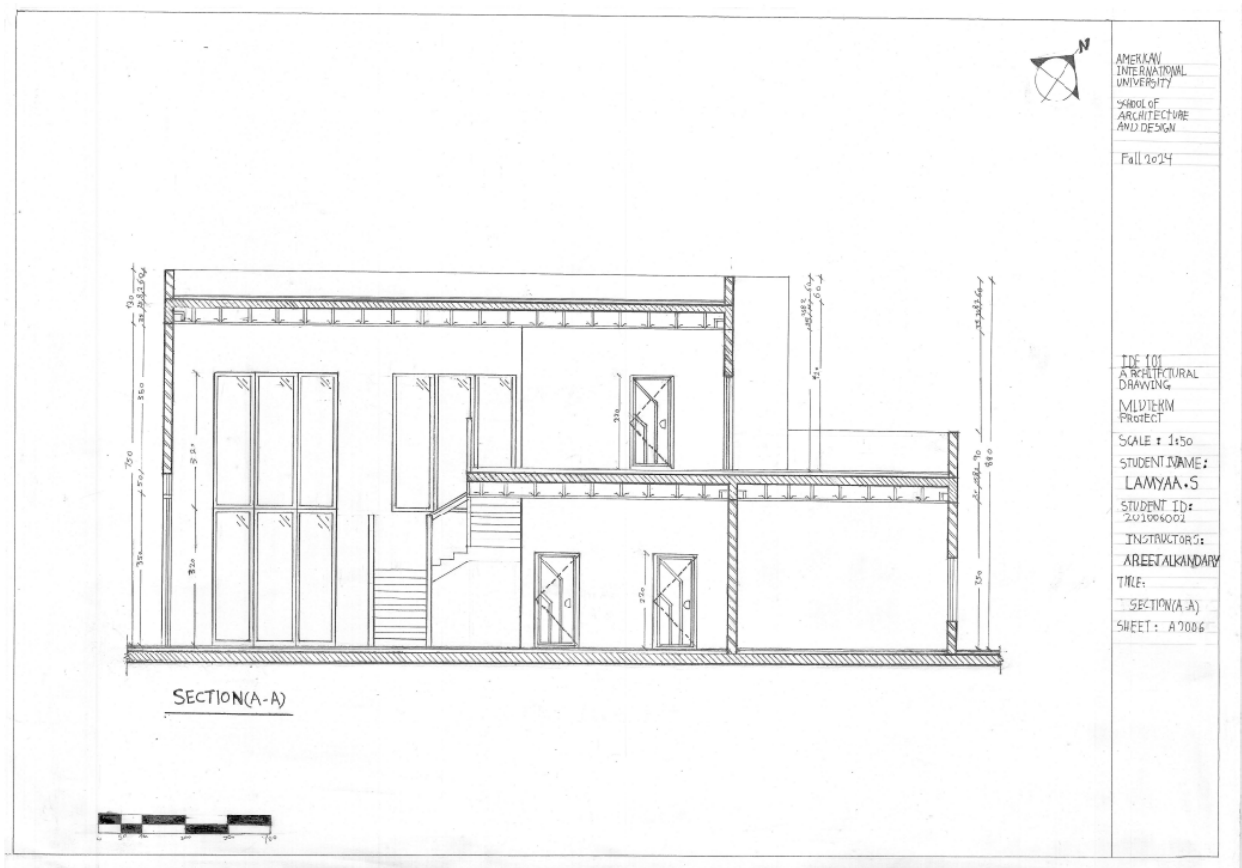
IDE101: Architectural Drawing

Basic architectural drawings: plans, elevations, obliques, sections, details, dimensioning and lettering; hand-drawn and basic CAD techniques; development of perspective presentation drawings.



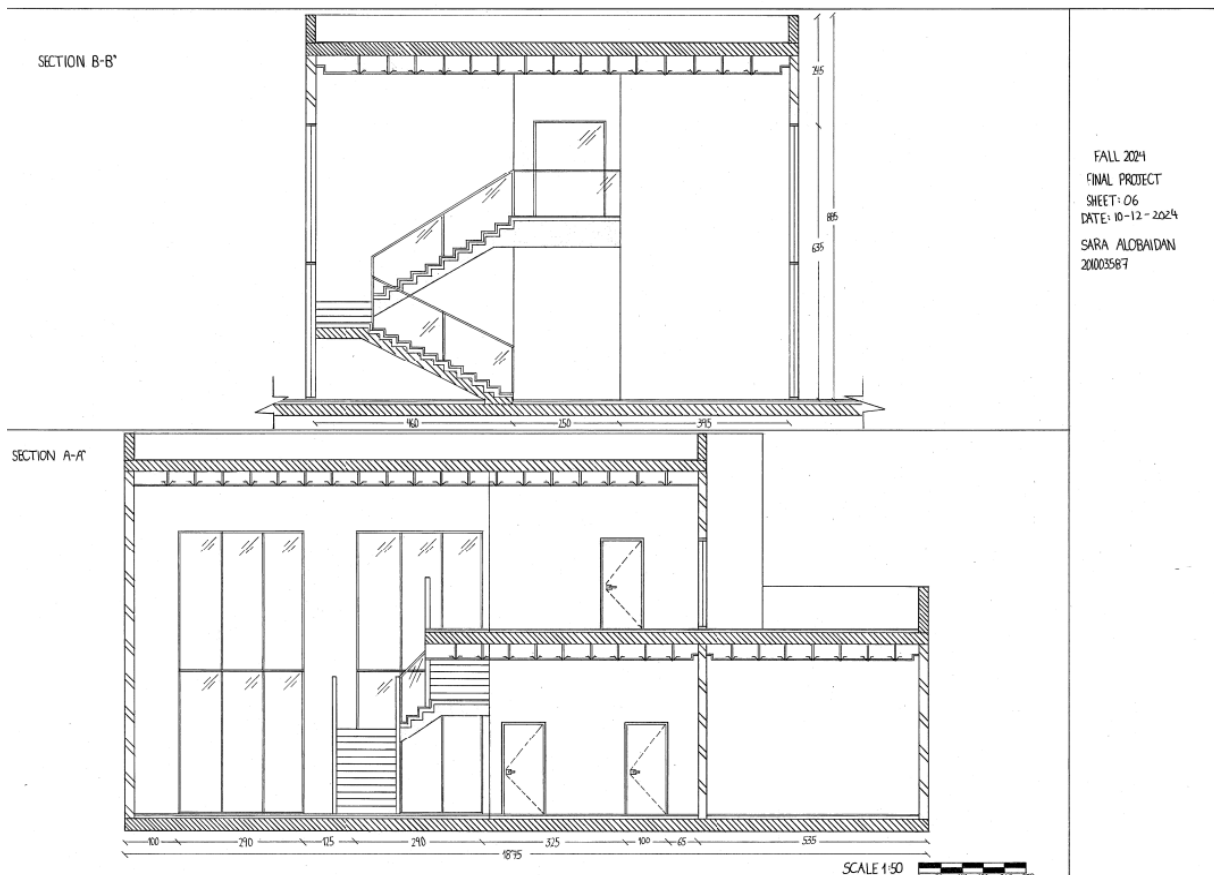
Amnah Alrashed- 201004261

Fall 2024



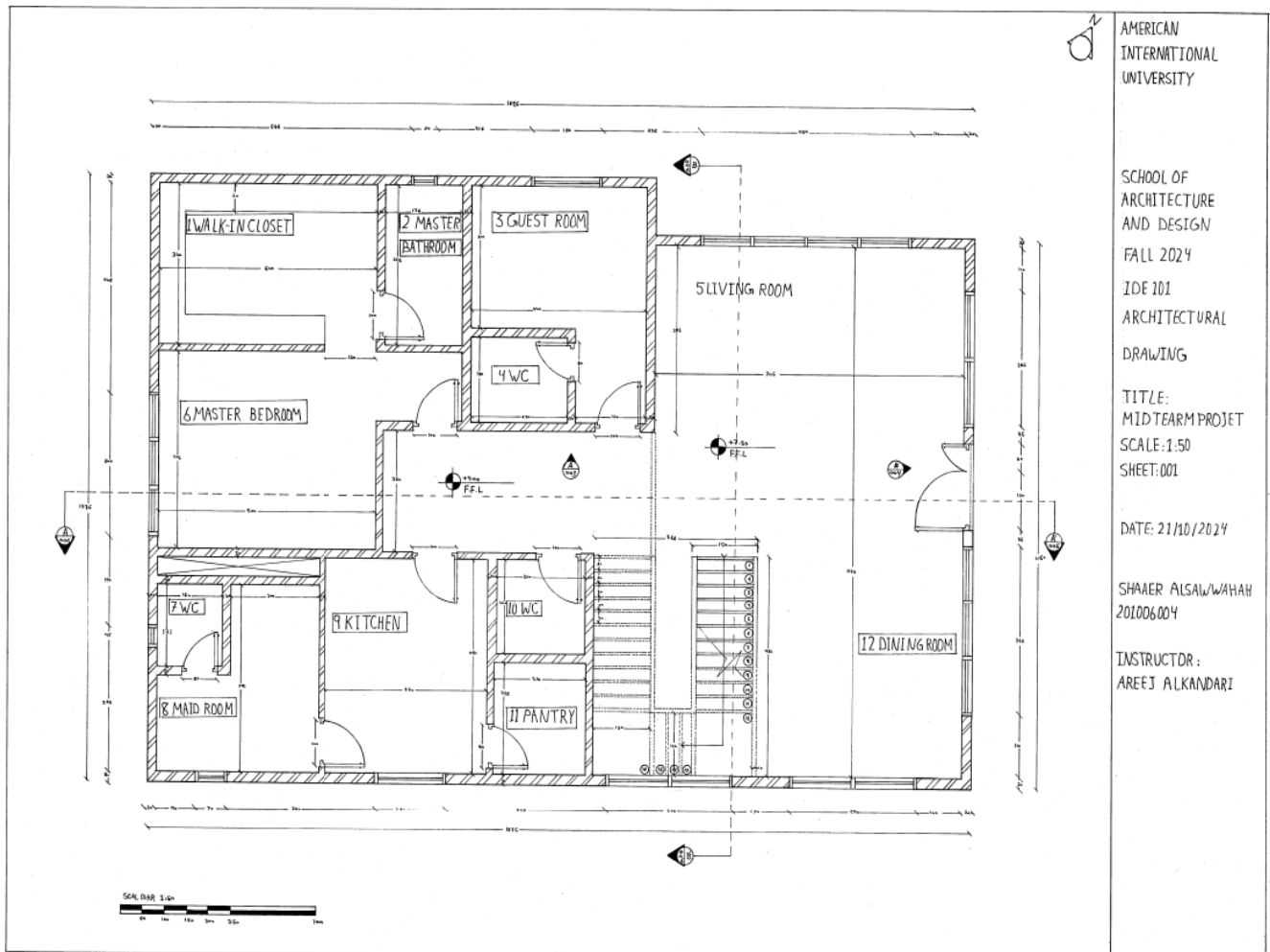
Lamyaa Abdulredah - 201006002

Fall 2024



Sara Alobaidan - 201003587

Fall 2024



AMERICAN
INTERNATIONAL
UNIVERSITY

SCHOOL OF
ARCHITECTURE
AND DESIGN
FALL 2024
IDE 101
ARCHITECTURAL
DRAWING

TITLE:
MIDTERM PROJECT
SCALE: 1/8"
SHEET: 001

DATE: 21/10/2024

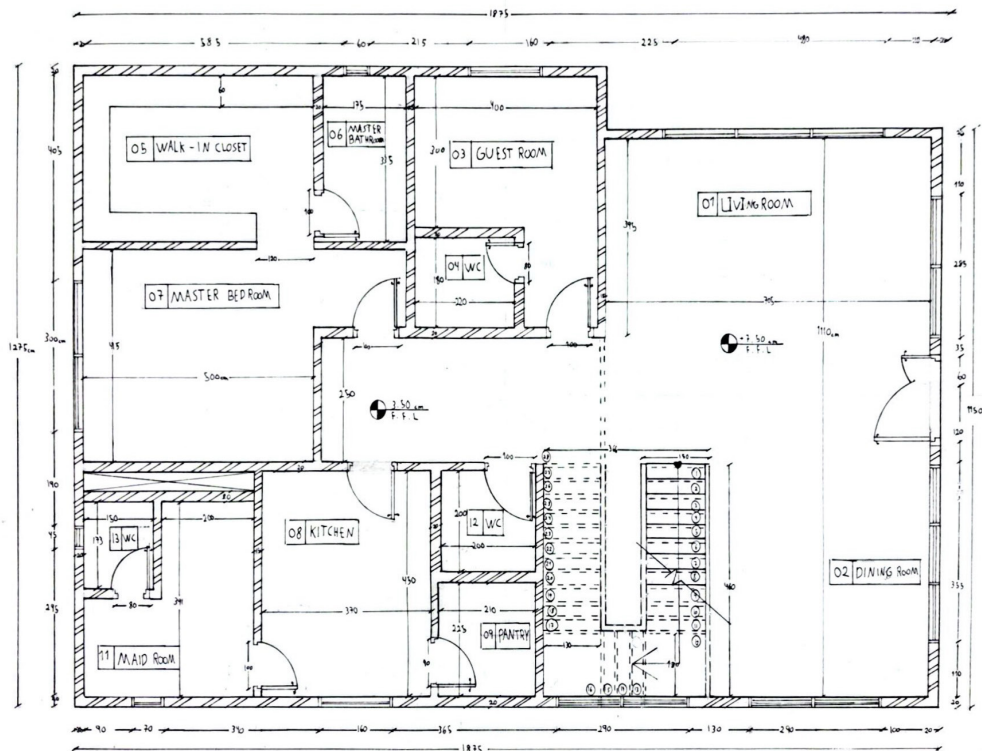
SHAAER ALSAWWAH
201006004

INSTRUCTOR:
AREEJ ALKANDARI

Shaaer Alsawwah - 201006004

Fall 2024

GROUND FLOOR PLAN



AMERICAN
INTERNATIONAL
UNIVERSITY

SCHOOL OF
ARCHITECTURE
AND DESIGN

SPRING 2025

IDE 101

ARCHITECTURAL
DRAWING

MIDTERM PROJECT

SCALE: 1:50

SHEET: 003

16/3/2025

YUSRA AHA ALMAYYAL

201002496

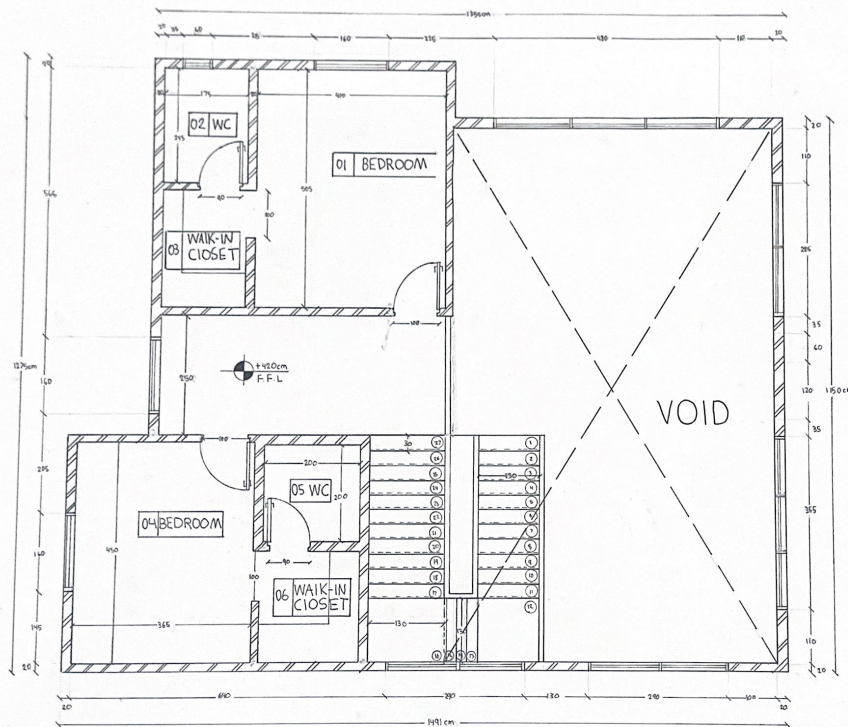
MS. AREET - ALKANDARI

CS Scanned with CamScanner

Yusra Almay - 201002496

Spring 2025

MEZZANINE PLAN



SCALE BAR 1:50
0 5 10 20 30

AMERICAN
INTERNATIONAL
UNIVERSITY

SCHOOL OF
ARCHITECTURE
AND DESIGN

SPRING 2025

IDE 101
ARCHITECTURAL
DRAWING

TITLE :
MIDTERM PROJECT

SCALE 1:50

SHEET: 004

DATE: 19 / 3 / 2025

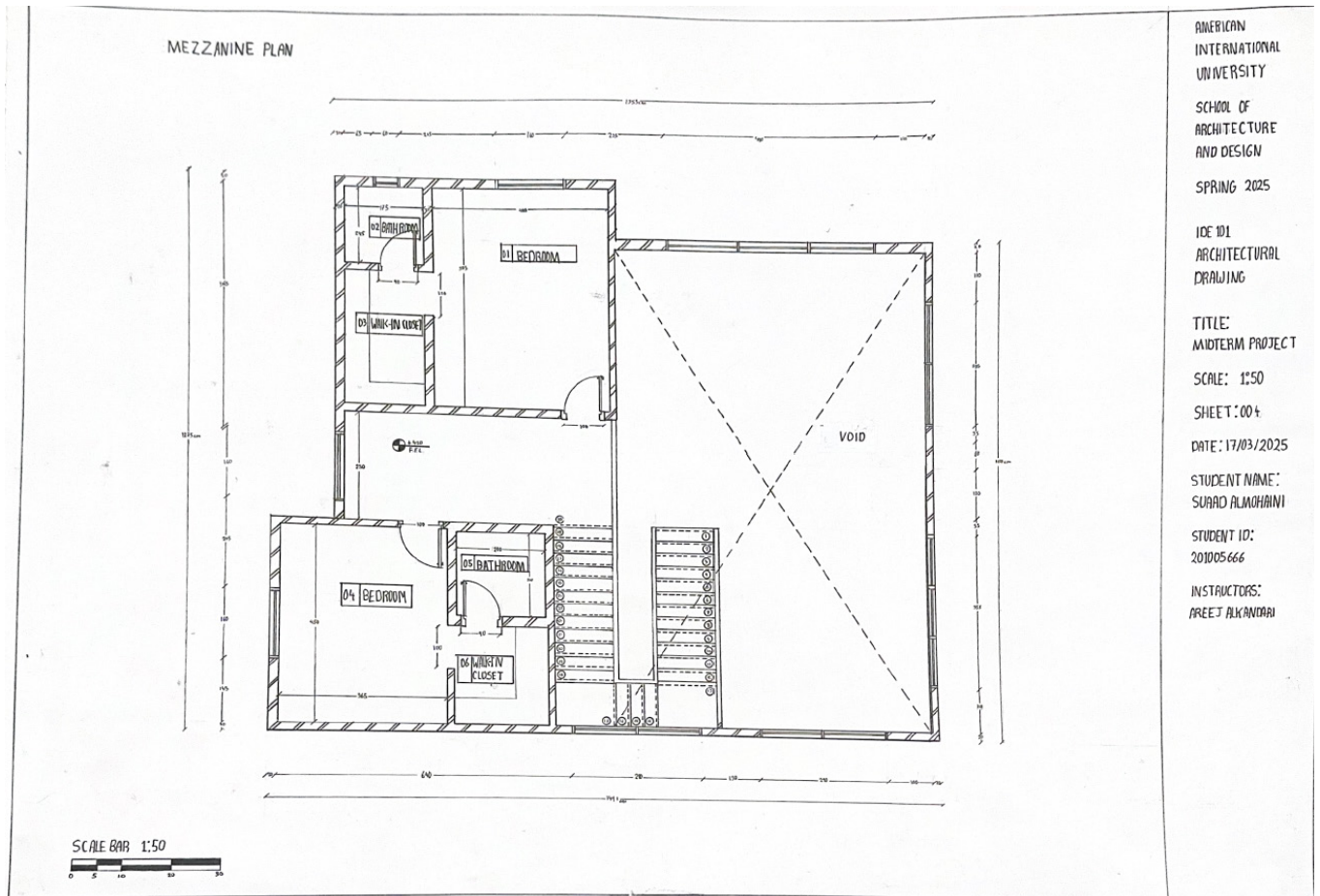
STUDENT NAME:
WEDAD ENEZI

STUDENT ID:
201005219

INSTRUCTOR:
AREEJ AL KANDARI

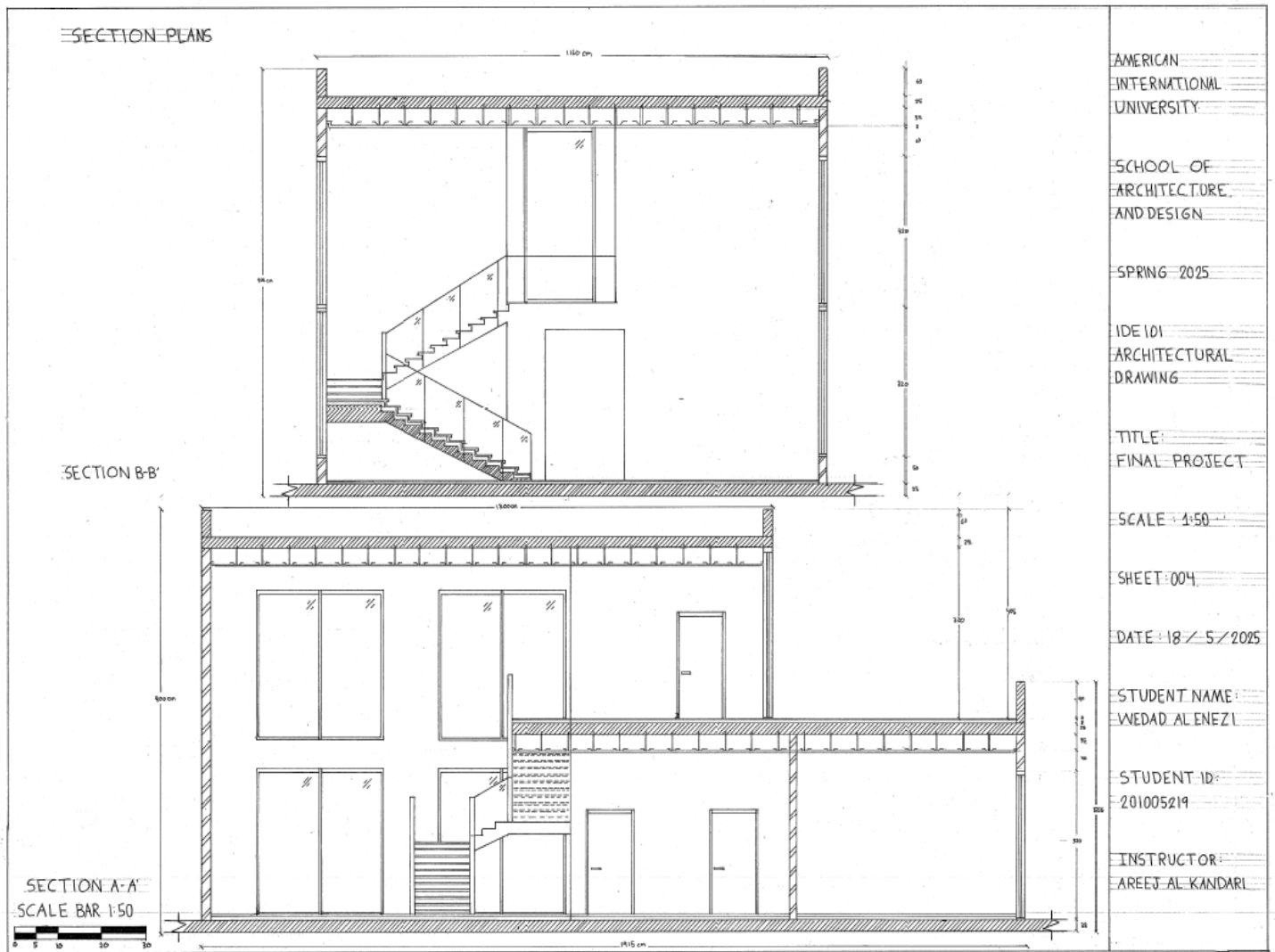
Wedad Al Enezi - 201005219

Spring 2025



Suaad Almohaini - 201005666

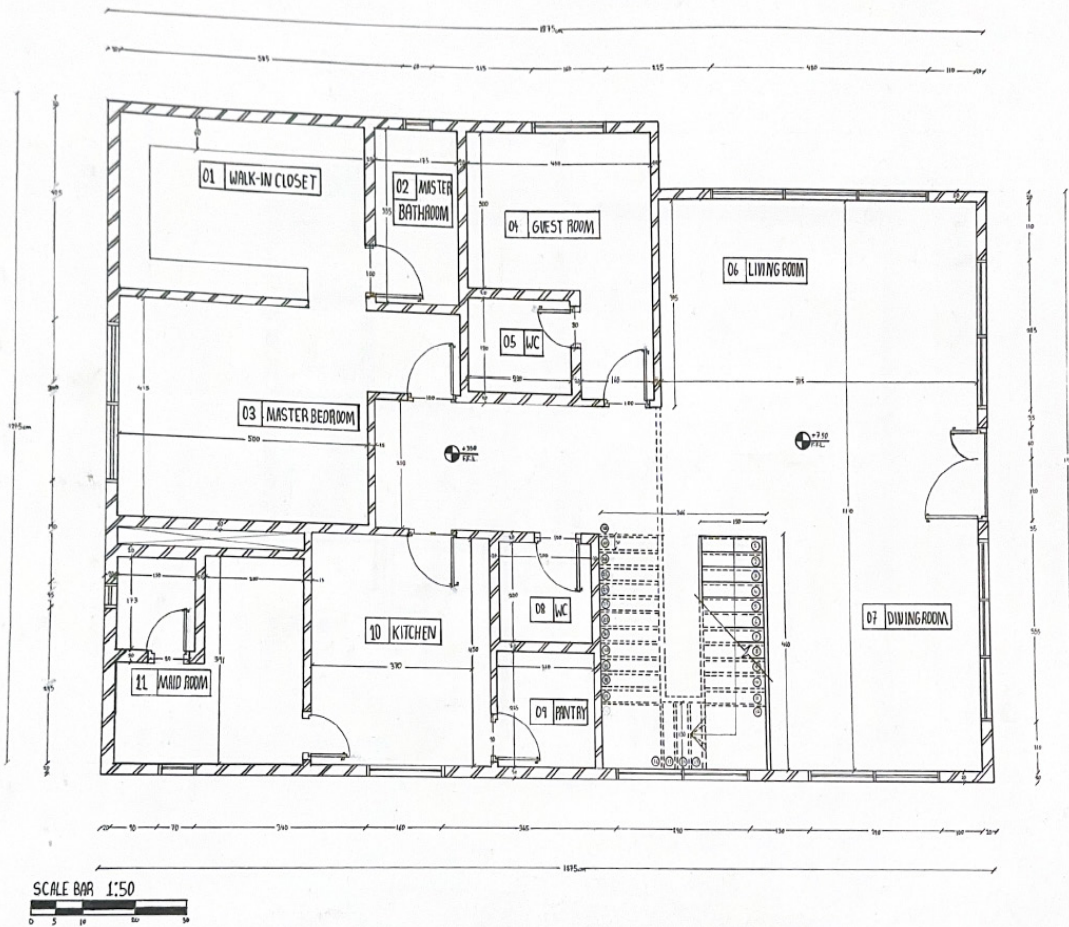
Spring 2025



Wedad Al Enezi - 201005219

Spring 2025

GROUND FLOOR PLAN



AMERICAN
INTERNATIONAL
UNIVERSITY
SCHOOL OF
ARCHITECTURE
AND DESIGN
SPRING 2025

IDE 101
ARCHITECTURAL
DRAWING

TITLE:
MIDTERM PROJECT

SCALE: 1:50

SHEET: 003

DATE: 17/03/2025

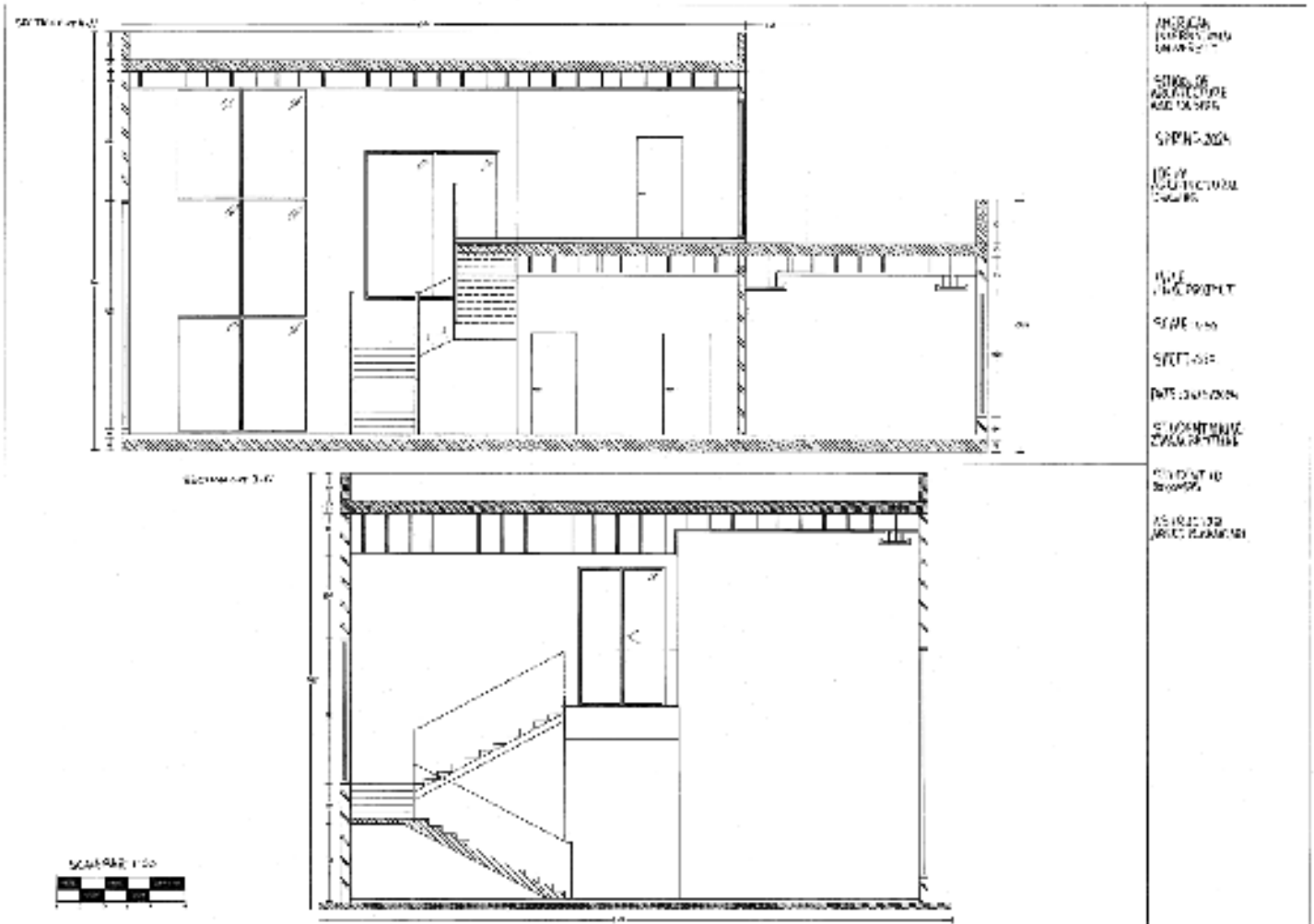
STUDENT NAME:
SUAAD ALMOHAINI

STUDENT ID:
201005666

INSTRUCTORS:
AREET AL KANDARI

Suaad Almohaini - 201005666

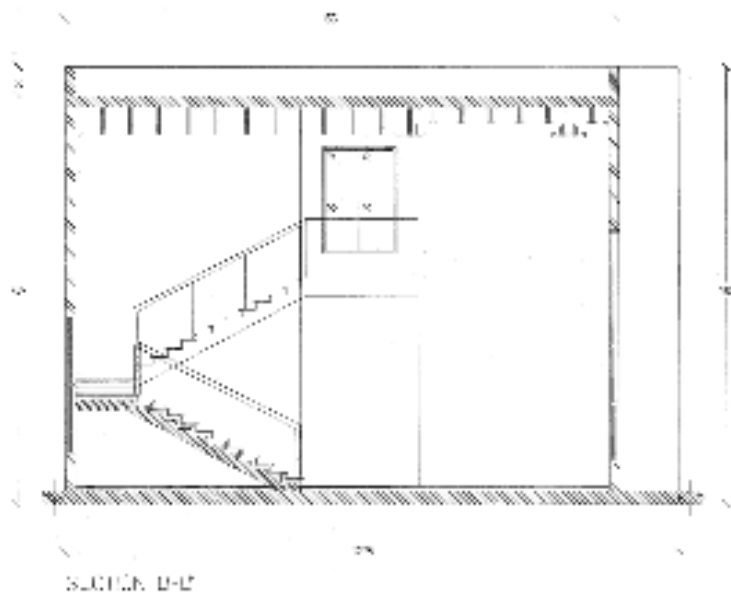
Spring 2025



Zain Al-Ramthan - 201004535

Spring 2024

SECTION PLAN



AMERICAN
INTERNATIONAL
UNIVERSITY
SCHOOL OF
ARCHITECTURE
AND DESIGN
STUDIO 200
JULY 10
ARCHITECTURAL
DRAWING
FRIEDT RICH
SCALE 1/8"
SHEET 005
DATE 2/12/2021
SECTION D
YARA EL-MASHAD
201004414
INSTRUCTOR
ARTUR KANDARI

Yara El-Mashad - 201004414

Spring 2024

IDE212: CAD II

Intermediate-level CAD. Development and creation of construction documents, space planning of interior spaces, and systems layout, using AutoCAD drafting techniques in two- and three-dimensional modes.



SCAD
School of Architecture & Design

FAJER ALRABBAN -201004698
CAD II - IDE 212
FINAL SUBMISSION

Fajer Alrabban - 201004698

Spring 2025





Yara Elmashad - 201004414

Spring 2025



Sara Al Anezi - 201002901

Spring 2025

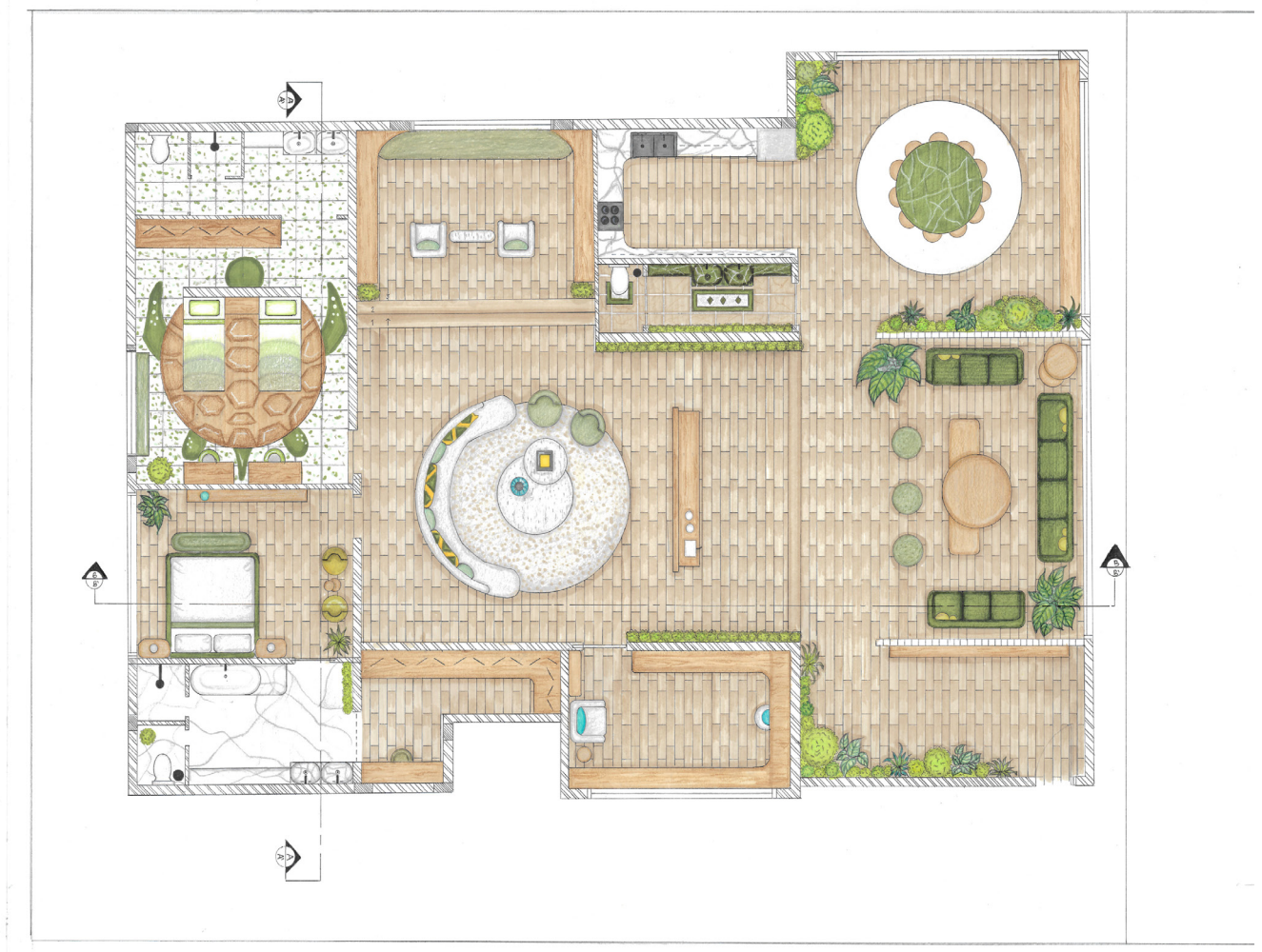
IDE221: Interior Design Studio I

Single family residential/small-scale office. Presentation techniques; introduction to media and methods used in the preparation of presentation boards: layout, selection, rendering, plan, elevation, lettering and verbal presentation.



Dalal Al Shammari - 201002444

Fall 2024



Ghaya Al Ansari - 201002867

Fall 2024



Maram Alenezi - 201003186

Fall 2024

IDE301: Int Perspective & Illustration

Visual perspective presentation techniques, including selection, construction, illustration of interior designs. Basic mechanical perspective layout and delineation techniques: pencil, pen, color marker and color pencil to relate effects of texture, volume, and light of interior space.



Dana Alhamadi - 201004471

Fall 2024



Ali Karam - 201004585

Fall 2024



Fajer Alrabban -201004698

Fall 2024



Moneera Aldabbous - 201004661

Fall 2024



Saad Aldhafiry - 201003131

Fall 2024



Shaikha Alkhalidi – 201001598

Fall 2024



Heba Mohammed - 201004531

Fall 2024



Farah Al Mutairi - 201001874

Fall 2024



Tasneem Al Hunayan- 201003258

Fall 2024



Yara Elmashad - 201004414

Fall 2024



Zainab Ghadanfar - 201001500

Fall 2024



Amnah Al Rashed - 201004261

Spring 2025



Eiman Al Shitan - 201005451

Spring 2025



Maryam Al Mutairi- 201003594

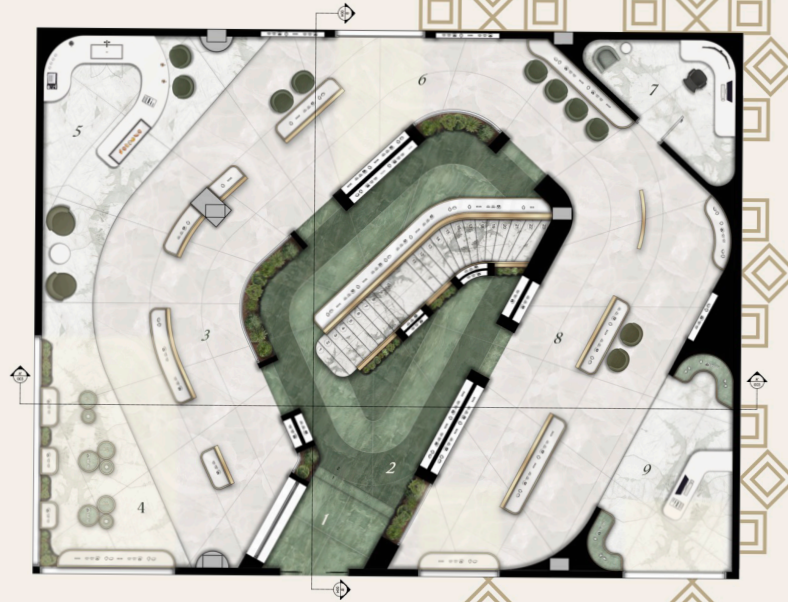
Spring 2025

IDE321: Interior Design Studio III

Retail/contract open-office system, medium to large scale, new or adaptive reuse projects. Advanced hand and CAD graphic, presentation skill development, incorporating building and barrier-free codes, HVAC and lighting principles, furniture, and equipment specification.

Van Cleef & Arpels

Ground Floorplan



Section A-A'



Legend:

- | | | |
|-------------------|--------------------------|----------------------|
| 1- Entrance | 4- Display Window Podium | 7- Security Room |
| 2- Main Area | 5- F&B Area | 8- Newest Collection |
| 3- 90s Collection | 6- 2000s Collection | 9- Cashier |

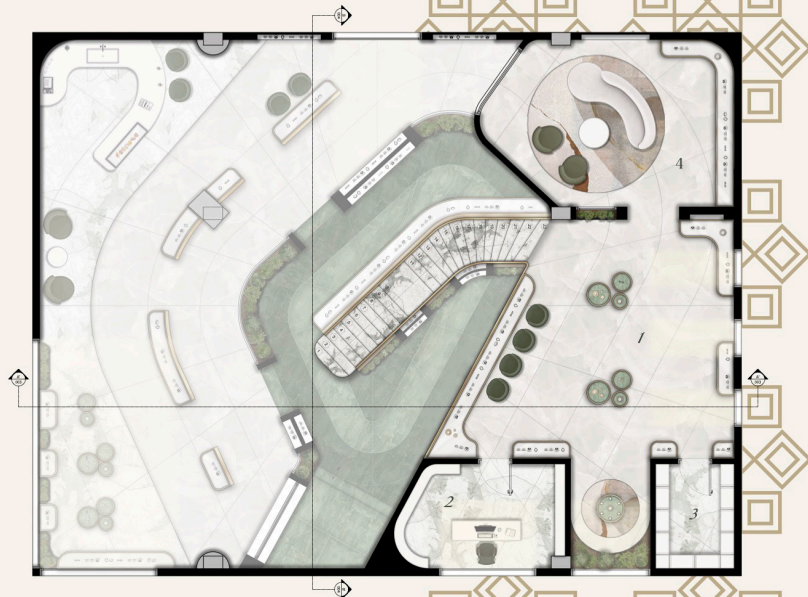


Noura Abbas - 201001433


Fall 2024

Van Cleef & Arpels

Mezzanine



Section B-B



Legend:

- 1- Exclusive Collection
- 2- Manager's Office
- 3- Storage Room
- 4- VIP Lounge

AIU AMERICAN INTERNATIONAL UNIVERSITY

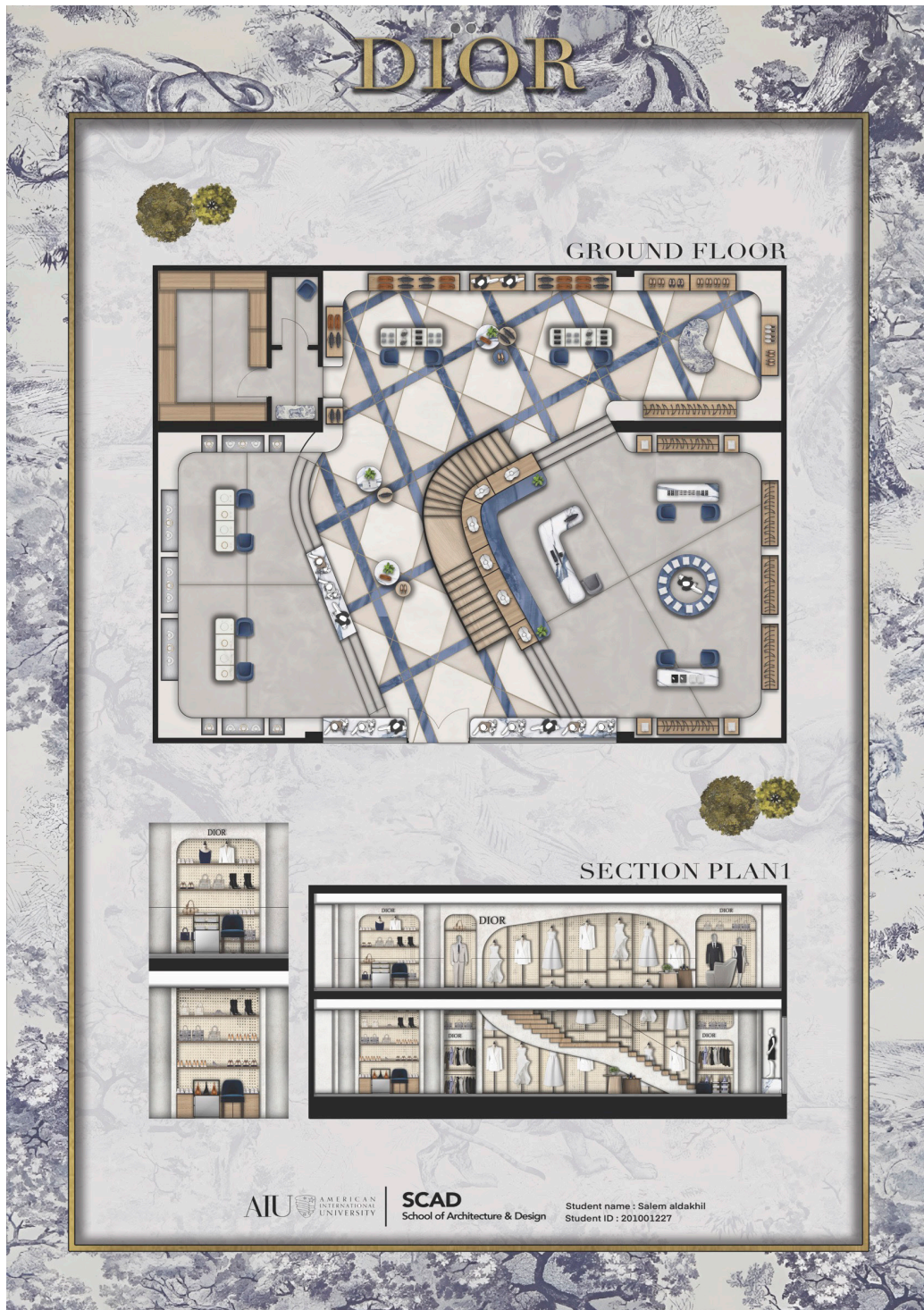
SCAD
School of Architecture & Design

Course: Interior Design Studio II
Instructor: Ms. Hilda Youssef

Student Name: Fajer Alduajj
Student ID: 201002627

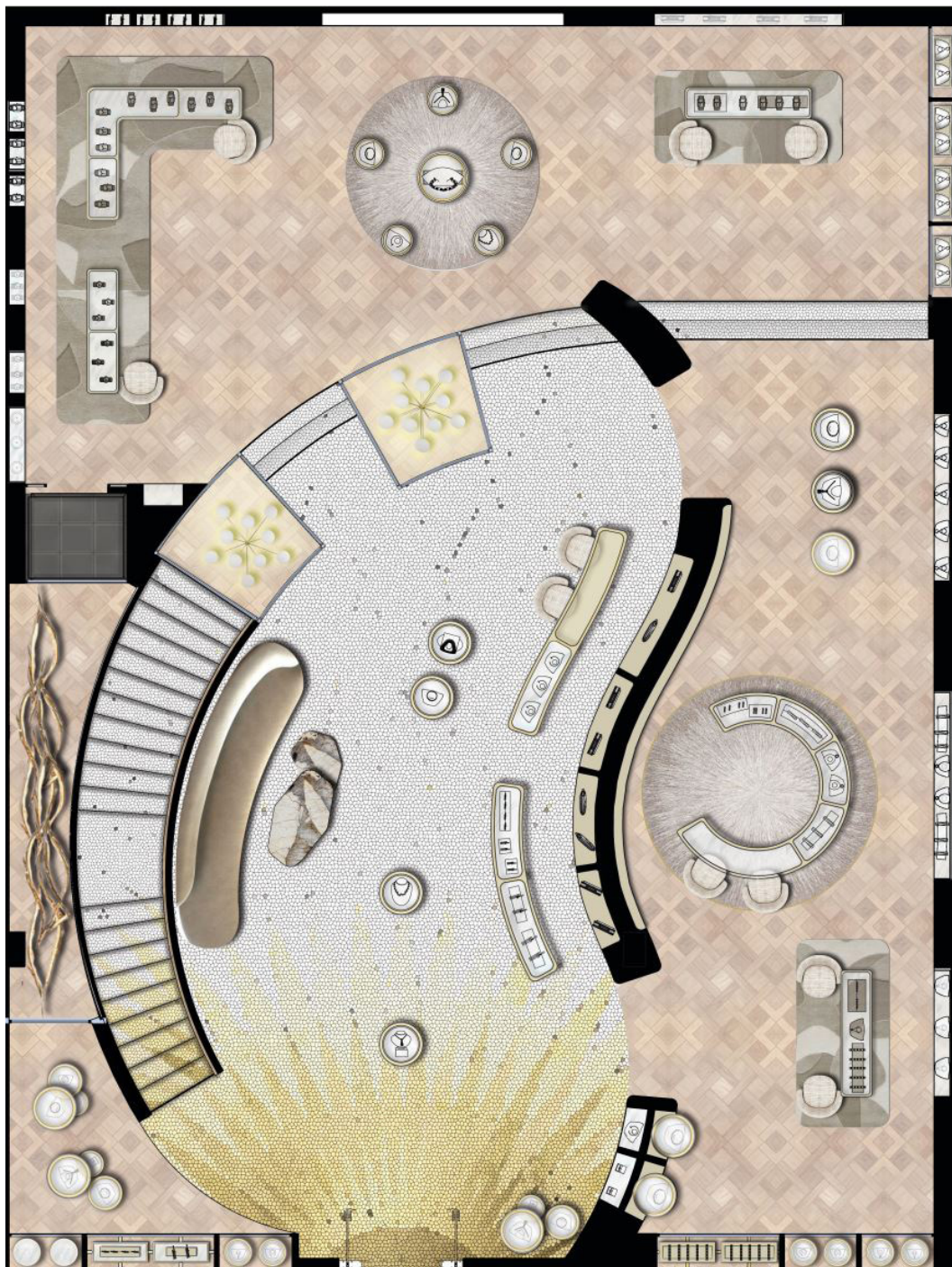
Fajer Alduajj - 201002627

Fall 2024



Salem Aldakhil- 201001227

Fall 2024



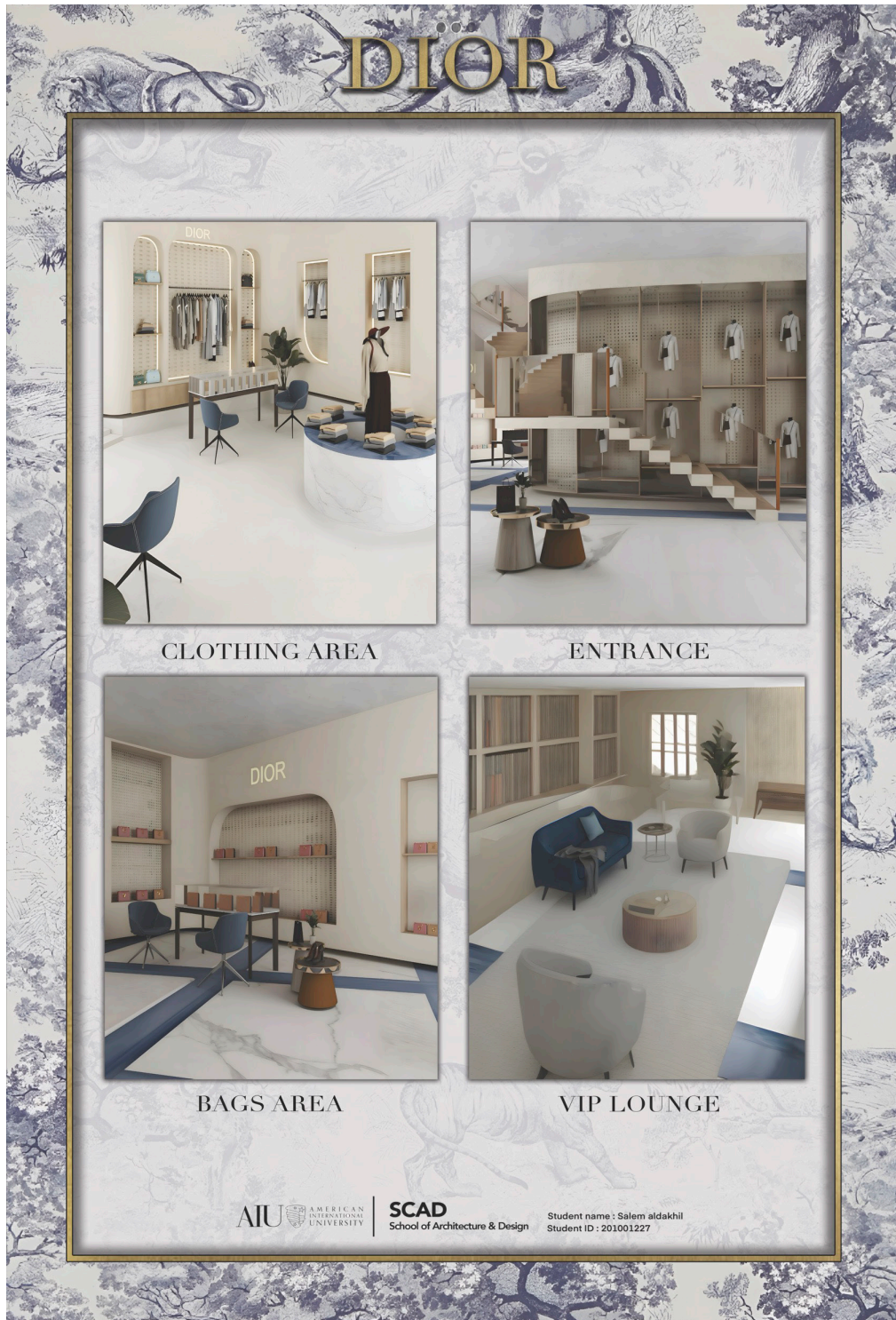
Noura Abbas - 201001433

Fall 2024




Salem Aldakhil- 201001227

Fall 2024



Salem Aldakhil- 201001227

Fall 2024



Heba Mohammed- 201004531

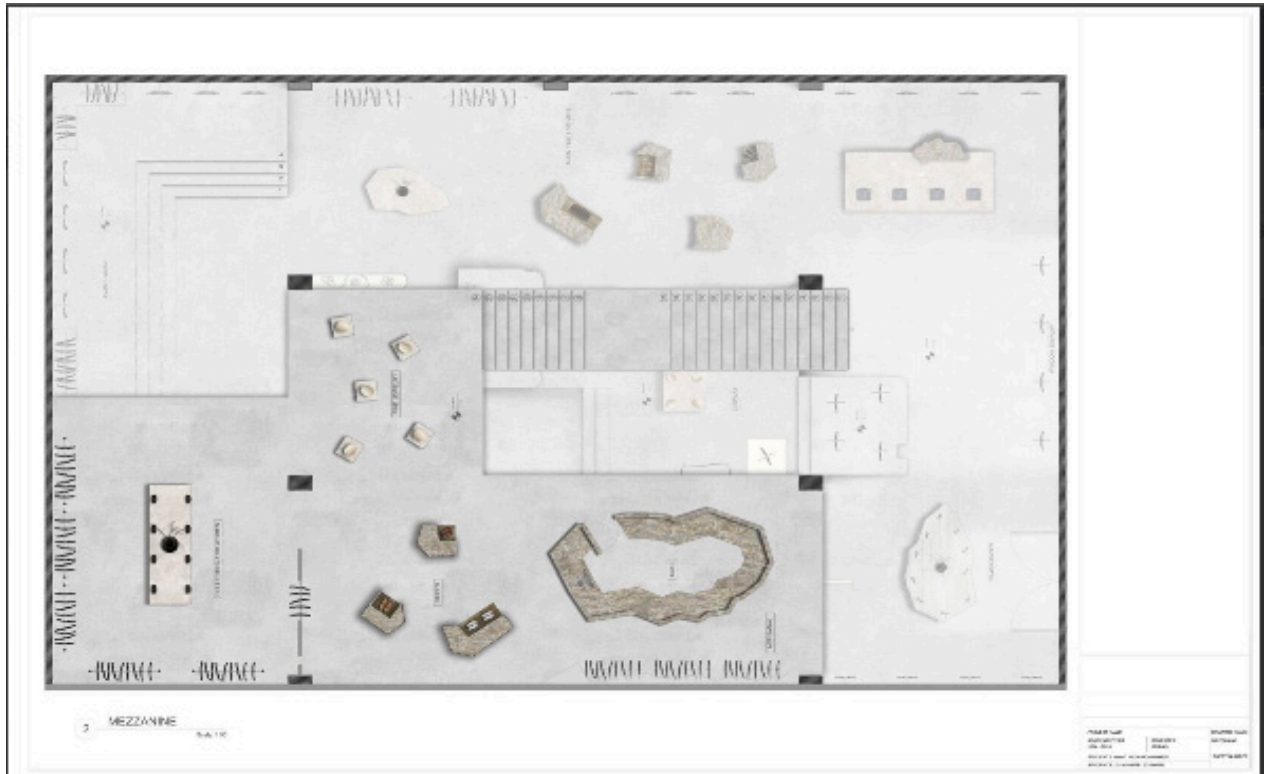
Spring 2025



SECTION A-A

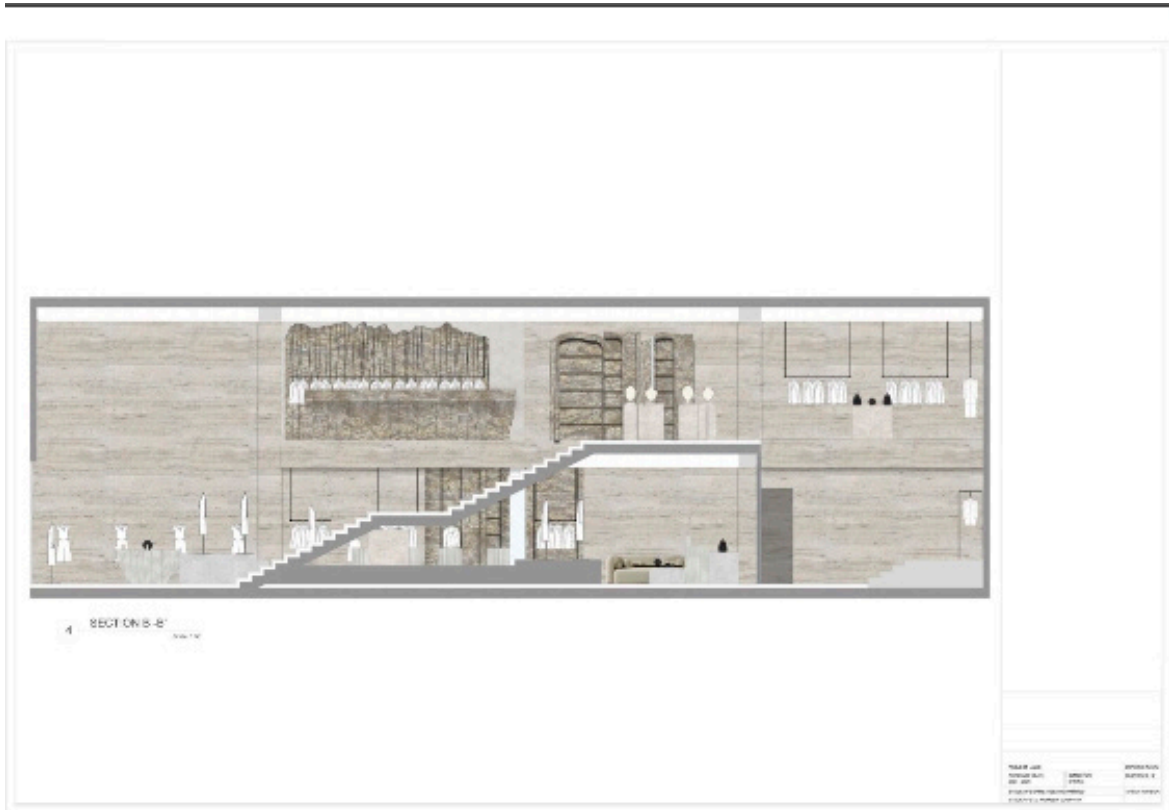
Heba Mohammed- 201004531

Spring 2025



Heba Mohammed- 201004531

Spring 2025



Heba Mohammed- 201004531

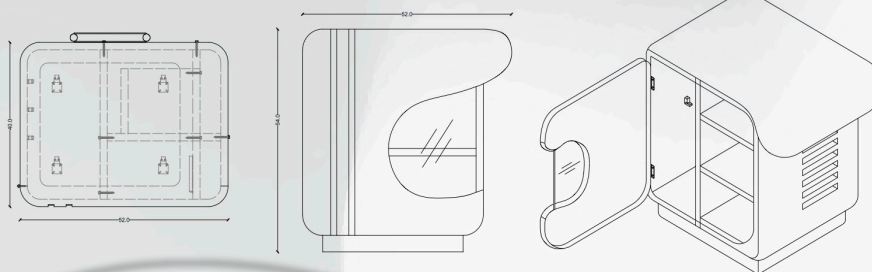
Spring 2025

IDE341: Furniture & Product Design

History, ergonomic and design development of furniture and product design. Projects evolve from hand and CAD drawings to scaled models of furniture and product designs.

FURNITURE & PRODUCT DESIGN

Many can agree that transporting the Playstation gaming console from place to place can be a hassle, so I decided to create a furniture piece that works both as a portable storage and decor piece for the Playstation and its accessories



Technical Drawings



1: Cabinet door that opens from the left to store the Playstation in

2: Shelves for Playstaion controllers

3: Shelves on the right side for Playstation discs

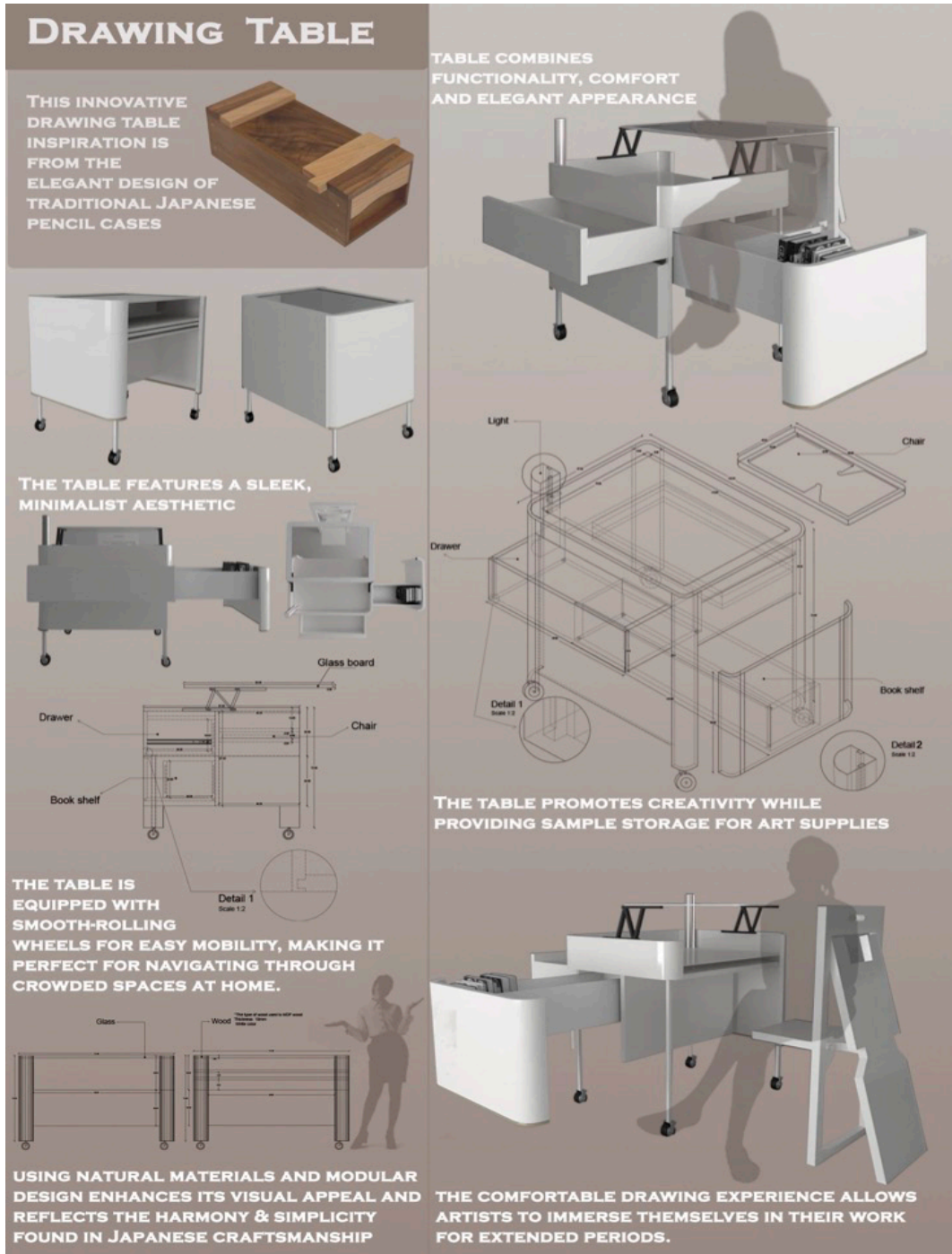
4: Back handle for transporting the furniture piece

AIU AMERICAN
UNIVERSITY
By Fajer Alduajj

SCAD
School of Architecture & Design
ID: 201002627

Fajer Alduajj - 201002627

Fall 2024



Salem Aldakhil- 201001227

Fall 2024



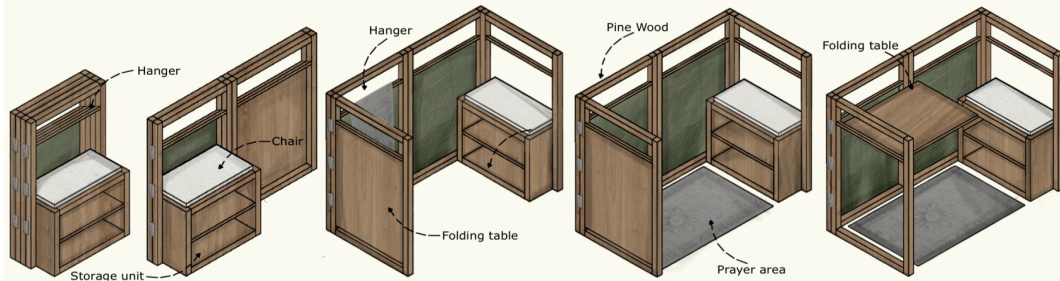
Fajer Alduajj - 201002627

Fall 2024

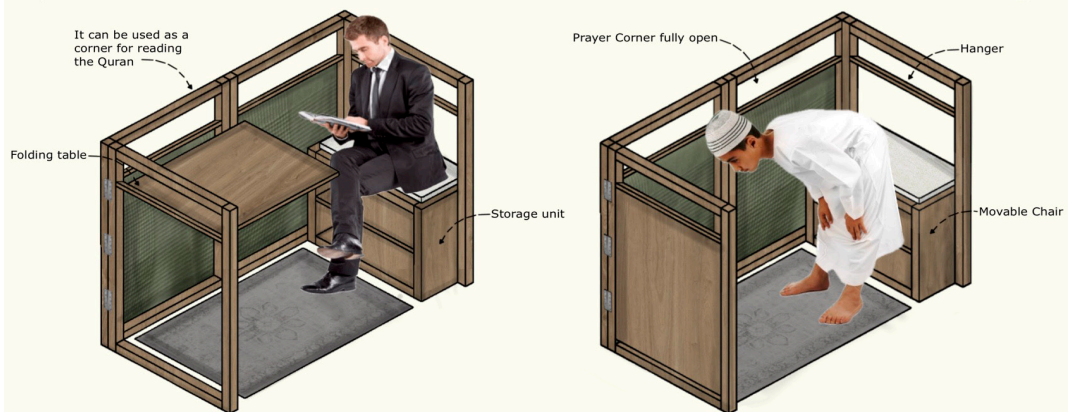
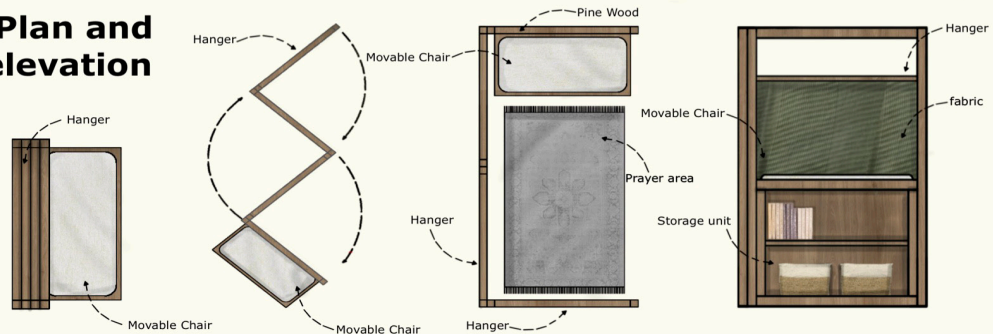
Prayer Corner

IDEA

The concept behind the prayer corner design is to create a serene yet functional space that seamlessly combines tranquility with practicality. This versatile design transforms into a mobile storage unit, incorporating a chair, a table for reading the Quran, and a hanger for prayer garments.



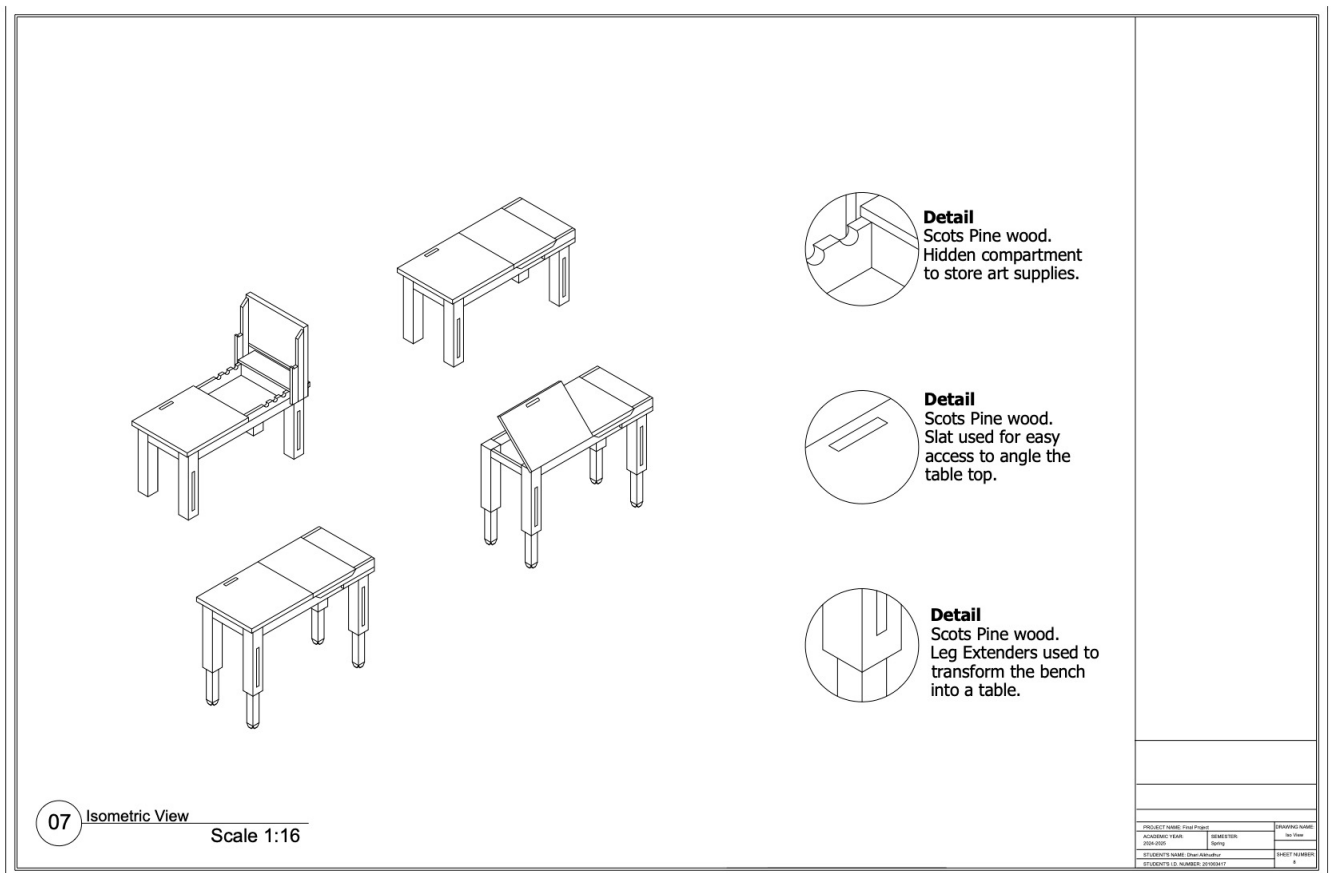
Plan and elevation





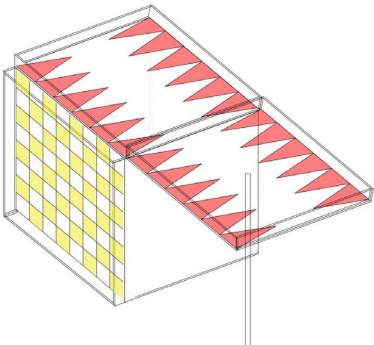
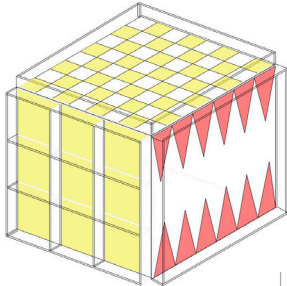


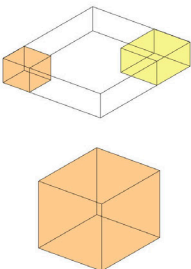
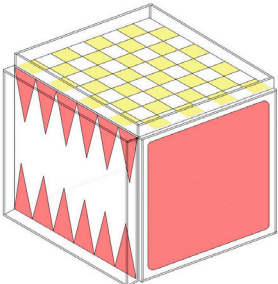
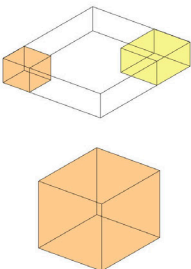
Fajer Alduajj - 201002627

Fall 2024



Dhari AlKudur - 201003417

Spring 2025

BACKGAMMON GAME ISO	ISO	
		 
<p>BACKGAMMON GAME ACRYLIC MATERIAL THICKNESS 3mm</p>		<p>PROJECT: Final Assessment</p>
		<p>COURSE NAME: Furniture And Product Design</p>
		<p>COURSE CODE: IDE 341</p>
		<p>STUDENT NAME: Norah Abbas</p>
		<p>STID: 201001433</p>
		<p>INSTRUCTOR: Ms. Hilda Youssef</p>
		<p>SHEET: 01</p>
		<p>DATE: MAY 2025</p>

Noura Abbas - 201001433

Spring 2025



Mohammed Alshatti - 201003232

Spring 2025

IDE404: Interior Architecture

The course is concerned with the design and construction of interior space in clear relation to an architectural and urban framework. This course aims at providing an advanced approach to transform existing places and spaces. Interior architecture focuses on elements of decoration and interior design, but it also deals with construction and architecture. Through the course, the design-related issues are addressed that include the transformation of existing structures through the progressive and interesting approach.



Fai Al Shamlan - 201002135

Fall 2024



Jude AlHoli - 201001115

Fall 2024



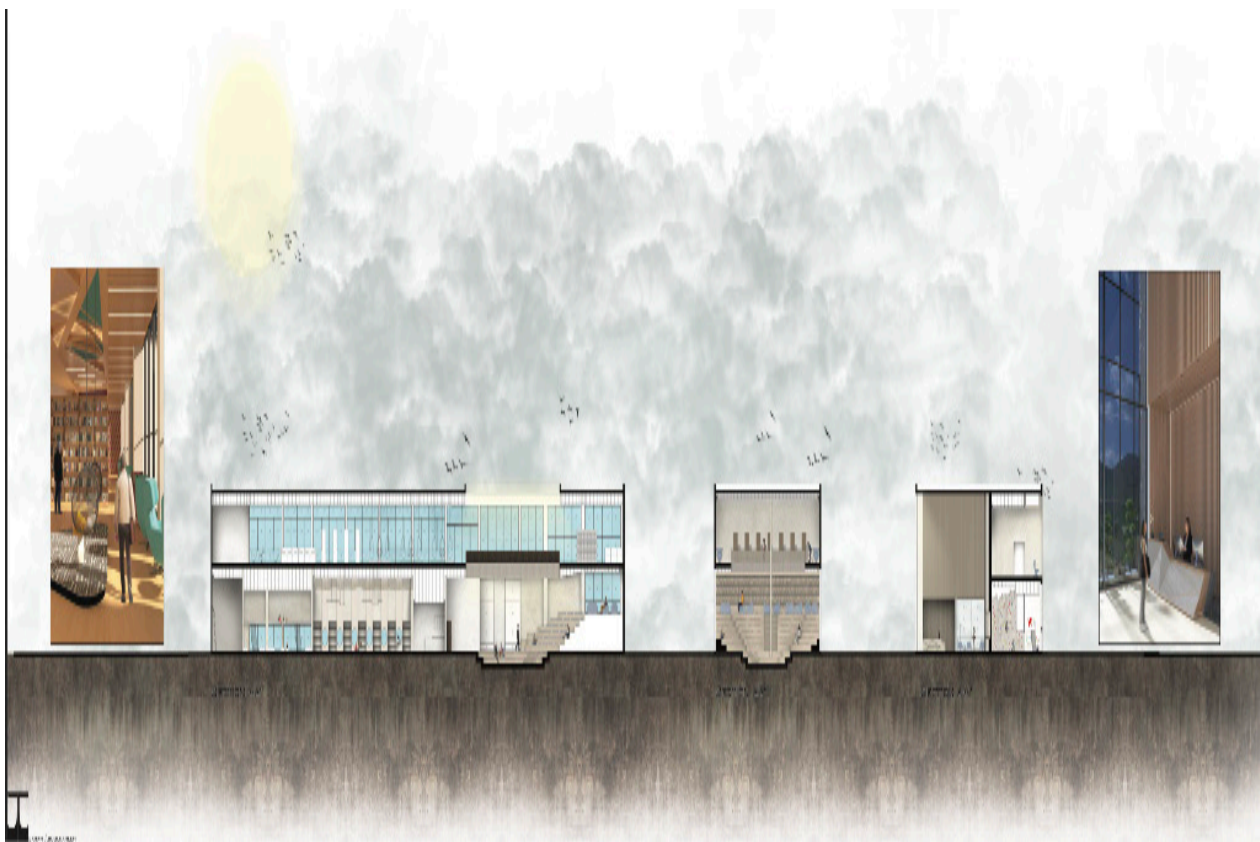
Fai Al Shamlan - 201002135

Fall 2024



Jarah Abdulkareem - 201000997

Spring 2025



Jarah Abdulkareem - 201000997

Spring 2025

IDE421: Interior Design Studio IV

Large-scale new or adaptive re-use: office, hospitality, health-care or retail interior spaces. Professional hand and CAD graphic and skill development. Integration of codes, ADA, human factors, HVAC and lighting principles, furniture and equipment specification related to specific environment.



Fajer Alduajj - 201002627

Spring 2025



Fajer Alduajj - 201002627

Spring 2025

Korean Cuisine



Concept Board

The philosophy of "In-Yeon" embodies the Korean belief that all individuals are interconnected through the various bonds of life. My vision is to bring this philosophy to life within the restaurant by creating a serene, harmonious environment. Flowing water elements and traditional Korean patterns will be thoughtfully incorporated to subtly guide guests through the space, symbolizing the continuous, meaningful connections that define the dining experience.



Keywords:

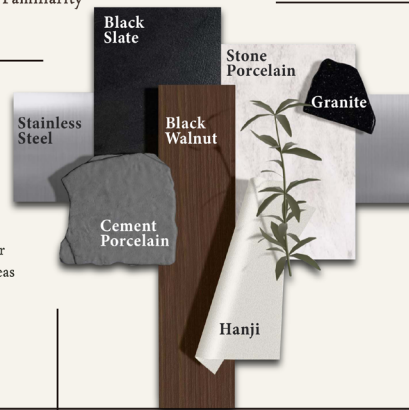
Interconnectivity, Harmony, Stability, Serenity, Community, Familiarity

Materials:


Ground Floor:



- Entrance
- Stairs
- Waiting area
- Private rooms
- Kitchen
- Korean BBQ Bar
- Main dining areas
- Restrooms
- Hallways
- Couple's Area




Mezzanine:



- Stairs
- Kitchen
- Terrace
- Dining Area
- Hallways
- Hotpot Area
- Dining Area
- Private Room

Inspiration:





Dana Alhouti - 201001814

Fall 2024



Dana Alhouti - 201001814

Fall 2024



Dana Alhouti - 201001814

Fall 2024



Dana Alhouti - 201001814

Fall 2024

IDE431: Building Construction Systems I

Residential and commercial construction systems incorporating governmental and building codes; site and foundation to roof systems; small-scale hand and CAD documentation of architectural details.

IDE 431

20 October 2024

MASONRY CONSTRUCTION

Taiba Al-Attal 201001376

SECTION1

Midterm

1

Introduction

Masonry Construction

Structures built from individual components, such as bricks, stones, or blocks, with mortar as a binding agent. This method dates back thousand of years and remains popular for its durability, fire resistance, and low maintenance. The procedure varies based on the regional availability, materials, and structural requirements.







1

2

Types of Masonry Construction Materials




Masonry construction includes a variety of ways, each uses different method & block.

2

3

Masonry Construction Methods

1 Rammed Earth
Formwork Method.

2 Hempcrete
Infill Wall Method.
Formwork Method.
Laying Method.

3 Composite
Cavity Wall Method.

3

4

Taiba Al-Attal - 201001376

Fall 2024

Case Study

Maison Hermès


- Located in Ginza district, Tokyo, Japan.
- Built in 1998-2007, Extended in 2006.
- Architected by Renzo Piano.

Description

It serves as the Japanese headquarters for Hermès. It was built on a narrow lot, 12m wide by 45m long+height with 15 floors including 3 basements.

Retail floors occupy the lower levels, office spaces and a design workshop are on higher floors, small museum, and a rooftop garden.

4



5

Case Study


Renzo Piano

- September 14, 1937 (87 years).
- Born in Genoa, Italy.
- brought up in a family of builders.


Concept

The design was inspired by traditional Japanese lanterns. Renzo intended to create a structure that appeared lightweight and radiant, blending in with Ginza's hectic atmosphere, yet presenting a peaceful and unique appearance.

5



6



7

Structure and Materials

The building features a steel structure with viscoelastic dampers to absorb seismic shocks, allowing it to meet Japan's earthquake standards.

13,000 custom glass blocks measured 42.8cm x 42.8cm x 12cm, created by Seves Glassblock and mounted on a steel mesh allowing minor shifts and crack and damage prevention.

The glass has a smooth internal surface and a wavy external surface.

A metal frame behind the glass blocks secures it in place and conceals the structure.

7



8



Taiba Al-Attal - 201001376

Fall 2024



9

Masonry Construction

Advantage	Disadvantage
 <p>Natural light. Energy Efficiency. Seismic Resilience.</p>	 <p>Limited Transparency. Complex Installation & Repairs. High Construction & Maintenance Cost.</p>

10



11

References

<https://www.researchgate.net/publication/311111111>
<https://www.researchgate.net/publication/311111111>
<https://www.researchgate.net/publication/311111111>
<https://www.researchgate.net/publication/311111111>
<https://www.researchgate.net/publication/311111111>
<https://www.researchgate.net/publication/311111111>
<https://www.researchgate.net/publication/311111111>
<https://www.researchgate.net/publication/311111111>
<https://www.researchgate.net/publication/311111111>
<https://www.researchgate.net/publication/311111111>


12

Taiba Al-Attal - 201001376

Fall 2024

MASS TIMBER

Building Construction Midterm Project
IDE 431 - Section 01
Student Name: Jude AlHoli
Student ID: 201001115
Instructor: Ms. Areej AlKandari



MASS TIMBER

What is it ?

Mass timber is a developing building method that substitutes traditional materials like steel, masonry, and concrete with wood. This approach enables architects and engineers to explore more sustainable construction methods, create warmer visual aesthetics, and achieve significant gains in construction efficiency.


Environmental Impact

Mass timber is good for the environment because it stores carbon, lowers greenhouse gas emissions, and creates more renewable resources when harvested sustainably. It uses less energy to produce, creates less waste, and improves energy efficiency in buildings. Additionally, mass timber supports biodiversity and can be recycled at the end of its life, making it a sustainable choice compared to traditional materials.

Why did they come up with it ?


Developed in Austria and Germany in the 1990s, mass timber has quickly gained popularity as a sustainable and versatile alternative to carbon-heavy steel and concrete construction. Its reputation arises from being a naturally renewable and widely available material.

TYPES OF MASS TIMBER




Cross Laminated a timber (CLT)

CLT consists of layers of wood panels glued together at right angles, creating a strong, stable material used for floors, walls, and roofs. It's one of the most versatile and widely used forms of mass timber.



Dowel Laminated Timber (DLT)


DLT is similar to NLT but uses wooden dowels instead of nails or screws to join the boards. It's all wood-based, making it more sustainable and better for applications that need all-natural materials.



Nail Laminated Timber (NLT)


NLT is created by nailing or screwing together layers of dimension lumber, often used for floors and walls. It's less expensive than CLT but provides similar structural benefits.

TYPES OF MASS TIMBER




Glue Laminated Timber (GLT, or Glulam)

Glulam is made from logs of wood bonded together with strong paste. It is often used for beams and columns due to its high strength and ability to span large distances.



Laminated Strand Lumber (LSL)

LSL is made from strands of wood compressed and bonded together with adhesives. It has high strength and is often used in framing, beams, and headers.



Laminated Veneer Lumber (LVL)

LVL are thin wood veneers glued together in layers, creating a product that is strong and used for beams, headers, and columns in construction.

MASS TIMBER SYSTEMS

Mass timber systems use large, engineered wood products to build the structure of a building, replacing steel or concrete. They are strong, sustainable, and allow for quicker construction of walls, floors, and roofs.

Post and Beam

The post-and-beam system is a construction method that uses vertical posts and horizontal beams made from engineered wood to create a building's structural framework. This design allows for larger open spaces by reducing the need for interior columns, as the beams efficiently support and distribute loads.

Honeycomb System

A honeycomb timber system is a way of designing structures that uses a honeycomb pattern of engineered wood materials to build floors, walls, and roofs. This design takes advantage of the honeycomb shape to improve strength and efficiency while keeping the weight low.

Hybrid System

Hybrid systems combine mass timber with other materials like steel or concrete, using the strengths of each. This allows for better structural performance. Often used in high-rise buildings where steel cores may be paired with timber floors and walls.

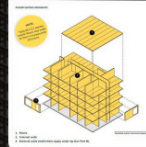
MASS TIMBER SYSTEMS

Mass timber systems use large, engineered wood products to build the structure of a building, replacing steel or concrete. They are strong, sustainable, and allow for quicker construction of walls, floors, and roofs.

Post and Beam



Honeycomb System



Hybrid System



PROS & CONS

PROS


- Cost: can be cheaper than other construction materials.
- Versatile
- Durable
- Insulation whether it was sound of heat

CONS

- catches fire easily
- Condensation
- Shrinkage and Swelling because timber is a material that absorbs water


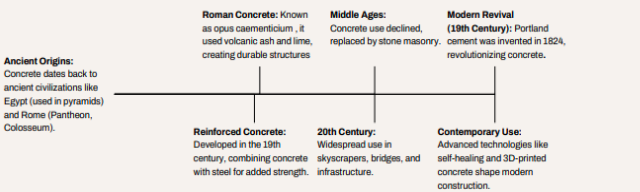

Ascent MKE

- Apartment building located in Milwaukee, Wisconsin, United States
- Ascent MKE is considered the highest mass timber building in the world with a height of 87 meters.
- Construction Started: 2020 Ended: 2022
- It is a 25 story building with 259 luxury apartment, retail spaces, elevated pool and a sky deck
- Architects: Korb + Associates
- 50% of the project features exposed timber columns, beams and ceilings.



Joud Alholi - 201001115

Fall 2024

<h1>Building Construction Systems I- IDE341</h1> <p>SCC - Concrete method of construction</p> <p>Noura Al-Faqaan ID : 201002600</p> 	<h2>Table of contents</h2> <ul style="list-style-type: none"> 01 Introduction Concrete construction 02 Types Of Concrete construction 03 Self-Compacting Concrete 04 Case Study 05 Pros & Cons 06 Details Drawing CAD 07 References
<h2>History of Concrete construction</h2>  <p>Ancient Origins: Concrete dates back to ancient civilizations like Egypt (used in pyramids) and Rome (Pantheon, Colosseum).</p> <p>Roman Concrete: Known as opus caementicium, it used volcanic ash and lime, creating durable structures.</p> <p>Middle Ages: Concrete use declined, replaced by stone masonry.</p> <p>Modern Revival (19th Century): Portland cement was invented in 1824, revolutionizing concrete.</p> <p>Reinforced Concrete: Developed in the 19th century, combining concrete with steel for added strength.</p> <p>20th Century: Widespread use in skyscrapers, bridges, and infrastructure.</p> <p>Contemporary Use: Advanced technologies like self-healing and 3D-printed concrete shape modern construction.</p>	<h2>Introduction of Concrete construction</h2> <p>Strong and Durable: Concrete is strong and lasts a long time, used in everything from buildings to roads.</p> <p>Flexible Use: It can be shaped into almost any form, making it great for different types of construction.</p> <p>Affordable: It's cost-effective, especially for big projects, and doesn't need much maintenance.</p> <p>Fire Protection: Concrete doesn't catch fire, so it adds safety to buildings.</p> <p>Environmental Impact: Producing concrete releases a lot of CO2, so it's not the most eco-friendly.</p> <p>New Tech: Self-Compacting Concrete (SCC) makes it easier to fill tricky shapes without extra effort.</p> 

Noura Al-Faqaan - 201002600

Fall 2024

Types of Concrete construction

- **Plain Concrete:** No reinforcement; basic uses.
- **Reinforced Concrete:** Strengthened with steel; buildings, bridges.
- **Precast Concrete:** Factory-made; walls, beams.
- **Prestressed Concrete:** Pre-tensioned for strength; long spans.
- **Lightweight Concrete:** Lighter mix; non-load-bearing.
- **High-Strength Concrete:** High compressive strength; tall buildings.
- **Stamped Concrete:** Patterned for aesthetics.
- **Self-Compacting Concrete:** Flows easily; complex forms.
- **Shotcrete:** Sprayed; tunnels, repairs.
- **GFRP:** Glass fiber reinforced; lightweight panels.



Self-Compacting Concrete (SCC)

type of concrete mix - known for its ability of

- Using Reinforced
- SCC is a special type of concrete.
- It flows easily and fills up every space, even in complicated forms.
- No need for workers to vibrate it to remove air bubbles.
- First developed in Japan to deal with a shortage of skilled workers.
- It's great for large projects with lots of steel reinforcement.
- Reduces construction time and labor costs.
- Results in fewer cracks and defects in the finished structure.



Case Study

SCC has become a popular material choice for high-profile, complex architectural projects due to its ability to meet both structural and aesthetic requirements.




Statoll regional and Statoll Headquarters
-Norway

- SCC used for the precast concrete facade panels
- providing both structural performance and aesthetic quality.



Guggenheim Museum Bilbao - Spain

- SCC was used extensively for the museum's design.
- It helped with the complex shapes and flowing forms.
- The fluidity of SCC made it easier to achieve curved walls.
- Smooth surfaces were created using SCC.




Louvre Museum - Abu Dhabi

- SCC was used for key parts of the museum.
- It was important in areas with complex shapes.
- Helped achieve intricate concrete finishes.
- Benefited the iconic dome and surrounding structures.
- Chosen for ease of placement and aesthetic value.

Case Study






Guggenheim Museum Bilbao

- Famous for its artistic design.
- Designed by architect Frank Gehry, it has many curved, flowing shapes.
- SCC was used to create the complex, smooth walls and curves.
- The museum is made up of steel, concrete, and titanium panels.
- SCC helped builders achieve the challenging design without needing extra vibration.
- The use of SCC allowed the museum to be built faster with fewer defects.



Noura Al-Faqaan - 201002600

Fall 2024

 <h1>Concrete construction method</h1> <p>Ghena AlDabbas 201003310 Building construction systems</p>	<h2>Contents</h2> <table> <tr> <td>History of concrete construction</td> <td>01</td> </tr> <tr> <td>Types of concrete construction</td> <td>02</td> </tr> <tr> <td>Case study</td> <td>03</td> </tr> <tr> <td>Case study details</td> <td>04</td> </tr> <tr> <td>Pros & Cons</td> <td>05</td> </tr> <tr> <td>Detail drawing</td> <td>06</td> </tr> </table>	History of concrete construction	01	Types of concrete construction	02	Case study	03	Case study details	04	Pros & Cons	05	Detail drawing	06
History of concrete construction	01												
Types of concrete construction	02												
Case study	03												
Case study details	04												
Pros & Cons	05												
Detail drawing	06												
<h3>History of Concrete construction method</h3> <ol style="list-style-type: none"> Ancient Concrete: Roman Era (~300 BCE - 476 CE) <ul style="list-style-type: none"> Material: concrete, combining lime, water, and aggregates. Construction: They used wooden or stone molds to form walls. Notable Structures: The Pantheon's dome and the Colosseum in Rome. Impact: durability Industrial Revolution (18th - 19th Century) <ul style="list-style-type: none"> Material: Portland cement (patented 1824). Construction: Reinforced concrete with iron mesh or rebar. Notable Structures: Reinforced concrete by Joseph Monier. Impact: Enabled taller buildings and durable structures. Early 20th Century: Precast & Tilt-Up Methods <ul style="list-style-type: none"> Material: Concrete with reinforcement. Construction: Precast elements manufactured off-site; Tilt-up panels cast on-site and lifted. Use: Commercial and industrial buildings. Impact: Faster construction and improved quality control.  	<h3>History of Concrete construction method</h3> <ol style="list-style-type: none"> Industrial Revolution (18th - 19th Century) <ul style="list-style-type: none"> Material: Portland cement (patented 1824). Construction: Reinforced concrete with iron mesh or rebar. Notable Structures: Reinforced concrete by Joseph Monier. Impact: Enabled taller buildings and durable structures. Late 20th Century: High-Performance Concrete <ul style="list-style-type: none"> Material: Fiber-reinforced and prestressed concrete. Construction: Added steel tendons or fibers for greater strength. Impact: Improved strength and crack resistance. 21st Century: 3D-Printed Concrete & UHPC <ul style="list-style-type: none"> Material: 3D-printed concrete and high-performance concrete (UHPC). Construction: Robotic extrusion of concrete; thin and strong wall sections. Impact: Customization, reduced labor, and sustainability focus.  												

Concrete Construction Types

- Cast-in-Place (CIP) Concrete
- Precast Concrete
- Tilt-Up Concrete
- Insulating Concrete Forms (ICF)
- Shotcrete (Sprayed Concrete)
- Concrete Masonry Unit (CMU)
- 3D-Printed Concrete
- Post-Tensioned Concrete




Case study: L'Oceanogràfic Restaurant (Valencia, Spain)



L'Oceanogràfic Restaurant

- **Designer:** Felix candela
- **Roof material:** Thin-shell reinforced concrete design
- Traditional steel reinforced concrete
- Hyperbolic paraboloid shell structure.
- **Thickness:** 10 centimeter
- The curvature of the roof helps distribute both compressive and tensile forces



L'Oceanogràfic Restaurant (Valencia, Spain)

Steps of construction:

1. **Formwork:** wooden and metal, Acted as a mold.
2. **Steel reinforcement band Installation:** Grid pattern for strength
3. **Concrete Pouring:** fine consistency
4. **Vibration Techniques:** avoid air pockets
5. **Framework removal:** Gradually

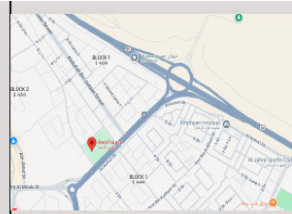


Red Fort

Midterm Project
Building Construction Systems - IDE 431




Name: Fai Al Shamaln
ID: 201002135



Location

- Located in Al-Jahra, about 32 kilometers west of Kuwait City.
- Positioned near the old trade routes, making it strategically significant in the past.




History

- Built in the late 19th century during the reign of Sheikh Mubarak Al-Sabah.
- This fort served as a security fort to protect the region from the tribes' attacks and enemy forces.
- Played a significant role in the Battle of Jahra (1920), where Kuwaiti forces successfully fought off attacks by the Ikhwan, a fighting force from Najd.








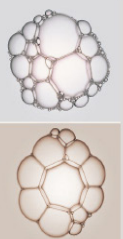
What is it known for?

- Its bricks made of red clay give it the famous name "Red Fort."
- A sign of Kuwait's strength and culture.



Fai Al Shamaln - 201002135

Fall 2024

<p>Characteristics</p>	 <p>Watchtowers and defense buildings.</p>	<p>Expansion</p>	<p>Expand the Red Fort by adding an art studio that inspires creativity.</p> <p>For learning, artistic expression, and community connection.</p>
 <p>Thick walls with traditional architectural elements.</p>	 <p>Today, it is a cultural and historical site, attracting visitors interested in Kuwait's history.</p>		
<p>Inspiration</p>   <p>The Atomium stands 102 metres (335 ft) tall, making it one of the tallest structures in Belgium.</p>		<p>Expansion vision & concept</p> <p>Creating a bubble shaped structure for the art studio, that connects the past and present in a meaningful way.</p> <p>The Red Fort stands as a timeless symbol of protection and resilience, while the bubble structure reflects a modern shield embracing creativity with a sense of security and openness.</p>  	

Fai Al Shamaln - 201002135

Fall 2024

IDE441: Lighting Systems

Lighting sources, fixtures, manufacturer's lighting system and application to interior spaces. Basic lighting foot-candle calculations; layouts and psychology of lighting description to be applied in a final project.



Tasneem Alnuhayan - 201003258

Fall 2024



Tasneem Alnuhayan - 201003258


Fall 2024



Lighting Distribution




3D rendered views
Before



3D rendered views
Assignment



3D rendered views
Assignment



Noura Al-Faqaan - 201002600


Fall 2024

Lighting Specification



Spotlight

Type: LED
Color: Warm to Neutral White (depending on application)
Luminous Flux: 500-800 lumens
Beam Angle: 15-45 degrees for focused lighting
Dimmability: Yes
CRI: > 90 for high-quality light
Mounting: Ceiling or track-mounted
Power: 7-12 watts
IP Rating: IP20 for indoor use


Final Render



Final Render



Final Render



Noura Al-Faqaan - 201002600

Fall 2024

3D rendered views Assignment



Lighting Concept

The lighting concept for this Chinese restaurant focuses on creating a dim, elegant ambiance with warm, indirect lighting that enhances the intimate dining experience. Accent lighting on each table and integrated cove light in the ceiling design add a modern touch while maintaining a soft, inviting glow throughout the space.

- Warm, indirect lighting creates a soft, intimate ambiance
- Accent lighting on each table highlights dining areas without overpowering the space.
- Integrated Cove light in the ceiling design add modern elegance and guide the flow of the room.
- Layered lighting combines ambient, task, and accent lighting for functionality and mood.
- The overall effect is a refined, luxurious atmosphere for an elevated dining experience

Inspiration

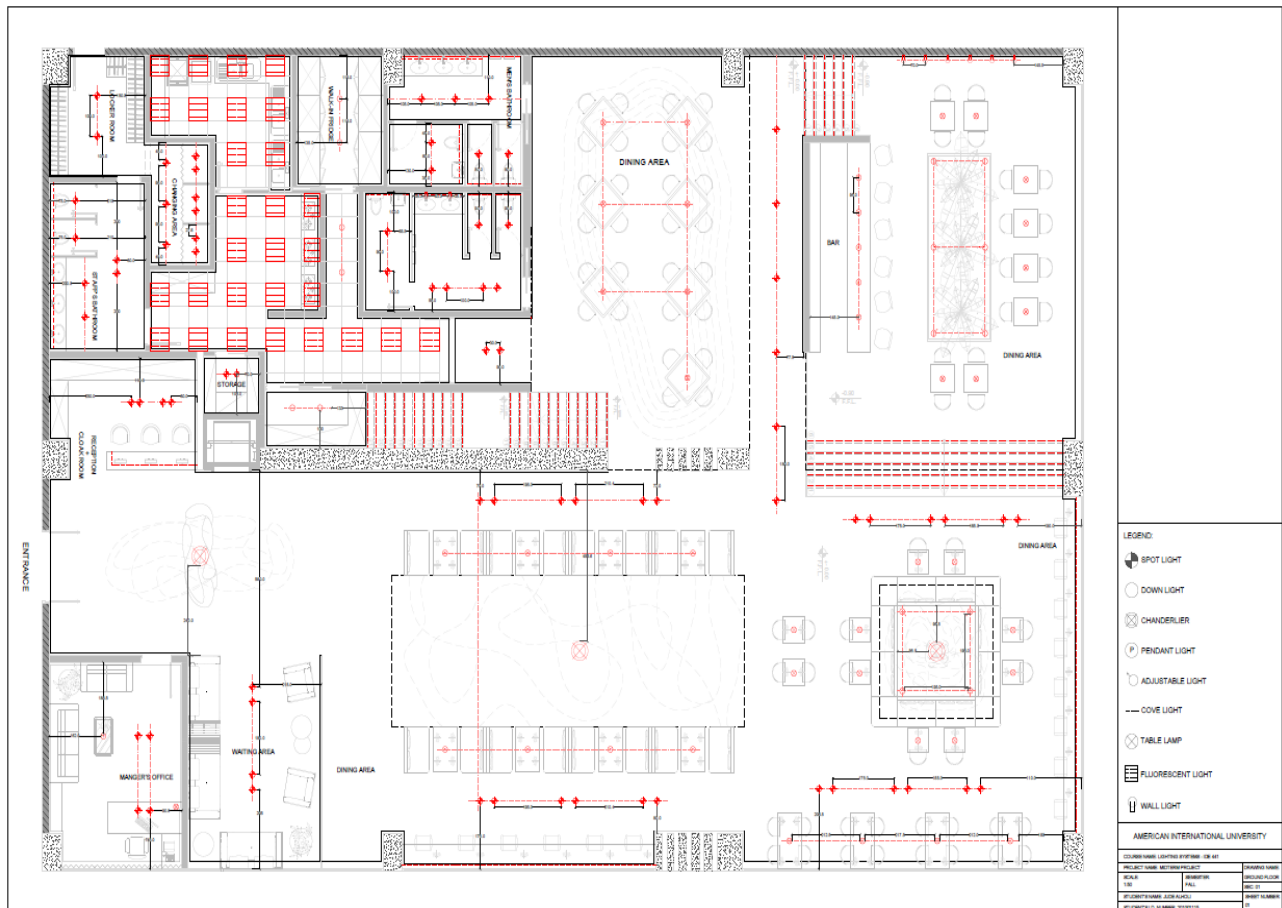


Inspiration



Noura Al-Faqaan - 201002600

Fall 2024



Joud Alholi - 201001115

Fall 2024



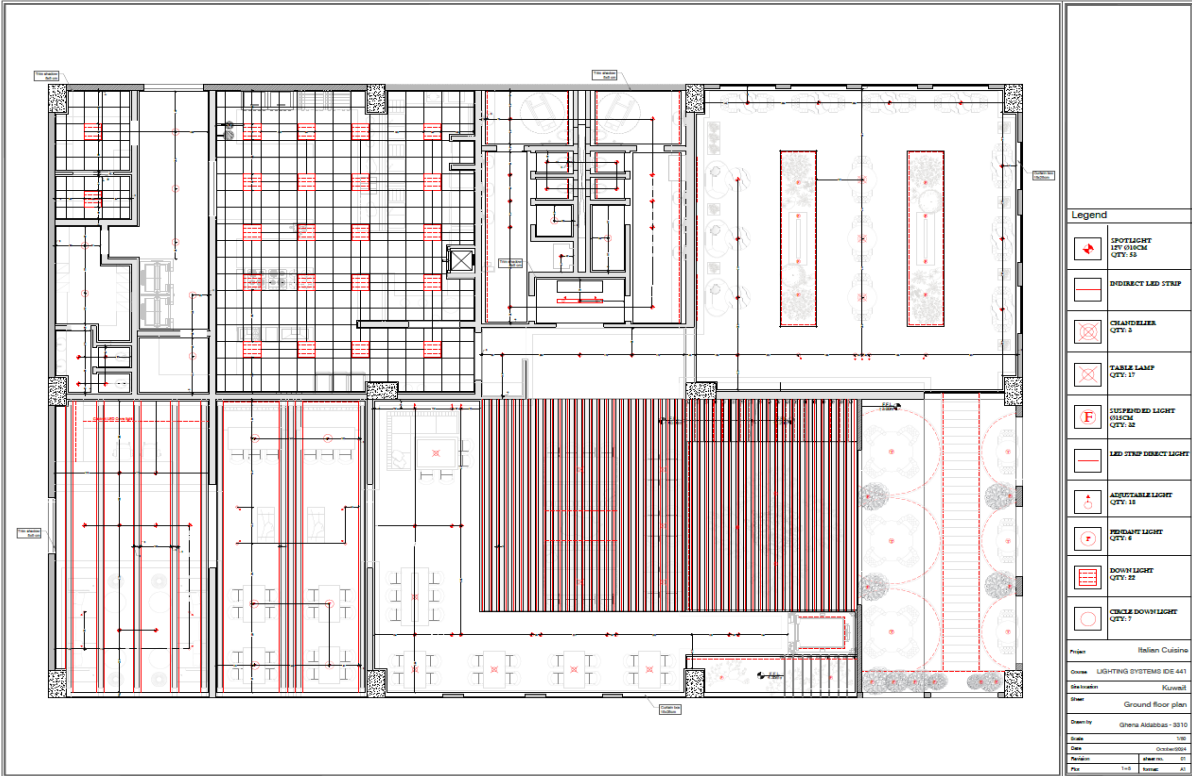
Instructor: Areej AlKandiri

Dim lighting was chosen for the Chinese restaurant to create a warm, cozy, and inviting atmosphere that stimulates relaxation. This soft lighting enhances the restaurant's cultural design, highlighting its elements like the chandelier. As well, it encourages customers to stay for a longer period of time. Overall, dim lighting elevates the dining experience, blending comfort with a rich cultural backdrop.



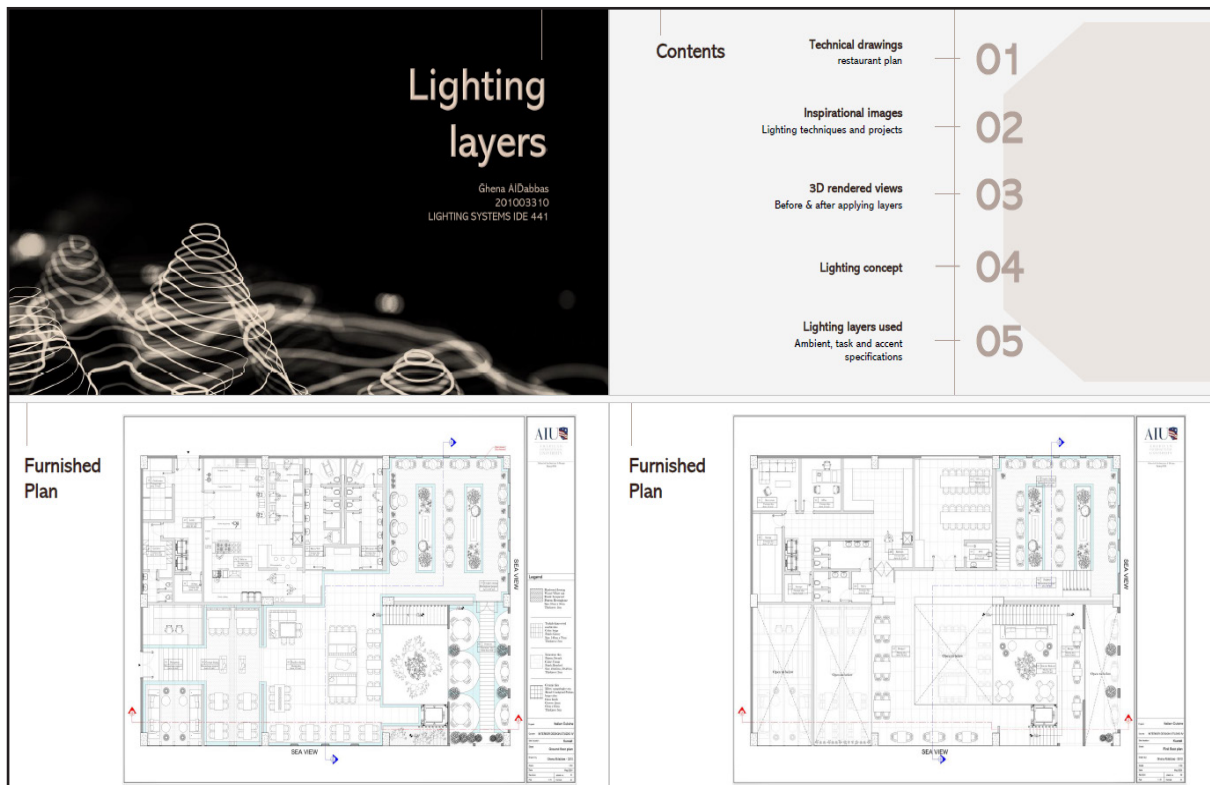
Joud Alholi - 201001115

Fall 2024



Ghena AlDabbas - 201003310


Fall 2024




Ghena AlDabbas - 201003310

Fall 2024

Inspiration



Inspiration



Inspiration




3D view
Before




Ghena AlDabbas - 201003310

Fall 2024

3D view
After




3D view
After



Lighting concept at night

- Romantic zone is an Italian venetian cuisine
- Intimacy and warm lighting design
- Use of venetian chandeliers and candles, creates an intimate atmosphere.
- The use of **accent lights** around the arches and the texture on the walls draws attention to the **architectural features**.
- The warm light reflecting off natural textures (wood flooring, stone walls, and plants) contributes to an organic, earthy feel.
- Embracing the calmness of Venice nights.
- This concept requires lower ambient lighting to achieve the intimacy and cozy atmospheres



Venice romantic nights

Lighting layers: Ambient

The Italian chandeliers:


- The design, which allows light to reflect off the ceiling, helps diffuse the light throughout the room, softening shadows and creating a warm, inviting glow.

The LED along the planter edges:

- They subtly light the area around the plants and floor, contributing to the cozy and serene environment.
- By being directed to the surrounding paths, it creates a distribution of light.

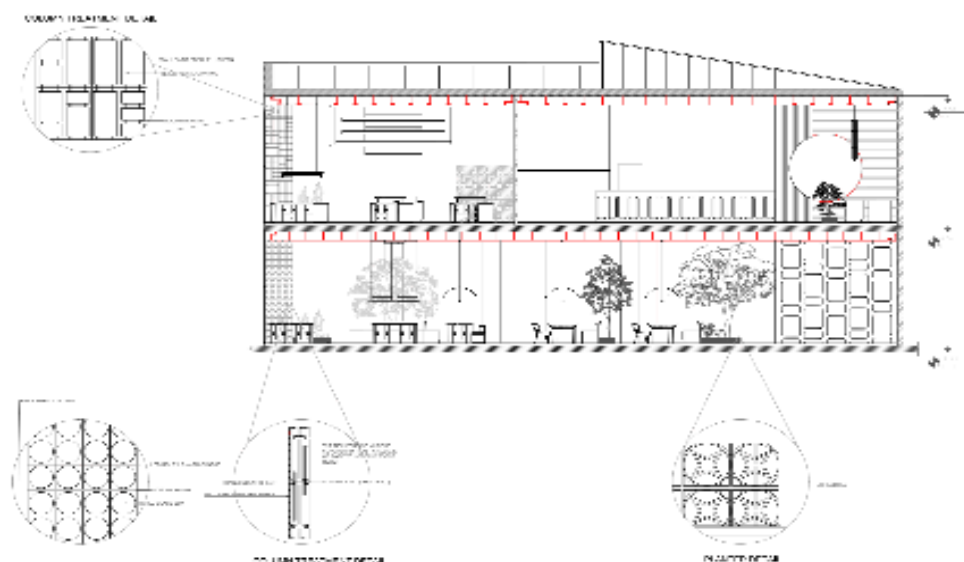
LED strip light ceiling opening:

- This LED strip around the openings directed to the rest of the ceiling, creates ambient diffused lighting since it is directed to the ceiling.



Ghena AlDabbas - 201003310

Fall 2024



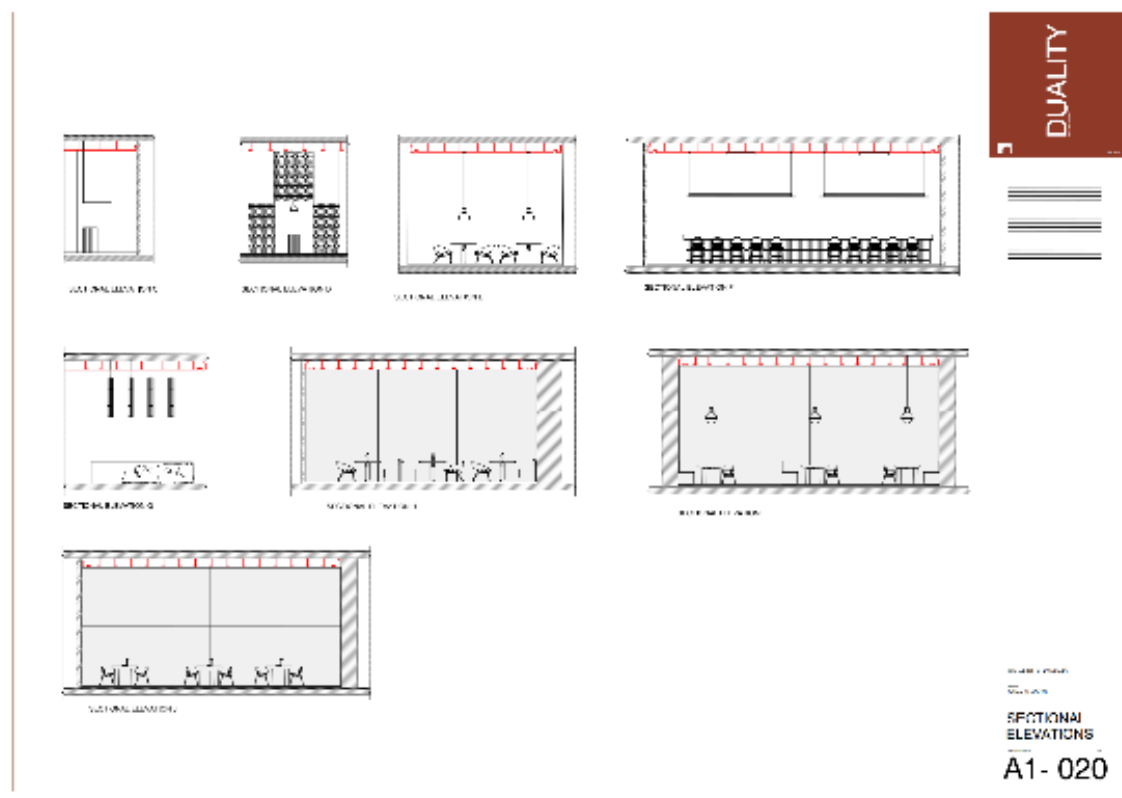
DUALITY



SECTION AA
A1-018

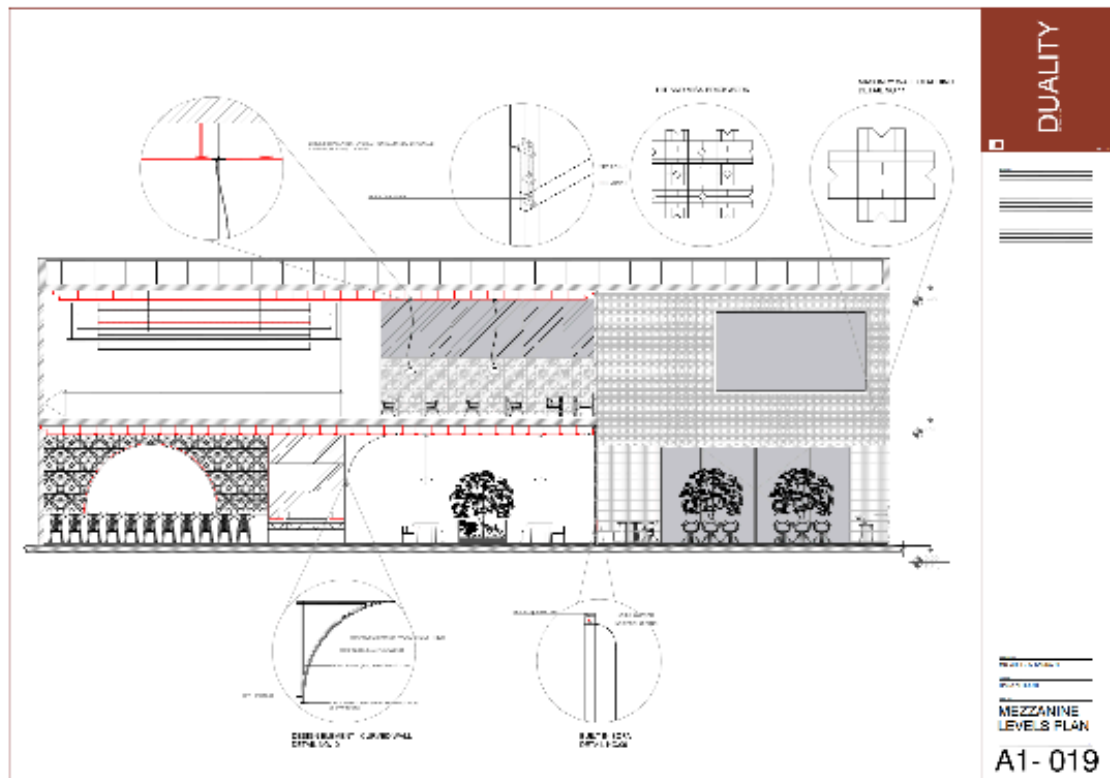
Dana Alhouti - 201001814

Spring 2025



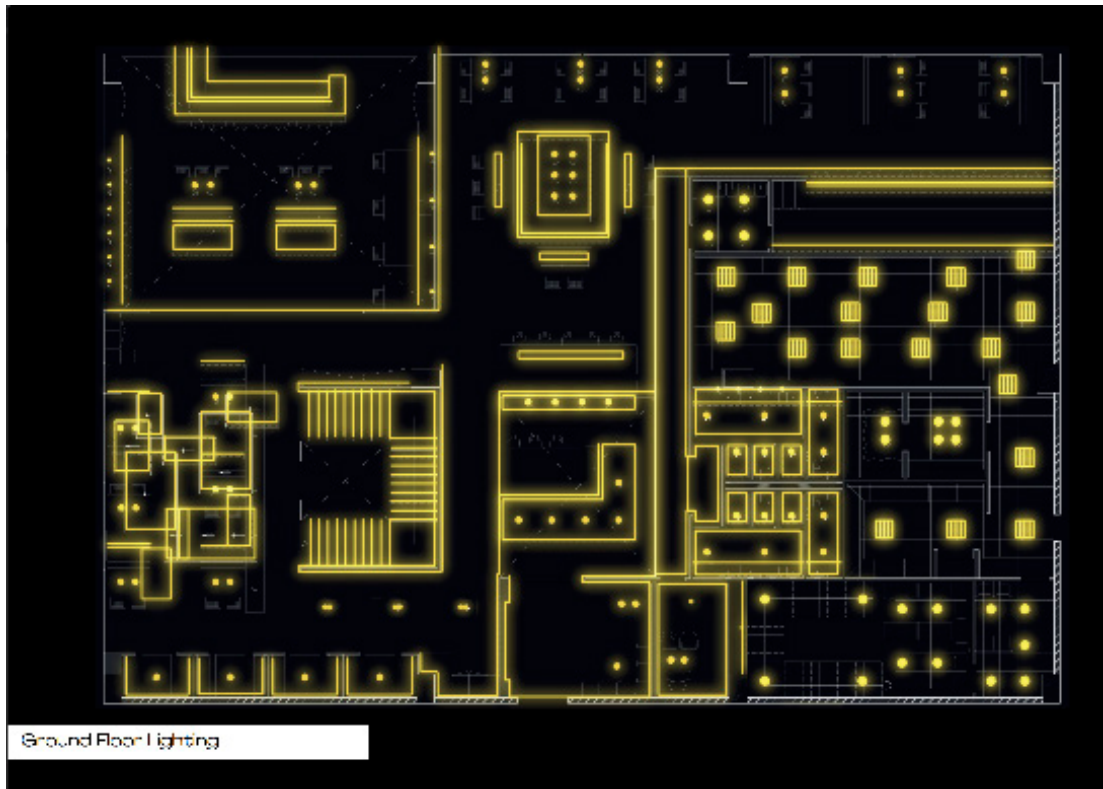
Dana Alhouti - 201001814

Spring 2025



Dana Alhouti - 201001814

Spring 2025



Dana Alhouti - 201001814

Spring 2025

