



PRIDE[®]
MOBILITY

TRAVEL/SCOOTER COLLECTION

4-5

Go Go Elite Traveller® 2 Platinum / Victory® Platinum

...

6-7

Go Go Elite Traveller® 2

...

8-9

Go Go® Endurance AL+ / Go Go® Endurance Li

...

10-11

PX4

...

12-13

Pursuit 2

...

14-15

Go Go® Carbon / Go Go Elite Traveller®

...

16-17

Go Go® Super Portable / i-Go™

...

18-19

Go Go® Ultra X / Maxima

...

20-21

Revo® 2.0 / Victory® LX Sport

...

22-23

Victory® 10 / Victory® 10.2

...

24

Zero Turn 10 / Accessories



“

MY PRIDE SCOOTER HAS
BEEN A LIFESAVER
FOR ME. I COULD NOT
DO LIFE WITHOUT IT.

— Etta G.,
White Plains, NY

PROUDLY MADE IN AMERICA
OF FOREIGN AND DOMESTIC PARTS



Go Go Elite Traveller® 2 Platinum

With premium features galore, the Go Go Elite Traveller® 2 Platinum is a next-generation mobility solution. EZ Turn technology, Charge360 magnetic charging, feather-touch disassembly, a convenient adjustable tiller mechanism, and much more define this luxurious, high-performing travel scooter that's made in the U.S.A.



Up To
13.8
Miles Per Charge at 220 lbs.

37"
Turning Radius

Up To
4.23mph
Maximum Speed

300lbs.
Weight Capacity

FDA Class II Medical Device¹

Matte Cardinal Red (included)

Matte Black (included)

Interchangeable Shrouds



VICTORY®
PLATINUM

PROUDLY MADE IN
AMERICA 
OF FOREIGN AND DOMESTIC PARTS

Victory® Platinum

Proudly assembled in the U.S., the Victory® Platinum 4-wheel scooter offers a premium mobility experience. Patented EZ Turn technology helps you navigate tight spaces with 3-wheel precision. Exclusive Charge360 technology keeps you powered up with magnetic charging. With full front and rear suspension, take on uneven terrain with confidence.



Up To
15.5
Miles Per Charge

45.5"
Turning Radius

Up To
6mph
Maximum Speed

400lbs.
Weight Capacity

FDA Class II Medical Device¹



FEATURING
EZ TURN
TECHNOLOGY




Cardinal Red (Matte)

Iceberg Blue (Matte)



FEATURING
CHARGE
360





GO GO
ELITE TRAVELLER® 2

Go Go Elite Traveller® 2

No four-wheel scooter can turn like the 4-wheel Go Go Elite Traveller® 2. Thanks to Pride's patented, intelligent-turning EZ Turn Technology, it boasts the tightest turning radius of any available 4-wheel scooter at just 37", which means you have 3-wheel scooter agility without compromising 4-wheel scooter stability.



Up To
13.8

Miles Per Charge
with 18Ah battery at 200 lbs.

37"

Turning Radius

Up To

4.2mph

Maximum Speed

300lbs.

Weight Capacity


FDA Class II Medical Device¹

Matte Cardinal Red (included)

Matte Black (included)

Interchangeable Shrouds

Additional shroud colors can be ordered separately. Ask your provider for details.



EZ Turn Technology provides unrivaled tight turning!



STABLE LIKE A 4-WHEEL
•
TURNS LIKE A 3-WHEEL



GO GO
ENDURANCE AL+

Go Go® Endurance AL+

Supported by a lightweight aluminum frame, the Go Go® Endurance AL+ is a modern travel mobility scooter! Powered by a lithium battery, you can make tight turns with EZ Turn technology and recharge magnetically with Charge360.



Up To
18
Miles Per Charge

38.39"
Turning Radius

Up To
4.8mph
Maximum Speed

325lbs.
Weight Capacity

FDA Class II Medical Device¹

Garnet Red (matte)


Euro Gray

Interchangeable Shrouds



FEATURING
EZ TURN
TECHNOLOGY

FEATURING
CHARGE
360



GO GO ENDURANCE Li

Up To
14.4
Miles Per Charge
(16AH* MAXX Battery Pack)

48.25"
Turning Radius

Up To
4.2mph
Maximum Speed

325lbs.
Weight Capacity



Go Go® Endurance Li

With the Go Go® Endurance Li, traveling has never been easier! This 4-wheel scooter has everything you need for a safe and convenient trip. With the standard 8AH airline-compliant lithium battery pack, the Go Go Endurance is perfect for air travel. Feather-touch disassembly provides the portability you need.

*16 AH battery pack does not meet airline requirements.

FDA Class II Medical Device¹

Garnet Red (matte)

Euro Grey

Interchangeable Shrouds





PX4

The PX4 features an impressive 500-lb. weight capacity, a top speed of 9.3 mph, water-resistant user interface, enhanced lighting package, and a remarkable 23.4 mile battery range.

The ignition system also offers an extra layer of security with its innovative NFC technology. Simply tap or place the NFC key fob near the receiver to start the scooter.



Up To
23.4
Miles per Charge


82.3"
Turning Radius

Up To
9.2mph
Maximum Speed

500lbs.
Weight Capacity

FDA Class II Medical Device¹

- Satin Aluminum
- Dark Violet
- Red
- Peacock Blue
- Sunflower
- White Camo
- Black Camo
- Desert Camo
- Jungle Camo





SHOWN WITH OPTIONAL
CANOPY UPGRADE

PURSUIT²

Pursuit 2

Built to thrill and designed to go the distance, the Pursuit 2 never backs down from an off-road detour or long-distance excursion. With a fast top cruising speed of 9.3 mph and the ability to make it 40 miles on a single charge, this agile unit offers swift, efficient transport and endurance you can count on.

You were born to roam. The Pursuit 2 was built to ride.



Up To
40

Miles Per Charge*

69.3"

Turning Radius

Up To

9.3mph

Maximum Speed

400lbs.

Weight Capacity

FDA Class II Medical Device¹

* Requires dual lithium battery upgrade

Grey (matte)

Orange

Black

INSERT YOURSELF: ANYWHERE

SHOWN WITH OPTIONAL
CANOPY UPGRADE



GOGO
CARBON

Go Go® Carbon

Harnessing the power of its full carbon fiber frame, the Go Go® Carbon offers exceptional portability in a four-wheel scooter. It weighs just **35 pounds** without its lithium battery, folds down in seconds for convenient transport and storage, and can be towed like luggage through airports and other environments.



Up To
10
Miles Per Charge

53"
Turning Radius

Up To
3.7 mph
Maximum Speed

300lbs.
Weight Capacity

FDA Class II Medical Device¹

Black Carbon Fiber



GO GO
ELITE TRAVELLER®

Up To
10.5
Miles Per Charge

33"
Turning Radius

Up To
4mph
Maximum Speed

300lbs.
Weight Capacity



Go Go Elite Traveller®

Every day is a new adventure with the Go Go Elite Traveller®, an exceptionally stable and maneuverable travel scooter. With easy disassembly and a convenient storage basket, the Go Go Elite Traveller keeps up with your active life!

FDA Class II Medical Device¹

Red

Blue

Interchangeable Shrouds



GO GO
SUPER PORTABLE

Go Go® Super Portable

Folding in seconds to a height of 12" without having to remove the seat, the Go Go Super Portable scooter features Charge360 technology for convenient, magnetic battery charging and weighs just 41.6 pounds without the battery.

Up To
10

Miles Per Charge

53"

Turning Radius

Up To
3.7mph

Maximum Speed

300lbs.

Weight Capacity



FDA Class II Medical Device¹

Mint

Black

True Blue

Orange





Up To
9.3

Miles Per Charge at 220 lbs.

45.9"

Turning Radius

Up To
4mph

Maximum Speed

275lbs.

Weight Capacity



Non-Medical Device

i-Go™

The i-Go™ Folding Scooter supports you when you refuse to compromise. So, when you're dreaming of a cruise vacation, know that i-Go™ comes with the all-day power, speed and versatility to take you there and back again. When disassembled, the heaviest piece weighs less than 32 lbs. and has a height of less than 12" for easy storage.

Iceberg Blue (matte)

Black (matte)

White (matte)



FLIP-UP ARMRESTS
(OPTIONAL ACCESSORY)



PHONE HOLDER
(OPTIONAL ACCESSORY)



REMOVABLE STORAGE
(STANDARD)



ACCESSORIES:

- Armrests
- Phone holder
- Cup holder
- Rearview mirror
- Spare battery
- Travel kit

GO GOTM
ULTRA X

Go Go® Ultra X

Enjoy worry-free travel with the Go Go® Ultra X, an ultra-compact scooter that is simple to disassemble. Ride in comfort and style with the foldable swivel seat and keep your personal items handy with the front basket.



Up To
8.9
Miles Per Charge at 200 lbs.

52.25"
Turning Radius

Up To
4.1 mph
Maximum Speed

300 lbs.
Weight Capacity

FDA Class II Medical Device¹

Also available in 3-wheel.

Black



MAXIMA

Up To
19.5
Miles Per Charge

53"
Turning Radius

Up To
5.8mph
Maximum Speed

500lbs.
Weight Capacity



Maxima

Experience the comfort of a new high-back, depth adjustable limited recline seat that swivels for easier access.

The Maxima scooter comes standard with front and side bumpers, a USB charger and full LED lighting!

Note: both 3-wheel and 4-wheel have a power elevating seat option

FDA Class II Medical Device¹

Garnet Red (Matte)

Ocean Blue (Matte)



REVO® 2.0

Revo® 2.0

Robustly rugged meets brilliant convenience. With the Revo® 2.0, there is nothing you can't handle! This tough and dependable scooter has powerful suspension for a smooth ride, yet easily disassembles for full portability.



Up To
17.8
Miles Per Charge at 200 lbs.

52"
Turning Radius

Up To
5.2mph
Maximum Speed

400lbs.
Weight Capacity

FDA Class II Medical Device¹

Also available in 3-wheel.

Grey Street

True Blue



VICTORY[®] LX^{SPORT}

Up To
19.7
Miles Per Charge at 200 lbs.

61.25"
Turning Radius

Up To
8.6mph
Maximum Speed

400lbs.
Weight Capacity



Victory[®] LX Sport

You're active and always on the go. You need a scooter that is up to the task! Appeal to your sporty side with the Victory[®] LX Sport. Enjoy premium suspension, bright lighting and other sophisticated features, all in one sporty package.

FDA Class II Medical Device¹

Candy Apple Red





VICTORY 10

Victory® 10

Versatility knows no bounds with the Victory® 10. Enjoy simple disassembly with one hand and drive up to 16 miles on a single charge. You won't miss a beat with this scooter, which includes a bright LED headlight. Anything is possible with the Victory 10!



Up To
15.5
Miles Per Charge

24"
Turning Radius

Up To
5.3mph
Maximum Speed

400lbs.
Weight Capacity

FDA Class II Medical Device¹

Also available in 3-wheel (EZ Turn only available on 4-wheel).

Candy Apple Red

Viper Blue







ZERO TURN 10

Zero Turn 10

The Zero Turn 10 can traverse the most beautiful, out-of-reach places and move seamlessly through doors and hallways in your home. This scooter combines powerful dual motors and two-wheel drive with revolutionary turning technology. Let the Zero Turn 10 carry you to places unknown.



Up To
21.2
Miles Per Charge at 200 lbs.

43"
Turning Radius

Up To
7.3mph
Maximum Speed

400lbs.
Weight Capacity


FDA Class II Medical Device¹

Candy Apple Red

Pearl White



ACCESSORIES



1. Cane Clip Attachment | 2A. Pride® Cup Holder | 2B. Cup Holder | 3. Under Seat Storage | 4. Single or Double Cane Holder
5. XLR USB CHarger | 6. Rear Basket | 7. Oxygen Holder | 8. New Cell Phone Holder | 9. Wishbone Crutch Holder | 10. Lap Belt
11. Saddlebag | 12. Walker Holder | 13. Rearview Mirror | 14. Weather Cover | 15. Military Patches | 16. Safety Flag | 17. Storage Pod

Note: Not all accessories are available for all products. Please speak with your Provider for details and availability.

PRIDE[®] MOBILITY

(US) 800-800-8586 | (CAN) 888-570-1113 | pridemobility.com |      

1. Pride[®] FDA Class II Medical Devices are designed to aid individuals with mobility impairments.
2. Varies with user weight, terrain type, battery amp- hour (AH), battery charge, battery condition and tire condition. This specification can be subject to a variance of (+ or -) 10%.
3. Varies with user weight, terrain type, battery amp- hour (AH), battery charge, battery condition and tire condition. This specification can be subject to a variance of (+ or -) 10%.
4. Due to manufacturing tolerances and continual product improvement, this specification can be subject to variance of + or - 3%.
5. Deep cycle (AGM or gel cell type recommended).
6. Tested in accordance with ANSI/RESNA, WC Vol 2, Section 4 and ISO 7176-4 standards. Results derived from theoretical calculations based on battery specifications and drive system performance. Test conducted at maximum weight capacity.
7. Battery weight may vary based on manufacturer.
8. Width of base (not including seat).
9. Does not account for anti-tip clearance.
10. At midframe.
11. Product is available exclusively to Authorized Pride Brick & Mortar Providers. No internet sales are permitted. Available in store only. Other conditions apply.
12. Does not meet airline requirements.
13. Transport of this item on commercial aircraft is subject to federal regulations and airline policy. Please consult your airline prior to your flight to ensure your item and its lithium ion battery are permitted.

NOTE: All specifications subject to change without notice.

The information contained herein is correct at the time of publication; we reserve the right to alter specifications without prior notice. Speed and range vary with user weight, terrain type, battery charge, battery condition and tire pressure. Due to manufacturing tolerances and continual product improvement, length, width, turning radius and ground clearance can be subject to variance of + or - 3%. Dimensions listed are for scooter only. Overall measurements will vary based on seating and accessory selections.

N/M: This product is not a medical device and is not intended to assist, treat, diagnose, or alleviate any medical condition or disability.

*K0899 – power mobility device, not coded by DME PDAC.

**Not all accessories are available for all products. Please speak with your Provider for details and availability.

HCPCS codes provided should not be considered as legal advice and do not guarantee reimbursement. DME providers are responsible for determining appropriate billing codes when submitting for insurance reimbursement.

