



CATALOG 2026

## StoneArt® Planters, 3-16

A blend of durable resin and stone creates a unique façade with a high-end look for these indoor and outdoor planters.

ELLA PLANTERS.....	4	TERRARIUMS.....	12
NAPA PLANTERS.....	7	CACHE POTS.....	13
DOLCE PLANTERS.....	10	LENA PLANTER SETS.....	14
BOTANICAL PLANT STANDS.....	10	RUBI PLANTER SETS.....	15
CALI PLANTERS.....	11	FIJI PLANTER SETS.....	16

## ArtLumin® Planters, 17

BOLA PLANTERS.....	17
--------------------	----

## Plastic Planters & Watering Accessories, 18-27

Classic families of domestic resin planters and watering needs; made-to-last everyday basics for every home and garden.

BIG LOOPER HOSE HOLDER.....	18	MAJESTIC PLANTERS.....	24
MID-MOD WATERING CANS.....	19	URN PLANTERS.....	26
CLASSIC WATERING CANS.....	20	KETTLE PLANTERS.....	27
CHARACTER WATERING CANS.....	21	POLYPRO LINERS.....	27
COUNTRYSIDE PLANTERS.....	22	MEMORIAL VASES.....	27

Availability of products may vary. Color variations will occur.



**StoneArt**  
composition



**ArtLumin**  
composition

## PRODUCTS ACHIEVE GREEN CERTIFICATIONS

### StoneArt + ArtLumin

As global markets grow and expand, there are more consumers seeking safe, reliable and increasingly eco-conscious products. With both international and local proficiency, Intertek brings the qualifications you need to get your products in front of the right eyes.

These product lines have been independently verified to be made of:

**StoneArt** 50% post-consumer recycled (PCR) polypropylene material at minimum

**ArtLumin** 90% post-consumer recycled (PCR) polypropylene material at minimum



**Intertek**

No. GLF-05-APAC-23-1680



# StoneArt Planters

StoneArt planters are made with a proprietary blend of PCR polypropylene material and natural stone, giving each piece a one-of-a-kind look. This generous selection of planters in various shapes, sizes, applications, and neutral tones provides unlimited sales opportunities.




## StoneArt Planter Features:

- Keeps plants hydrated with its sub-irrigated Water-Minder™ reservoir\*
- Removable plug allows for use both indoors and outdoors without a saucer or tray
- Footed bottom provides airflow to root systems
- Made with recycled\*\* materials
- UV-stabilized and frost-resistant
- One-year limited warranty

*\*Included on all planters 5½" and larger only.*

*\*\*All colors except "white" are made from recycled materials.*

## WATER-MINDER™ RESERVOIR





# ELLA SQUARE PLANTERS

A TOP SELLER, ELLA'S SLEEK PROFILE AND CLEAN LINES ACCENTUATE ANY SPACE, LENDING ITS MODERN LOOK TO ALL SETTINGS.

SIZE	DIM. (L x W x H)				CASE	GREY	WHITE	MINT	BLACK	RUST
6"	6"	6"	6"		10	35060	35062	35066	35068	35069
8"	8"	8"	8"		10	35080	35082	35086	35088	35089
10"	10"	10"	9¾"		5	35100	35102	35106	35108	35109
12"	12"	12"	11½"		5	35120	35122	35126	35128	35129
14"	13½"	13½"	14"		5	---	---	---	35148	35149
16"	16"	16"	16"		5	---	---	---	35168	35169





PCR content has been independently verified by Intertek. See pg. 2.



**Intertek**

No. GLF-05-APAC-23-1680

## ELLA TALL PLANTERS

STATEMENT PIECES LIKE ELLA TALL PLANTERS FLANK DOORWAYS, PATIOS, AND DECKS; GIVING A LIFT TO SHRUBS AND GREENERY.

SIZE	DIM. (L x W x H)			CASE	GREY	WHITE	BLACK	RUST
13½"	7½"	7½"	13½"	5	35130	35132	35138	35139
19½"	10¼"	10¼"	19½"	2	35190	35192	35198	35199
27½"	14"	14"	27½"	2	35270	35272	35278	35279
35½"	16"	16"	35½"	1	35350	35352	35358	35359

### ELLA TALL PALLET

16/PK. — ITEM # 35280.16 QTY.  
(2 EA. SIZE GREY, WHITE, BLACK, RUST)

19½" ELLA TALL 8

27½" ELLA TALL 8

48"x40", SHIP WT. 275 LBS.





# ELLA FLOWER BOXES

EMBELLISHING A WINDOW OR ACCENTING A TABLETOP, ELLA FLOWER BOXES BRING DESIGN SENSIBILITY TO YOUR MOST DISCERNING CUSTOMER.

SIZE	DIM. (L x W x H)				CASE	GREY	BLACK
14¼"	14¼"	6½"	6¼"		5	36140	36148
21½"	21½"	6½"	6¼"		5	36220	36228



## ELLA LOW SQUARE PLANTERS

THESE POPULAR LOW SQUARE VESSELS ARE IDEAL FOR MINIATURE GARDENING AND CENTERPIECES.

SIZE	DIM. (L x W x H)				CASE	GREY	BLACK
10"	9¾"	9¾"	4¾"		5	36100	36108
12"	11¾"	11¾"	5½"		5	36120	36128



## ELLA WALL POTS

JAZZ UP ANY WALL OR FENCE WITH MODERN ELLA WALL POTS FOR AN EASY VERTICAL GARDEN! FLOWERS, TRAILING VINES, OR SUCCULENTS DEMAND A BEAUTIFUL LIVING WALL.

SIZE	DIM. (L x W x H)				CASE	GREY	BLACK	RUST
5½"	5½"	4¾"	6¼"		10	---	35058	35059
8½"	8½"	5¾"	7"		5	35090	35098	---
14½"	14½"	6¾"	7¾"		5	---	35158	---





PCR content has been  
independently verified by  
Intertek. See pg. 2.



**Intertek**

No. GLF-05-APAC-23-1680

## NAPA ROUND PLANTERS

A SMOOTH SERIES OF ROUND PLANTERS THAT PROVIDE A MODERN, UPSCALE  
LOOK IN ANY SETTING.

SIZE	DIM. (Ø x H)		CASE	GREY	RUST	WHITE	BLACK
6"	6¼"	6"	10	08060	08062	08064	08066
8"	8¼"	7¾"	10	08080	08082	08084	08086
10"	10½"	9½"	5	08100.05	08102.05	08104.05	08106.05
12"	12½"	11½"	5	08120.05	08122.05	08124.05	08126.05
16"	16¾"	16"	3	---	08162.03	---	---

SOME NAPA ROUND PLANTERS CAN BE PAIRED WITH  
BOTANICAL PLANT STANDS (PAGE 10).







**Intertek**

No. GLF-05-APAC-23-1680

PCR content has been  
independently verified by  
Intertek. See pg. 2.



## NAPA SANDED BOWLS

THE NEW 'SANDED' FINISH OFFERS A SOFT, BRUSHED TEXTURE THAT ADDS A SUBTLE, SOPHISTICATED TOUCH TO ANY SPACE.

SIZE	DIM. (Ø x H)		CASE	GREY
10"	9¾"	4¾"	5	31107
12"	12"	5¾"	5	31127



# NAPA BOWLS

SIZE	DIM. (Ø x H)		CASE	GREY	WHITE	BLACK	RUST
10"	9¾"	4¾"	5	31100	31102	31108	31109
12"	12"	5¾"	5	31120	31122	31128	31129
16"	15¾"	10"	5	---	---	31168	31169

# NAPA HANGING BOWLS

NAPA HANGING BOWLS ARE THE PERFECT ALTERNATIVE TO THE TRADITIONAL HANGING BASKET, AND LOOK BEAUTIFUL BOTH INDOORS AND OUTDOORS.

SIZE	DIM. (Ø x H)		CASE	GREY	WHITE	BLACK	RUST
10"	9¾"	4¾"	5	32100	32102	32108	32109
12"	12"	5¾"	5	32120	32122	32128	32129



# NAPA MINI BOWLS

SIZE	DIM. (Ø x H)		QTY.
5"	5"	2¼"	20

20/PK. — ITEM # 70811  
(10 EA. GREY, WHITE)



## DOLCE ROUND PLANTERS

A SIMPLE, CLASSIC SHAPE THAT IS A SURE CROWD PLEASER, DOLCE'S TRADITIONAL PROFILE FITS NICELY IN ANY INDOOR OR OUTDOOR SETTING.

SIZE	DIM. (Ø x H)		CASE	GREY	RUST	WHITE	BLACK
6"	6½"	6"	10	03060	03062	03064	03068
8"	8½"	7½"	10	03080	03082	03084	03088
10"	10½"	9¾"	5	03100.05	03102.05	03104.05	03108.05
12"	12¾"	11½"	5	03120.05	03122.05	03124.05	03128.05

SOME DOLCE ROUND PLANTERS CAN BE PAIRED WITH BOTANICAL PLANT STANDS.

## BOTANICAL PLANT STANDS

ON-TREND BOHO STYLE METAL PLANT STANDS ARE DESIGNED TO FIT DOLCE, NAPA, AND CALI PLANTERS.

SIZE	DIM. (Ø x H)		CASE	ITEM #
8"	8"	7"	5	04513
10"	10"	9"	5	04523
12"	12"	11"	5	04533







## CALI ROUND PLANTERS

TEXTURED BANDS BRING ANOTHER LAYER OF DEPTH TO THESE MODERN TAPERED PLANTERS—AN INVITING UPTICK IN STYLE. FITS 8", 10", 12" BOTANICAL PLANT STANDS.

SIZE	DIM. (Ø X H)		CASE	MINT	TAUPE	BLACK
6"	6¼"	6"	10	34061	34063	---
8"	8¼"	7¾"	10	34081	34083	34088
10"	10½"	9½"	5	34101	34103	34108
12"	12½"	11½"	5	---	---	34128



PCR content has been independently verified by Intertek. See pg. 2.

Intertek

No. GLF-05-APAC-23-1680





## NAPA TERRARIUMS

NAPA TERRARIUMS PROVIDE AN INDOOR GARDEN FULL OF WHIMSY! WITH A LARGE OPENING ON TOP, IT'S EASY TO STYLE AND ARRANGE AIR PLANTS, SUCCULENTS, MOSS, STONES, GNOMES, AND MORE. FEATURES LIGHTWEIGHT MATERIALS AND A SHATTER-RESISTANT RESIN LID.

SIZE	DIM. (Ø x H)	CASE	GREY	TAUPE
10"	10" 6½"	2	08710	08713



## SPROUT HOUSE MINI TERRARIUMS

LIKE LITTLE GREENHOUSES, "SPROUT HOUSE" MINI TERRARIUMS ARE IDEAL FOR SEED-STARTING, HOUSING CARNIVOROUS OR TROPICAL PLANTS, AND GROWING FRESH HERBS. EACH MINI TERRARIUM IS PACKED IN A STYLISH BOX, PERFECT FOR GIFTING.

### CACHE POT SPROUT HOUSE

SIZE	*DIM. (Ø x H)	CASE	COLORS	ITEM #
5"	5" 9¼"	6	3 EA. GREY/TAUPE	70088

\*WITH LID ATTACHED



**Intertek**

No. GLF-05-APAC-23-1680

PCR content has been independently verified by Intertek. See pg. 2.



# 5" CACHE POTS

SIMPLE, COLORFUL, AND PRACTICAL—CACHE POTS ARE IDEAL FOR DROP-INS WITH GROWERS AND RETAILERS.



## CACHE POT BRIGHT SET

24/PK. — ITEM # 70801  
(6 EA. PINK, AQUA, LIME, GRAPE)

SIZE	DIM. (Ø X H)		QTY.
5"	5"	5½"	24



## CACHE POT NEUTRAL SET

24/PK. — ITEM # 70802  
(6 EA. BLACK, GREY, TAUPE, TERRA)

SIZE	DIM. (Ø X H)		QTY.
5"	5"	5½"	24

# 3" MINI CACHE POTS

SEIZE THE SUCCULENT TREND AND MINI GARDEN MANIA BY OFFERING A COZY HOME FOR FAVORED SEDUM, ALOE, AND OTHER TINY-TOT PLANTS!

## MINI CACHE POT SET

24/PK. — ITEM # 70810  
(6 EA. GREY, TAUPE, WHITE, MINT)

SIZE	DIM. (Ø X H)		QTY.
3"	3⅛"	3½"	24





## LENA ROUND HANGING PLANTER SETS

A POPULAR DESIGN WITH A MID-CENTURY MODERN FEEL,  
LENA HANGING PLANTERS COME NESTED IN A SET OF TWO.

COLOR	ITEM #	CASE
GREY	64200	4 (SETS OF 2)
WHITE	64202	4 (SETS OF 2)

8 TOTAL ITEMS PER CASE.

SIZE	DIM. (Ø X H)	
------	--------------	--

7"	6¾"	6"
----	-----	----

8"	8"	7⅞"
----	----	-----

A NESTED SET CONSISTS OF 2 SIZES,  
SINGLE COLOR. 4 SETS PER CASE.







# RUBI SQUARE PLANTER SETS

AN ON-TREND CUBE DESIGN, RUBI SQUARE PLANTERS COME NESTED IN A SET OF THREE.

COLOR	ITEM #	CASE
GREY	65000	4 (SETS OF 3)
WHITE	65002	4 (SETS OF 3)

12 TOTAL ITEMS PER CASE.

SIZE	DIM. (L X W X H)			
6"	6"	6"	5¼"	
7"	6¾"	6¾"	6"	
8"	8"	8"	7⅛"	

A NESTED SET CONSISTS OF 3 SIZES, SINGLE COLOR. 4 SETS PER CASE.



# LENA ROUND PLANTER SETS

A SLEEK MID-CENTURY MODERN DESIGN — LENA ROUND PLANTERS COME NESTED IN A SET OF THREE.

COLOR	ITEM #	CASE
GREY	64000	4 (SETS OF 3)
WHITE	64002	4 (SETS OF 3)

12 TOTAL ITEMS PER CASE.

SIZE	DIM. (Ø X H)		
6"	6"	5¼"	
7"	6¾"	6"	
8"	8"	7⅛"	

A NESTED SET CONSISTS OF 3 SIZES, SINGLE COLOR. 4 SETS PER CASE.



PCR content has been independently verified by Intertek. See pg. 2.

Intertek

No. GLF-05-APAC-23-1680





## FIJI ROUND PLANTER SETS

A SET OF THREE MODERN PLANTERS TAKES THE GUESSWORK OUT OF DECORATING. CRAFTED WITH A BOTTOM CURVE THAT SOFTLY HUGS THE FLOOR, FIJI PLANTERS ARE PERFECT FOR QUAIN GROUPINGS IN ANY SETTING.



**Intertek**

No. GLF-05-APAC-23-1680

PCR content has been independently verified by Intertek. See pg. 2.

COLOR	ITEM #	CASE
GREY	17000	1 (SET OF 3)
RUST	17003	1 (SET OF 3)
BLACK	17008	1 (SET OF 3)

3 TOTAL ITEMS PER CASE.

SIZE	DIM. (Ø X H)	
11"	11"	9½"
13"	13"	11¾"
15"	15"	13"

A NESTED SET CONSISTS OF 3 SIZES PER CASE, SINGLE COLOR.







## ArtLumin Planters

ArtLumin Planters are made from a blend of **90% PCR** polypropylene and organic fiber. ArtLumin received **Intertek Certification**, an esteemed designation explained further on page 2.

### BOLA ROUND PLANTERS

BOLA PLANTERS HAVE A SHIMMERY METALLIC UNDERTONE, WITH NATURAL MATERIALS. THESE PLANTERS HAVE A WATER-MINDER FEATURE AND FOOTED BOTTOM FOR AIR FLOW.



SIZE	DIM. (Ø x H)		CASE	BONE	NAVY	ONYX
7"	6¼"	6"	10	17071	17076	17079
9"	8¼"	7¾"	10	17091	17096	17099
11"	10½"	9½"	9	17111	17116	17119
13"	12½"	11½"	5	17131	17136	17139

### BOLA SANDED PLANTERS

BOLA IS NOW AVAILABLE IN THE NEW SANDED, BRUSHED FINISH FOR A SOFT, SOPHISTICATED LOOK.

SIZE	DIM. (Ø x H)		CASE	GREY
7"	6¼"	6"	10	17077
9"	8¼"	7¾"	10	17097
11"	10½"	9½"	9	17117
13"	12½"	11½"	5	17137





# Plastic Planters and Watering Accessories

This assortment of resin products - from everyday basics to timeless classics are sure to please. We're proud to say products on pages 18-27 are

**MADE IN USA and recyclable.**



## BIG LOOPER HOSE HOLDER

UNIQUE GRADUATED DESIGN ALLOWS FOR EASY-OFF, EASY-ON ORGANIZATION.

- PERFECT FOR 50' STANDARD HOSES, CAN HOLD UP TO 75'
- PATENTED DESIGN FOR ORGANIZED STORAGE AND KINK-FREE USAGE
- PULL OFF ONLY AS MUCH HOSE AS NEEDED
- MOUNTING BRACKET INCLUDED
- HOLDER EASILY LIFTS OFF BRACKET FOR CLEANING AND STORAGE
- DURABLE RESIN WITH UV INHIBITOR
- J-HOOK FOR NOZZLE PLACEMENT



DIM. (L x W x H)	CASE	GREY	BLACK
18 3/4" x 6 3/4" x 8"	6	43000	43008








# MID-MOD WATERING CANS

A GARDENER'S DELIGHT IN BOTH COMFORT AND SIMPLISTIC STYLE! THIS MODERN WATERER CHECKS ALL THE BOXES:

- TWO GALLON CAPACITY
- DURABLE AND UV STABLE
- LARGE FILL HOLE
- ELONGATED NECK AND HANDLE FOR EASE OF USE
- LIGHTWEIGHT, BALANCED, EASY CARRY AND POUR
- RECYCLABLE AND MADE IN USA

ITEM #	CAPACITY	CASE	COLORS	
31002	2 GAL.	10	GREEN	
31006	2 GAL.	10	BLACK	

USES REPLACEMENT NOZZLE 30412





TWO GALLON

ONE GALLON

HALF GALLON

## WATERING CANS

DESIGNED FOR EASE, COMFORT, AND SUPERIOR FUNCTION, THESE WATERING CANS ARE A STAPLE FOR EVERY GARDENER. OFFERED IN A VARIETY OF COLORS, THESE TOP-SELLERS ARE A HIT.

### DELUXE



ITEM #	CAPACITY	CASE	COLORS
30402	2 GAL.	12	SKY
30409	2 GAL.	12	BLUE
30411	2 GAL.	12	RED
30413	2 GAL.	12	GREEN



ITEM #	CAPACITY	CASE	COLORS
30702	1 GAL.	6	SKY
30705	1 GAL.	6	RED



ITEM #	CAPACITY	CASE	COLORS
30601	½ GAL.	6	GREEN
30602	½ GAL.	6	PEARL
30605	½ GAL.	6	RED

ALSO AVAILABLE:  
ITEM # 30412 REPLACEMENT 2-GAL. NOZZLE, CASE OF 12

### CLASSIC



ITEM #	CAPACITY	CASE	COLORS
30301	2 GAL.	12	HUNTER GREEN
30301.96	2 GAL.	96	HUNTER GREEN

(30301.96 SOLD AS 8 CASES OF 12 PIECES, TOTALING 96 PIECES.)




CHARACTER WATERING CANS

CHARACTER CANS ARE WHIMSICAL, FUNCTIONAL AND ENJOYED BY CHILDREN AND ADULTS ALIKE!



ITEM #	CAPACITY	CASE	COLOR
30500	1¼ GAL.	10	PINK



ITEM #	CAPACITY	CASE	COLOR
30104	1 GAL.	6	YELLOW



ITEM #	CAPACITY	CASE	COLOR
30901	1½ GAL.	10	GREEN



ITEM #	CAPACITY	CASE	COLOR
30806	¾ GAL.	6	ORANGE
30809	¾ GAL.	6	BLUE

# COUNTRYSIDE PLANTERS

DESIGNED WITH CLASSIC LINES IN A VARIETY OF SHAPES AND SIZES. EACH PLANTER FEATURES A DEEP ROOT ZONE, DRAIN HOLES AND PLUGS.



## TUBS & PATIO PLANTERS

THESE LARGER PLANTERS ARE PERFECT FOR SPRUCING UP ANY SPACE; CORNERS, PORCHES, PATIOS AND MORE.

(L x W x H)			CASE	SAGE	WHITE	BROWN	TERRA	BLACK	SOIL CAP.
14"	14"	13"	10	26140	26142	26143	26145	26148	18.0
18"	18"	15"	10	26180	26182	26183	26185	26188	35.4
27"	12"	10"	10	26270	26272	26273	26275	26278	26.3



(SOIL CAPACITY MEASURED ONE INCH FROM TOP OF CONTAINER IN DRY QUARTS.)



## FLOWER BOX PLANTERS

CHOOSE COUNTRYSIDE FLOWER BOX PLANTERS FOR A SHOWY DISPLAY UNDER WINDOWS, ON PORCHES AND DECKS, AND ALONG WALKWAYS.

(L x W x H)			CASE	SAGE	WHITE	BROWN	TERRA	BLACK	SOIL CAP.
18"	8"	6½"	10	16190	16192	16193	16195	16198	8.0
24"	8"	6½"	10	16240	16242	16243	16245	16248	9.5
30"	8"	6½"	10	16300	16302	16303	16305	16308	11.2
36"	8"	6½"	10	16360	16362	16363	16365	16368	13.9



(SOIL CAPACITY MEASURED ONE INCH FROM TOP OF CONTAINER IN DRY QUARTS.)



## FLOWER BOX PLANTER TRAYS

THE PERFECT MATCH FOR COUNTRYSIDE FLOWER BOXES. PROTECTS DECKS, PATIOS AND INDOOR AREAS.

(L x W x H)			CASE	SAGE	WHITE	BROWN	TERRA	BLACK
18"	7"	1"	10	10180	10182	10183	10185	10188
24"	7"	1"	10	10240	10242	10243	10245	10248
30"	7"	1"	10	10300	10302	10303	10305	10308
36"	7"	1"	10	10360	10362	10363	10365	10368












RAILING PLANTERS

DEEP TROUGHS AND DURABLE CONSTRUCTION SET THIS PLANTER APART. A TIGHT FIT ON STANDARD 2" x 4" RAILINGS STEADY AND SECURE THE PLANTER. A MUST-HAVE TO INVIGORATE ANY DECK OR PORCH RAIL!

DIM. (L x W x H)			CASE	SAGE	WHITE	BROWN	TERRA	BLACK	SOIL CAP.
16"	12"	10"	4	26160	26162	26163	26165	26168	11.3
24"	12"	10"	4	26240	26242	26243	26245	26248	18.3
									

(SOIL CAPACITY MEASURED ONE INCH FROM TOP OF CONTAINER IN DRY QUARTS.)



# MAJESTIC PLANTERS

CLEAN LINES, SIMPLE PROFILES, AND SNAP-ON TRAYS DEFINE THIS LINE'S CONTEMPORARY LOOK.

## WINDOWSILL PLANTER

A PICTURE-PERFECT POT FOR POPULAR PLANT BABIES! WINDOWSILL PLANTER HOLDS THE EQUIVALENT OF THREE 4" PLANTERS AND IS FITTED FOR MOST INTERIOR SILLS. MADE OF LIGHTWEIGHT PLASTIC WITH A SOFT MATTE FINISH.

SIZE	DIM. (L x W x H)				CASE	GREY	WHITE	TAUPE	SOIL CAP.
12"	12"	12"	6"		10	14120	14122	14123	2.6



## HERB & SUCCULENT TRIO PLANTER

TRIO PLANTER IS A TIDY TUB FOR TRIPLET PLANTINGS. ATTACHED TRAY GRABS WATER OVERFLOW. OFFERED IN POPULAR MATTE NEUTRALS.

SIZE	DIM. (L x W x H)			CASE	GREY	WHITE	TAUPE	SOIL CAP.
12"	12"	4"	3"	6	10010	10012	10013	1.32

## LARGE GARDEN PLANTER

SHOWCASE HOME GROWN HERBS, GREENS, OR FLOWERS IN THIS LARGE GARDEN PLANTER. A SIMPLISTIC DESIGN IN MATTE-FINISH NEUTRAL TONES, THIS VERSATILE PLANTER IS PERFECT FOR USE ON A TABLETOP AS A CENTERPIECE.

SIZE	DIM. (L x W x H)				CASE	GREY	WHITE	TAUPE	SOIL CAP.
12"	12"	12"	6"		5	10020	10022	10023	6.36

(SOIL CAPACITY MEASURED ONE INCH FROM TOP OF CONTAINER IN DRY QUARTS.)







### LOW PROFILE CYLINDER POTS

AT THE CORE OF MCM STYLE IS THE EMPHASIS ON SIMPLICITY, FUNCTIONALITY, AND A HARMONIOUS BLEND OF FORM AND FUNCTION. THE SOFT MATTE FINISH OF THESE PLANTERS ENHANCES THEIR MID-CENTURY APPEAL, GIVING A SENSE OF UNDERSTATED LUXURY.

SIZE	DIM. (Ø x H)		CASE	GREY	WHITE	BLACK
4.5"	4½"	3½"	20	20040	20044	20048
6.5"	6½"	6¾"	10	20060	20064	20068
8.5"	8½"	8¾"	10	20080	20084	20088
10.5"	10½"	8½"	5	20100	20104	20108
12.5"	12½"	12½"	5	20120	20124	20128

### FULL DEPTH CYLINDER POTS

HOUSE PLANTS AND MID-CENTURY MODERN TRENDS BRING THESE CYLINDER POTS TO LIFE. A GLOSSY FINISH AND ATTACHED TRAY MAKE THESE PLANTERS A BEST SELLER!

SIZE	DIM. (Ø x H)		CASE	GREY	WHITE	BLACK
6"	6¼"	5¼"	10	10060	10062	10068
8"	8¼"	7¼"	10	10080	10082	10088
10"	10½"	9¾"	5	10100	10102	10108
12"	12½"	11¾"	5	10120	10122	10128
14"	14¼"	13¾"	5	10140	10142	10148





## GRECIAN URNS

WITH ITS ELEGANT DETAIL, THE GRECIAN URN FEATURES TWO-PIECE CONSTRUCTION WITH DRILL-OUT DRAIN HOLES IN UV-STABLE RESIN.

SIZE	DIM. (Ø x H)		CASE	WHITE	STONE	BLACK	SOIL CAP.
12"	12"	11"	12	39122	39126	39128	4
18"	18"	14½"	6	39182	39186	39188	13.62

(SOIL CAPACITY MEASURED ONE INCH FROM TOP OF CONTAINER IN DRY QUARTS.)

## CLASSIC URNS

A TIMELESS PLANTER, THE CLASSIC URN FEATURES TWO-PIECE CONSTRUCTION WITH DRILL-OUT DRAIN HOLES IN UV-STABLE RESIN.

SIZE	DIM. (Ø x H)		CASE	WHITE	STONE	BLACK	SOIL CAP.
14"	14"	14"	12	38142	38146	38148	9
19"	19"	19"	6	38192	38196	38198	24

(SOIL CAPACITY MEASURED ONE INCH FROM TOP OF CONTAINER IN DRY QUARTS.)







# ANTIQUE KETTLES

BLACK KETTLES IN UV-STABLE RESIN INCLUDE ROTATING BLACK HANDLE, THREE-LEGGED DESIGN, AND DRILL-OUT HOLES FOR DRAINAGE.

SIZE	DIM. (Ø x H)		CASE	ITEM #
9"	9"	7"	6	48098
12"	12"	9½"	6	48128
15"	15"	12"	6	48158

(HEIGHT INCLUDES HANDLE MOUNT ON SIDES.)

# POLYPRO FLOWER BOX PLANTERS/LINERS

UV-STABLE RESIN WITH DRILL-OUT HOLES FOR DRAINAGE.



DIM. (L x W x H)			CASE	GREEN	WHITE	BLACK	SOIL CAP.
18"	8"	5"	10	02181	02182	02188	5
24"	8"	5"	10	02241	02242	02248	6.7
30"	8"	5"	10	02301	02302	02308	9.2
36"	8"	5"	10	02361	02362	02368	11

(SOIL CAPACITY MEASURED ONE INCH FROM TOP OF CONTAINER IN DRY QUARTS.)

# MEMORIAL VASES

CHOOSE FROM A FULL RANGE OF STYLES, COLORS, AND SIZES WITH THESE DURABLE CEMETERY VASES.



ITEM #	DESCRIPTION	DIM. (Ø x H)		STEM	CASE	COLOR
05011	ROUND BOTTOM	3"	7"	3"	36	GREEN
05013	ROUND BOTTOM	3"	7"	3"	36	BRONZE
05016	ROUND BOTTOM	3"	7"	3"	36	STONE
05121	FLAT BOTTOM (SM.)	4"	6¾"	3"	36	GREEN
05131	FLAT BOTTOM (LG.)	4¾"	8"	3"	36	GREEN
05041	CLASSIC CONE**	4¾"	8¾"	2¼"	36	GREEN
05071	PLAIN CONE	4½"	8¼"	2¼"	36	GREEN
05081	"IN LOVING MEMORY"	5¼"	9¼"	2¼"	36	GREEN

\*REMOVABLE, LOCKING STEMS.


\*\*ALL PIECES ARE PLASTIC EXCLUDING THE CLASSIC CONE WHICH IS METAL.



**ROOTANDVESSEL.COM | 1.800.4GARDEN (442.7336)**

© 2025 NOVELTY MANUFACTURING CO.  
1330 LOOP ROAD, LANCASTER, PA 17601-3116  
TEL: 717.392.1128 | NOVELTYMFG.COM

 /rootandvessel

 /noveltymfg

