




ATLANTA WHEELS
Accessory Catalog
ATLANTAWHEELS.COM



TABLE OF CONTENTS

Spline Lugs	4
Hex Lugs	8
Bullet Lugs	10
Acorn Lugs	12
Mag Lugs	20
Specialty Lugs	25
Lug Bolts	26
Wheel Locks	28
Washers / Wheel Studs	31
TPMS Wheel Sensor	32
Valve Stems	33
Wheel Weights / Inserts	34
Hub Covers	35
Wheel Installation Kits	38
Billet Spacers	42
Universal Spacers	43
Billet Wheel Adapters	44
Billet Dual Drilled Adapters	46
Press-In Wheel Studs	47
Hub Centric Rings	48
Stainless Steel Simulators	51
Tools	52
Display Merchandise	53
ABS Wheel Covers	54
Lug Nut Thread Size Chart	55



BLACK SPLINE LUGS


By popular demand, Topline Products proudly presents Black Spline Lug Nuts. Featuring a unique "Cathodic Electro Deposition" finish that is extremely resistant to rust, these black spline lugs are a perfect complement to the popular black wheels sold in today's market. Our Black Spline Lugs also feature a 6-Spline style which help fitment on small diameter lug pockets.



BLACK PASSENGER SPLINE LUGS (0.79 DIAMETER)

Thread Size	Bulk Part No.	Clamshell Part No.
7/16" R.H.	C7002B	C7002B-4
1/2" R.H.	C7004B	C7004B-4
12MM x 1.25" R.H.	C7006B	C7006B-4
12MM x 1.50" R.H.	C7007B	C7007B-4
12MM x 1.75" R.H.	C7008B	C7008B-4
14MM x 1.50" R.H. (0.91 DIAMETER)	C7009B	C7009B-4

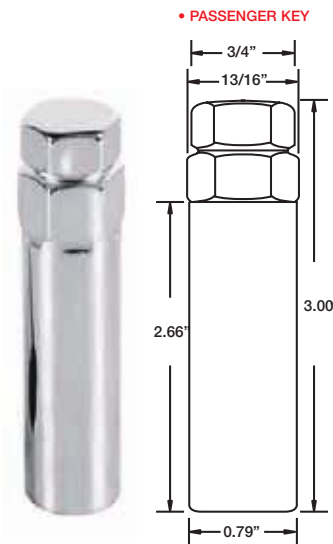
BULK PACK = 100/BOX



BLACK TRUCK SPLINE LUGS (0.91 DIAMETER)

Thread Size	Bulk Part No.	Clamshell Part No.
1/2" R.H.	C7104B	C7104B-4
14MM x 1.50" R.H.	C7109B	C7109B-4
9/16" R.H.	C7110B	C7110B-4
14MM x 2.00" R.H.	C7111B	C7111B-4

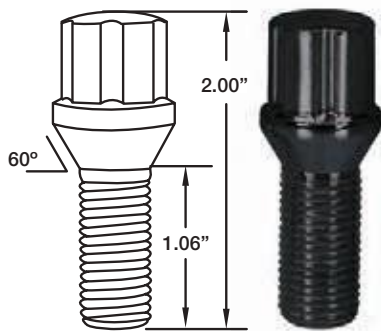
BULK PACK = 50/BOX



BLACK PASSENGER SPLINE KEY ADAPTER

Hex Size	Bulk Part No.	Clamshell Part No.
PASSENGER - 0.79" - 3/4", 13/16" HEX	C7301B	C7301B-1


BULK PACK = 30/BOX



BLACK SPLINE LUG BOLTS (0.79 DIAMETER)

Thread Size	Bulk Part No.	Clamshell Part No.
12MM x 1.25" R.H.	C7206B	C7206B-4
12MM x 1.50" R.H.	C7207B	C7207B-4
14MM x 1.25" R.H.	C7212B	C7212B-4
14MM x 1.50" R.H.	C7209B	C7209B-4

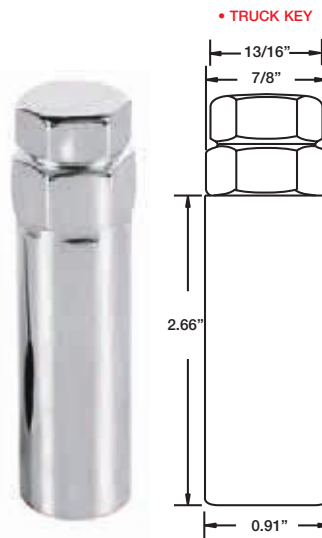
BULK PACK = 60/BOX



XL BLACK SPLINE LUG BOLTS (0.79 DIAMETER)

Thread Size	Bulk Part No.	Clamshell Part No.
12MM X 1.50" R.H.	C7207BL	C7207BL-4
14MM X 1.50" R.H.	C7209BL	C7209BL-4
14MM X 1.25" R.H.	C7212BL	C7212BL-4

BULK PACK = 60/BOX



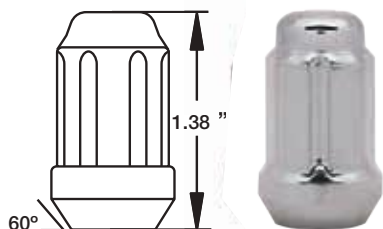
BLACK TRUCK SPLINE KEY ADAPTER

Hex Size	Bulk Part No.	Clamshell Part No.
TRUCK - 0.91" - 3/4", 13/16" HEX	C7303B	C7303B-1

BULK PACK = 30/BOX

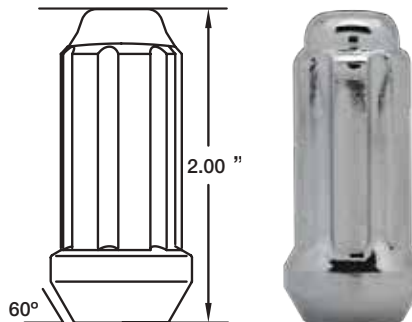
PREMIUM CHROME SPLINE LUGS

Topline Premium Chrome Spline lug nuts are the next evolution in chrome quality. Our Premium Chrome Spline Lug Nuts feature a triple nickel chrome plating process, and exceed a 48 hour salt spray test, for maximum prevention of rust or corrosion. Additionally, these lugs are cold forged and case hardened heat treated for best-in-class hardness, and utilize a 6-point spline for fitment on small diameter lug pockets.



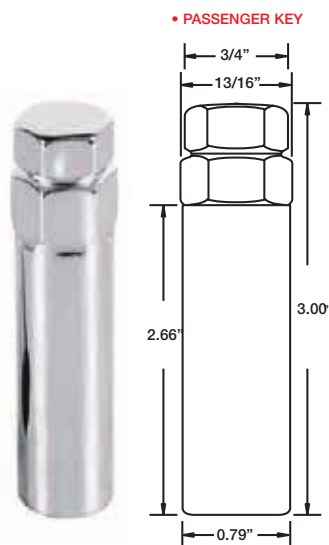
PREMIUM CHROME PASSENGER SPLINE LUGS
(0.79 DIAMETER)

Thread Size	Bulk Part No.	Clamshell Part No.
1/2" R.H.	C7004C	C7004C-4
12MM X 1.25" R.H.	C7006C	C7006C-4
12MM X 1.50" R.H.	C7007C	C7007C-4
14MM X 1.50" R.H.	C7009C	C7009C-4
(0.91 DIAMETER)		
BULK PACK = 100/BOX		



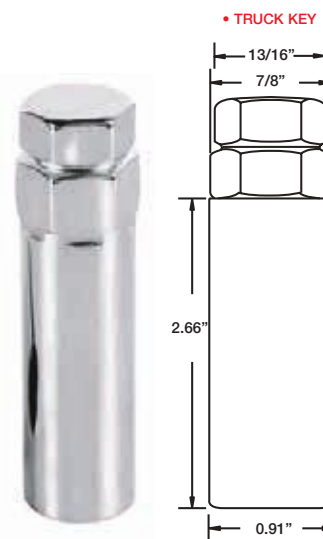
PREMIUM CHROME TRUCK SPLINE LUGS
(0.91 DIAMETER)

Thread Size	Bulk Part No.	Clamshell Part No.
14MM X 1.50" R.H.	C7109C	C7109C-4
9/16" R.H.	C7110C	C7110C-4
14MM X 2.00" R.H.	C7111C	C7111C-4
BULK PACK = 50/BOX		



PREMIUM CHROME PASSENGER SPLINE KEY ADAPTER

Hex Size	Bulk Part No.	Clamshell Part No.
PASSENGER - 0.79" - 3/4", 13/16" HEX	C7301B	C7301B-1
BULK PACK = 30/BOX		



PREMIUM CHROME TRUCK SPLINE KEY ADAPTER

Hex Size	Bulk Part No.	Clamshell Part No.
TRUCK - 0.91" - 3/4", 13/16" HEX	C7303B	C7303B-1
BULK PACK = 30/BOX		



PASSENGER SPLINE LUGS

Our Spline Lugs are specifically constructed to fit tuner style wheels that have smaller diameter recesses. In comparison to "Hex Style" lug nuts, they feature seven splines on a closed-end design; have more gripping power for installation and removal, extended stud engagement and a larger seating surface.

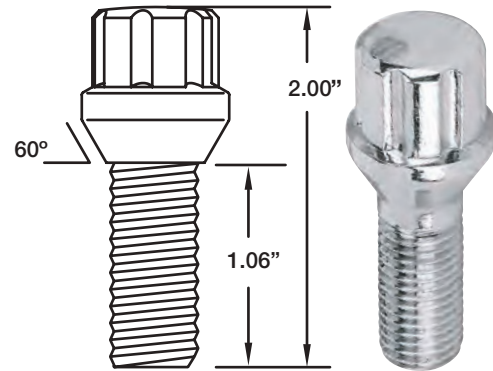


**PASSENGER SPLINE LUGS
(0.79 DIAMETER)**

Thread Size	Bulk Part No.	Clamshell Part No.
7/16" R.H.	C7002	C7002-4
1/2" R.H.	C7004	C7004-4
12MM X 1.25" R.H.	C7006	C7006-4
12MM X 1.50" R.H.	C7007	C7007-4
12MM X 1.75" R.H.	C7008	C7008-4
BULK PACK = 100/BOX		


**HEAT TREATED PASSENGER
SPLINE LUGS
(0.79 DIAMETER)**

Thread Size	Bulk Part No.	Clamshell Part No.
7/16" R.H.	C7002H	C7002H-4
1/2" R.H.	C7004H	C7004H-4
12MM X 1.25" R.H.	C7006H	C7006H-4
12MM X 1.50" R.H.	C7007H	C7007H-4
12MM X 1.75" R.H.	C7008H	C7008H-4
BULK PACK = 100/BOX		



**HEAT TREATED PASSENGER
SPLINE LUG BOLTS
(0.79 DIAMETER)**

Thread Size	Clamshell Part No.	
12MM X 1.25" R.H.	C7206	C7206B-4
12MM X 1.50" R.H.	C7207	C7207B-4
14MM X 1.25" R.H.	C7212	C7212B-4
14MM X 1.50" R.H.	C7209	C7209B-4
BULK PACK = 50/BOX		

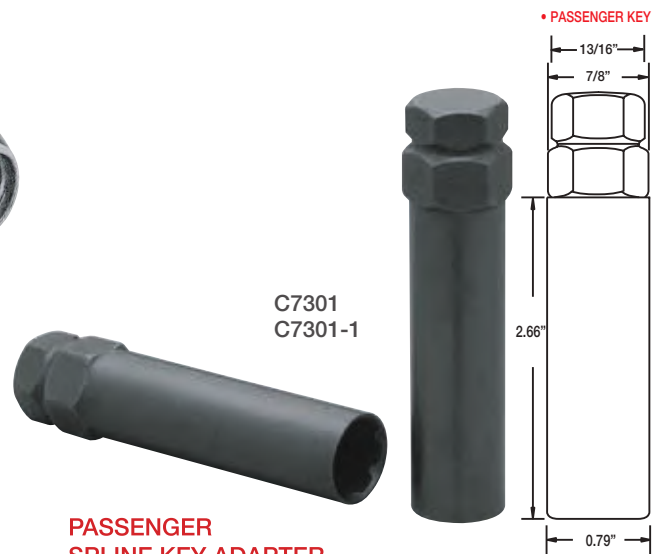


**PASSENGER OPEN END
SPLINE LUGS
(0.79 DIAMETER)**

Thread Size	Bulk Part No.	Clamshell Part No.
1/2" R.H.	C7004-0	C7004-0-4
12MM X 1.25" R.H.	C7006-0	C7006-0-4
12MM X 1.50" R.H.	C7007-0	C7007-0-4
BULK PACK = 100/BOX		

**HEAT TREATED PASSENGER
OPEN END SPLINE LUGS
(0.79 DIAMETER)**

Thread Size	Bulk Part No.	Clamshell Part No.
1/2" R.H.	C7004-0H	C7004-0H-4
12MM X 1.25" R.H.	C7006-0H	C7006-0H-4
12MM X 1.50" R.H.	C7007-0H	C7007-0H-4
BULK PACK = 100/BOX		



**PASSENGER
SPLINE KEY ADAPTER**


Hex Size	Bulk Part No.	Clamshell Part No.
PASSENGER - 0.79" - 3/4", 13/16"	C7301	C7301-1
BULK PACK = 50/BOX		

PASSENGER / TRUCK SPLINE LUGS



**PASSENGER ET SPLINE LUGS
(0.79 DIAMETER)**

Thread Size	Bulk Part No.	Clamshell Part No.
7/16" R.H.	C7002ET	C7002ET-4
1/2" R.H.	C7004ET	C7004ET-4
12MM X 1.25" R.H.	C7006ET	C7006ET-4
12MM X 1.50" R.H.	C7007ET	C7007ET-4
12MM X 1.75" R.H.	C7008ET	C7008ET-4
BULK PACK = 100/BOX		




**TRUCK SPLINE LUGS
(0.91 DIAMETER)**

Thread Size	Bulk Part No.	Clamshell Part No.
1/2" R.H.	C7104	C7104-4
14MM X 1.50" R.H.	C7109	C7109-4
9/16" R.H.	C7110	C7110-4
14MM X 2.00" R.H.	C7111	C7111-4
BULK PACK = 50/BOX		

**HEAT TREATED
TRUCK SPLINE LUGS
(0.91 DIAMETER)**

Thread Size	Bulk Part No.	Clamshell Part No.
1/2" R.H.	C7104H	C7104H-4
14MM X 1.50" R.H.	C7109H	C7109H-4
9/16" R.H.	C7110H	C7110H-4
14MM X 2.00" R.H.	C7111H	C7111H-4
BULK PACK = 50/BOX		

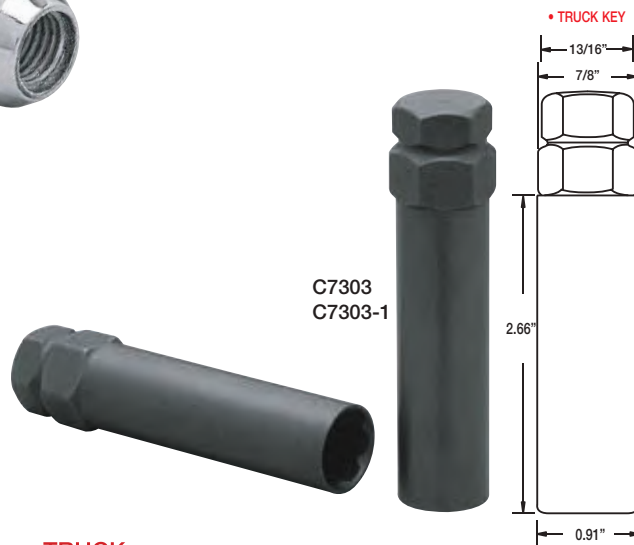


**TRUCK OPEN END SPLINE LUGS
(0.91 DIAMETER)**

Thread Size	Bulk Part No.	Clamshell Part No.
1/2" R.H.	C7104-0	C7104-0-4
14MM X 1.50" R.H.	C7109-0	C7109-0-4
9/16" R.H.	C7110-0	C7110-0-4
14MM X 2.00" R.H.	C7111-0	C7111-0-4
BULK PACK = 100/BOX		

**HEAT TREATED TRUCK OPEN END
SPLINE LUGS
(0.91 DIAMETER)**

Thread Size	Bulk Part No.	Clamshell Part No.
1/2" R.H.	C7104-OH	C7104-OH-4
14MM X 1.50" R.H.	C7109-OH	C7109-OH-4
9/16" R.H.	C7110-OH	C7110-OH-4
14MM X 2.00" R.H.	C7111-OH	C7111-OH-4
BULK PACK = 100/BOX		



**TRUCK
SPLINE KEY ADAPTER**

Hex Size	Bulk Part No.	Clamshell Part No.
TRUCK - 0.91" - 13/16", 7/8"	C7303	C7303-1
BULK PACK = 50/BOX		



HEX LUGS

Designed to address the tightest tolerance lug holes found in tuner style wheels, our Hex Lugs and Hex Wheel Locks are case hardened and triple chrome plated for maximum durability. They feature a stepped adapter (key) to fit both 3/4" and 13/16" sockets, which are the most popular sizes for passenger cars. The lock sets contain 1 adapter key and 4 wheel locks, and are available in the following packaging configurations: Bagged with Header Card, Clamshell or Shrink-Wrapped Cards.

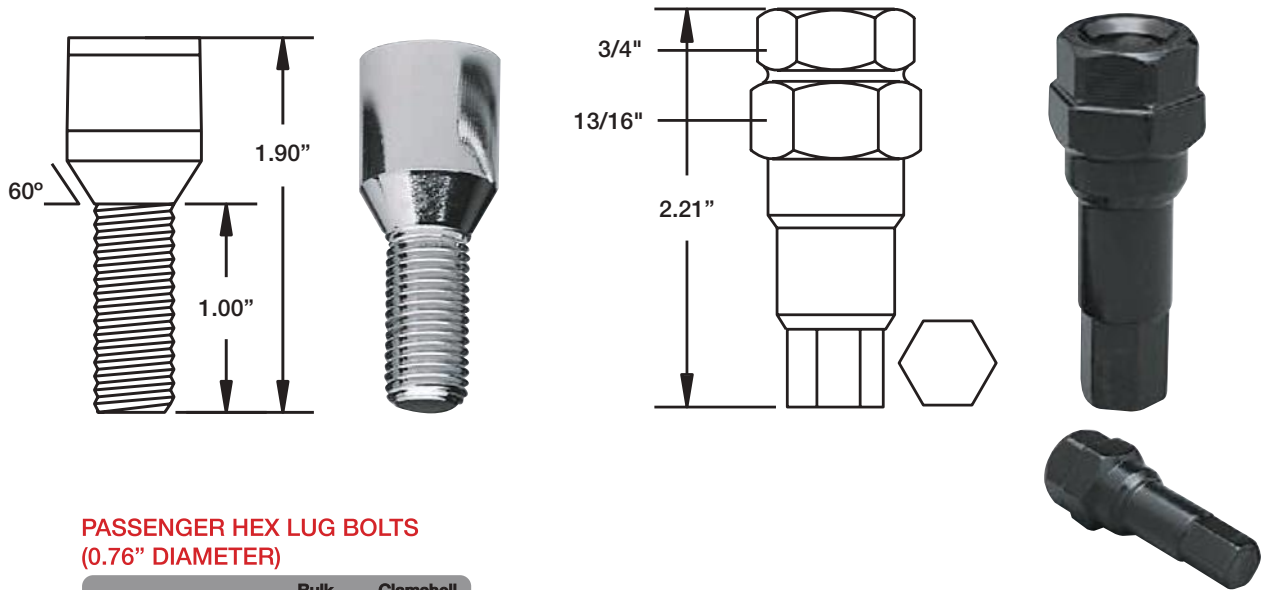
PASSENGER HEX WHEEL LUGS



PASSENGER HEX LUG NUTS (0.76" DIAMETER)

Thread Size	Chrome Bulk Part No.	Chrome Clamshell Part No.	Blue Bulk Part No.	Blue Clamshell Part No.	Red Bulk Part No.	Red Clamshell Part No.
7/16" R.H.	C6002	C6002-4	C6002B	C6002B-4	C6002R	C6002R-4
1/2" R.H.	C6004	C6004-4	C6004B	C6004B-4	C6004R	C6004R-4
12MM X 1.25" R.H.	C6006	C6006-4	C6006B	C6006B-4	C6006R	C6006R-4
12MM X 1.50" R.H.	C6007	C6007-4	C6007B	C6007B-4	C6007R	C6007R-4

BULK PACK = 100/BOX



PASSENGER HEX LUG BOLTS (0.76" DIAMETER)

Thread Size	Bulk Part No.	Clamshell Part No.
12MM X 1.50" R.H.	C6207	C6207-4
14MM X 1.50" R.H.	C6209	C6209-4

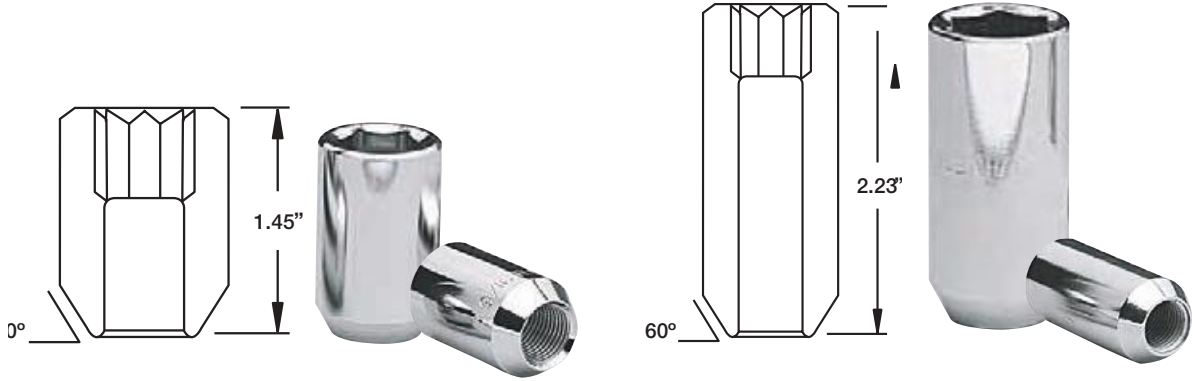
BULK PACK = 50/BOX

PASSENGER HEX KEY ADAPTERS

Thread Size	Bulk Part No.	Clamshell Part No.
PASSENGER - 19MM, 21MM	C6301	C6301-1
PASSENGER - 17MM, 19MM	C6302	C6302-1

BULK PACK = 50/BOX

TRUCK HEX WHEEL LUGS

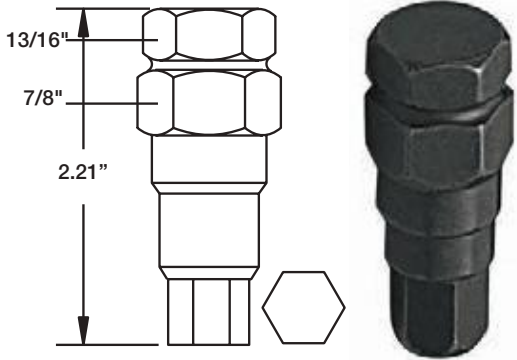


TRUCK HEX LUGS (0.92" DIAMETER)

Thread Size	Bulk Part No.	Clamshell Part No.
1/2" R.H.	C6104	C6104-4
14MM X 1.50" R.H.	C6109	C6109-4
9/16" R.H.	C6110	C6110-4
14MM X 2.00" R.H.	C6111	C6111-4
BULK PACK = 60/BOX		

XL TRUCK HEX LUGS (0.92" DIAMETER)

Thread Size	Bulk Part No.	Clamshell Part No.
14MM X 1.50" R.H.	C6109XL	C6109XL-4
9/16" R.H.	C6110XL	C6110XL-4
14MM X 2.00" R.H.	C6111XL	C6111XL-4
BULK PACK = 20/BOX		



TRUCK HEX KEY ADAPTERS

Thread Size	Bulk Part No.	Clamshell Part No.
TRUCK - 13/16", 7/8"	C6303	C6303-1
BULK PACK = 30/BOX		



PASSENGER HEX WHEEL LOCKS

Thread Size	Bulk Part No.	Clamshell Part No.
1/2" R.H.	C46405	C46405C
12MM X 1.25" R.H.	C46605	C46605C
12MM X 1.50" R.H.	C46705	C46705C
BULK PACK = 50 SETS/BOX		



BULLET LOCK SETS



The BULLET Wheel Lock Security System offers the consumer the highest level of wheel protection available. All BULLET locks manufactured by Topline Products use only the finest grades of materials. Our BULLET lugs are Triple Chrome-Plated for a long lasting finish, and heat-treated for optimum durability, and backed by our lifetime warranty. The result is the finest quality product available to protect and showcase your wheels.



BULLET* WHEEL LOCK SECURITY SYSTEM

Thread Size	Part No.	Application	Description	Finish	Warranty
7/16" R.H.	C48205S-16	4 LUG	16 LOCKS, 2 KEYS	CHROME	LIFETIME**
1/2" R.H.	C48405S-16	4 LUG	16 LOCKS, 2 KEYS	CHROME	LIFETIME**
12MM X 1.25" R.H.	C48605S-16	4 LUG	16 LOCKS, 2 KEYS	CHROME	LIFETIME**
12MM X 1.50" R.H.	C48705S-16	4 LUG	16 LOCKS, 2 KEYS	CHROME	LIFETIME**
7/16" R.H.	C48205S-20	5 LUG	20 LOCKS, 2 KEYS	CHROME	LIFETIME**
1/2" R.H.	C48405S-20	5 LUG	20 LOCKS, 2 KEYS	CHROME	LIFETIME**
12MM X 1.25" R.H.	C48605S-20	5 LUG	20 LOCKS, 2 KEYS	CHROME	LIFETIME**
12MM X 1.50" R.H.	C48705S-20	5 LUG	20 LOCKS, 2 KEYS	CHROME	LIFETIME**
12MM X 1.75" R.H.	C48805S-20	5 LUG	20 LOCKS, 2 KEYS	CHROME	LIFETIME**
17MM & 3/4" HEX	C6313		REPLACEMENT LOCK KEY	CHROME	



BULLET* WHEEL LOCK SET

Thread Size	Part No.	Description	Finish	Warranty
7/16" R.H.	C48205C	4 BULLET LOCKS, 1 LOCK KEY	CHROME	LIFETIME**
1/2" R.H.	C48405C	4 BULLET LOCKS, 1 LOCK KEY	CHROME	LIFETIME**
12MM X 1.25" R.H.	C48605C	4 BULLET LOCKS, 1 LOCK KEY	CHROME	LIFETIME**
12MM X 1.50" R.H.	C48705C	4 BULLET LOCKS, 1 LOCK KEY	CHROME	LIFETIME**
12MM X 1.75" R.H.	C48805C	4 BULLET LOCKS, 1 LOCK KEY	CHROME	LIFETIME**
17MM & 3/4" HEX	C6313	REPLACEMENT LOCK KEY	CHROME	

BULK PACK = 50 SETS / BOX

BULLET* WHEEL INSTALLATION KIT

Thread Size	Part No.	Application	Description	Finish	Warranty
1/2" R.H.	C22404	4 LUG	12 BULLET LUGS, 4 BULLET LOCKS, (1) 17MM SOCKET, (1) LOCK KEY	CHROME	LIFETIME**
12MM X 1.25" R.H.	C22604	4 LUG	12 BULLET LUGS, 4 BULLET LOCKS, (1) 17MM SOCKET, (1) LOCK KEY	CHROME	LIFETIME**
12MM X 1.50" R.H.	C22704	4 LUG	12 BULLET LUGS, 4 BULLET LOCKS, (1) 17MM SOCKET, (1) LOCK KEY	CHROME	LIFETIME**
7/16" R.H.	C22205	5 LUG	16 BULLET LUGS, 4 BULLET LOCKS, (1) 17MM SOCKET, (1) LOCK KEY	CHROME	LIFETIME**
1/2" R.H.	C22405	5 LUG	16 BULLET LUGS, 4 BULLET LOCKS, (1) 17MM SOCKET, (1) LOCK KEY	CHROME	LIFETIME**
12MM X 1.25" R.H.	C22605	5 LUG	16 BULLET LUGS, 4 BULLET LOCKS, (1) 17MM SOCKET, (1) LOCK KEY	CHROME	LIFETIME**
12MM X 1.50" R.H.	C22705	5 LUG	16 BULLET LUGS, 4 BULLET LOCKS, (1) 17MM SOCKET, (1) LOCK KEY	CHROME	LIFETIME**
12MM X 1.75" R.H.	C22805	5 LUG	16 BULLET LUGS, 4 BULLET LOCKS, (1) 17MM SOCKET, (1) LOCK KEY	CHROME	LIFETIME**
17MM & 3/4" HEX	C6312	-	REPLACEMENT SOCKET FOR BULLET LUGS	CHROME	-
17MM & 3/4" HEX	C6313	-	REPLACEMENT KEY FOR BULLET LOCKS	CHROME	-

BULLET LUGS / MAGNUM LUGS



Using our patented designs, these aggressive lug nuts are highlighted by tips that feature either a BULLET shaped lug nut or a Shotgun Shell shaped lug nut. All of our BULLET and MAGNUM lugs are hardened for maximum rigidity, triple chrome-plated for a beautifully long lasting finish, and are backed by our lifetime warranty. You will absolutely love the quality and design of these exclusively designed parts!

PASSENGER BULLET LUG NUTS 17MM HEX, 1.75" TALL



Thread Size	Bulk Part No.	Description	Finish	Warranty
7/16" R.H.	C1002B	50 BULLET LUGS	CHROME	LIFETIME**
1/2" R.H.	C1004B	50 BULLET LUGS	CHROME	LIFETIME**
12MM X 1.25" R.H.	C1006B	50 BULLET LUGS	CHROME	LIFETIME**
12MM X 1.50" R.H.	C1007B	50 BULLET LUGS	CHROME	LIFETIME**
12MM X 1.75" R.H.	C1008B	50 BULLET LUGS	CHROME	LIFETIME**
17MM & 3/4" HEX	C6312	BULLET SOCKET	CHROME	

BULK PACK = 50 / BOX

PASSENGER BULLET WHEEL LOCKS 17MM HEX, 1.75" TALL



Thread Size	Bulk Part No.	Description	Finish	Warranty
7/16" R.H.	C1002L	50 BULLET LOCKS	CHROME	LIFETIME**
1/2" R.H.	C1004L	50 BULLET LOCKS	CHROME	LIFETIME**
12MM X 1.25" R.H.	C1006L	50 BULLET LOCKS	CHROME	LIFETIME**
12MM X 1.50" R.H.	C1007L	50 BULLET LOCKS	CHROME	LIFETIME**
12MM X 1.75" R.H.	C1008L	50 BULLET LOCKS	CHROME	LIFETIME**
17MM & 3/4" HEX	C6313	BULLET LOCK KEY	CHROME	

BULK PACK = 50/ BOX

TRUCK BULLET LUG NUTS 13/16" HEX, 2.75" TALL



Thread Size	Bulk Part No.	Description	Finish	Warranty
1/2" R.H.	C3204B	50 BULLET LUGS	CHROME	LIFETIME**
14MM X 1.50" R.H.	C3209B	50 BULLET LUGS	CHROME	LIFETIME**
9/16" R.H.	C3210B	50 BULLET LUGS	CHROME	LIFETIME**
14MM X 2.00" R.H.	C3211B	50 BULLET LUGS	CHROME	LIFETIME**
13/16" HEX	C410-4	1/2" DRIVE SOCKET		

BULK PACK = 50/BOX

MAGNUM DUPLEX LUG NUTS 7/8" HEX, 2.38" TALL

MAGNUM SERIES

Chrome Duplex Conical Seat Lug Nuts


*U.S. PATENT D460,398S

**U.S. PATENT D460,347S

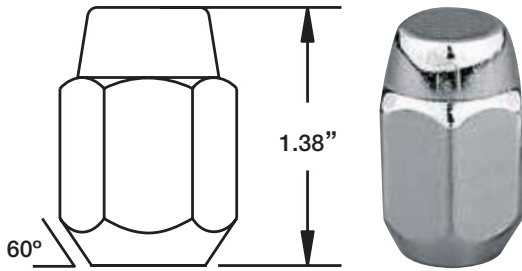


Thread Size	Bulk Part No.	Description	Finish	Warranty
1/2" R.H.	C3204M	50 MAGNUM LUGS	CHROME	LIFETIME**
14MM X 1.50" R.H.	C3209M	50 MAGNUM LUGS	CHROME	LIFETIME**
9/16" R.H.	C3210M	50 MAGNUM LUGS	CHROME	LIFETIME**
14MM X 2.00" R.H.	C3211M	50 MAGNUM LUGS	CHROME	LIFETIME**

BULK PACK = 50/BOX



ACORN LUGS

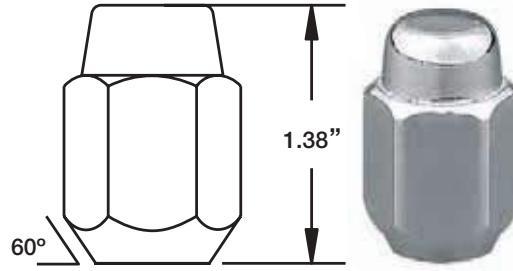


ONE PIECE ACORN 13/16" HEX

Thread Size	Bulk Part No.	Clamshell Part No.
10MM X 1.25"	C1001	C1001-4
7/16" R.H.	C1002	C1002-4
1/2" R.H.	C1004	C1004-4
12MM X 1.25" R.H.	C1006	C1006-4
12MM X 1.50" R.H.	C1007	C1007-4
14MM X 1.50" R.H.	C1009	C1009-4

BULK PACK = 100/BOX

Specifically for use with wheels that have a 60° tapered seat. Compared to two-piece lugs, these lugs offer more thread engagement on the wheel stud.

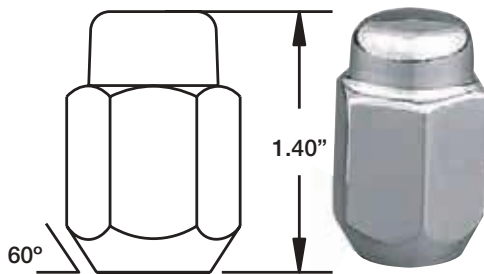


TWO PIECE ACORN 13/16" HEX

Thread Size	Bulk Part No.	Clamshell Part No.
7/16" R.H.	C1202	C1202-4
1/2" R.H.	C1204	C1204-4
1/2" L.H.	C1205	C1205-4
12MM X 1.25" R.H.	C1206	C1206-4
12MM X 1.50" R.H.	C1207	C1207-4
14MM X 1.50" R.H.	C1209	C1209-4

BULK PACK = 100/BOX

Specifically for use with wheels that have a 60° tapered seat. These lugs are fitted with a cap that pops off if the vehicle's studs extend past the length of the lug nut, preventing stripping of the wheel stud.



HEAT TREATED TWO PIECE ACORN 13/16" HEX

Thread Size	Bulk Part No.	Clamshell Part No.
7/16" R.H.	C1402	C1402-4
1/2" R.H.	C1404	C1404-4
1/2" L.H.	C1405	C1405-4
12MM X 1.25" R.H.	C1406	C1406-4
12MM X 1.50" R.H.	C1407	C1407-4
14MM X 1.50" R.H.	C1409	C1409-4

BULK PACK = 100/BOX

Specifically for use with wheels that have a 60° tapered seat. These lugs are heat-treated for increased hardness and safety.






**OPEN END BULGE ACORN
3/4" HEX, ZINC PLATED**

Thread Size	Bulk Part No.	Clamshell Part No.
7/16" R.H.	C1302B	C1302B-4
1/2" R.H.	C1304B	C1304B-4
12MM X 1.25" R.H.	C1306B	C1306B-4
12MM X 1.50" R.H.	C1307B	C1307B-4
12MM X 1.75" R.H.	C1308B	C1308B-4
14MM X 1.50" R.H.	C1309B34	C1309B34-4
14MM X 1.50" R.H. 13/16" HEX	C1309B	C1309B-4
9/16" R.H.	C1310B34	C1310B34-4
9/16" R.H. 13/16" HEX	C1310B	C1310B-4
14MM X 2.00" R.H.	C1311B34	C1311B34-4
14MM X 2.00" R.H. 13/16" HEX	C1311B	C1311B-4
1/2" R.H. 13/16" HEX	C1324B	C1324B-4

BULK PACK = 100/BOX

Specifically for use with wheels that have a 60° tapered seat. These open-end lugs feature a "bulge" at the taper, to allow for greater seating engagement. These lugs can also be used with wheels with caps covering the lugs. The bulge shelf prevents the lug socket from scoring the wheel.



**HEAT TREATED
OPEN END BULGE ACORN
3/4" HEX, ZINC PLATED**

Thread Size	Bulk Part No.	Clamshell Part No.
7/16" R.H.	C1302BH	C1302BH-4
1/2" R.H.	C1304BH	C1304BH-4
12MM X 1.25" R.H.	C1306BH	C1306BH-4
12MM X 1.50" R.H.	C1307BH	C1307BH-4
12MM X 1.75" R.H.	C1308BH	C1308BH-4
14MM X 1.50" R.H.	C1309BH34	C1309BH34-4
14MM X 1.50" R.H. 13/16" HEX	C1309BH	C1309BH-4
9/16" R.H.	C1310BH34	C1310BH34-4
9/16" R.H. 13/16" HEX	C1310BH	C1310BH-4
14MM X 2.00" R.H.	C1311BH34	C1311BH34-4
14MM X 2.00" R.H. 13/16" HEX	C1311BH	C1311BH-4

BULK PACK = 100/BOX

Specifically for use with wheels that have a 60° tapered seat. These open-end lugs feature a "bulge" at the taper, to allow for greater seating engagement. Also for use with wheels with caps covering the lugs. The bulge shelf prevents the lug socket from scoring the wheel.

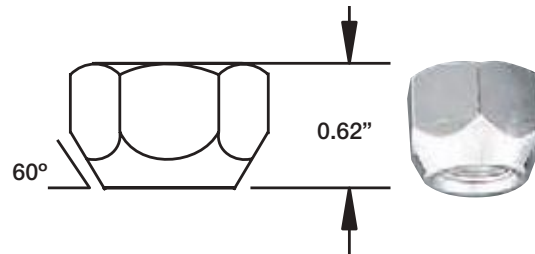


**HEAT TREATED
OPEN END BULGE ACORN
17mm HEX, ZINC PLATED**

Thread Size	Bulk Part No.	Clamshell Part No.
1/2" R.H.	C1304B17	C1304B17-4
12MM X 1.25" R.H.	C1306B17	C1306B17-4
12MM X 1.50" R.H.	C1307B17	C1307B17-4

BULK PACK = 100/BOX

Specifically for use with wheels that have a 60° tapered seat. These open-end lugs feature a "bulge" at the taper, to allow for greater seating engagement. Also for use with wheels with caps covering the lugs. The bulge shelf prevents the lug socket from scoring the wheel.



**SHORT OPEN END ACORN
3/4" HEX, ZINC PLATED**

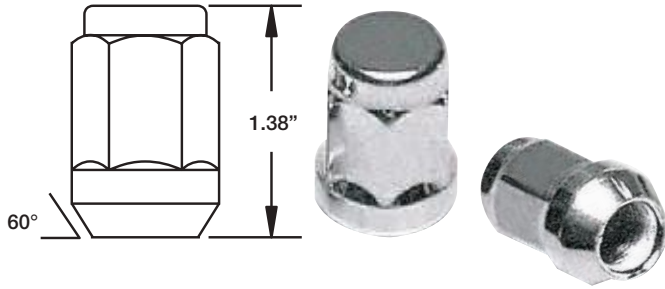
Thread Size	Bulk Part No.	Clamshell Part No.
7/16" R.H.	C1302	C1302-4
1/2" R.H.	C1304	C1304-4
12MM X 1.25" R.H.	C1306	C1306-4
12MM X 1.50" R.H.	C1307	C1307-4
14MM X 1.50" R.H. 13/16" HEX	C1309	C1309-4
1/2" R.H. 13/16" HEX	C1324	C1324-4

BULK PACK = 100/BOX

Specifically for use with wheels that have a 60° tapered seat. These lugs feature zinc plating, and are for use with wheels that have a cap covering the lugs or for use when the vehicle studs extend too far to use a closed-ended lug. These lugs are also used to secure thin wheel adapters.



BULGE ACORN LUGS



**ONE PIECE BULGE ACORN
3/4" HEX**

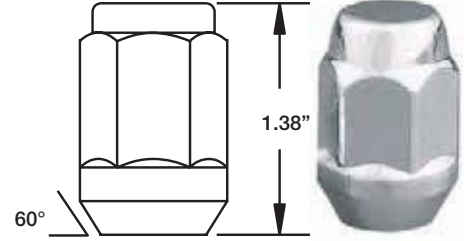
Thread Size	Bulk Part No.	Clamshell Part No.
7/16" R.H.	C1702	C1702-4
1/2" R.H.	C1704	C1704-4
12MM X 1.25" R.H.	C1706	C1706-4
12MM X 1.50" R.H.	C1707	C1707-4
BULK PACK = 100/BOX		

Specifically for use with wheels that have a 60° tapered seat. Featuring a 3/4" hex, these closed-end lugs feature a "bulge" at the taper, to allow for greater seating engagement and to prevent lug sockets from scoring the wheel.

**ONE PIECE BULGE ACORN
13/16" HEX**

Thread Size	Bulk Part No.	Clamshell Part No.
7/16" R.H.	C1702A	C1702A-4
1/2" R.H.	C1704A	C1704A-4
12MM X 1.25" R.H.	C1706A	C1706A-4
12MM X 1.50" R.H.	C1707A	C1707A-4
14MM X 1.50" R.H.	C1709	C1709-4
BULK PACK = 100/BOX		

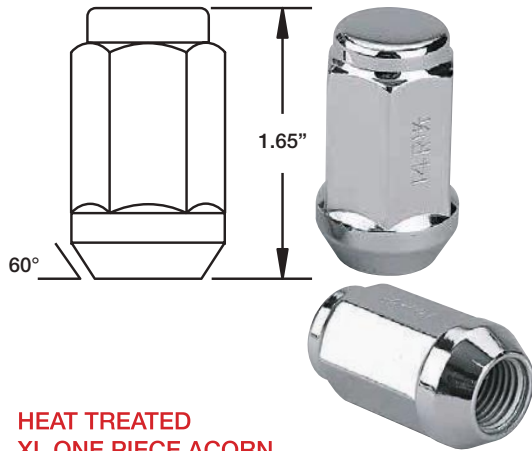
Specifically for use with wheels that have a 60° tapered seat. Featuring a 13/16" hex, these closed-end lugs feature a "bulge" at the taper, to allow for greater seating engagement and to prevent lug sockets from scoring the wheel.



**HEAT TREATED
ONE PIECE ACORN
3/4" HEX**

Thread Size	Bulk Part No.	Clamshell Part No.
7/16" R.H.	C1702H	C1702H-4
1/2" R.H.	C1704H	C1704H-4
12MM X 1.25" R.H.	C1706H	C1706H-4
12MM X 1.50" R.H.	C1707H	C1707H-4
12MM X 1.75" R.H.	C1708H	C1708H-4
14MM X 1.50" R.H.	C1709H34	C1709H34-4
14MM X 1.50" R.H. 13/16" HEX	C1709H	C1709H-4
BULK PACK = 100/BOX		

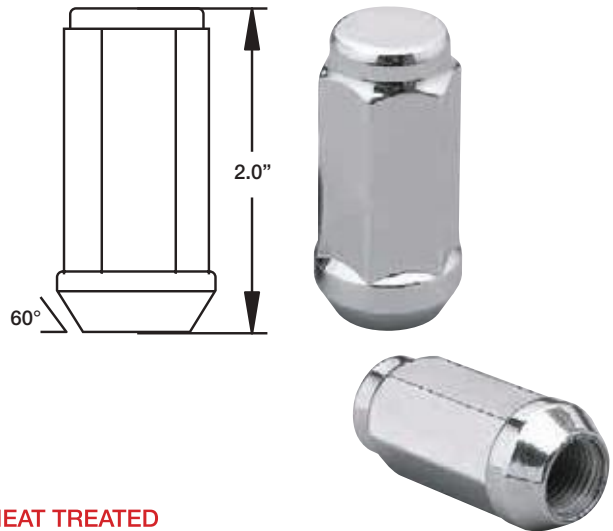
Specifically for use with wheels that have a 60° tapered seat. Featuring a 3/4" hex, these closed-end lugs feature a "bulge" at the taper, to allow for greater seating engagement and to prevent lug sockets from scoring the wheel.



**HEAT TREATED
XL ONE PIECE ACORN
3/4" HEX**

Thread Size	Bulk Part No.	Clamshell Part No.
7/16" R.H.	C1702HL	C1702HL-4
1/2" R.H.	C1704HL	C1704HL-4
12MM X 1.25" R.H.	C1706HL	C1706HL-4
12MM X 1.50" R.H.	C1707HL	C1707HL-4
12MM X 1.75" R.H.	C1708HL	C1708HL-4
14MM X 1.50" R.H.	C1709HL34	C1709HL34-4
14MM X 1.50" R.H. 13/16" HEX	C1709HL	C1709HL-4
9/16" R.H.	C1710HL34	C1710HL34-4
9/16" R.H. 13/16" HEX	C1710HL	C1710HL-4
14MM X 2.00" R.H.	C1711HL34	C1711HL34-4
14MM X 2.00" R.H. 13/16" HEX	C1711HL	C1711HL-4
BULK PACK = 50/BOX		

Specifically for use with wheels that have a 60° tapered seat. Available in 3/4" or 13/16" hex sizes, these heat-treated, bulge lugs are for use with vehicles with longer studs, to prevent lug wrenches from scoring the wheel.

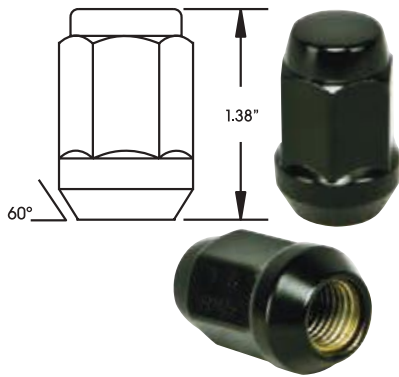


**HEAT TREATED
XXL ONE PIECE ACORN
3/4" HEX**

Thread Size	Bulk Part No.	Clamshell Part No.
14MM X 1.50" R.H.	C1709HLX34	C1709HLX34-4
14MM X 1.50" R.H. 13/16" HEX	C1709HLX	C1709HLX-4
9/16" R.H.	C1710HLX34	C1710HLX34-4
9/16" R.H. 13/16" HEX	C1710HLX	C1710HLX-4
14MM X 2.00" R.H.	C1711HLX34	C1711HLX34-4
14MM X 2.00" R.H. 13/16" HEX	C1711HLX	C1711HLX-4
BULK PACK = 50/BOX		

Specifically for use with wheels that have a 60° tapered seat. Available in 3/4" or 13/16" hex sizes, these heat-treated, bulge lugs are for use with vehicles with longer studs, to prevent lug wrenches from scoring the wheel.

BLACK BULGE ACORN LUGS



HEAT TREATED BLACK BULGE ACORN 3/4" HEX

Thread Size	Bulk Part No.	Clamshell Part No.
7/16" R.H.	C1702B	C1702B-4
1/2" R.H.	C1704B	C1704B-4
12MM X 1.25" R.H.	C1706B	C1706B-4
12MM X 1.50" R.H.	C1707B	C1707B-4
12MM X 1.75" R.H.	C1708B	C1708B-4
14MM X 1.50" R.H.	C1709B34	C1709B34-4

BULK PACK = 100/BOX

Specifically for use with wheels that have a 60° tapered seat. These Cathodic Electro Deposition finished lugs are extremely resistant to rust, peeling and scratching.

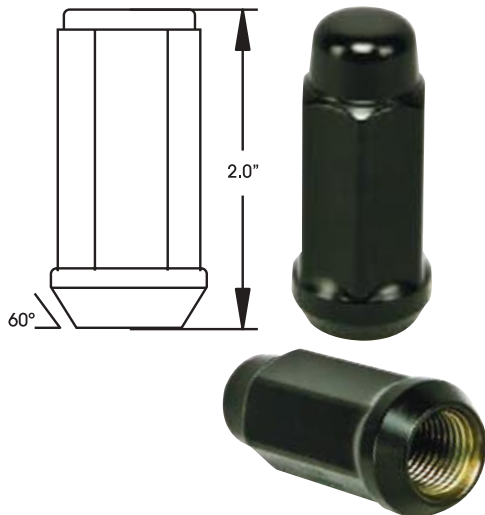


HEAT TREATED XL BLACK BULGE ACORN 3/4" HEX

Thread Size	Bulk Part No.	Clamshell Part No.
1/2" R.H.	C1704BL	C1704BL-4
12MM X 1.50" R.H.	C1707BL	C1707BL-4
12MM X 1.75" R.H.	C1708BL	C1708BL-4
14mm X 1.50" R.H.	C1709BL34	C1709BL34-4
9/16" R.H.	C1710BL34	C1710BL34-4
14MM X 2.00" R.H.	C1711BL34	C1711BL34-4

BULK PACK = 50/BOX

Specifically for use with wheels that have a 60° tapered seat. Featuring a 3/4" hex, these closed-end black lugs are a perfect complement to the popular black wheels sold in today's market.



HEAT TREATED XXL BLACK BULGE ACORN 3/4" HEX

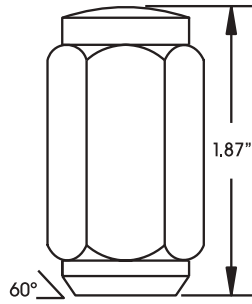
Thread Size	Bulk Part No.	Clamshell Part No.
14MM X 1.50" R.H.	C1709BLX34	C1709BLX34-4
9/16" R.H.	C1710BLX34	C1710BLX34-4
14MM X 2.00" R.H.	C1711BLX34	C1711BLX34-4

BULK PACK = 50/BOX

Specifically for use with wheels that have a 60° tapered seat. Available in a 3/4" hex sizes, these black acorn lugs are used with vehicles with extra-long studs.



DUPLEX ACORN LUGS



DUPLEX ACORN 7/8" HEX

Thread Size	Bulk Part No.	Clamshell Part No.
1/2" R.H.	C3004	C3004-4
1/2" L.H.	C3005	C3005-4
14MM X 1.50" R.H.	C3009	C3009-4
9/16" R.H.	C3010	C3010-4
9/16" L.H.	C3020	C3020-4
5/8" R.H.	C3030	C3030-4

BULK PACK = 50/BOX

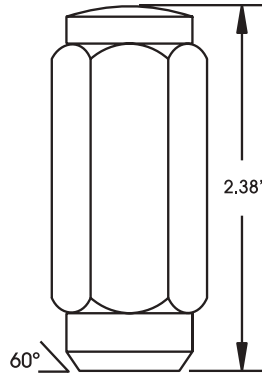
Specifically for use with wheels that have a 60° tapered seat. These duplex lugs are intended for 8 lug applications.

HEAT TREATED DUPLEX ACORN 7/8" HEX

Thread Size	Bulk Part No.	Clamshell Part No.
1/2" R.H.	C3004H	C3004H-4
1/2" L.H.	C3005H	C3005H-4
14MM X 1.50" R.H.	C3009H	C3009H-4
9/16" R.H.	C3010H	C3010H-4
9/16" L.H.	C3020H	C3020H-4

BULK PACK = 50/BOX

Specifically for use with wheels that have a 60° tapered seat. These duplex lugs are identical to the C3200 series, but are heat-treated for increased hardness.



XL DUPLEX ACORN 7/8" HEX

Thread Size	Bulk Part No.	Clamshell Part No.
1/2" R.H.	C3204	C3204-4
1/2" L.H.	C3205	C3205-4
14MM X 1.50" R.H.	C3209	C3209-4
9/16" R.H.	C3210	C3210-4
9/16" L.H.	C3220	C3220-4

BULK PACK = 50/BOX

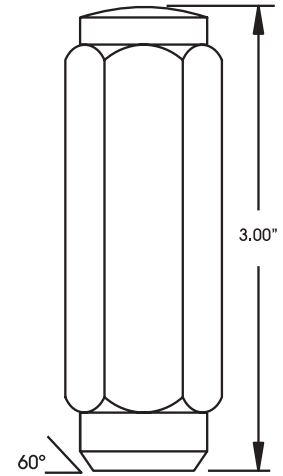
Specifically for use with wheels that have a 60° tapered seat. These duplex lugs are intended for 8 lug wheels, and are for use with vehicles with longer studs.

HEAT TREATED XL DUPLEX ACORN 7/8" HEX

Thread Size	Bulk Part No.	Clamshell Part No.
1/2" R.H.	C3204H	C3204H-4
1/2" L.H.	C3205H	C3205H-4
14MM X 1.50" R.H.	C3209H	C3209H-4
9/16" R.H.	C3210H	C3210H-4
14MM X 2.00" R.H.	C3211H	C3211H-4
9/16" L.H.	C3220H	C3220H-4

BULK PACK = 50/BOX

Specifically for use with wheels that have a 60° tapered seat. These duplex lugs are identical to the C3000 series, but are heat-treated for increased hardness.



SUPER XL DUPLEX ACORN 7/8" HEX

Thread Size	Bulk Part No.	Clamshell Part No.
9/16" R.H.	C3310	C3310-4

BULK PACK = 50/BOX

Specifically for use with wheels that have a 60° tapered seat. These duplex lugs are intended for 8 lug Ford applications that feature XXXL wheel studs.

HEAT TREATED SUPER XL DUPLEX ACORN 7/8" HEX

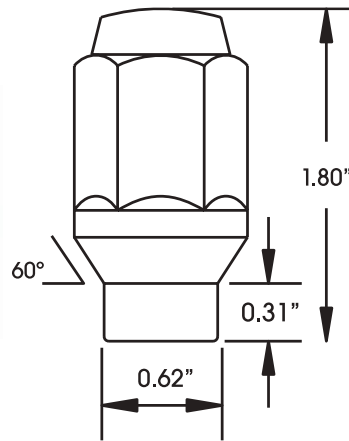
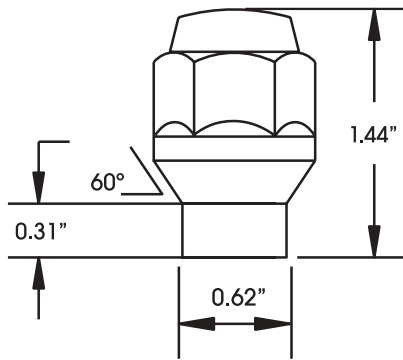
Thread Size	Bulk Part No.	Clamshell Part No.
9/16" R.H.	C3310H	C3310H-4

BULK PACK = 50/BOX

Specifically for use with wheels that have a 60° tapered seat. These duplex lugs are identical to the C3300 series, but are heat-treated for increased hardness.



BLACK ET STYLE BULGE ACORN LUGS



BLACK ET STYLE BULGE ACORN 3/4" HEX

Thread Size	Bulk Part No.	Clamshell Part No.
7/16" R.H.	C7802B	C7802B-4
1/2" R.H.	C7804B	C7804B-4
12MM X 1.25" R.H.	C7806B	C7806B-4
12MM X 1.50" R.H.	C7807B	C7807B-4
BULK PACK = 100/BOX		

Specifically designed for ET wheels, but also used for the purpose of perfectly centering the wheel on the lug hole, which allows for a lug-centric wheel fitment. These black ET style lugs also feature a "bulge" at the taper to allow for greater seating engagement. *Note - these lugs can only be used with properly-drilled ET lug holes. You can use Topline washers C785 or C786 with these lug nuts.

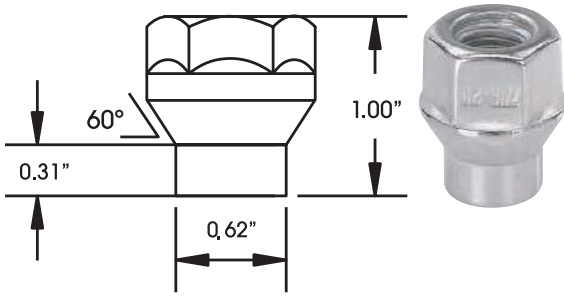
BLACK ET STYLE LONG BULGE ACORN 3/4" HEX

Thread Size	Bulk Part No.	Clamshell Part No.
7/16" R.H.	C7802BL	C7802BL-4
1/2" R.H.	C7804BL	C7804BL-4
12MM X 1.50" R.H.	C7807BL	C7807BL-4
BULK PACK = 50/BOX		

These black ET lugs are taller in height, to accommodate a longer vehicle stud. They also feature a "bulge" at the taper to allow for greater seating engagement. *Note - these lugs can only be used with properly-drilled ET lug holes. You can use Topline washers C785 or C786 with these lug nuts.



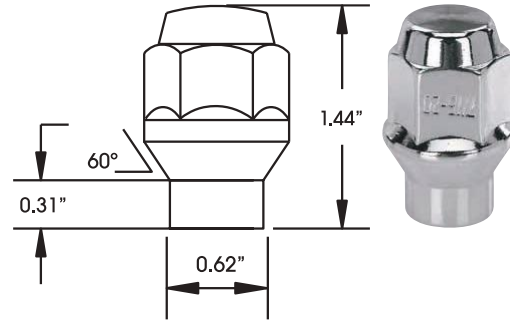
ET STYLE BULGE ACORN LUGS



ET STYLE OPEN END BULGE ACORN 3/4" HEX

Thread Size	Bulk Part No.	Clamshell Part No.
7/16" R.H.	C7802-0	C7802-0-4
1/2" R.H.	C7804-0	C7804-0-4
12MM X 1.25" R.H.	C7806-0	C7806-0-4
12MM X 1.50" R.H.	C7807-0	C7807-0-4
12MM X 1.75" R.H.	C7808-0	C7808-0-4
BULK PACK = 100/BOX		

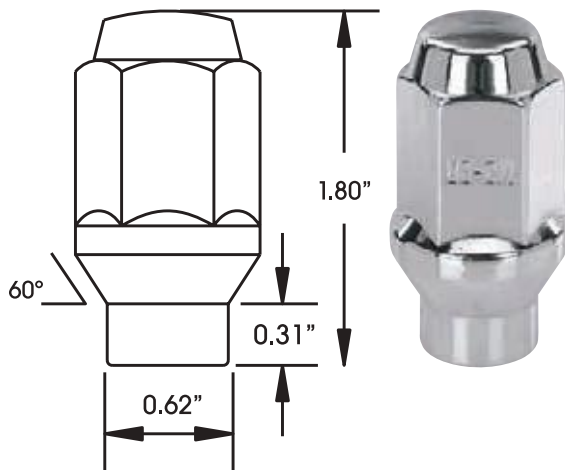
Identical to our C7600 series, these ET lugs are open-ended. They also feature a "bulge" at the taper to allow for greater seating engagement. *Note - these lugs can only be used with properly-drilled ET lug holes. You can use Topline washers C785 or C786 with these lug nuts.



ET STYLE BULGE ACORN 3/4" HEX

Thread Size	Bulk Part No.	Clamshell Part No.
7/16" R.H.	C7802	C7802-4
1/2" R.H.	C7804	C7804-4
12MM X 1.25" R.H.	C7806	C7806-4
12MM X 1.50" R.H.	C7807	C7807-4
12MM X 1.75" R.H.	C7808	C7808-4
BULK PACK = 100/BOX		

Specifically designed for ET wheels, but also used for the purpose of perfectly centering the wheel on the lug hole, which allows for a lug-centric wheel fitment. They also feature a "bulge" at the taper to allow for greater seating engagement. *Note - these lugs can only be used with properly-drilled ET lug holes. You can use Topline washers C785 or C786 with these lug nuts.

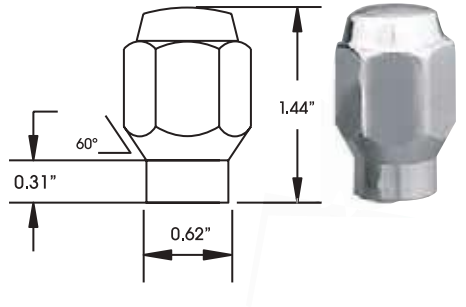
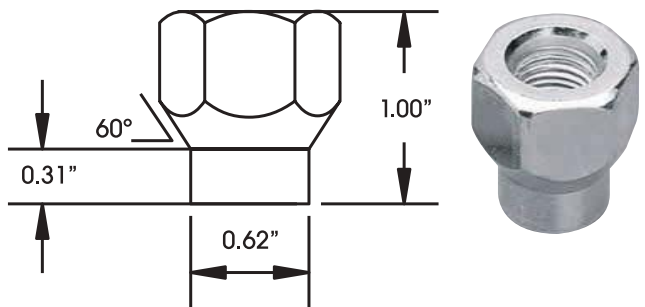


ET STYLE LONG BULGE ACORN 3/4" HEX

Thread Size	Bulk Part No.	Clamshell Part No.
7/16" R.H.	C7802L	C7802L-4
1/2" R.H.	C7804L	C7804L-4
12MM X 1.50" R.H.	C7807L	C7807L-4
12MM X 1.75" R.H.	C7808L	C7808L-4
BULK PACK = 50/BOX		

Identical to our C7800 series, these ET lugs are taller in height, to accommodate a longer vehicle stud. They also feature a "bulge" at the taper to allow for greater seating engagement. *Note - these lugs can only be used with properly-drilled ET lug holes. You can use Topline washers C785 or C786 with these lug nuts.





**ET STYLE
OPEN END ACORN
13/16" HEX**

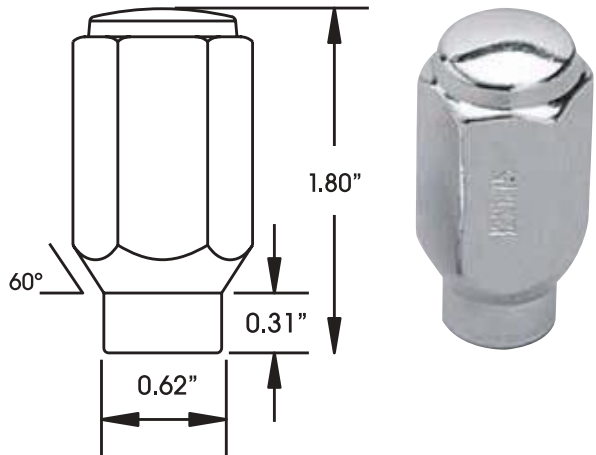
Thread Size	Bulk Part No.	Clamshell Part No.
10MM X 1.25" R.H.	C7601-0	C7601-0-4
7/16" R.H.	C7602-0	C7602-0-4
1/2" R.H.	C7604-0	C7604-0-4
12MM X 1.25" R.H.	C7606-0	C7606-0-4
12MM X 1.50" R.H.	C7607-0	C7607-0-4
12MM X 1.75" R.H.	C7608-0	C7608-0-4
BULK PACK = 100/BOX		

Specifically designed for ET wheels, but also used for the purpose of perfectly centering the wheel on the lug hole, which allows for a lug-centric wheel fitment. *Note - these lugs can only be used with properly-drilled ET lug holes. You can use Topline washers C785 or C786 with these lug nuts.

**ET STYLE ACORN
13/16" HEX**

Thread Size	Bulk Part No.	Clamshell Part No.
7/16" R.H.	C7602	C7602-4
1/2" R.H.	C7604	C7604-4
12MM X 1.25" R.H.	C7606	C7606-4
12MM X 1.50" R.H.	C7607	C7607-4
12MM X 1.75" R.H.	C7608	C7608-4
BULK PACK = 100/BOX		

Specifically designed for ET wheels, but also used for the purpose of perfectly centering the wheel on the lug hole, which allows for a lug-centric wheel fitment. *Note - these lugs can only be used with properly-drilled ET lug holes. You can use Topline washers C785 or C786 with these lug nuts.

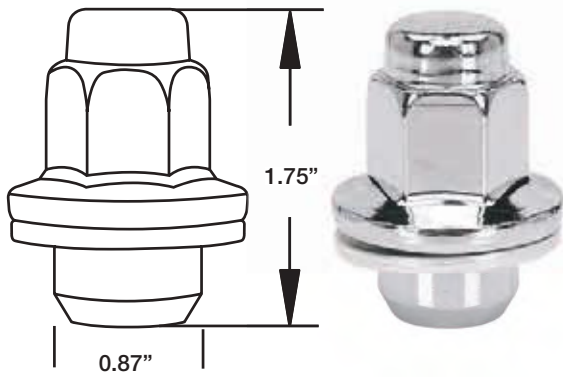


**ET STYLE LONG ACORN
13/16" HEX**

Thread Size	Bulk Part No.	Clamshell Part No.
1/2" R.H.	C7604L	C7604L-4
12MM X 1.50" R.H.	C7607L	C7607L-4
12MM X 1.75" R.H.	C7608L	C7608L-4
BULK PACK = 50/BOX		

These ET lugs are taller in height to accommodate a longer vehicle stud. *Note - these lugs can only be used with properly-drilled ET lug holes. You can use Topline washers C785 or C786 with these lug nuts.

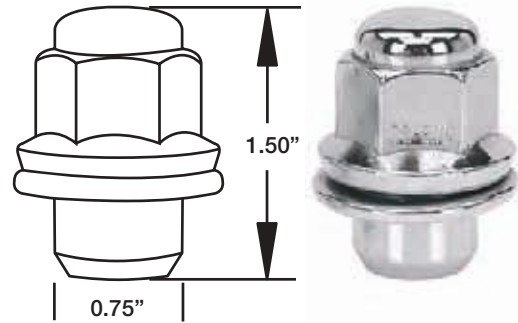
MAG LUGS



DUPLEX MAG WITH ATTACHED WASHER 13/16" HEX

Thread Size	Bulk Part No.	Clamshell Part No.
14MM X 1.50" R.H.	C5309DL	C5309DL-4

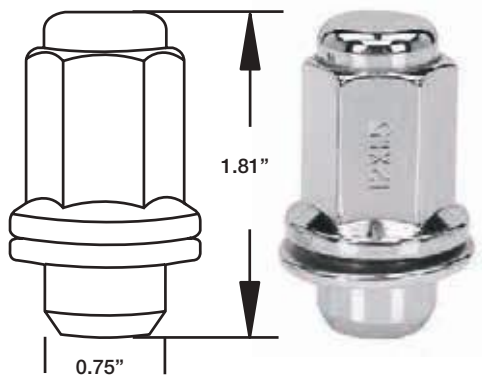
BULK PACK = 50/BOX



MEDIUM MAG WITH ATTACHED WASHER 13/16" HEX

Thread Size	Bulk Part No.	Clamshell Part No.
7/16" R.H.	C5302	C5302-4
1/2" R.H.	C5304	C5304-4
12MM X 1.25" R.H.	C5306	C5306-4
12MM X 1.50" R.H.	C5307	C5307-4
12MM X 1.75" R.H.	C5308	C5308-4

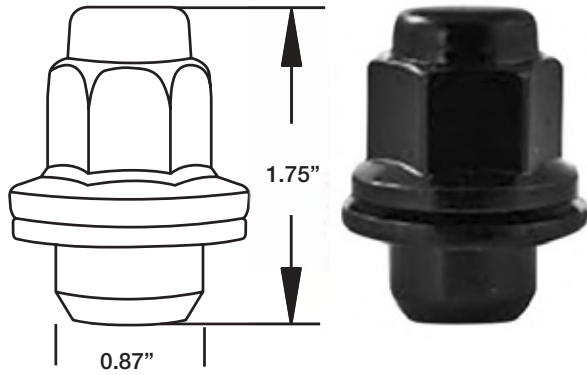
BULK PACK = 50/BOX



LONG MAG WITH ATTACHED WASHER 13/16" HEX

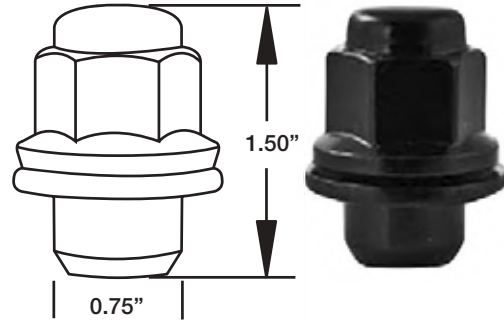
Thread Size	Bulk Part No.	Clamshell Part No.
12MM X 1.50" R.H.	C5307L	C5307L-4

BULK PACK = 50/BOX



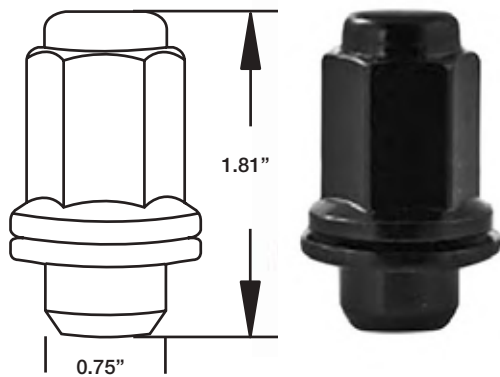
**BLACK DUPLEX MAG
WITH ATTACHED WASHER
13/16" HEX**

Thread Size	Bulk Part No.	Clamshell Part No.
14MM X 1.50" R.H.	C5309BDL	C5309BDL-4
BULK PACK = 50/BOX		



**BLACK MEDIUM MAG
WITH ATTACHED WASHER
13/16" HEX**

Thread Size	Bulk Part No.	Clamshell Part No.
1/2" R.H.	C5304B	C5304B-4
12MM X 1.25" R.H.	C5306B	C5306B-4
12MM X 1.50" R.H.	C5307B	C5307B-4
BULK PACK = 50/BOX		

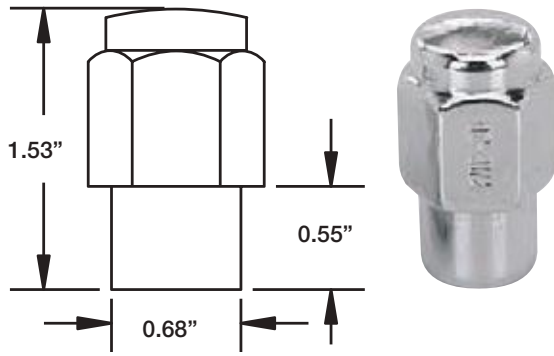


**BLACK LONG MAG
WITH ATTACHED WASHER
13/16" HEX**

Thread Size	Bulk Part No.	Clamshell Part No.
12MM X 1.50" R.H.	C5307BL	C5307BL-4
BULK PACK = 50/BOX		



MAG LUGS

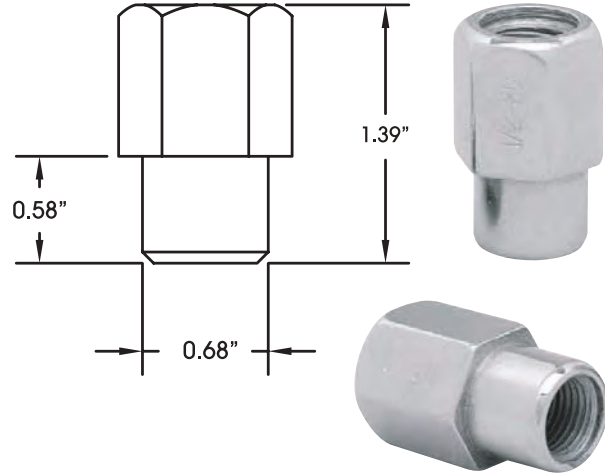


SHORT MAG
0.55" SHANK
13/16" HEX

Thread Size	Bulk Part No.	Clamshell Part No.
7/16" R.H.	C4002	C4002-4
1/2" R.H.	C4004	C4004-4
12MM X 1.25" R.H.	C4006	C4006-4
12MM X 1.50" R.H.	C4007	C4007-4

BULK PACK = 100/BOX

These lugs were specifically designed for multiple-fitment wheels that are drilled with oval-slotted lug holes, and feature a 0.55" shank. For use with Topline washer part number C774.

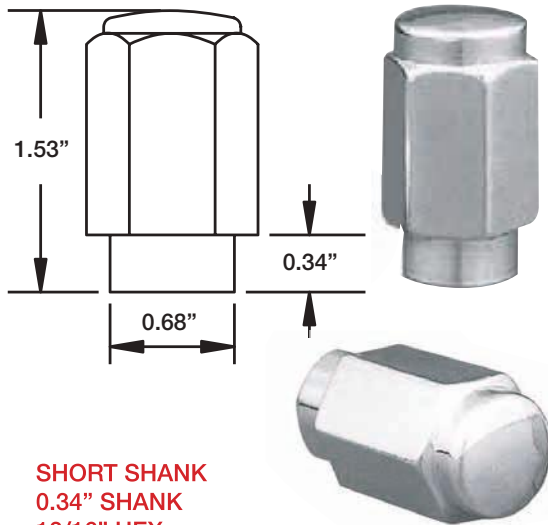


OPEN END SHORT MAG
0.55" SHANK
13/16" HEX

Thread Size	Bulk Part No.	Clamshell Part No.
7/16" R.H.	C4002-0	C4002-0-4
1/2" R.H.	C4004-0	C4004-0-4
12MM X 1.50" R.H.	C4007-0	C4007-0-4

BULK PACK = 100/BOX

This is the open-end version of our Short Mag shank lug, and is for use with multiple-fitment wheels that are drilled. For use with Topline washer part number C774.



SHORT SHANK
0.34" SHANK
13/16" HEX

Thread Size	Bulk Part No.	Clamshell Part No.
7/16" R.H.	C5202	C5202-4
1/2" R.H.	C5204	C5204-4
12MM X 1.25" R.H.	C5206	C5206-4
12MM X 1.50" R.H.	C5207	C5207-4

BULK PACK = 100/BOX

These wheels were specifically designed for multiple-fitment wheels that are drilled with oval-slotted lug holes, and feature a 0.34" shank.

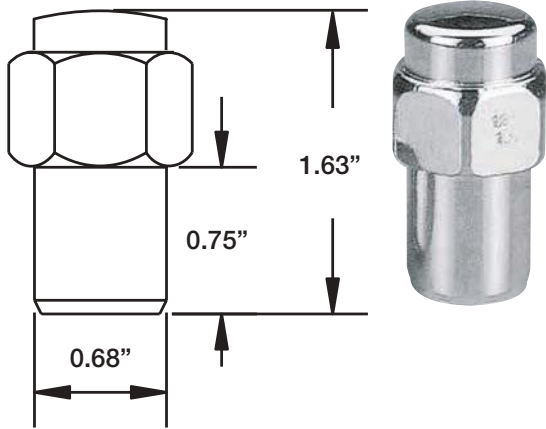


ET/AP STEP MAGS
0.62" & 0.68" SHANK
13/16" HEX

Thread Size	Bulk Part No.	Clamshell Part No.
1/2" R.H.	C7504	C7504-4
12MM X 1.25" R.H.	C7506	C7506-4
12MM X 1.50" R.H.	C7507	C7507-4

BULK PACK = 100/BOX


Specifically designed for use with older appliance wheels drilled with oval lug holes, these ET/AP mag lugs feature a step, and can be used with our Topline washer part number C783 and C784.



TWO PIECE MAG
0.75" SHANK
13/16" HEX

Thread Size	Bulk Part No.	Clamshell Part No.
7/16" R.H.	C8202	C8202-4
1/2" R.H.	C8204	C8204-4
1/2" L.H.	C8205	C8205-4
12MM X 1.25" R.H.	C8206	C8206-4
12MM X 1.50" R.H.	C8207	C8207-4
BULK PACK = 100/BOX		

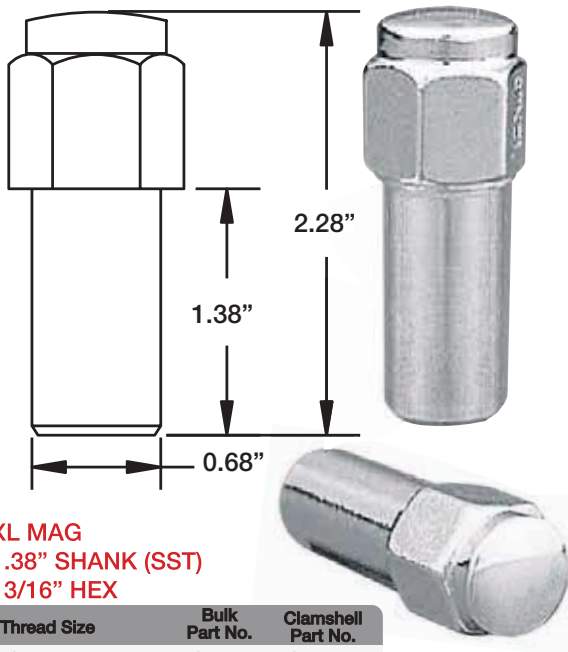
These lugs are for use with custom aluminum wheels that have a flat seat and pad thickness of at least 3/4". These lugs can be used with Topline washer part number C772, C779, or C780.



OPEN END MAG
0.75" SHANK
13/16" HEX

Thread Size	Bulk Part No.	Clamshell Part No.
7/16" R.H.	C8202-0	C8202-0-4
1/2" R.H.	C8204-0	C8204-0-4
12MM X 1.50" R.H.	C8207-0	C8207-0-4
BULK PACK = 100/BOX		


These lugs are identical to our C8200 series, but these lugs are open ended. These lugs can be used with Topline washer part number C772, C779, or C780.



XL MAG
1.38" SHANK (SST)
13/16" HEX

Thread Size	Bulk Part No.	Clamshell Part No.
7/16" R.H.	C8852	C8852-4
1/2" R.H.	C8854	C8854-4
12MM X 1.25" R.H.	C8856	C8856-4
12MM X 1.50" R.H.	C8857	C8857-4
BULK PACK = 50/BOX		

Particularly for use with Crager and Weld wheels, these lugs are for use with wheels that require an extra-long shank length of 1.38". These lugs can be used with Topline washer part number C772.



XL OPEN END MAG
1.38" SHANK (SST)
13/16" HEX

Thread Size	Bulk Part No.	Clamshell Part No.
7/16" R.H.	C8852-0	C8852-0-4
1/2" R.H.	C8854-0	C8854-0-4
12MM X 1.50" R.H.	C8857-0	C8857-0-4
BULK PACK = 50/BOX		

This is an open-ended version of the C8800 series, and is used for some Crager and Weld wheels that require a shank length of 1.38". These lugs can be used with Topline washer part number C772.



DUALLY MAG LUGS

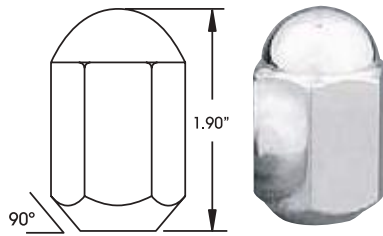


DUALLY MAG WITH ATTACHED WASHER 1" HEX

Thread Size	Bulk Part No.	Clamshell Part No.
14MM X 1.50" R.H.	C9109HP	C9109HP-4
9/16" R.H.	C9110HP	C9110HP-4
14MM X 2.00" R.H.	C9111HP	C9111HP-4
5/8" R.H.	C9130HP	C9130HP-4

BULK PACK = 50/BOX

*Note - Washer part number C788 attached for flat-seat applications.

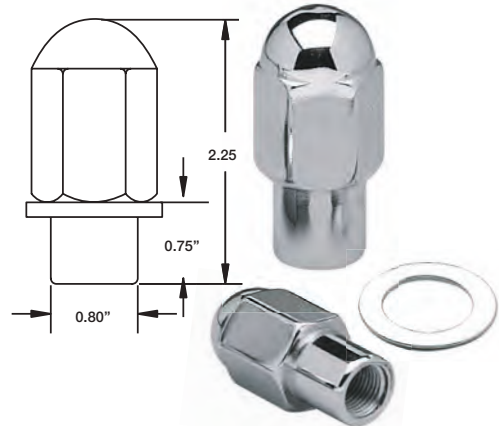


DUALLY LUG WITH 90° SEAT 1" HEX

Thread Size	Bulk Part No.	Clamshell Part No.
14MM X 1.50" R.H.	C3109	C3109-4
9/16" R.H.	C3110	C3110-4
5/8" R.H.	C3130	C3130-4

BULK PACK = 50/BOX

*Note - These lugs can be used with Topline washer part number C788 for flat-seat applications

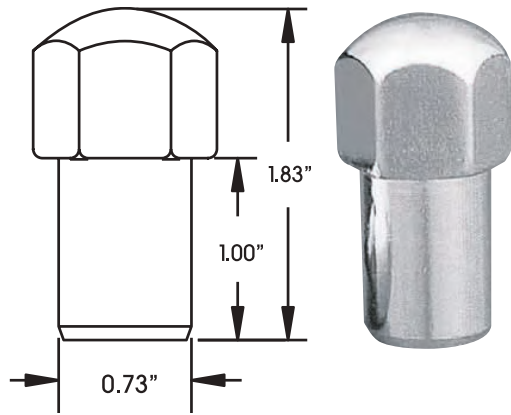


DUALLY MAG WITH SEPARATED WASHER 1" HEX

Thread Size	Bulk Part No.	Clamshell Part No.
14MM X 1.50" R.H.	C9109W	C9109W-4
9/16" R.H.	C9110W	C9110W-4
14MM X 2.00" R.H.	C9111W	C9111W-4
5/8" R.H.	C9130W	C9130W-4

BULK PACK = 50/BOX

*Note - Washer part number C789 included.

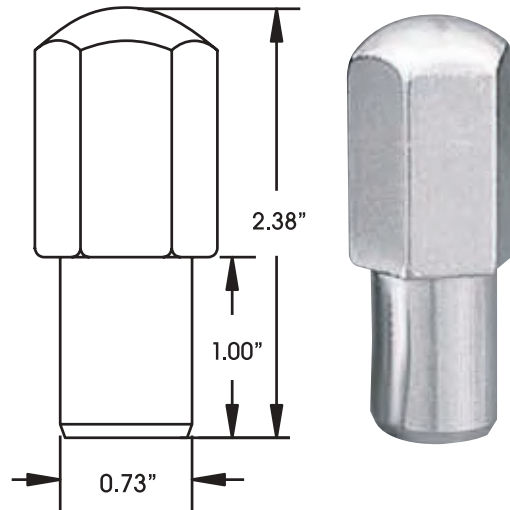


DUPLEX MAG 1" SHANK 7/8" HEX

Thread Size	Bulk Part No.	Clamshell Part No.
1/2" R.H.	C9004	C9004-4
1/2" L.H.	C9005	C9005-4
14MM X 1.50" R.H.	C9009	C9009-4
9/16" R.H.	C9010	C9010-4
9/16" L.H.	C9020	C9020-4

BULK PACK = 50/BOX

*Note - For use with Topline washer part number C773

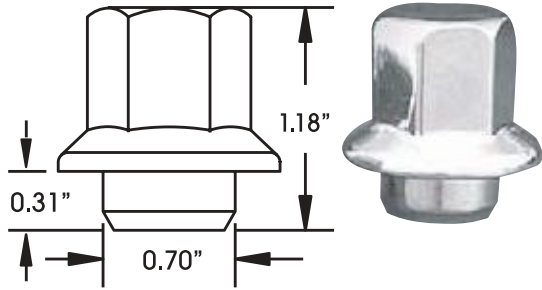


XL DUPLEX MAG 1" SHANK 7/8" HEX

Thread Size	Bulk Part No.	Clamshell Part No.
1/2" R.H.	C9204	C9204-4
1/2" L.H.	C9205	C9205-4
14MM X 1.50" R.H.	C9209	C9209-4
9/16" R.H.	C9210	C9210-4
9/16" L.H.	C9220	C9220-4

BULK PACK = 50/BOX

*Note - For use with Topline washer part number C773

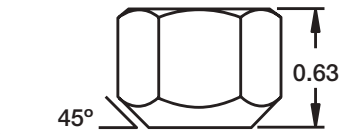


1971-1983 GENERAL MOTOR'S OEM TYPE CHROME LUG 3/4" HEX

Thread Size	Bulk Part No.	Clamshell Part No.
7/16" R.H.	C1902	C1902-4
12MM X 1.50" R.H.	C1907	C1907-4

BULK PACK = 100/BOX

These lugs were specifically designed to accommodate original equipment wheels found on 1971-1983 Camaro's, Firebird's and Corvette's. The lugs feature a built-in washer for proper fitment and installation.

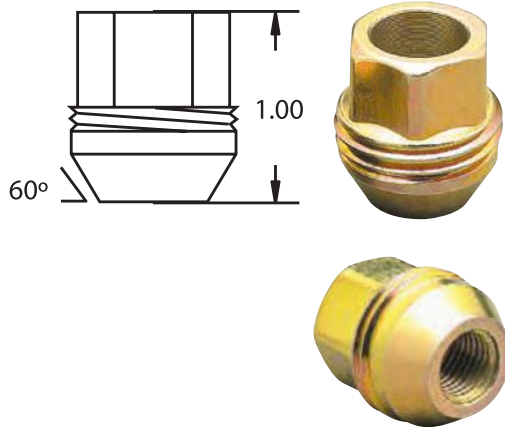


CIRCLE TRACK LUG NUTS WITH 45° SEAT 1" HEX

Thread Size	Bulk Part No.	Clamshell Part No.
7/16" R.H.	C1502	C1502-4
1/2" R.H.	C1504	C1504-4
5/8" - 18 R.H.	C1530	C1530-4
5/8" - 11 R.H.	C1531	C1531-4

BULK PACK = 100/BOX

Featuring a 45° tapered seat, these lugs are open-ended racing lugs.

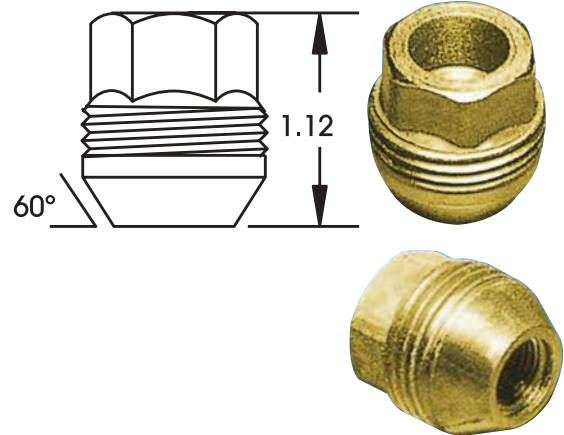


SPECIALTY PASSENGER LUG WITH OUTSIDE THREADS FOR CHEVY LUG COVERS 3/4" HEX

Thread Size	Bulk Part No.	Clamshell Part No.
7/16" R.H.	C2102	C2102-4
12MM X 1.50" R.H.	C2107	C2107-4

BULK PACK = 100/BOX

Identical to the C2000 series, these specialty lugs are intended for original equipment Chevy wheels, for passenger vehicle applications.



SPECIALTY TRUCK LUG WITH OUTSIDE THREADS FOR CHEVY LUG COVERS 7/8" HEX

Thread Size	Bulk Part No.	Clamshell Part No.
7/16" R.H.	C2002	C2002-4
1/2" R.H.	C2004	C2004-4
14MM X 1.50" R.H.	C2009	C2009-4
9/16" R.H.	C2010	C2010-4

BULK PACK = 100/BOX

Our specialty lugs were designed to fit original equipment Chevy wheels that have a plastic center cap over the lugs. The outside threads of the lug nuts receive the cap, and the cap is screwed on to keep it in place.



LUG BOLTS CONICAL SEAT

Specifically designed to accommodate European vehicles that require lug bolts, Topline offers bolts with either Conical Seats or Ball Seats. In addition, all of our Lug Bolts are Heat-Treated for a higher degree of hardness and rigidity.

LUG BOLTS CONICAL SEAT ALL HEX SIZES ARE 17MM



BULK PART NO.	C970	C965	C951	C951XL	C959	C957	C974
THREAD SIZE	12MM X 1.25" R.H.	12MM X 1.50" R.H.	12MM X 1.50" R.H.	12MM X 1.50" R.H.	12MM X 1.50" R.H.	12MM X 1.50" R.H.	12MM X 1.50" R.H.
BULK QTY/BOX	50/BOX	100/BOX	50/BOX	50/BOX	50/BOX	50/BOX	50/BOX




BULK PART NO.	C969	C966	C955	C958	C955XL	C975
THREAD SIZE	14MM X 1.25" R.H.	14MM X 1.50" R.H.	14MM X 1.50" R.H.	14MM X 1.50" R.H.	14MM X 1.50" R.H.	14MM X 1.50" R.H.
BULK QTY/BOX	50/BOX	50/BOX	50/BOX	50/BOX	50/BOX	50/BOX

Note - Please refer to the vehicle's manual to verify thread pattern, thread length, and overall bolt length. Also, please be sure to properly match the style of seat to the same style of seat on the wheel. Do not install conical seat lug bolts onto ball seat wheels, or vice versa, as this can cause serious damage to both the wheel and the vehicle.

INCH TO METRIC
1 inch = 25.4 mm

LUG BOLTS BALL SEAT

LUG BOLTS BALL SEAT ALL HEX SIZES ARE 17MM



BULK PART NO.	C952	C953	C954	C968	C962	C961
THREAD SIZE	12MM X 1.50" R.H.	12MM X 1.50" R.H.	12MM X 1.50" R.H.	12MM X 1.50" R.H.	12MM X 1.50" R.H.	12MM X 1.50" R.H.
BULK QTY/BOX	50/BOX	50/BOX	50/BOX	50/BOX	50/BOX	50/BOX



BULK PART NO.	C967	C956	C971	C972	C973	C963	C964
THREAD SIZE	14MM X 1.50" R.H.	14MM X 1.50" R.H.	14MM X 1.50" R.H.	14MM X 1.50" R.H.	14MM X 1.50" R.H.	14MM X 1.50" R.H.	14MM X 1.50" R.H.
BULK QTY/BOX	100/BOX	50/BOX	50/BOX	50/BOX	50/BOX	50/BOX	50/BOX

INCH TO METRIC
1 inch = 25.4 mm

WHEEL LOCKS



Our Topline premium socket wheel locks are case-hardened and triple chrome-plated for maximum durability.

The wheel lock key is stepped to fit both 3/4 and 13/16 lug wrenches, which are the two most popular sizes on passenger cars.

The lock sets contain 1 key with 4 wheel locks, and are available in the following packaging configurations: bagged with header card or clamshell.



TALL ACORN LOCKS 1.60" TALL

Thread Size	Bagged Part No.	Clamshell Part No.
1/2" R.H.	C40405L	C40405LC
14MM X 1.50" R.H.	C40905L	C40905LC
9/16" R.H.	C40910L	C40910LC
14MM X 2.00" R.H.	C40915L	C40915LC
MASTER PACK = 50 SETS/BOX		



STANDARD ACORN LOCKS 1.25" TALL

Thread Size	Bagged Part No.	Clamshell Part No.
7/16" R.H.	C40205	C40205C
1/2" R.H.	C40405	C40405C
12MM X 1.25" R.H.	C40605	C40605C
12MM X 1.50" R.H.	C40705	C40705C
12MM X 1.75" R.H.	C40805	C40805C
14MM X 1.50" R.H.	C40905	C40905C
MASTER PACK = 50 SETS/BOX		



EXTRA TALL ACORN LOCKS 2.00" TALL

Thread Size	Bagged Part No.	Clamshell Part No.
1/2" R.H.	C40405LX	C40405LXC
14MM X 1.50" R.H.	C40905LX	C40905LXC
9/16" R.H.	C40910LX	C40910LXC
14MM X 2.00" R.H.	C40915LX	C40915LXC
MASTER PACK = 50 SETS/BOX		



OPEN END ACORN LOCKS 0.830" TALL


Thread Size	Bagged Part No.	Clamshell Part No.
7/16" R.H.	C41205	C41205C
1/2" R.H.	C41405	C41405C
12MM X 1.25" R.H.	C41605	C41605C
12MM X 1.50" R.H.	C41705	C41705C
12MM X 1.75" R.H.	C41805	C41805C
14MM X 1.50" R.H.	C41905	C41905C
9/16" R.H.	C41910	C41910C
14MM X 2.00"	C41915	C41915C
MASTER PACK = 50 SETS/BOX		



ET WHEEL LOCKS
1.50" TALL
SHANK - 0.31"

Thread Size	Bagged Part No.	Clamshell Part No.
7/16" R.H.	C45205	C45205C
1/2" R.H.	C45405	C45405C
12MM X 1.25" R.H.	C45605	C45605C
12MM X 1.50" R.H.	C45705	C45705C
12MM X 1.75" R.H.	C45805	C45805C

MASTER PACK = 50 SETS/BOX



OPEN END ET WHEEL LOCKS
1.10" TALL
SHANK - 0.31"

Thread Size	Bagged Part No.	Clamshell Part No.
7/16" R.H.	C43205	C43205C
1/2" R.H.	C43405	C43405C
12MM X 1.25" R.H.	C43605	C43605C
12MM X 1.50" R.H.	C43705	C43705C
12MM X 1.75" R.H.	C43805	C43805C


MASTER PACK = 50 SETS/BOX



DUPLEX ACORN WHEEL LOCKS
PUZZLE STYLE
2.00" TALL

Thread Size	Bagged Part No.	Clamshell Part No.
1/2" R.H.	C40435	C40435C
14MM X 1.50" R.H.	C40935	C40935C
14MM X 2.00" R.H.	C40950	C40950C

MASTER PACK = 50 SETS/BOX



CHROME WHEEL BOLT LOCKS
2.00" TALL

Thread Size	Seat Type	Bagged Part No.	Clamshell Part No.
12MM X 1.50" R.H.	CONICAL	C307BM	C307BMC
12MM X 1.50" R.H.	BALL	C307VW	C307VWC
14MM X 1.50" R.H.	CONICAL	C308	C308C
14MM X 1.50" R.H.	BALL	C309	C309C

MASTER PACK = 50 SETS/BOX



BLACK WHEEL LOCKS



BLACK STANDARD ACORN LOCKS 1.25" TALL

Thread Size	Bagged Part No.	Clamshell Part No.
7/16" R.H.	C40205B	C40205BC
1/2" R.H.	C40405B	C40405BC
12MM X 1.25" R.H.	C40605B	C40605BC
12MM X 1.50" R.H.	C40705B	C40705BC
14MM X 1.50" R.H.	C40905B	C40905BC
MASTER PACK = 50 SETS/BOX		



BLACK TALL ACORN LOCKS 1.60" TALL

Thread Size	Bagged Part No.	Clamshell Part No.
1/2" R.H.	C40405BL	C40405BLC
14MM X 1.50" R.H.	C40905BL	C40905BLC
9/16" R.H.	C40910BL	C40910BLC
14MM X 2.00" R.H.	C40915BL	C40915BLC
MASTER PACK = 50 SETS/BOX		



BLACK EXTRA TALL ACORN LOCKS 2.00" TALL

Thread Size	Bagged Part No.	Clamshell Part No.
1/2" R.H.	C40405BLX	C40405BLXC
14MM X 1.50" R.H.	C40905BLX	C40905BLXC
9/16" R.H.	C40910BLX	C40910BLXC
14MM X 2.00" R.H.	C40915BLX	C40915BLXC
MASTER PACK = 50 SETS/BOX		

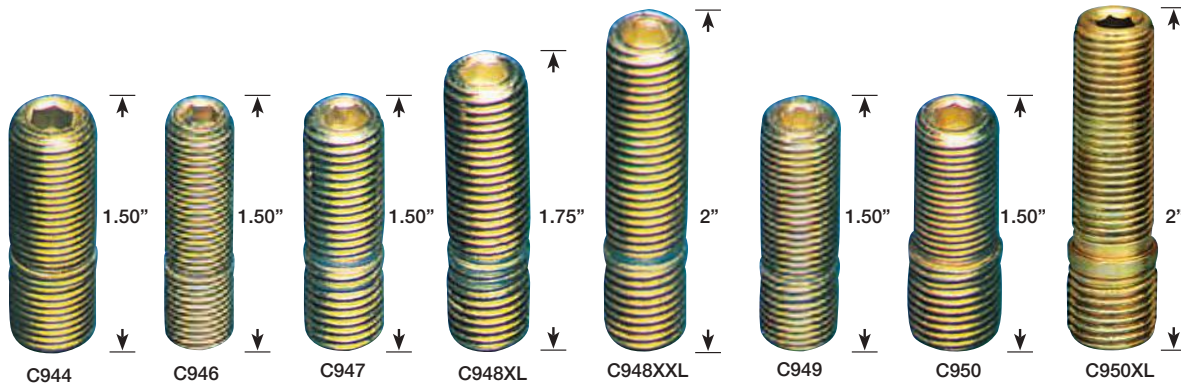




WASHERS

Bulk Part No.	Clamshell Part No.	Description	Inner Diameter	Outer Diameter
C772	C772-4	STANDARD MAG	0.68"	1.06"
C773	C773-4	DUPLEX MAG	0.76"	1.15"
C774	C774-4	SHORT SHANK	0.695"	1.22"
C777	C777-4	KEYSTONE MAG, CENTER DRILL	0.695"	1.312"
C778	C778-4	KEYSTONE MAG, OFF-SET DRILL	0.695"	1.312"
C779	C779-4	CRAGAR MAG, CENTER DRILL	0.695"	1.25"
C780	C780-4	CRAGAR MAG, OFF-SET DRILL	0.695"	1.25"
C781	C781-4	ET FLAT, CENTER DRILL	0.70"	1.38"
C782	C782-4	ET FLAT, OFF-SET DRILL	0.70"	1.38"
C783	C783-4	AP BUSHING, CENTER DRILL	0.70"	1.15"
C784	C784-4	AP BUSHING, OFF-SET DRILL	0.70"	1.15"
C785	C785-4	ET CONICAL, CENTER DRILL	0.635"	1.38"
C786	C786-4	ET CONICAL, OFF-SET DRILL	0.635"	1.38"
C788	C788-4	FORD DUALY	0.69"	1.25"
C789	C789-4	DUALY MAG	0.82"	1.25"

BULK PACK = 100/BAG



WHEEL STUDS

Bulk Part No.	Clamshell Part No.	Thread Size	Length
C944	C944-4	1/2"	1.50"
C946	C946-4	12MM X 1.25	1.50"
C947	C947-4	12MM X 1.50	1.50"
C948XL	C948XL-4	12MM X 1.50	1.75"
C948XXL	C948XXL-4	12MM X 1.50	2.00"
C949	C949-4	14MM X 1.50	1.50"
C950	C950-4	14MM X 1.50" TO 1/2" R.H.	1.50"
C950XL	C950XL-4	14MM X 1.50" TO 1/2" R.H.	2.00"
C960	C960-4	12MM X 1.75" TO 12MM X 1.50"	1.75"

BULK PACK = 100/BOX

Topline Wheel Studs are the best in the industry. Our studs feature true Grade 8 hardness, which is the original equipment standards for wheel studs. The studs also have a positive stop, and additional thread engagement on the side that screws into the drum, so you can actually torque the stud down to prevent it from backing off.

TPMS SENSORS

RAPID SENSOR™

- Dual -Frequencies combine 325MHz and 433 MHz into ONE Sensor
- Aluminum clamp-on or black rubber snap-in valve stem options
- Aftermarket replacement TPMS sensors that performs and exceed OEM standards and specifications
- Exceptional wireless programming enables user to quickly program or re-program sensors even when sensors have already been installed onto a wheel
- With 99% vehicle coverage Topline Rapid Sensors service virtually every TPMS equipped vehicle
- Easy installation requires no tools



C514SENSOR-S



C514SENSOR-B



C514PROG

Bulk Part No.	Description
C514SENSOR-S	TPMS SENSOR DUAL BAND 315/433 MHz WITH BLACK RUBBER SNAP-IN VALVE STEM
C514SENSOR-B	TPMS SENSOR DUAL BAND 315/433 MHz WITH SILVER ALUMINUM CLAMP-ON VALVE STEM

Bulk Part No.	Description
C514PROG	TPMS PROGRAMMER



C501TPMS

The Topline TPMS Valve Stem Adapter is a solution for instances where the OEM TPMS valve stem does not clear large brake calipers due to the drop center placement on your aftermarket wheels. The outer mount valve stem features a hoop adapter at the base of the unit. The OEM TPMS valve stem is placed within the hoop, which sits against the drop center of the wheel.



C501

C502

C503



C504S

C504

C504L

C508TPMS

C508

C509

C505

C577

VALVE STEMS

Bulk Part No.	Clamshell Part No.	Description
C501TPMS	C501TPMS-4	CHROME PLATED, SHORT TPMS WITH HOOP
C501	C501-4	CHROME PLATED, BOLT-IN STEEL, OUTER MOUNT
C502	C502-4	CHROME PLATED, INNER MOUNT (SMALL DIAMETER)
C503	C503-4	CHROME PLATED, 45° ANGLE
C504	C504-4	TR413C RUBBER, CHROME SLEEVE & CAP
C504L	C504L-4	TR413C RUBBER, CHROME LONG SLEEVE & CAP
C504-1	C504-1-4	CHROME VALVE STEM CAP AND SLEEVE ONLY
C504S	C504S-4	TR413C RUBBER, CHROME SHORT SLEEVE & CAP
C505	C505-4	TR418C RUBBER, CHROME SLEEVE & CAP
C507	C507-4	CHROME PLATED VALVE STEM CAP
C508TPMS	C508TPMS-4	BLACK TPMS VALVE STEM
C508	C508-4	TR413 BLACK RUBBER VALVE STEM
C509	C509-4	TR418 BLACK RUBBER VALVE STEM
C577	C577-4	TR600HP HIGH PRESSURE VALVE STEM

BULK PACK = 100/BAG



C507



C504-1

FLUSH MOUNT VALVE STEMS

Made with the highest quality materials, the low-profile appearance of our Flush Mount Valve Stems provide the most contemporary design to finalize the look of your aftermarket wheels.



Bulk Part No.	Description
C510-4	COMPLETE KIT WITH FILLER VALVE
C510-4C	COMPLETE KIT WITH FILLER VALVE (RETAIL PACK)
C510SC	CHROME PLATED SLOT CAP
C510FV	FILLER VALVE

BULK PACK = 100/BOX



WHEEL WEIGHTS / INSERTS

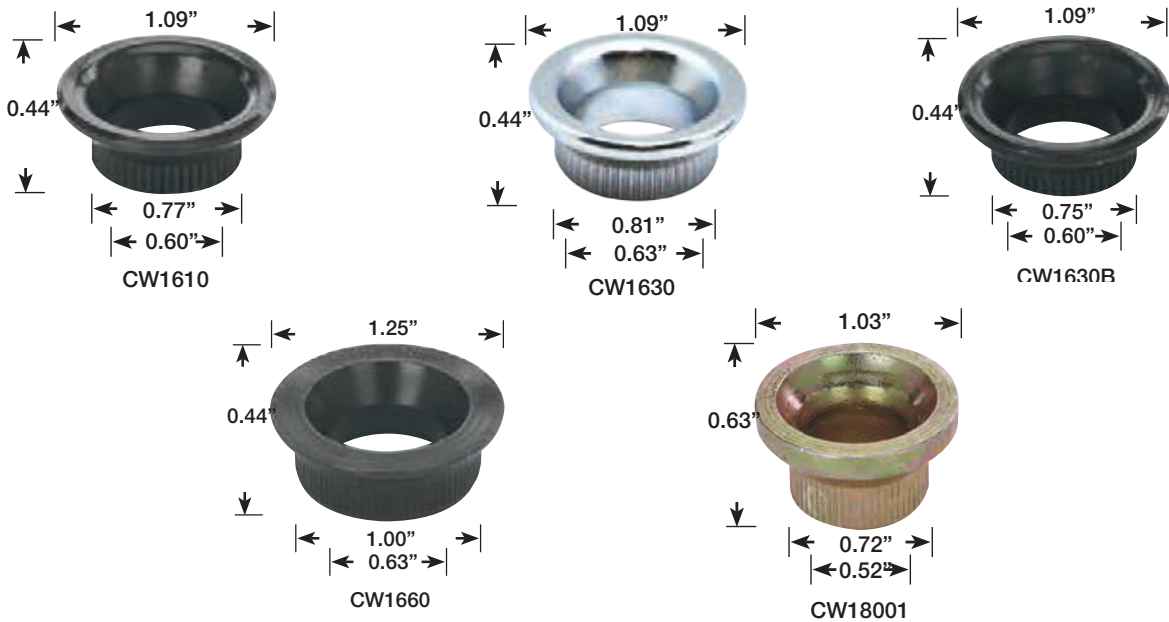
Topline adhesive wheel weights are ideal for wheel applications that require discrete wheel balancing. Each low-profile weight comes in strips of pre-segmented 0.25 ounce or 0.50 ounce measurements, and include a high-adhesive backing for a simple and secure installation. Our wheel weights are lead-free, and manufactured from high quality zinc, and then coated with a rust-preventive finish. Available in silver or black coating to match most wheel finishes.

ADHESIVE WHEEL WEIGHTS



Bulk Part No.	Description	Strips/Box
C413-025	WHEEL WEIGHTS, 3 OZ STRIP, 1/4 OZ SECTIONS, ADHESIVE TAPE	52/BOX
C413-025B	BLACK WHEEL WEIGHTS, 3OZ STRIP, 1/4 OZ SECTIONS, ADHESIVE TAPE	52/BOX
C413-050	WHEEL WEIGHTS, 6 OZ STRIP, 1/2 OZ SECTIONS, ADHESIVE TAPE	36/BOX
C413-050B	BLACK WHEEL WEIGHTS, 6 OZ STRIP, 1/2 OZ SECTIONS, ADHESIVE TAPE	36/BOX
C413-100	WHEEL WEIGHTS, 6 OZ STRIP, 1 OZ SECTIONS, ADHESIVE TAPE	15/BOX
C413-100B	BLACK WHEEL WEIGHTS, 6 OZ STRIP, 1 OZ SECTIONS, ADHESIVE TAPE	15/BOX

WHEEL INSERTS



Topline Wheel Inserts are for use by professional installers when re-drilling aluminum wheels to change from one bolt pattern to a different bolt pattern. Linear Knurls at the base of each Wheel Insert provide greater torsion between the insert and the aluminum wheel. Offered in black or zinc finishes to match most wheel finishes.

Bulk Parts No.	Description
CW1610	CONICAL SEAT LUG INSERT, ZINC FINISH, 0.60" I.D., 0.77" KNURLS
CW1630	CONICAL SEAT LUG INSERT, CHROME FINISH, 0.63" I.D., 0.81" KNURLS
CW1630B	CONICAL SEAT LUG INSERT, BLACK FINISH, 0.63" I.D., 0.81" KNURLS
CW1660	CONICAL SEAT LUG INSERT, ZINC FINISH, 0.66" I.D., 1" KNURLS
CW18001	BALL SEAT LUG INSERT, ZINC FINISH, 0.52" I.D., 0.72" KNURLS
BULK PACK 100/BOX	

CHROME 4/5 LUG - PASSENGER



BULK PART NO.	C88	C89	C100	C126
FITS WHEEL BORE	2.68"	2.95"	3.18"	3.18"
DESCRIPTION	CLOSED	CLOSED	CLOSED	CLOSED DERBY
BULK QTY/BOX	200/BOX	200/BOX	100/BOX	100/BOX



BULK PART NO.	C131	C97	C116	C101
FITS WHEEL BORE	3.18"	3.25"	3.30"	3.33"
DESCRIPTION	OPEN DERBY	CLOSED	CLOSED	CLOSED
BULK QTY/BOX	100/BOX	200/BOX	200/BOX	100/BOX

CHROME 5/6X5.50, LIGHT TRUCK/SUV



BULK PART NO.	C85	C92	C102	C104
FITS WHEEL BORE	4.25"	4.25"	4.25"	4.25"
DESCRIPTION	CLOSED	OPEN	CLOSED	OPEN
BULK QTY/BOX	100/BOX	100/BOX	100/BOX	100/BOX




BULK PART NO.	C127	C128	C138
FITS WHEEL BORE	4.25"	4.25"	4.25"
DESCRIPTION	CLOSED DERBY	OPEN DERBY	OPEN DERBY
BULK QTY/BOX	50/BOX	50/BOX	50/BOX



HUB COVERS

CHROME 8X6.50, LIGHT TRUCK/SUV




BULK PART NO.	C103	C105	C129	C130
FITS WHEEL BORE	4.89"	4.89"	4.89"	4.89"
DESCRIPTION	CLOSED	OPEN	CLOSED DERBY	OPEN DERBY
BULK QTY/BOX	50/BOX	50/BOX	50/BOX	50/BOX



Wide Flange Bottom

BULK PART NO.	C140	C111	C111LG	C112
FITS WHEEL BORE	5.15"	5.15"	5.15"	5.15"
DESCRIPTION	CLOSED	CLOSED	CLOSED	OPEN
BULK QTY/BOX	50/BOX	50/BOX	50/BOX	50/BOX



BLACK HUB COVERS

Wide Flange Bottom

BULK PART NO.	C139	C139LG
FITS WHEEL BORE	5.15"	5.15"
DESCRIPTION	CLOSED	CLOSED
BULK QTY/BOX	50/BOX	50/BOX




BLACK HUB COVERS

BULK PART NO.	C102B	C102
FITS WHEEL BORE	4.25"	4.25"
DESCRIPTION	CLOSED	CLOSED
BULK QTY/BOX	50/BOX	50/BOX



STAINLESS STEEL Hub Centric Wheel Cap for F150 Ford Hubs




BulkPartNo.	FitsWheeBore	Description	BulkQty/Box
C141S	3.48"	Closed	100 / box

3.43" Inner diameter center caps fit F150 Ford hubs and are specifically for use with 3.48" wheel bore aftermarket wheels.
Caution These hub caps will not work with factory hub-piloted wheels.

POLISHED STAINLESS STEEL



BULK PART NO.	C100S	C131S	C97S
FITS WHEEL BORE	3.18"	3.18"	3.25"
DESCRIPTION	CLOSED	OPEN DERBY	CLOSED
BULK QTY/BOX	200/BOX	100/BOX	00/BOX



BULK PART NO.	C85S	C102S	C104S	C127S
FITS WHEEL BORE	4.25"	4.25"	4.25"	4.25"
DESCRIPTION	CLOSED	CLOSED	OPEN	CLOSED
BULK QTY/BOX	100/BOX	100/BOX	100/BOX	50/BOX



BULK PART NO.	C128S	C111S	C112S	C139S
FITS WHEEL BORE	4.25"	5.15"	5.15"	5.15"
DESCRIPTION	OPEN DERBY	CLOSED	OPEN	CLOSED
BULK QTY/BOX	50/BOX	50/BOX	50/BOX	50/BOX



WHEEL INSTALLATION KITS

Topline Wheel Installation Kits provide all the wheel accessories you will need to install your custom wheels, all in one box. Ordering is easy, and Topline provides a full range of lug nut styles and sizes to match the majority of vehicle fitments. Our box is clearly labeled with the kit part number, basic description, size, and component quantities, so you will always know what you are receiving.

All Topline Wheel Installation Kits include:

- Lug Nuts (quantities vary depending on 4, 5, 6, or 8 lug kits)
- 4 Wheel Locks
- 1 Wheel Lock Key
- 4 Chrome Sleeve Rubber Valve Stems

To order, please select the series of lug nut desired from the table below. Match the thread size and the number of lug nuts per wheel (either 4, 5, 6, or 8 lug).

(800) 453 - 6247 1668 Sands Place Marietta Ga 30067



OPEN END BULGE (C1300B SERIES)

KIT PART NUMBER	DESCRIPTION	THREAD SIZE	HEX SIZE	LUG HEIGHT
C21204-0	WHEEL KIT - 4 LUG - OPEN END BULGE ACORN	7/16" R.H.	3/4" HEX	0.83"
C21404-0	WHEEL KIT - 4 LUG - OPEN END BULGE ACORN	1/2" R.H.	3/4" HEX	0.83"
C21604-0	WHEEL KIT - 4 LUG - OPEN END BULGE ACORN	12MM X 1.25" R.H.	3/4" HEX	0.83"
C21704-0	WHEEL KIT - 4 LUG - OPEN END BULGE ACORN	12MM X 1.50"R.H.	3/4" HEX	0.83"
C21205-0	WHEEL KIT - 5 LUG - OPEN END BULGE ACORN	7/16" R.H.	3/4" HEX	0.83"
C21405-0	WHEEL KIT - 5 LUG - OPEN END BULGE ACORN	1/2" R.H.	3/4" HEX	0.83"
C21605-0	WHEEL KIT - 5 LUG - OPEN END BULGE ACORN	12MM X 1.25" R.H.	3/4" HEX	0.83"
C21705-0	WHEEL KIT - 5 LUG - OPEN END BULGE ACORN	12MM X 1.50"R.H.	3/4" HEX	0.83"
C21805-0	WHEEL KIT - 5 LUG - OPEN END BULGE ACORN	12MM X 1.75"R.H.	3/4" HEX	0.83"
C21905-0	WHEEL KIT - 5 LUG - OPEN END BULGE ACORN	14MM X 1.50"R.H.	13/16" HEX	0.83"
C219105-0	WHEEL KIT - 5 LUG - OPEN END BULGE ACORN	9/16" R.H.	13/16" HEX	0.83"
C219105-034	WHEEL KIT - 5 LUG - OPEN END BULGE ACORN	9/16" R.H.	3/4" HEX	0.83"
C219155-0	WHEEL KIT - 5 LUG - OPEN END BULGE ACORN	14MM X 2.00"R.H.	13/16" HEX	0.83"
C21706-0	WHEEL KIT - 6 LUG - OPEN END BULGE ACORN	12MM X 1.50"R.H.	3/4" HEX	0.83"
C219056-0	WHEEL KIT - 6 LUG - OPEN END BULGE ACORN	14MM X 1.50"R.H.	13/16" HEX	0.83"
C21906-034	WHEEL KIT - 6 LUG - OPEN END BULGE ACORN	14MM X 1.50"R.H.	3/4" HEX	0.83"
C219106-0	WHEEL KIT - 6 LUG - OPEN END BULGE ACORN	9/16" R.H.	13/16" HEX	0.83"
C219156-0	WHEEL KIT - 6 LUG - OPEN END BULGE ACORN	14MM X 2.00"R.H.	13/16" HEX	0.83"

HEAT TREATED ACORN (C1400 SERIES)

KIT PART NUMBER	DESCRIPTION	THREAD SIZE	HEX SIZE	LUG HEIGHT
C21204	WHEEL KIT - 4 LUG - HEAT TREATED ACORN	7/16" R.H. 1	3/16" HEX	1.40"
C21404	WHEEL KIT - 4 LUG - HEAT TREATED ACORN	1/2" R.H.	13/16" HEX	1.40"
C21604	WHEEL KIT - 4 LUG - HEAT TREATED ACORN	12MM X 1.25" R.H.	13/16" HEX	1.40"
C21704	WHEEL KIT - 4 LUG - HEAT TREATED ACORN	12MM X 1.50" R.H.	13/16" HEX	1.40"
C21904	WHEEL KIT - 4 LUG - HEAT TREATED ACORN	14MM X 1.50" R.H.	13/16" HEX	1.40"
C21205	WHEEL KIT - 5 LUG - HEAT TREATED ACORN	7/16" R.H.	13/16" HEX	1.40"
C21405	WHEEL KIT - 5 LUG - HEAT TREATED ACORN	1/2" R.H.	13/16" HEX	1.40"
C21605	WHEEL KIT - 5 LUG - HEAT TREATED ACORN	12MM X 1.25" R.H.	13/16" HEX	1.40"
C21705	WHEEL KIT - 5 LUG - HEAT TREATED ACORN	12MM X 1.50" R.H.	13/16" HEX	1.40"
C21805	WHEEL KIT - 5 LUG - HEAT TREATED ACORN	12MM X 1.75" R.H.	13/16" HEX	1.40"
C21905	WHEEL KIT - 5 LUG - HEAT TREATED ACORN	14MM X 1.50" R.H.	13/16" HEX	1.40"
C21706	WHEEL KIT - 6 LUG - HEAT TREATED ACORN	12MM X 1.50" R.H.	13/16" HEX	1.40"
C21906	WHEEL KIT - 6 LUG - HEAT TREATED ACORN	14MM X 1.50" R.H.	13/16" HEX	1.40"

HEAT TREATED BULGE ACORN (C1700H SERIES)

KIT PART NUMBER	DESCRIPTION	THREAD SIZE	HEX SIZE	LUG HEIGHT
C21204B	WHEEL KIT - 4 LUG - HEAT TREATED BULGE ACORN	7/16" R.H.	3/4" HEX	1.38"
C21404B	WHEEL KIT - 4 LUG - HEAT TREATED BULGE ACORN	1/2" R.H.	3/4" HEX	1.38"
C21604B	WHEEL KIT - 4 LUG - HEAT TREATED BULGE ACORN	12MM X 1.25" R.H.	3/4" HEX	1.38"
C21704B	WHEEL KIT - 4 LUG - HEAT TREATED BULGE ACORN	12MM X 1.50" R.H.	3/4" HEX	1.38"
C21205B	WHEEL KIT - 5 LUG - HEAT TREATED BULGE ACORN	7/16" R.H.	3/4" HEX	1.38"
C21405B	WHEEL KIT - 5 LUG - HEAT TREATED BULGE ACORN	1/2" R.H.	3/4" HEX	1.38"
C21605B	WHEEL KIT - 5 LUG - HEAT TREATED BULGE ACORN	12MM X 1.25" R.H.	3/4" HEX	1.38"
C21705B	WHEEL KIT - 5 LUG - HEAT TREATED BULGE ACORN	12MM X 1.50" R.H.	3/4" HEX	1.38"
C21805B	WHEEL KIT - 5 LUG - HEAT TREATED BULGE ACORN	12MM X 1.75" R.H.	3/4" HEX	1.38"
C21905B	WHEEL KIT - 5 LUG - HEAT TREATED BULGE ACORN	14MM X 1.50" R.H.	13/16" HEX	1.38"
C21706B	WHEEL KIT - 6 LUG - HEAT TREATED BULGE ACORN	12MM X 1.50" R.H.	3/4" HEX	1.38"
C21906B	WHEEL KIT - 6 LUG - HEAT TREATED BULGE ACORN	14MM X 1.50" R.H.	13/16" HEX	1.38"
C21906B34	WHEEL KIT - 6 LUG - HEAT TREATED BULGE ACORN	14MM X 1.50" R.H.	3/4" HEX	1.38"

HEAT TREATED TALL BULGE ACORN (C1700HL SERIES)

KIT PART NUMBER	DESCRIPTION	THREAD SIZE	HEX SIZE	LUG HEIGHT
C214055L	WHEEL KIT - 5 LUG - HEAT TREATED TALL BULGE ACORN	1/2" R.H.	3/4" HEX	1.65"
C21805L	WHEEL KIT - 5 LUG - HEAT TREATED TALL BULGE ACORN	12MM X 1.75" R.H.	3/4" HEX	1.65"
C219055L	WHEEL KIT - 5 LUG - HEAT TREATED TALL BULGE ACORN	14MM X 1.50" R.H.	13/16" HEX	1.65"
C219155L	WHEEL KIT - 5 LUG - HEAT TREATED TALL BULGE ACORN	14MM X 2.00" R.H.	13/16" HEX	1.65"
C219056L	WHEEL KIT - 6 LUG - HEAT TREATED TALL BULGE ACORN	14MM X 1.50" R.H.	13/16" HEX	1.65"
C219156L	WHEEL KIT - 6 LUG - HEAT TREATED TALL BULGE ACORN	14MM X 2.00" R.H.	13/16" HEX	1.65"

HEAT TREATED EXTRA TALL BULGE ACORN (C1700HLX SERIES)

KIT PART NUMBER	DESCRIPTION	THREAD SIZE	HEX SIZE	LUG HEIGHT
C219055LX	WHEEL KIT - 5 LUG - HEAT TREATED EXTRA TALL BULGE ACORN	14MM X 1.50" R.H.	13/16" HEX	2.00"
C219055LX34	WHEEL KIT - 5 LUG - HEAT TREATED EXTRA TALL BULGE ACORN	14MM X 1.50" R.H.	3/4" HEX	2.00"
C219105LX	WHEEL KIT - 5 LUG - HEAT TREATED EXTRA TALL BULGE ACORN	9/16" R.H.	13/16" HEX	2.00"
C219155LX	WHEEL KIT - 5 LUG - HEAT TREATED EXTRA TALL BULGE ACORN	14MM X 2.00" R.H.	13/16" HEX	2.00"
C219056LX	WHEEL KIT - 6 LUG - HEAT TREATED EXTRA TALL BULGE ACORN	14MM X 1.50" R.H.	13/16" HEX	2.00"
C219056LX34	WHEEL KIT - 6 LUG - HEAT TREATED EXTRA TALL BULGE ACORN	14MM X 1.50" R.H.	3/4" HEX	2.00"
C219106LX	WHEEL KIT - 6 LUG - HEAT TREATED EXTRA TALL BULGE ACORN	9/16" R.H.	13/16" HEX	2.00"
C219156LX	WHEEL KIT - 6 LUG - HEAT TREATED EXTRA TALL BULGE ACORN	14MM X 2.00" R.H.	13/16" HEX	2.00"
C219058LX34	WHEEL KIT - 8 LUG - HEAT TREATED EXTRA TALL BULGE ACORN	14MM X 1.50" R.H.	3/4" HEX	2.00"

HEAT TREATED XL DUPLEX ACORN (C3200H SERIES)

KIT PART NUMBER	DESCRIPTION	THREAD SIZE	HEX SIZE	LUG HEIGHT
C32048	WHEEL KIT - 8 LUG - HEAT TREATED XL DUPLEX ACORN	1/2" R.H.	7/8" HEX	2.38"
C32098	WHEEL KIT - 8 LUG - HEAT TREATED XL DUPLEX ACORN	14MM X 1.50" R.H.	7/8" HEX	2.38"
C32108	WHEEL KIT - 8 LUG - HEAT TREATED XL DUPLEX ACORN	9/16" R.H.	7/8" HEX	2.38"
C32118	WHEEL KIT - 8 LUG - HEAT TREATED XL DUPLEX ACORN	14MM X 2.00" R.H.	7/8" HEX	2.38"



WHEEL INSTALLATION KITS

HEX TUNER (C6000 SERIES)

KIT PART NUMBER	DESCRIPTION	THREAD SIZE	LUG HEIGHT
C21404T	WHEEL KIT - 4 LUG - HEX TUNER	1/2" R.H.	1.30"
C21604T	WHEEL KIT - 4 LUG - HEX TUNER	12MM X 1.25" R.H.	1.30"
C21704T	WHEEL KIT - 4 LUG - HEX TUNER	12MM X 1.50" R.H.	1.30"
C21405T	WHEEL KIT - 5 LUG - HEX TUNER	1/2" R.H.	1.30"
C21605T	WHEEL KIT - 5 LUG - HEX TUNER	12MM X 1.25" R.H.	1.30"
C21705T	WHEEL KIT - 5 LUG - HEX TUNER	12MM X 1.50" R.H.	1.30"
C21805T	WHEEL KIT - 5 LUG - HEX TUNER	12MM X 1.75" R.H.	1.30"
C21905T	WHEEL KIT - 5 LUG - HEX TUNER	14MM X 1.50" R.H.	1.30"
C21406T	WHEEL KIT - 6 LUG - HEX TUNER	1/2" R.H.	1.30"
C21606T	WHEEL KIT - 6 LUG - HEX TUNER	12MM X 1.25" R.H.	1.30"
C21706T	WHEEL KIT - 6 LUG - HEX TUNER	12MM X 1.50" R.H.	1.30"
C21906T	WHEEL KIT - 6 LUG - HEX TUNER	14MM X 1.50" R.H.	1.30"

OPEN END SPLINE - PASSENGER (C7000-0 SERIES)

KIT PART NUMBER	DESCRIPTION	THREAD SIZE	LUG HEIGHT
C23405-0	WHEEL KIT - 5 LUG - OPEN END SPLINE	1/2" R.H.	0.85"
C23605-0	WHEEL KIT - 5 LUG - OPEN END SPLINE	12MM X 1.25" R.H.	0.85"
C23705-0	WHEEL KIT - 5 LUG - OPEN END SPLINE	12MM X 1.50" R.H.	0.85"
C23606-0	WHEEL KIT - 6 LUG - OPEN END SPLINE	12MM X 1.25" R.H.	0.85"
C23706-0	WHEEL KIT - 6 LUG - OPEN END SPLINE	12MM X 1.50" R.H.	0.85"

HEAT TREATED OPEN END SPLINE - PASSENGER (C7000-0H SERIES)

KIT PART NUMBER	DESCRIPTION	THREAD SIZE	LUG HEIGHT
C23405-0H	WHEEL KIT - 5 LUG - HEAT TREATED OPEN END SPLINE	1/2" R.H.	0.85"
C23605-0H	WHEEL KIT - 5 LUG - HEAT TREATED OPEN END SPLINE	12MM X 1.25" R.H.	0.85"
C23705-0H	WHEEL KIT - 5 LUG - HEAT TREATED OPEN END SPLINE	12MM X 1.50" R.H.	0.85"
C23406-0H	WHEEL KIT - 6 LUG - HEAT TREATED OPEN END SPLINE	1/2" R.H.	0.85"

SPLINE - PASSENGER (C7000 SERIES)

KIT PART NUMBER	DESCRIPTION	THREAD SIZE	LUG HEIGHT
C23204	WHEEL KIT - 4 LUG - SPLINE	7/16" R.H.	1.38"
C23404	WHEEL KIT - 4 LUG - SPLINE	1/2" R.H.	1.38"
C23604	WHEEL KIT - 4 LUG - SPLINE	12MM X 1.25" R.H.	1.38"
C23704	WHEEL KIT - 4 LUG - SPLINE	12MM X 1.50" R.H.	1.38"
C23205	WHEEL KIT - 5 LUG - SPLINE	7/16" R.H.	1.38"
C23405	WHEEL KIT - 5 LUG - SPLINE	1/2" R.H.	1.38"
C23605	WHEEL KIT - 5 LUG - SPLINE	12MM X 1.25" R.H.	1.38"
C23705	WHEEL KIT - 5 LUG - SPLINE	12MM X 1.50" R.H.	1.38"
C23805	WHEEL KIT - 5 LUG - SPLINE	12MM X 1.75" R.H.	1.38"
C23206	WHEEL KIT - 6 LUG - SPLINE	7/16" R.H.	1.38"
C23406	WHEEL KIT - 6 LUG - SPLINE	1/2" R.H.	1.38"
C23606	WHEEL KIT - 6 LUG - SPLINE	12MM X 1.25" R.H.	1.38"
C23706	WHEEL KIT - 6 LUG - SPLINE	12MM X 1.50" R.H.	1.38"

HEAT TREATED SPLINE - PASSENGER (C7000H SERIES)

KIT PART NUMBER	DESCRIPTION	THREAD SIZE	LUG HEIGHT
C23405H	WHEEL KIT - 5 LUG - HEAT TREATED SPLINE	1/2" R.H.	1.38"
C23605H	WHEEL KIT - 5 LUG - HEAT TREATED SPLINE	12MM X 1.25" R.H.	1.38"
C23705H	WHEEL KIT - 5 LUG - HEAT TREATED SPLINE	12MM X 1.50" R.H.	1.38"
C23805H	WHEEL KIT - 5 LUG - HEAT TREATED SPLINE	12MM X 1.75" R.H.	1.38"
C23406H	WHEEL KIT - 6 LUG - HEAT TREATED SPLINE	1/2" R.H.	1.38"
C23606H	WHEEL KIT - 6 LUG - HEAT TREATED SPLINE	12MM X 1.25" R.H.	1.38"
C23706H	WHEEL KIT - 6 LUG - HEAT TREATED SPLINE	12MM X 1.50" R.H.	1.38"

OPEN END SPLINE - TRUCK (C7100-0 SERIES)

KIT PART NUMBER	DESCRIPTION	THREAD SIZE	LUG HEIGHT
C239105-0	WHEEL KIT - 5 LUG - OE SPLINE	9/16" R.H.	1.00"
C239056-0	WHEEL KIT - 6 LUG - OE SPLINE	14MM X 1.50" R.H.	1.00"
C239156-0	WHEEL KIT - 6 LUG - OE SPLINE	14MM X 2.00" R.H.	1.00"

SPLINE - TRUCK (C7100 SERIES)

KIT PART NUMBER	DESCRIPTION	THREAD SIZE	LUG HEIGHT
C234055	WHEEL KIT - 5 LUG - SPLINE	1/2" R.H.	2.00"
C239055	WHEEL KIT - 5 LUG - SPLINE	14MM X 1.50" R.H.	2.00"
C239056	WHEEL KIT - 6 LUG - SPLINE	14MM X 1.50" R.H.	2.00"
C239106	WHEEL KIT - 6 LUG - SPLINE	9/16" R.H.	2.00"
C239156	WHEEL KIT - 6 LUG - SPLINE	14MM X 2.00" R.H.	2.00"
C239058	WHEEL KIT - 8 LUG - SPLINE	14MM X 1.50" R.H.	2.00"
C239108	WHEEL KIT - 8 LUG - SPLINE	9/16" R.H.	2.00"
C239158	WHEEL KIT - 8 LUG - SPLINE	14MM X 2.00" R.H.	2.00"

HEAT TREATED SPLINE - TRUCK (C7100H SERIES)

KIT PART NUMBER	DESCRIPTION	THREAD SIZE	LUG HEIGHT
C234055H	WHEEL KIT - 5 LUG - HEAT TREATED SPLINE	1/2" R.H.	2.00"
C239055H	WHEEL KIT - 5 LUG - HEAT TREATED SPLINE	14MM X 1.50" R.H.	2.00"
C239056H	WHEEL KIT - 6 LUG - HEAT TREATED SPLINE	14MM X 1.50" R.H.	2.00"
C239106H	WHEEL KIT - 6 LUG - HEAT TREATED SPLINE	9/16" R.H.	2.00"
C239156H	WHEEL KIT - 6 LUG - HEAT TREATED SPLINE	14MM X 2.00" R.H.	2.00"
C239058H	WHEEL KIT - 8 LUG - HEAT TREATED SPLINE	14MM X 1.50" R.H.	2.00"
C239108H	WHEEL KIT - 8 LUG - HEAT TREATED SPLINE	9/16" R.H.	2.00"
C239158H	WHEEL KIT - 8 LUG - HEAT TREATED SPLINE	14MM X 2.00" R.H.	2.00"

BLACK SPLINE - PASSENGER (C7000B SERIES)

KIT PART NUMBER	DESCRIPTION	THREAD SIZE	LUG HEIGHT
C23205B	WHEEL KIT - 5 LUG - BLACK SPLINE	7/16" R.H.	1.38"
C23405B	WHEEL KIT - 5 LUG - BLACK SPLINE	1/2" R.H.	1.38"
C23605B	WHEEL KIT - 5 LUG - BLACK SPLINE	12MM X 1.25" R.H.	1.38"
C23705B	WHEEL KIT - 5 LUG - BLACK SPLINE	12MM X 1.50" R.H.	1.38"
C23805B	WHEEL KIT - 5 LUG - BLACK SPLINE	12MM X 1.75" R.H.	1.38"
C23406B	WHEEL KIT - 6 LUG - BLACK SPLINE	1/2" R.H.	1.38"
C23606B	WHEEL KIT - 6 LUG - BLACK SPLINE	12MM X 1.25" R.H.	1.38"
C23706B	WHEEL KIT - 6 LUG - BLACK SPLINE	12MM X 1.50" R.H.	1.38"

BLACK SPLINE - TRUCK (C7100B SERIES)

KIT PART NUMBER	DESCRIPTION	THREAD SIZE	LUG HEIGHT
C239056B	WHEEL KIT - 6 LUG - BLACK SPLINE	14MM X 1.50" R.H.	2.00"
C239058B	WHEEL KIT - 8 LUG - BLACK SPLINE	14MM X 1.50" R.H.	2.00"
C239108B	WHEEL KIT - 8 LUG - BLACK SPLINE	9/16" R.H.	2.00"
C239158B	WHEEL KIT - 8 LUG - BLACK SPLINE	14MM X 2.00" R.H.	2.00"

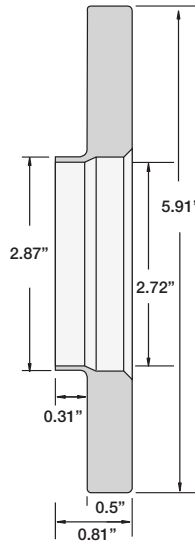


HUB CENTRIC BILLET SPACERS

Made from the finest T6 grade billet aluminum, these Hub Centric Spacers were specifically made to accommodate mid offset and/or older model Mercedes-Benz and BMW applications. These spacers will create perfect wheel fitments on a majority of those difficult applications, while still maintaining hub centricity.



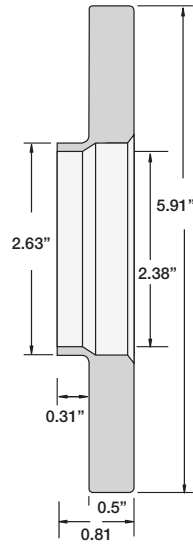
C050-5120



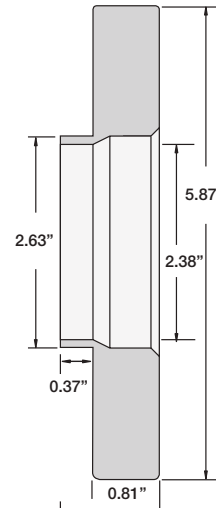
• Spacer drawing not to scale



C050-5112



C079-5112



HUB CENTRIC BILLET SPACERS

BULK PART NO.	THICKNESS	BOLT PATTERN#1	BOLT PATTERN #2	CENTER BORE	DESCRIPTION
C020-5100-5112N	5MM	5X100	5X112	57.10MM	5MM - 5X100 / 5X112 - NO SNOUT - 57.1MM CB
C050-5100-5112	12MM	5X100	5X112	57.10MM	12MM - 5X100 / 5X112 - WITH SNOUT - 57.1MM CB
C059-5100-5112	15MM	5X100	5X112	57.10MM	15MM - 5X100 / 5X112 - WITH SNOUT - 57.1MM CB
C079-5100-5112	20MM	5X100	5X112	57.10MM	20MM - 5X100 / 5X112 - WITH SNOUT - 57.1MM CB
C020-5112N	5MM	5X112	N/A	66.56MM	5MM - 5X112 - NO SNOUT - 66.56MM CB
C039-5112N	10MM	5X112	N/A	66.56MM	10MM - 5X112 - NO SNOUT - 66.56MM CB
C050-5112	12MM	5X112	N/A	66.56MM	12MM - 5X112 - WITH SNOUT - 66.56MM CB
C059-5112	15MM	5X112	N/A	66.56MM	15MM - 5X112 - WITH SNOUT - 66.56MM CB
C079-5112	20MM	5X112	N/A	66.56MM	20MM - 5X112 - WITH SNOUT - 66.56MM CB
C020-5120N	5MM	5X120	N/A	72.56MM	5MM - 5X120 - NO SNOUT - 72.62MM CB
C039-5120N	10MM	5X120	N/A	72.56MM	10MM - 5X120 - NO SNOUT - 72.62MM CB
C050-5120	12MM	5X120	N/A	72.56MM	12MM - 5X120 - WITH SNOUT - 72.62MM CB
C059-5120	15MM	5X120	N/A	72.56MM	15MM - 5X120 - WITH SNOUT - 72.62MM CB
C079-5120	20MM	5X120	N/A	72.56MM	20MM - 5X120 - WITH SNOUT - 72.62MM CB
C020-5130N					
C050-5130	12MM	5X130	N/A	71.50MM	12MM - 5X130 - WITH SNOUT - 71.50MM CB
C059-5130	15MM	5X130	N/A	71.50MM	15MM - 5X130 - WITH SNOUT - 71.50MM CB
C079-5130	20MM	5X130	N/A	71.50MM	20MM - 5X130 - WITH SNOUT - 71.50MM CB
C039-6550	10MM	6X5.50	N/A	78.30MM	10MM - 6X5.50 - WITH SNOUT - 78.30MM CB

Topline Universal Brake Spacers are wheel spacers used to provide additional brake clearance on custom wheels, or to space the wheels closer to the outside fender. Manufactured of premium quality die-cast aluminum, the spacers are available for 4, 5, 6, and 8-lug vehicle applications, in thicknesses ranging from 1/8", 1/4", 1/3", and 1/2".



UNIVERSAL BRAKE SPACERS

BULK PART NO.	THICKNESS	DESCRIPTION	CENTER BORE (in/mm)	OUTSIDE DIAMETER
C601	1/4"	4 LUG - 4X110MM, 4X4.25", 4X4.50"	2.83" / 71.9mm	6.00"
C601-050	1/2"	4 LUG - 4X110MM, 4X4.25", 4X4.50"	2.83" / 71.9mm	6.00"
C602	1/4"	5 LUG - 5X4.50, 5X4.75, 5X5.00	3.55" / 88.7mm	6.50"
C602-050	1/2"	5 LUG - 5X4.50, 5X4.75, 5X5.00	3.55" / 88.7mm	6.50"
C603	1/4"	5/6 LUG - 5X135MM, 5X5.50", 6X135MM, 6X5.50"	4.25" / 108mm	7.00"
C603-050	1/2"	5/6 LUG - 5X135MM, 5X5.50", 6X135MM, 6X5.50"	4.25" / 108mm	7.00"
C604	1/4"	8 LUG - 8X6.50, 8X170, 8X180	4.95" / 125.7mm	8.10"
C604-050	1/2"	8 LUG - 8X6.50, 8X170, 8X180	4.95" / 125.7mm	8.10"
C605	1/4"	5 LUG - 5X100MM - 5X120MM	3.20" / 80mm	6.10"
C605-050	1/2"	5 LUG - 5X100MM - 5X120MM	3.20" / 80mm	6.10"
C606	1/8"	4/5 LUG - 100MM - 120MM	3.05" / 76.25mm	6.00"
C606-050	1/2"	4/5 LUG - 100MM - 120MM	3.05" / 76.25mm	6.00"
C608	1/3"	4/5 LUG - 100MM - 120MM	2.90" / 73.6mm	6.20"
C609	1/4"	6 LUG - 6X4.50, 6X115, 6X120, 6X5.00	3.08" / 78.3mm	6.20"
C609-050	1/2"	6 LUG - 6X4.50, 6X115, 6X120, 6X5.00	3.08" / 78.3mm	6.20"

BULK PACK 1/4" = 100/BOX - 1/2" = 50/BOX

BILLET WHEEL ADAPTERS

TOPLINE proudly introduces our Billet Wheel Adapters. These high quality adapters are made from the finest T6 grade billet aluminum, for superior strength and hardness. TOPLINE offers a variety of choices with 4, 5, 6 and 8 lug applications. All adapters come standard with 10.9 forged studs and for your convenience, open-end lug nuts are included. Whether you want to space out your wheels, change bolt patterns, or both, TOPLINE has the right adapter fitments for all your wheel installation needs.



BILLET WHEEL ADAPTERS

BULK PART NO.	THICKNESS	VEHICLE BOLT PATTERN	WHEEL BOLT PATTERN	DIAMETER	STUD THREAD SIZE	CENTER BORE	DESCRIPTION
C100-5100-5100	1.00"	5X100	5X100	6.25"	12X1.50"	57.10MM	ADAPTER, 7"DIA. 1.25"H 5X100 TO 5X100 57.10MM/CB - 12X1.50 STUDS
C100-5100-5450	1.00"	5X100	5X4.50	7.00"	12X1.50"	57.10MM	ADAPTER, 7"DIA. 1.25"H 5X100 TO 5X4.50 57.10MM/CB - 12X1.50 STUDS
C100-5450-5450-04	1.00"	5X4.50	5X4.50	7.00"	1/2"	74.10MM	ADAPTER, 7"DIA. 1.25"H 5X4.50 TO 5X4.50 74.10MM/CB - 1/2" STUDS
C100-5450-5450-07	1.00"	5X4.50	5X4.50	7.00"	12X1.50"	74.10MM	ADAPTER, 7"DIA. 1.25"H 5X4.50 TO 5X4.50 74.10MM/CB - 12X1.50 STUDS
C125-4100-4100	1.25"	4X100	4X100	6.25"	12X1.50"	72.56MM	ADAPTER, 6.25"DIA. 1.25"H 4X100 TO 4X100 72.56MM/CB - 12X1.50 STUDS
C125-4100-4450	1.25"	4X100	4X4.50	6.25"	12X1.50"	72.56MM	ADAPTER, 6.25"DIA. 1.25"H 4X100 TO 4X4.50 72.56MM/CB - 12X1.50 STUDS
C125-4425-4100	1.25"	4X4.25	4X100	6.25"	12X1.50"	74.10MM	ADAPTER, 6.25"DIA. 1.25"H 4X4.25 TO 4X100 72.56MM/CB - 12X1.50 STUDS
C125-4425-4425	1.25"	4X4.25	4X4.25	6.25"	12X1.50"	73.10MM	ADAPTER, 6.25"DIA. 1.25"H 4X4.25 TO 4X4.25 63.40MM/CB - 12X1.50 STUDS
C125-4450-4100	1.25"	4X4.50	4X100	6.25"	12X1.50"	74.10MM	ADAPTER, 6.25"DIA. 1.25"H 4X4.50 TO 4X100 74.10MM/CB - 12X1.50 STUDS
C125-4450-4450	1.25"	4X4.50	4X4.50	6.25"	12X1.50"	74.10MM	ADAPTER, 6.25"DIA. 1.25"H 4X4.50 TO 4X4.50 74.10MM/CB - 12X1.50 STUDS
C125-5100-5112	1.25"	5X100	5X112	7.00"	12X1.50"	57.10MM	ADAPTER, 7"DIA. 1.25"H 5X100 TO 5X112 74.10MM/CB - 12X1.50 STUDS
C125-5100-5450	1.25"	5X100	5X4.50	7.00"	12X1.50"	72.56MM	ADAPTER, 7"DIA. 1.25"H 5X100 TO 5X4.50 72.56MM/CB - 12X1.50 STUDS
C125-5110-5450	1.25"	5X110	5X4.50	7.00"	12X1.50"	65.10MM	ADAPTER, 7"DIA. 1.25"H 5X110 TO 5X4.50 65.10MM/CB - 12X1.50 STUDS
C125-5112-5100	1.25"	5X112	5X100	7.00"	12X1.50"	66.60MM	ADAPTER, 7"DIA. 1.25"H 5X112 TO 5X100 66.60MM/CB - 12X1.50 STUDS
C125-5112-5112	1.25"	5X112	5X112	7.00"	12X1.50"	66.60MM	ADAPTER, 7"DIA. 1.25"H 5X112 TO 5X112 66.60MM/CB - 12X1.50 STUDS
C125-5112-5450	1.25"	5X112	5X4.50	7.00"	12X1.50"	66.60MM	ADAPTER, 7"DIA. 1.25"H 5X112 TO 5X4.50 66.60MM/CB - 12X1.50 STUDS
C125-5112-5120	1.25"	5X112	5X120	7.00"	12X1.50"	66.60MM	ADAPTER, 7"DIA. 1.25"H 5X112 TO 5X120 66.60MM/CB - 12X1.50 STUDS
C125-5115-5115-07	1.25"	5X115	5X115	7.00"	12X1.50"	74.10MM	ADAPTER, 7"DIA. 1.25"H 5X115 TO 5X115 74.10MM/CB - 12X1.50 STUDS
C125-5115-5115-09	1.25"	5X115	5X115	7.00"	14X1.50"	74.10MM	ADAPTER, 7"DIA. 1.25"H 5X115 TO 5X115 74.10MM/CB - 14X1.50 STUDS
C125-5135-5135-11	1.25"	5X135	5X135	7.00"	14X2.00"	87.10MM	ADAPTER, 7"DIA. 1.25"H 5X135 TO 5X135 87.10MM/CB - 14X2.00 STUDS
C125-5135-5450	1.25"	5X135	5X4.50	7.00"	12X1.50"	87.10MM	ADAPTER, 7"DIA. 1.25"H 5X135 TO 5X4.50 87.10MM/CB - 12X1.50 STUDS
C125-5135-5475	1.25"	5X135	5X4.75	7.00"	12X1.50"	87.10MM	ADAPTER, 7"DIA. 1.25"H 5X135 TO 5X4.75 87.10MM/CB - 12X1.50 STUDS
C125-5135-5500	1.25"	5X135	5X5.00	7.00"	12X1.50"	87.10MM	ADAPTER, 7"DIA. 1.25"H 5X135 TO 5X5.00 87.10MM/CB - 12X1.50 STUDS
C125-5150-5150	1.25"	5X150	5X150	7.00"	14X1.50"	110.10MM	ADAPTER, 7"DIA. 1.25"H 5X150 TO 5X150 110.10MM/CB - 14X1.50 STUDS
C125-5425-5450	1.25"	5X4.25	5X4.50	7.00"	12X1.50"	74.10MM	ADAPTER, 7"DIA. 1.25"H 5X4.25 TO 5X4.50 74.10MM/CB - 12X1.50 STUDS
C125-5450-5135	1.25"	5X4.50	5X135	7.00"	12X1.50"	74.10MM	ADAPTER, 7"DIA. 1.25"H 5X4.50 TO 5X135 74.10MM/CB - 12X1.50 STUDS
C125-5450-5450	1.25"	5X4.50	5X4.50	7.00"	12X1.50"	74.10MM	ADAPTER, 7"DIA. 1.25"H 5X4.50 TO 5X4.50 74.10MM/CB - 12X1.50 STUDS
C125-5450-5450-04	1.25"	5X4.50	5X4.50	7.00"	1/2"	74.10MM	ADAPTER, 7"DIA. 1.25"H 5X4.50 TO 5X4.50 74.10MM/CB - 1/2" STUDS
C125-5450-5475	1.25"	5X4.50	5X4.75	7.00"	12X1.50"	74.10MM	ADAPTER, 7"DIA. 1.25"H 5X4.50 TO 5X4.75 74.10MM/CB - 12X1.50 STUDS
C125-5450-5500	1.25"	5X4.50	5X5.00	7.00"	12X1.50"	74.10MM	ADAPTER, 7"DIA. 1.25"H 5X4.50 TO 5X5.00 74.10MM/CB - 12X1.50 STUDS

BILLET WHEEL ADAPTERS

C125-5450-5500-04	1.25"	5X4.50	5X5.00	7.00"	1/2"	74.10MM	ADAPTER, 7"DIA. 1.25"H 5X4.50 TO 5X5.00 74.10MM/CB - 1/2" STUDS
C125-5450-5550	1.25"	5X4.50	5X5.50	7.00"	12X1.50"	74.10MM	ADAPTER, 7"DIA. 1.25"H 5X4.50 TO 5X5.50 74.10MM/CB - 12X1.50 STUDS
C125-5475-5135	1.25"	5X4.75	5X135	7.00"	12X1.50"	74.10MM	ADAPTER, 7"DIA. 1.25"H 5X4.75 TO 5X135 87.10MM/CB - 12X1.50 STUDS
C125-5475-5450	1.25"	5X4.75	5X4.50	7.00"	12X1.50"	74.10MM	ADAPTER, 7"DIA. 1.25"H 5X4.75 TO 5X4.50 74.10MM/CB - 12X1.50 STUDS
C125-5475-5475	1.25"	5X4.75	5X4.75	7.00"	12X1.50"	74.10MM	ADAPTER, 7"DIA. 1.25" H 5X4.75 TO 5X4.75 74.10MM/CB - 12X1.50 STUDS
C125-5475-5500	1.25"	5X4.75	5X5.00	7.00"	12X1.50"	74.10MM	ADAPTER, 7"DIA. 1.25"H 5X4.75 TO 5X5.00 78.10MM/CB - 12X1.50 STUDS
C125-5500-5135	1.25"	5X5.00	5X135	7.00"	12X1.50"	87.10MM	ADAPTER, 7"DIA. 1.25"H 5X5.00 TO 5X135 87.10MM/CB - 12X1.50 STUDS
C125-5500-5450-04	1.25"	5X5.00	5X4.50	7.00"	1/2"	78.10MM	ADAPTER, 7"DIA. 1.25"H 5X5.00 TO 5X4.50 78.10MM/CB - 1/2" STUDS
C125-5500-5450	1.25"	5X5.00	5X4.50	7.00"	12X1.50"	78.10MM	ADAPTER, 7"DIA. 1.25"H 5X5.00 TO 5X4.50 78.10MM/CB - 12X1.50 STUDS
C125-5500-5475	1.25"	5X5.00	5X4.75	7.00"	12X1.50"	78.10MM	ADAPTER, 7"DIA. 1.25"H 5X5.00 TO 5X4.75 78.10MM/CB - 12X1.50 STUDS
C125-5500-5500	1.25"	5X5.00	5X5.00	7.00"	12X1.50"	78.10MM	ADAPTER, 7"DIA. 1.25"H 5X5.00 TO 5X5.00 78.10MM/CB - 12X1.50 STUDS
C125-5500-5500-04	1.25"	5X5.00	5X5.00	7.00"	1/2"	78.10MM	ADAPTER, 7"DIA. 1.25"H 5X5.00 TO 5X5.00 78.10MM/CB - 1/2" STUDS
C125-5500-5550	1.25"	5X5.00	5X5.50	7.00"	12X1.50"	78.10MM	ADAPTER, 7"DIA. 1.25"H 5X5.00 TO 5X5.50 78.10MM/CB - 12X1.50 STUDS
C125-5550-5450	1.25"	5X5.50	5X4.50	7.00"	12X1.50"	87.10MM	ADAPTER, 7"DIA. 1.25"H 5X5.50 TO 5X4.50 87.10MM/CB - 12X1.50 STUDS
C125-5550-5475	1.25"	5X5.50	5X4.75	7.00"	12X1.50"	87.10MM	ADAPTER, 7"DIA. 1.25"H 5X5.50 TO 5X4.75 87.10MM/CB - 12X1.50 STUDS
C125-5550-5500	1.25"	5X5.50	5X5.00	7.00"	1/2"	87.10MM	ADAPTER, 7"DIA. 1.25"H 5X5.50 TO 5X5.00 87.10MM/CB - 1/2" STUDS
C125-5550-5550	1.25"	5X5.50	5X5.50	7.00"	1/2"	108.10MM	ADAPTER, 7"DIA. 1.25"H 5X5.50 TO 5X5.50 108.10MM/CB - 1/2" STUDS
C125-5550-5550-09	1.25"	5X5.50	5X5.50	7.00"	14X1.50"	108.10MM	ADAPTER, 7"DIA. 1.25"H 5X5.50 TO 5X5.50 108.10MM/CB - 14X1.50 STUDS
C125-6135-6135	1.25"	6X135	6X135	7.00"	14X2.00"	87.10MM	ADAPTER, 7"DIA. 1.25"H 6X135 TO 6X135 87.10MM/CB - 14X2.00 STUDS
C125-6135-6550	1.25"	6X135	6X5.50	7.00"	14X2.00"	87.10MM	ADAPTER, 7"DIA. 1.25"H 6X135 TO 6X5.50 87.10MM/CB - 14X2.00 STUDS
C125-6450-6450	1.25"	6X4.50	6X4.50	7.00"	1/2"	74.10MM	ADAPTER, 7"DIA. 1.25"H 6X4.50 TO 6X4.50 74.10MM/CB - 1/2" STUDS
C125-6450-6550	1.25"	6X4.50	6X5.50	7.00"	1/2"	74.10MM	ADAPTER, 7"DIA. 1.25"H 6X4.50 TO 6X5.50 74.10MM/CB - 1/2" STUDS
C125-6500-6500	1.25"	6X5.00	6X5.00	7.00"	12X1.50"	78.30MM	ADAPTER, 7"DIA. 1.25"H 6X5.00 TO 6X5.00 78.30MM/CB - 12X1.50 STUDS
C125-6500-6550	1.25"	6X5.00	6X5.50	7.00"	12X1.50"	78.30MM	ADAPTER, 7"DIA. 1.25"H 6X5.00 TO 6X5.50 78.30MM/CB - 12X1.50 STUDS
C125-6550-6135	1.25"	6X5.50	6X135	7.00"	14X1.50"	108.10MM	ADAPTER, 7"DIA. 1.25"H 6X5.50 TO 6X135 108.10MM/CB - 14X1.50 STUDS
C125-6550-6550	1.25"	6X5.50	6X5.50	7.00"	14X1.50"	108.10MM	ADAPTER, 7"DIA. 1.25"H 6X5.50 TO 6X5.50 108.10MM/CB - 14X1.50 STUDS
C125-6550-6550-07	1.25"	6X5.50	6X5.50	7.00"	12X1.50"	108.10MM	ADAPTER, 7"DIA. 1.25"H 6X5.50 TO 6X5.50 108.10MM/CB - 12X1.50 STUDS
C125-8170-8170-11	1.25"	8X170	8X170	8.00"	14X2.00"	125.10MM	ADAPTER, 8"DIA. 1.25"H 8X170 TO 8X170 125.10MM/CB - 14X2.00" STUDS
C125-8650-8650	1.25"	8X6.50	8X6.50	8.00"	14X1.50"	125.10MM	ADAPTER, 8"DIA. 1.25"H 8X6.50 TO 8X6.50 125.10MM/CB - 14X1.50 STUDS
C150-5450-5450-07	1.50"	5X4.50	5X4.50	7.00"	12X1.50"	74.10MM	ADAPTER, 7"DIA. 1.50"H 5X4.50 TO 5X4.50 74.10MM/CB - 12X1.50 STUDS
C150-5450-5450-04	1.50"	5X4.50	5X4.50	7.00"	1/2"	74.10MM	ADAPTER, 7"DIA. 1.50"H 5X4.50 TO 5X4.50 74.10MM/CB - 1/2" STUDS
C150-5500-5500-04	1.50"	5X5.00	5X5.00	7.00"	1/2"	78.10MM	ADAPTER, 7"DIA. 1.50"H 5X5.00 TO 5X5.00 78.10MM/CB - 1/2" STUDS
C150-5550-5550-09	1.50"	5X5.50	5X5.50	7.00"	14X1.50"	108.10MM	ADAPTER, 7"DIA. 1.50"H 5X5.50 TO 5X5.50 108.10MM/CB - 14X1.50 STUDS
C150-5550-5550-10	1.50"	5X5.50	5X5.50	7.00"	9/16" LONG	108.10MM	ADAPTER, 7"DIA. 1.50"H 5X5.50 TO 5X5.50 108.10MM/CB - 9/16" STUDS
C150-6550-6550-09	1.50"	6X5.50	6X5.50	7.00"	14X1.50"	108.10MM	ADAPTER, 7"DIA. 1.50"H 6X5.50 TO 6X5.50 108.10MM/CB - 14X1.50 STUDS
C150-6550-6550-07	1.50"	6X5.50	6X5.50	7.00"	12X1.50"	108.10MM	ADAPTER, 7"DIA. 1.50"H 6X5.50 TO 6X5.50 108.10MM/CB - 12X1.50 STUDS
C150-8650-8650	1.50"	8X6.50	8X6.50	8.00"	14X1.50"	125.10MM	ADAPTER, 8"DIA. 1.50"H 8X6.50 TO 8X6.50 125.10MM/CB - 14X1.50 STUDS
C150-8650-8170-09	1.50"	8X170	8X170	8.00"	14X1.50"	125.10MM	ADAPTER, 8"DIA. 1.50"H 8X6.50 TO 8X170 125.10MM/CB - 14X1.50 STUDS
C150-8650-8180	1.50"	8X6.50	8X180	8.46"	14X1.50"	125.10MM	ADAPTER, 8"DIA. 1.50"H 8X6.50 TO 8X180 125.10MM/CB - 14X1.50 STUDS
C150-8170-8650-11	1.50"	8X170	8X6.50	8.00"	14X2.00"	125.10MM	ADAPTER, 8"DIA. 1.50"H 8X170 TO 8X6.50 125.10MM/CB - 14X2.00" STUDS
C150-8170-8170-11	1.50"	8X170	8X170	8.00"	14X2.00"	125.10MM	ADAPTER, 8"DIA. 1.50"H 8X170 TO 8X170 125.10MM/CB - 14X2.00" STUDS
C150-8180-8650	1.50"	8X180	8X6.50	8.46"	14X1.50"	124.10MM	ADAPTER, 8"DIA. 1.50"H 8X180 TO 8X6.50 124.10MM/CB - 14X1.50 STUDS
C150-8180-8180	1.50"	8X180	8X180	8.46"	14X1.50"	124.10MM	ADAPTER, 8"DIA. 1.50"H 8X180 TO 8X180 124.10MM/CB - 14X1.50 STUDS
C200-5450-5450-07	2.00"	5X4.50	5X4.50	7.00"	12X1.50"	74.10MM	ADAPTER, 7" DIA. 2.00" H 5X4.50 TO 5X4.50 74.10MM/CB - 12X1.50 STUDS
C200-5450-5450-04	2.00"	5X4.50	5X4.50	7.00"	1/2"	74.10MM	ADAPTER, 7" DIA. 2.00" H 5X4.50 TO 5X4.50 74.10MM/CB - 1/2" STUDS
C200-5500-5500-04	2.00"	5X5.00	5X5.00	7.00"	1/2"	78.10MM	ADAPTER, 7" DIA. 2.00" H 5X5.00 TO 5X5.00 78.10MM/CB - 1/2" STUDS
C200-5550-5550-09	2.00"	5X5.50	5X5.50	7.00"	14X1.50"	108.10MM	ADAPTER, 7" DIA. 2.00" H 5X5.50 TO 5X5.50 108.10MM/CB - 14X1.50 STUDS
C200-5550-5550-10	2.00"	5X5.50	5X5.50	7.00"	9/16" LONG	108.10MM	ADAPTER, 7" DIA. 2.00" H 5X5.50 TO 5X5.50 108.10MM/CB - 9/16" STUDS
C200-6135-6135	2.00"	6X135	6X135	7.00"	14X2.00"	87.10MM	ADAPTER, 7" DIA. 2.00" H 6X135 TO 6X135 87.10MM/CB - 14X2.00 STUDS
C200-6550-6550-09	2.00"	6X5.50	6X5.50	7.00"	14X1.50"	108.10MM	ADAPTER, 7" DIA. 2.00" H 6X5.50 TO 6X5.50 108.10MM/CB - 14X1.50 STUDS
C200-6550-6550-07	2.00"	6X5.50	6X5.50	7.00"	12X1.50"	108.10MM	ADAPTER, 7" DIA. 2.00" H 6X5.50 TO 6X5.50 108.10MM/CB - 12X1.50 STUDS
C200-8650-8650	2.00"	8X6.50	8X6.50	8.00"	14X1.50"	125.10MM	ADAPTER, 8" DIA. 2.00" H 8X6.50 TO 8X6.50 125.10MM/CB - 14X1.50 STUDS
C200-8650-8170	2.00"	8X6.50	8X170	8.00"	14X1.50"	125.10MM	ADAPTER, 8" DIA. 2.00" H 8X6.50 TO 8X170 125.10MM/CB - 14X1.50 STUDS
C200-8650-8180	2.00"	8X6.50	8X180	8.46"	14X1.50"	125.10MM	ADAPTER, 8" DIA. 2.00" H 8X6.50 TO 8X180 125.10MM/CB - 14X1.50 STUDS
C200-8170-8170-11	2.00"	8X170	8X170	8.00"	14X2.00"	125.10MM	ADAPTER, 8" DIA. 2.00" H 8X170 TO 8X170 125.10MM/CB - 14X2.00 STUDS
C200-8170-8650	2.00"	8X170	8X6.50	8.00"	14X2.00"	125.10MM	ADAPTER, 8" DIA. 2.00" H 8X170 TO 8X6.50 125.10MM/CB - 14X2.00 STUDS
C200-8180-8650	2.00"	8X180	8X6.50	8.46"	14X1.50"	124.10MM	ADAPTER, 8" DIA. 2.00" H 8X180 TO 8X6.50 124.10MM/CB - 14X1.50 STUDS
C200-8180-8180	2.00"	8X180	8X180	8.46"	14X1.50"	124.10MM	ADAPTER, 8" DIA. 2.00" H 8X180 TO 8X180 124.10MM/CB - 14X1.50 STUDS
C200-8200-8200	2.00"	8X200	8X200	9.00"	14X1.50"	146.10MM	ADAPTER, 9" DIA. 2.00" H 8X200 TO 8X200 146.10MM/CB - 14X1.50 STUDS



BILLET DUAL DRILLED ADAPTERS



Topline Billet Wheel Adapters we made from the finest T6 grade billet aluminum, for superior strength and hardness. Topline offers a variety of choices with 4 lug and 5 lug dual drill applications.


Dual drill applications effectively reduce your inventory carrying costs. Unless otherwise noted, all adapters come standard with 12mm x 1.50" studs, and open-end lug nuts are included.

Whether you want to space out your wheels, change bolt patterns, or both, Topline has the right adapter fitments for all your wheel installation needs.

BILLET DUAL DRILLED ADAPTERS

BULK PART NO.	THICKNESS	VEHICLE BOLT PATTERN	VEHICLE BOLT PATTERN	WHEEL BOLT PATTERN	DIAMETER	STUD THREAD SIZE	CENTER BORE	DESCRIPTION
C100-4100-4450-4100	1.00"	4X100	4X4.50	4X100	7.00"	12X1.50"	74.1MM	DUAL DRILL ADAPTER, 7" DIA. 1.00" H 4X100/4X4.50 TO 4X100 74.1MM/CB
C100-4100-4450-4425	1.00"	4X100	4X4.50	4X4.25	7.00"	12X1.50"	74.1MM	DUAL DRILL ADAPTER, 7" DIA. 1.00" H 4X100/4X4.50 TO 4X4.25 74.1MM/CB
C100-4425-4100-4450	1.00"	4X4.25	4X100	4X4.50	7.00"	12X1.50"	74.1MM	DUAL DRILL ADAPTER, 7" DIA. 1.00" H 4X4.25/4X100 TO 4X4.50 74.1MM/CB
C100-4425-4450-4100	1.00"	4X4.25	4X4.50	4X100	7.00"	12X1.50"	74.1MM	DUAL DRILL ADAPTER, 7" DIA. 1.00" H 4X4.25/4X4.50 TO 4X100 74.1MM/CB
C125-4100-4450-4425	1.25"	4X100	4X4.50	4X4.25	7.00"	12X1.50"	74.1MM	DUAL DRILL ADAPTER, 7" DIA. 1.25" H 4X100/4X4.50 TO 4X4.25 74.1MM/CB
C125-5100-5425-5450	1.25"	5X100	5X4.25	5X4.50	7.00"	12X1.50"	74.1MM	DUAL DRILL ADAPTER, 7" DIA. 1.25" H 5X100/5X4.25 TO 5X4.50 74MM/CB
C125-5135-5500-5135	1.25"	5X135	5X5.00	5X135	7.00"	12X1.50"	87.1MM	DUAL DRILL ADAPTER, 7" DIA. 1.25" H 5X135/5X5.00 TO 5X135 87.1MM/CB
C125-5135-5500-5450	1.25"	5X135	5X5.00	5X4.50	7.00"	12X1.50"	87.1MM	DUAL DRILL ADAPTER, 7" DIA. 1.25" H 5X135/5X5.00 TO 5X4.50 87.1MM/CB
C125-5135-5500-5475	1.25"	5X135	5X5.00	5X4.75	7.00"	12X1.50"	87.1MM	DUAL DRILL ADAPTER, 7" DIA. 1.25" H 5X135/5X5.00 TO 5X4.75 87.1MM/CB
C125-5450-5475-5115	1.25"	5X4.50	5X4.75	5X115	7.00"	12X1.50"	74.1MM	DUAL DRILL ADAPTER, 7" DIA. 1.25" H 5X4.50/5X4.75 TO 5X115 74.1MM/CB
C125-5450-5475-5135	1.25"	5X4.50	5X4.75	5X135	7.00"	12X1.50"	74.1MM	DUAL DRILL ADAPTER, 7" DIA. 1.25" H 5X4.50/5X4.75 TO 5X135 74.1MM/CB
C125-5450-5475-5450	1.25"	5X4.50	5X4.75	5X4.50	7.00"	12X1.50"	74.1MM	DUAL DRILL ADAPTER, 7" DIA. 1.25" H 5X4.50/5X4.75 TO 5X4.50 74.1MM/CB
C125-5450-5475-5475	1.25"	5X4.50	5X4.75	5X4.75	7.00"	12X1.50"	74.1MM	DUAL DRILL ADAPTER, 7" DIA. 1.25" H 5X4.50/5X4.75 TO 5X4.75 74.1MM/CB
C125-5450-5475-5500	1.25"	5X4.50	5X4.75	5X5.00	7.00"	12X1.50"	74.1MM	DUAL DRILL ADAPTER, 7" DIA. 1.25" H 5X4.50/5X4.75 TO 5X5.00 74.1MM/CB
C125-5450-5475-5550	1.25"	5X4.50	5X4.75	5X5.50	7.00"	12X1.50"	74.1MM	DUAL DRILL ADAPTER, 7" DIA. 1.25" H 5X4.50/5X4.75 TO 5X5.50 74.1MM/CB
C125-5450-5500-5475	1.25"	5X4.50	5X5.00	5X4.75	7.00"	12X1.50"	74.1MM	DUAL DRILL ADAPTER, 7" DIA. 1.25" H 5X4.50/5X5.00 TO 5X4.75 74.1MM/CB
C125-5475-5500-5500	1.25"	5X4.75	5X5.00	5X5.00	7.00"	12X1.50"	74.1MM	DUAL DRILL ADAPTER, 7" DIA. 1.25" H 5X4.75/5X5.00 TO 5X5.00 74.1MM/CB
C125-5500-5550-5450	1.25"	5X5.00	5X5.50	5X4.50	7.00"	12X1.50"	87.1MM	DUAL DRILL ADAPTER, 7" DIA. 1.25" H 5X5.00/5X5.50 TO 5X4.50 87.1MM/CB
C125-5500-5550-5475	1.25"	5X5.00	5X5.50	5X4.75	7.00"	12X1.50"	87.1MM	DUAL DRILL ADAPTER, 7" DIA. 1.25" H 5X5.00/5X5.50 TO 5X4.75 87.1MM/CB

PRESS-IN WHEEL STUDS



PRESS-IN WHEELS STUDS FOR ADAPTERS

BULK PART NO.	STUD THREAD SIZE	OVERALL STUD LENGTH	OVERALL THREAD LENGTH
C930	7/16" R.H.	48MM LONG	32MM THREAD
C931	1/2" R.H.	48MM LONG	32MM THREAD
C931XL	1/2" R.H.	88MM LONG	42MM THREAD
C932	12MM X 1.25" R.H.	48MM LONG	32MM THREAD
C933	12MM X 1.50" R.H.	48MM LONG	32MM THREAD
C933XL	12MM X 1.50" R.H.	88MM LONG	42MM THREAD
C934	14MM X 1.50" R.H.	48MM LONG	32MM THREAD
C934XL	14MM X 1.50" R.H.	88MM LONG	42MM THREAD
C935	14MM X 2.00" R.H.	48MM LONG	32MM THREAD
C935XL	14MM X 2.00" R.H.	88MM LONG	42MM THREAD
C936	9/16" R.H.	48MM LONG	32MM THREAD
C936L	9/16" R.H.	56MM LONG	34MM THREAD
C936XL	9/16" R.H.	88MM LONG	42MM THREAD



HUB CENTRIC RINGS

Topline Hub Centric Rings are made from a high quality industrial plastic, to eliminate vibration and ensure a smooth ride for aftermarket wheels.

The Hub Centric Rings remove the space between the center bore of the wheel and the wheel hub of the vehicle, thus achieving hub centricity between the vehicle and the wheel. Topline Hub Centric Rings are sold as a set of 4 rings per pack, with a wide variety of fitments for most aftermarket wheels.

**VERDE WHEELS
V39 PARALLAX**



HUB CENTRIC RINGS

HUB CENTRIC RING APPLICATION CHART


C66 Series Hub Rings					
C66-5710	66.6MM	57.10MM	AUDI, BENTLEY, CHEVROLET, CHRYSLER, DODGE, PONTIAC, SATURN, SMART, VW		100MM
C67 Series Hub Rings					
C67-5410	67MM	54.10MM	HYUNDAI, KIA, MAZDA, SCION, TOYOTA		100MM
C67-5610	67MM	56.10MM	HONDA, LOTUS, MINI, MITSUBISHI, SCION FRS, SUBARU		100MM
C67-5710	67MM	57.10MM	AUDI, BENTLEY, CHEVROLET, CHRYSLER, DODGE, PONTIAC, SATURN, SMART, VW		100MM
C67-6010	67MM	60.10MM	LEXUS, TOYOTA		4.50"
C67-6410	67MM	64.10MM	ACURA, HONDA, TESLA		4.50"
C72 Series Hub Rings					
C72-5410	72.62MM	54.10MM	HYUNDAI, KIA, MAZDA, SCION, TOYOTA		100MM
C72-5610	72.62MM	56.10MM	HONDA, LOTUS, MINI, MITSUBISHI, SCION FRS, SUBARU		100MM
C72-5710	72.62MM	57.10MM	AUDI, BENTLEY, CHEVROLET, CHRYSLER, DODGE, PONTIAC, SATURN, SMART, VW		100MM
C72-5920	72.62MM	59.20MM	NISSAN		100MM
C72-6010	72.62MM	60.10MM	LEXUS, TOYOTA		4.50"
C72-6340	72.62MM	63.40MM	FORD, JAGUAR, LAND ROVER, LINCOLN, VOLVO		4.50"
C72-6410	72.62MM	64.10MM	ACURA, HONDA, TESLA		4.50"
C72-6510	72.62MM	65.10MM	GM, DODGE, JEEP, PONTIAC, SAAB, VOLVO		4.25"
C72-6610	72.62MM	66.10MM	INFINITI, NISSAN		4.50"
C72-6660	72.62MM	66.60MM	AUDI, MAYBACH, MERCEDES-BENZ		112MM
C72-6690	72.62MM	66.90MM	BUICK, CADILLAC, CHEVROLET, FERRARI, GMC, SAAB		120MM
C72-6710	72.62MM	67.10MM	CHRYSLER, DODGE, FORD, HYUNDAI, JEEP, KIA, LINCOLN, MASERATI, MAZDA, MITSUBISHI		4.50"
C72-6950	72.62MM	69.50MM	PONTIAC		120MM
C72-7010	72.62MM	70.10MM	ACURA		4.50"
C72-7030	72.62MM	70.30MM	BUICK, CADILLAC, CHEVROLET, GMC, PONTIAC		115MM
C72-7050	72.62MM	70.50MM	DODGE, FORD, LINCOLN		4.50"

HUB CENTRIC RING APPLICATION CHART

C73 Series Hub Rings				
C73-5410	73MM	54.10MM	HYUNDAI, KIA, MAZDA, SCION, TOYOTA	100MM
C73-5610	73MM	56.10MM	HONDA, LOTUS, MINI, MITSUBISHI, SCION FR5, SUBARU	100MM
C73-5710	73MM	57.10MM	AUDI, BENTLEY, CHEVROLET, CHRYSLER, DODGE, PONTIAC, SATURN, SMART, VW	100MM
C73-5910	73MM	59.10MM	NISSAN	100MM
C73-6010	73MM	60.10MM	LEXUS, TOYOTA	4.50"
C73-6340	73MM	63.40MM	FORD, JAGUAR, LAND ROVER, LINCOLN, VOLVO	4.50"
C73-6410	73MM	64.10MM	ACURA, HONDA, TESLA	4.50"
C73-6510	73MM	65.10MM	GM, DODGE, JEEP, PONTIAC, SAAB, VOLVO	4.25"
C73-6610	73MM	66.10MM	INFINITI, NISSAN	4.50"
C73-6660	73MM	66.60MM	AUDI, MAYBACH, MERCEDES-BENZ	112MM
C73-6690	73MM	66.90MM	BUICK, CADILLAC, CHEVROLET, FERRARI, GMC, SAAB	120MM
C73-6710	73MM	67.10MM	CHRYSLER, DODGE, FORD, HYUNDAI, JEEP, KIA, LINCOLN, MASERATI, MAZDA, MITSUBISHI	4.50"
C73-6950	73MM	69.50MM	PONTIAC	120MM
C73-7010	73MM	70.10MM	ACURA	4.50"
C73-7030	73MM	70.30MM	BUICK, CADILLAC, CHEVROLET, GMC, PONTIAC	115MM
C73-7050	73MM	70.50MM	DODGE, FORD, LINCOLN	4.50"
C73-7150	73MM	71.50MM	AUDI, CHRYSLER, DODGE, JEEP, PORSCHE, VW	115MM
C74 Series Hub Rings				
C74-5410	74MM	54.10MM	HYUNDAI, KIA, MAZDA, SCION, TOYOTA	100MM
C74-5610	74MM	56.10MM	HONDA, LOTUS, MINI, MITSUBISHI, SCION FR5, SUBARU	100MM
C74-5710	74MM	57.10MM	AUDI, BENTLEY, CHEVROLET, CHRYSLER, DODGE, PONTIAC, SATURN, SMART, VW	100MM
C74-5910	74MM	59.10MM	NISSAN	100MM
C74-6010	74MM	60.10MM	LEXUS, TOYOTA	4.50"
C74-6340	74MM	63.40MM	FORD, JAGUAR, LAND ROVER, LINCOLN, VOLVO	4.50"
C74-6410	74MM	64.10MM	ACURA, HONDA, TESLA	4.50"
C74-6510	74MM	65.10MM	GM, DODGE, JEEP, PONTIAC, SAAB, VOLVO	4.25"
C74-6610	74MM	66.10MM	INFINITI, NISSAN	4.50"
C74-6660	74MM	66.60MM	AUDI, BMW, MAYBACH, MERCEDES-BENZ	112MM
C74-6690	74MM	66.90MM	BUICK, CADILLAC, CHEVROLET, FERRARI, GMC, SAAB	120MM
C74-6710	74MM	67.10MM	CHRYSLER, DODGE, FORD, HYUNDAI, JEEP, KIA, LINCOLN, MASERATI, MAZDA, MITSUBISHI	4.50"
C74-6950	74MM	69.50MM	PONTIAC	120MM
C74-7010	74MM	70.10MM	ACURA	4.50"
C74-7030	74MM	70.30MM	BUICK, CADILLAC, CHEVROLET, GMC, PONTIAC	115MM
C74-7050	74MM	70.50MM	DODGE, FORD, LINCOLN	4.50"
C74-7150	74MM	71.50MM	AUDI, CHRYSLER, DODGE, JEEP, PORSCHE, VW	115MM
C74-7260	74MM	72.60MM	BMW, LAND ROVER, MINI	120MM
C78 Series Hub Rings				
C78-6610	78.10MM	66.10MM	LEXUS, TOYOTA	4.50"
C78-6656	78.10MM	66.56MM	AUDI, BMW, MAYBACH, MERCEDES-BENZ	112MM
C78-7030	78.10MM	70.30MM	BUICK, CADILLAC, CHEVROLET, GMC, PONTIAC	115MM
C78-7150	78.10MM	71.50MM	AUDI, CHRYSLER, DODGE, JEEP, PORSCHE, VW	115MM
C78-7256	78.10MM	72.56MM	BMW, LAND ROVER, MINI	120MM
C78-7410	78.10MM	74.10MM	BMW	120MM
C83 Series Hub Rings				
C83-7150	83MM	71.50MM	AUDI, CHRYSLER, DODGE, JEEP, PORSCHE, VW	N/A
C83-7410	83MM	74.10MM	BMW	N/A
C87 Series Hub Rings				
C87-7810	87.1MM	78.10MM	CADILLAC, CHEVY, GMC	135MM
C100 Series Hub Rings				
C100-7810	100MM	78.10MM	CADILLAC, CHEVY, GMC	5.50"
C103 Series Hub Rings				
C103-7810	103MM	78.10MM	CADILLAC, CHEVY, GMC	N/A
C106 Series Hub Rings				
C106-9310	106MM	93.10MM	FORD RANGER	5.50"
C108 Series Hub Rings				
C108-7780	108.1MM	77.80MM	CHEVROLET, CHRYSLER, DODGE, GMC, INFINITI, LEXUS, MITSUBISHI, NISSAN, RAM, TOYOTA	5.50"
C108-7810	108.1MM	78.10MM	CADILLAC, CHEVY, GMC	5.50"
C108-8710	108.1MM	87.10MM	FORD, LINCOLN	135MM
C108-9310	108.1MM	93.10MM	FORD RANGER	5.50"
C108-1000	108.1MM	100MM	HONDA, ISUZU, NISSAN	5.50"
C108-1060	108.1MM	106MM	LEXUS, TOYOTA	5.50"
C110 Series Hub Rings				
C110-7810	110MM	78.10MM	CADILLAC, CHEVY, GMC	5.50"
C125 Series Hub Rings				
C125-1167	125MM	116.70MM	CHEVROLET, GMC, HUMMER	6.50"
C125-1213	125MM	121.3MM	DODGE, NISSAN, RAM	6.50"



STAINLESS STEEL SIMULATORS



19.5" DUALY SIMULATORS

GM MOTOR HOMES AND TRUCK APPLICATIONS

PART NO.	DESCRIPTION
C42-1950	FITS 5 LUG FRONT, 10 LUG REAR



STAINLESS STEEL LUG NUT COVERS

FOR LIGHT AND MEDIUM TRUCKS

PART NO.	DESCRIPTION
C42-1610-6	7/8" HEX
C42-1950-6S	1" HEX, 1" TALL
C42-1950-6S	1" HEX, 1.8" TALL
C42-2000-6	1-1/16" HEX

19.5" DUALY SIMULATORS

1999 - 2004 FORD F450/F550

PART NO.	DESCRIPTION
C42-1950-F8	KIT FOR 4 WHEELS, 8 LUG / 5 VENT HOLES



19.5" DUALY SIMULATORS

FOR 2005+ FORD F450/F550

PART NO.	DESCRIPTION
C42-1950-F10	KIT FOR 4 WHEELS, 10 LUG / 5 VENT HOLES





16" DUALY SIMULATORS

1999 - 2004 FORD DUALY (8X170)

PART NO.	DESCRIPTION
C42-5849	KIT FOR 4 WHEELS - 14X2.00"



16" DUALY SIMULATORS

10 LUG FORD DUALY

PART NO.	DESCRIPTION
C42-1610HP	KIT FOR 4 WHEELS, 7/8" LUG NUTS WITH ATTACHED WASHERS

16" - 16.5" DUALY SIMULATORS

UNIVERSAL 8 LUG KIT (8X6.50)

PART NO.	DESCRIPTION
C42-1608	2WD - KIT FOR 4 WHEELS



COMPONENT PART NO.

UNIVERSAL 8 LUG KIT (8X6.50)

PART NO.	DESCRIPTION
C42-1608-1	REAR WHEEL LINER
C42-1608-3	FRONT WHEEL LINER
C42-1608-4	FRONT WHEEL HUB COVER
C42-1608-5	FRONT WHEEL HUB COVER 4WD - OPEN END
C42-1608-7	RETAINER RING

APPLICATION GUIDE

Fits 1980 and older, 16.5" Chevy and 16" up to 2000 Chevy
 Fits 1977 and newer, 16.5" and 16" Dodge
 Fits 1980 - 1998, 16.5" and 16" Ford up to 1998 except 1984





ADAPTER SOCKETS

BULK PART NO.	DESCRIPTION
C405	13/16" DEEP WELL SOCKET (LUG NUT SIZE) 3/8" DRIVE WITH 3/4" AND 13/16" HEX
C406	3/4" DEEP WELL SOCKET (LUG NUT SIZE) 3/8" DRIVE WITH 3/4" AND 13/16" HEX
C406A	3/4" DEEP WELL SOCKET (LUG NUT SIZE) 3/8" DRIVE WITH 13/16" AND 7/8" HEX
C407	13/16" DEEP WELL SOCKET (LUG NUT SIZE) 3/8" DRIVE WITH 13/16" AND 7/8" HEX
C408	7/8" DEEP WELL SOCKET (LUG NUT SIZE) 3/8" DRIVE WITH 13/16" AND 7/8" HEX
C6312	17MM DEEP WELL SOCKET (LUG NUT SIZE) 3/8" DRIVE WITH 17MM AND 19MM HEX

LUG WRENCHES

BULK PART NO.	DESCRIPTION
C403	FOLDING WRENCH - 21MM, 13/16"; 7/8" HEX
C410	EXTENSION WRENCH - 1/2" DRIVE WITH 3/4" 13/16" DEEP THIN WALL SOCKETS
C410A	EXTENSION WRENCH - 7/8" DEEP THIN WALL SOCKET

THIN WALL SOCKETS

BULK PART NO.	DESCRIPTION
C410-3	3/4" HEX
C410-4	13/16" HEX
C410-5	7/8" HEX



BOLT CIRCLE GAUGE

This slide-rule gauge measures the most popular 4, 5, 6 and 8 lug bolt patterns

BULK PART NO.	DESCRIPTION
C402	BOLT CIRCLE GAUGE



3/8" DRIVE SPECIALTY SOCKET WITH PLASTIC STEEL INSERT

BULK PART NO.	DESCRIPTION
C411	3/4" SOCKET WITH PLASTIC STEEL INSERT
C411-1	3/4" PLASTIC STEEL INSERT
C412	13/16" SOCKET WITH PLASTIC STEEL INSERT
C412-1	13/16" PLASTIC STEEL INSERT



C 453



C 450

WHEEL RACKS

Topline wheel racks are perfect for merchandising custom wheels of all sizes. They feature 5/8" or 3/4" steel tubing for increased stability and weight capacity.

BULK PART NO.	DESCRIPTION
C450	3-CUBE RACK BLACK FINISH ACCOMMODATES UP TO 8-20" WHEELS W x H x D = 23" x 70.5" x 23"
C451	3-CUBE RACK CHROME FINISH ACCOMMODATES UP TO 8-20" WHEELS W x H x D = 23" x 70.5" x 23"
C452	2-CUBE RACK BLACK FINISH ACCOMMODATES UP TO 6-24" WHEELS W x H x D = 27.5" x 56.5" x 27.5"
C453	2-CUBE RACK CHROME FINISH ACCOMMODATES UP TO 6-24" WHEELS W x H x D = 27.5" x 56.5" x 27.5"
C454	2-CUBE RACK BLACK FINISH ACCOMMODATES UP TO 6-26" WHEELS W x H x D = 27.5" x 63" x 27.5"
C455	2-CUBE RACK CHROME FINISH ACCOMMODATES UP TO 6-26" WHEELS W x H x D = 27.5" x 63" x 27.5"



* SAMPLE DISPLAY



WHEEL DISPLAY HOOKS

BULK PART NO.	DESCRIPTION
C460	WALL MOUNT HOOK



LUG NUT THREAD SIZE MEASUREMENT & APPLICATION INFORMATION

There are three important factors to determine correct lug nut fitment:

1. Thread Size

Thread Size – Thread size can be identified by using a thread pitch gauge. Topline lug nuts feature thread sizes engraved onto each of our lug nuts. Inches or Millimeters are used to measure the thread size pitch.

Simply take the outside diameter of the wheel stud across the threads. The most common inch thread sizes are: 7/16", 1/2" and 9/16". The most common millimeter thread sizes are: 10mm, 12mm and 14mm.

2. Thread Pitch

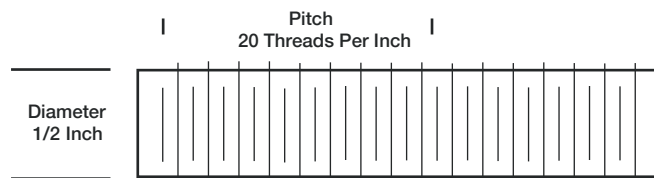
Inch Thread Pitch – To determine the inch thread pitch, simply measure the number of threads per inch.

Millimeter Thread Pitch – To determine Millimeter thread pitch, measure the distance in millimeters between the top of each thread.

3. Seat Type

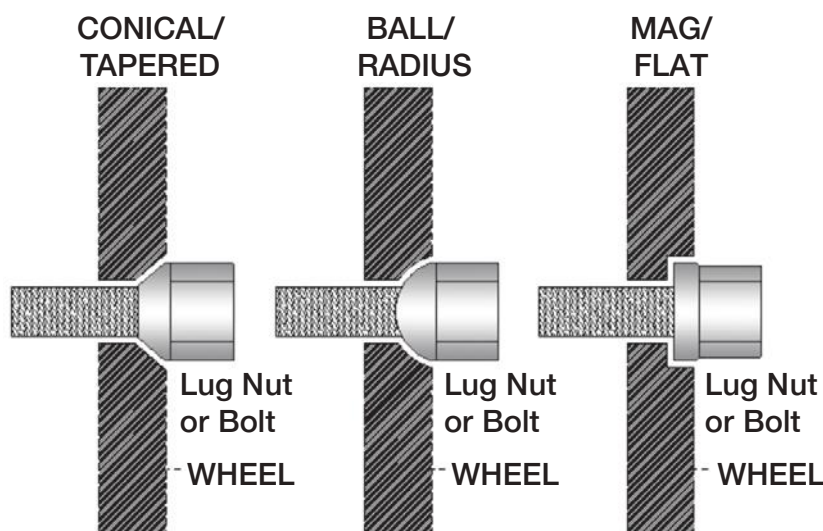
Seat Type – The seat type is how the lug nuts engage to the wheel surface.

A "Conical Seat" (or Acorn/Tapered Seat) lug nut is the most commonly used lug nut type. A "Mag Seat" features a flat lug nut seat and generally comes with a separate washer. A "Ball Seat" lug features a round seat area.



Thread Conversion Table

C 1 0 0 4
SERIES THREAD



Topline Code	Thread Diameter	Thread Pitch RH/LH
01	= 10mm	x 1.25 RH
02	= 7/16"	x 20 RH
04	= 1/2"	x 20 RH
05	= 1/2"	x 20 LH
06	= 12mm	x 1.25 RH
07	= 12mm	x 1.5 RH
08	= 12mm	x 1.75 RH
09	= 14mm	x 1.5 RH
10	= 9/16"	x 18 RH
11	= 14mm	x 2.00 RH
12	= 14mm	x 1.25 RH
20	= 9/16"	x 18 LH
30	= 5/8"	x 18 RH
31	= 5/8"	x 18 LH

