


Marinela Dinuță



LIMBA ENGLEZĂ

pentru clasa **I**

● vocabular

● transcriere fonetică

● exerciții

● jocuri

● poezii

● cântece



NAME:

AGE:

SCHOOL:



editura ELICART

CONTENTS



| No | TOPIC | VOCABULARY | STRUCTURES | Page |
|----|-------------------------------|---|---|-------|
| 1 | Good Morning, Teacher! | Morning, afternoon, evening, night, name, what, how, poem | Hello! Good morning! Good afternoon! Good evening! Good night! Goodbye! What is your name? How are you? | 5-6 |
| 2 | At School | School, balckboard, teacher, pupils, desk, book, notebook, pencil case, pencil, pen, school bag, give, please, girl, boy, man, woman | What is this? Give me the..., please! Here you are! Thank you! | 7-9 |
| 3 | Numbers | One, two, three, four, five, six, seven, eight, nine, ten, eleven, twelve teddy bear, ball, car, dog, cat, book, doll | How many... are there? There are... How old are you? I am... | 10-12 |
| 4 | Colours | Red, yellow, blue, orange, green, purple, brown, grey, white, black, pink, rainbow, favourite, my, apple, strawberry, rose, cherry, sheep, flower, balloons | What colour is the...? The... is... | 13-15 |
| 5 | My Family | Family, grandfather, grandmother, mother, father, sister, brother, he, she | I am a... You are my... She is... He is... | 16-17 |
| 6 | Revision (1) | Words from units 1 - 5 | Structures from units 1 - 5 | 18-19 |
| 7 | Progress Test (1) | Words from units 1 - 5 | Structures from units 1 - 5 | 20-21 |
| 8 | Parts of the Body | Body, eye, hair, nose, ear, shoulder, hand, finger, arm, leg, mouth, foot, neck, left, right | Touch your nose! Clap your hands! Raise your left arm! | 22-23 |
| 9 | Jobs and Professions | Doctor, teacher, police officer, singer, worker, farmer, firefighter, driver, sailor, toy factory, toys, make, beautiful | What do you want to be? My mother is... My father is... I am a... You are a... He/She is a... I want to be a... | 24-25 |
| 10 | Transportation | Car, bus, train, bicycle, truck, plane, ambulance, fire engine, ship, | Look up! Look down! Turn left! | 26-27 |

| | | | | |
|----|---------------------------|--|--|-------|
| | | up, down, left, right, wheels | Turn right! Name the picture on the left! Name the picture on the right! | |
| 11 | At home | Home, living room, bedroom, kitchen, bathroom, house, block of flats, town, countryside | Where do you live? I live in... In a town In the countryside | 28-30 |
| 12 | Revision (2) | Words from units 8 - 11 | Structures from units 8 - 11 | 31-32 |
| 13 | Progress Test (2) | Words from units 8 - 11 | Structures from units 8 - 11 | 33-34 |
| 14 | In the Bedroom | Bed, lamp, carpet, night table, alarm clock, toys, kite, toy bricks, soldier, drum, sand toys | I wake up. I sleep. I play. | 35-36 |
| 15 | In the Living Room | Sofa, armchair, table, bookcase, books, computer, picture, chair, TV, headphones | I read. I watch TV. I play on the computer. I talk. I listen to music. I dance. | 37-39 |
| 16 | In the Kitchen | Stove, fridge, pot, bottle, glass, kettle | I cook. I eat. I drink. | 40-41 |
| 17 | In the Bathroom | Bathtub, sink, comb, toothbrush, toothpaste, soap | I brush my teeth. I comb my hair. I wash my hands. | 42-43 |
| 18 | Revision (3) | Words from units 14 - 17 | Structures from units 14 - 17 | 44-45 |
| 19 | Progress Test (3) | Words from units 14 - 17 | Structures from units 14 - 17 | 46 |
| 20 | The Farmyard | Chick, duck, mouse, dog, horse, pig, sheep, cow, donkey | | 47-50 |
| 21 | Halloween | Witch, black cat, broom, pumpkin, Jack-o-lantern, ghost, skeleton, spider, candy | The witch is... | 51-52 |
| 22 | Christmas | Santa Claus, Christmas tree, Christmas, snow, snowman, Christmas glass balls, skates, skis, snowball fight, decorate | What would you want from Santa Claus? Merry Christmas and a Happy New Year! | 53-54 |
| 23 | Mother's Day | Flowers, present, mother's day card, message | I love you! | 55 |
| 24 | Easter | Church, Easter bunny, prayer, chocolate, lamb, basket | Happy Easter! | 56-57 |
| 25 | Children's Day | Child, children, party, day, playground | Happy Children's Day! | 58 |
| 26 | Final Revision | Words from all the units | Structures from all the units | 59-62 |
| 27 | Final Test | Words from all the units | Structures from all the units | 63-64 |

1

Good Morning, Teacher!

Bună dimineața, doamnă profesoară/domnule profesor!





Activities

REMEMBER! / AMINTEȘTE-ȚI!

HELLO!

WHAT IS YOUR NAME?

HOW ARE YOU?





HELLO!

MY NAME IS...

VERY WELL, THANK YOU!

POEM: GOOD MORNING, DEAR TEACHER!

Good morning, good morning.
Good morning to you!
Good morning, Mr. Rooster.
Cock-a-doodle-doo!



TIP → Sing along and watch the video "Good Morning, Mr. Rooster!" (*Super Simple Songs*).

1

Play dialogues with your classmates. / Interpretează dialoguri cu colegii tăi.





It is morning!
Good morning, dear Matei!
Good morning, dear David!

It is afternoon!
Good afternoon, dear Paul!
Good afternoon, dear Aura!



2

Say the correct greetings. / Spune formulele de salut potrivite.



2

AT SCHOOL

LA ȘCOALĂ

tablă

BLACKBOARD

[ˈblækbo:d]

profesor

TEACHER

[ˈti:tʃə]

pupitru


DESK

[desk]

elevi

PUPILS

[ˈpju:plz]




carte



BOOK

[buk]


caiet



NOTEBOOK

[ˈnəʊtbuk]


penar



PENCIL CASE

[ˈpensl keɪs]

creion



PENCIL

[ˈpensl]


stilou



PEN

[pen]

ghiozdan



SCHOOL BAG

[sku:l bæɡ]



Activities

POEM

Daisy has a notebook
 Daisy has a pen
 Daisy is writing
 And reading as well.



REMEMBER! / AMINTEȘTE-ȚI!

● What is this?



● This is a...

Listen to your teacher and repeat! / Ascultă-ți profesorul și repetă!

● Give me the..., please!



● Dă-mi..., te rog!

● Here you are!



● Poftim!

● Thank you!



● Mulțumesc!

1

Play dialogues with your deskmate.

Interpretează dialoguri cu colegul tău de bancă.



What is this?

Give me the pen, please!

Thank you, Mary!

Tom

This is a pen.

Here you are!

Mary



RATE YOUR WORK!

FB



B



S



2

Listen and colour the correct object. / Ascultă și colorează obiectul potrivit.



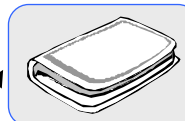
Give me the book



, please!



Give me the pencil case



, please!



REMEMBER! / AMINTEȘTE-ȚI!

3

Are you a girl or a boy? Is your teacher a man or a woman? Colour the correct pictures. / Ești fată sau băiat? Profesorul tău este bărbat sau femeie? Colorează imaginea corectă.



I am a...




GIRL



BOY



My teacher is a...



MAN



WOMAN

4

Find an English name or a symbol for you and make a card to use it during the English classes. Decorate it nicely. Practice on the card below.

Găsește un nume englezesc sau un simbol pentru tine și realizează un cartonaș pe care să-l folosești în timpul orelor de limba engleză. Decorează-l cât mai frumos! Exersează pe cartonașul de mai jos.



5

Describe what you have in your schoolbag or in your pencil case.

Describe ce ai în ghiozdanul tău sau în penarul tău.



RATE YOUR WORK!

FB



B



S



3

NUMBERS

NUMERE

1

ONE
[wʌn]

2

TWO
[tu:]

3

THREE
[θri:]

4

FOUR
[fɔ:r]

5

FIVE
[faɪv]

6

SIX
[sɪks]

7

SEVEN
['sevn]

8

EIGHT
[eɪt]

9

NINE
[naɪn]

10

TEN
[ten]


11

ELEVEN
[ɪ'levn]

12


TWELVE
[twelv]

APPLES



One apple, two apples,
Three apples, four,
Five apples, six apples,
Seven apples, more.

Eight apples, nine apples,
Ten apples in a pie.
Please give me a piece
Or I might cry.



Activities

Listen to your teacher and repeat! / Ascultă-ți profesorul și repetă!

● How many... are there?



● Câți / Câte... sunt?

● There are...



● Sunt...

● How old are you?



● Câți ani ai?

● I am...



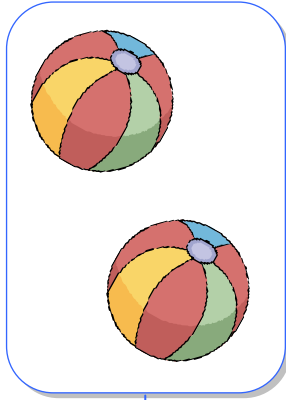
● Eu am...

1


Count the objects and write their number. / Numără obiectele și scrie numărul lor.




TEDDY BEAR




BALLS



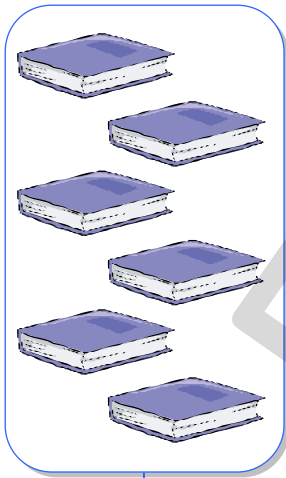
CARS




DOGS



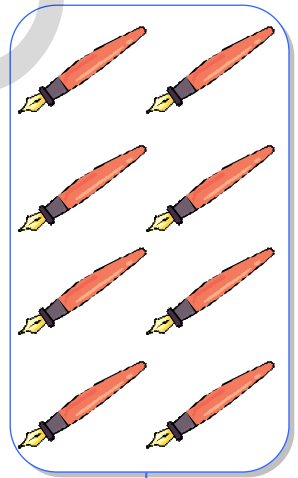
CATS



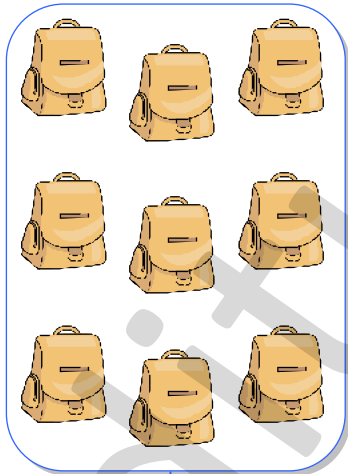
BOOKS




DOLLS



PENS



SCHOOL BAGS



PENCILS



RATE YOUR WORK!

FB



B



S

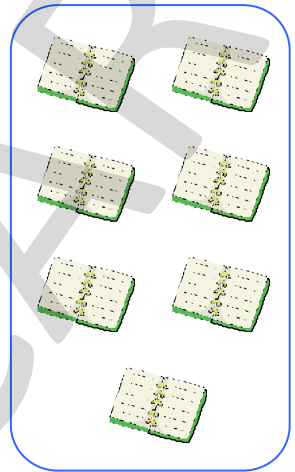
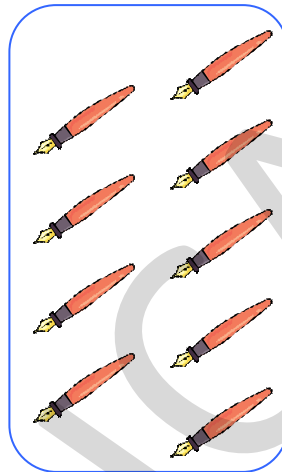
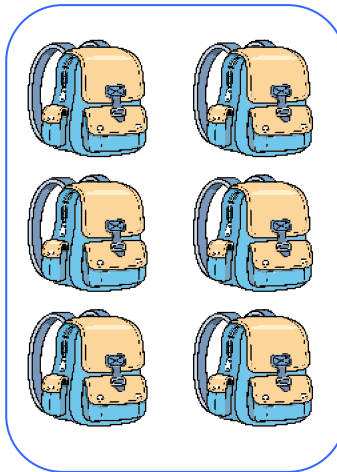




2

Look at the pictures and ask your deskmate.

Privește imaginile și întreabă-ți colegul.

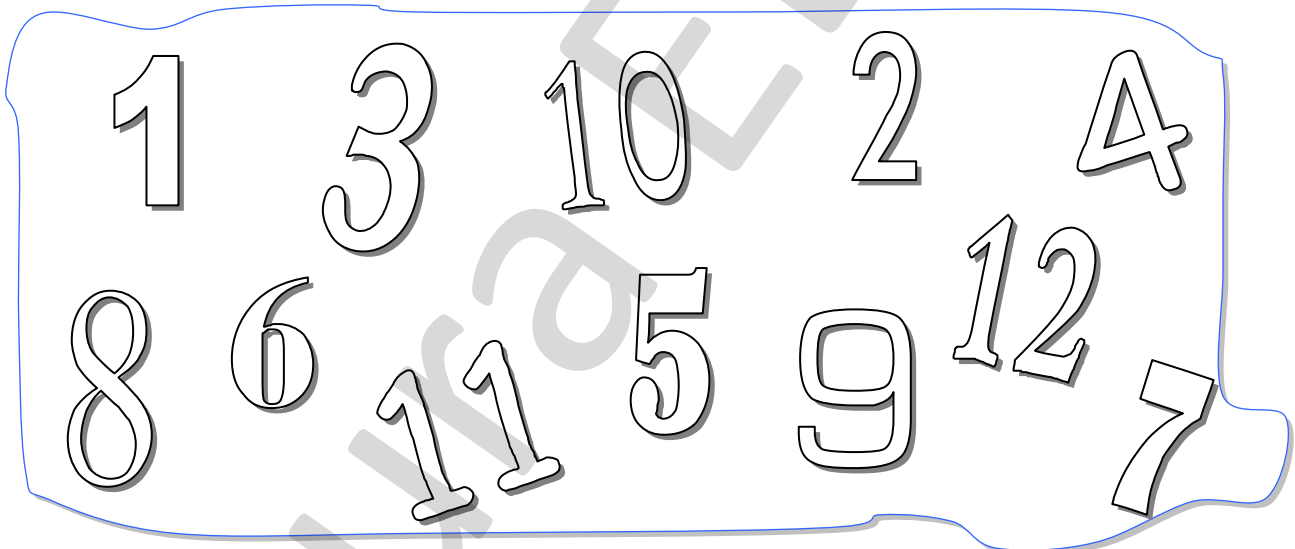
HOW MANY BOYS ARE THERE?
THERE ARE FIVE BOYS.



3

Colour the numbers. Ask your deskmate: "What number have I coloured?"

Colorează numerele. Întreabă-l pe colegul de bancă: „Ce număr am colorat?”




4


Draw and colour. / Desenează și colorează.



FIVE BALLS



THREE PENS



TWO BOOKS



COLOURS

CULORI


roșu



RED

[red]

galben



YELLOW

[ˈjeləʊ]

albastru



BLUE

[bluː]

portocaliu



ORANGE

[ˈbrɪndʒ]

verde



GREEN

[ɡriːn]

mov



PURPLE

[ˈpɜːpl]

maro



BROWN

[braʊn]


gri



GREY

[ɡreɪ]

alb



WHITE

[waɪt]

negru



BLACK

[blæk]

roz



PINK

[pɪŋk]

curcubeu



RAINBOW

[ˈreɪnbəʊ]




Activities

1


Ask your deskmate: "What is your favourite colour?" Let him/her colour the star and answer your question.

Întreabă-l pe colegul tău de bancă: „Care este culoarea ta preferată?” Lasă-l să deseneze steluța și să îți răspundă la întrebare.



POEM: RED

Red is an apple
Red is a cherry
Red is a rose
And a ripe strawberry.



Listen to your teacher and repeat! / Ascultă-ți profesorul și repetă!

● What colour is the...?



● Ce culoare are...?

● The... is...






● ... este...

2

Colour the pictures according to your teacher's indications and answer the question.
Colorează imaginile conform indicațiilor profesorului și răspunde la întrebare.

WHAT COLOUR IS THE TEDDY BEAR?

THE TEDDY BEAR IS BROWN.



3

Can you colour the rainbow? / Poți colora curcubeul?

1 = red

2 = orange

3 = yellow

4 = green

5 = blue

6 = purple

6


5

4

3

2

1






SONG



RAINBOW SONG





Red and orange, green and blue,
Shiny yellow, purple too.
All the colors that we know, live up in the rainbow.
Red and orange, green and blue,
Shiny yellow, purple too.

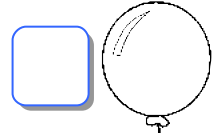


4

Count the balloons and colour them as you like.
Numără baloanele și colorează-le cum dorești.




There are:



5

Draw a flower and colour it using three colours at your choice.
Desenează o floare și colorează-o folosind trei culori la alegerea ta.



6


Choose an object from your class and ask a classmate: "What is brown, Paul?"
Alege un obiect din clasă și întreabă un coleg: „Ce este maro, Paul?”

5

MY FAMILY

FAMILIA MEA


bunic



GRANDFATHER

[grænd 'fa:ðə]

bunică



GRANDMOTHER

[grænd 'mʌðə]

mamă



MOTHER

['mʌðə]


tată



FATHER

['fa:ðə]

soră



SISTER

['sistə]

frate



BROTHER

['brʌðə]



SONG ♪ ARE YOU SLEEPING, BROTHER JOHN? ♪

Are you sleeping,
Are you sleeping,
Brother John, brother John?

Morning bells are ringing
Morning bells are ringing
Ding, dang, dong.



TIP → Sing along and watch the video "Are You Sleeping, Brother John?" (*Nursery Rhymes*).








Activities

Listen to your teacher and repeat! / *Ascultă-ți profesorul și repetă!*




- | | | |
|------------------------|---|---------------------------|
| ● I am a girl / a boy. | → | ● Sunt o fată / un băiat. |
| ● You are my mother. | → | ● Tu ești mama mea. |
| ● He is my brother. | → | ● El este fratele meu. |
| ● She is my sister. | → | ● Ea este sora mea. |

1 HE or SHE? Make sentences. ("She is my grandmother.")
EL sau EA? Alcătuieste propoziții. („Ea este bunica mea.”).



HE


SHE



HE

SHE

2 Draw and colour your family members. Show the drawing to your classmates and describe it. ("She is my mother.") / *Desenează și colorează membrii familiei tale. Arată desenul colegilor tăi și descrie-l. („Ea este mama mea.”)*






REVISION (1)

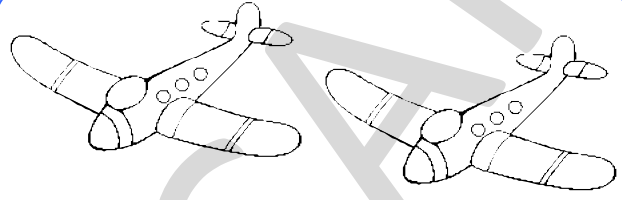
RECAPITULARE (1)

1

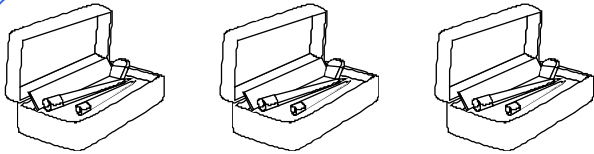
Count, write the number and colour. / Numără, scrie numărul și colorează.




THERE IS ___ RED CAR.



THERE ARE ___ BROWN PLANES.



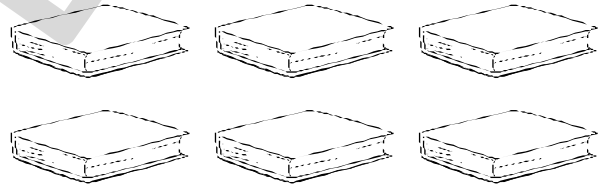
THERE ARE ___ ORANGE
PENCIL CASES.



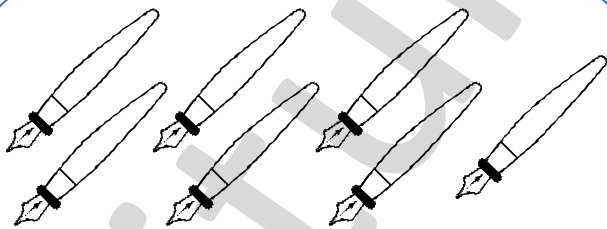
THERE ARE ___ PINK DOLLS.



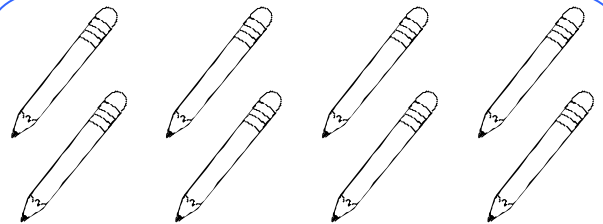
THERE ARE ___ GREEN
SCHOOL BAGS.




THERE ARE ___ PURPLE BOOKS.



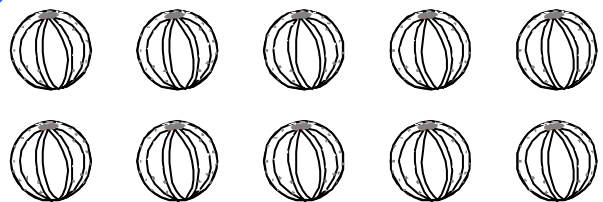
THERE ARE ___ BLACK PENS.



THERE ARE ___ BLUE PENCILS.



THERE ARE ___ GREY CATS.



THERE ARE ___ YELLOW BALLS.

2

Ask your deskmate. / Întreabă-ți colegul de bancă.

— What is your name?

— How are you?

— What are you?

— What is your favorite colour?

— How old are you?


— Can you give me your pen, please?



3

Find, name and colour the family members.

Găsește, numește și colorează membrii familiei.



RATE YOUR WORK!

FB



B




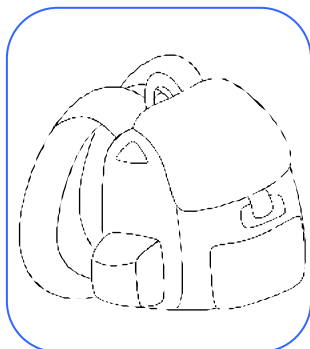
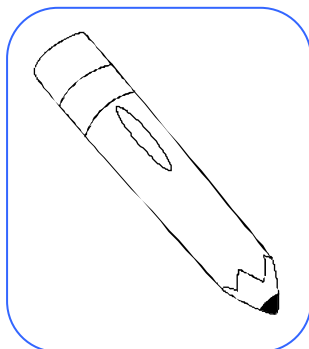
S



1

Name the pictures. Make sentences. ("This a pencil.")

Numește imaginile. Alcătuieste propoziții. („Acesta este un creion.”)



2

Colour the pictures at the exercise 1 according to your teacher's indications.


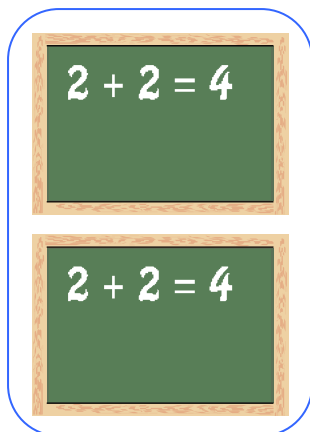
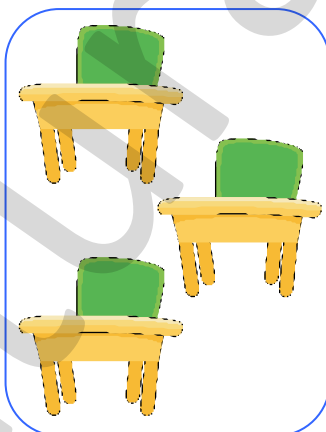
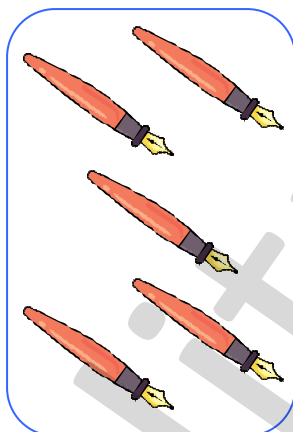
Colorează imaginile de la exercițiul 1 după indicațiile profesorului tău.

- The pencil is red.
- The school bag is green.
- The book is orange.
- The school is yellow.

3

Count the elements and write their correct number in the boxes.

Numără elementele și scrie numărul potrivit (în casete).


There are pens.There are desks.There are blackboards.There are boys.

4

Put the family members in this order (listen to your teacher):

① mother, ② sister, ③ father, ④ grandmother, ⑤ brother, ⑥ grandfather.

Pune membrii familiei în această ordine (ascultă-ți profesorul).



5

Colour the circle of the correct number. / Colorează cercul numărului corect.


| | | | | | | | |
|-------|---|---|----|-------|---|----|---|
| five | 3 | 5 | 9 | ten | 1 | 10 | 7 |
| eight | 8 | 7 | 10 | three | 2 | 7 | 3 |

6

Colour by number.

Colorează conform numărului.

| | | |
|---|---|--------|
| 1 | → | red |
| 2 | → | orange |
| 3 | → | blue |
| 4 | → | brown |
| 5 | → | black |



DESCRIPTORI DE PERFORMANȚĂ

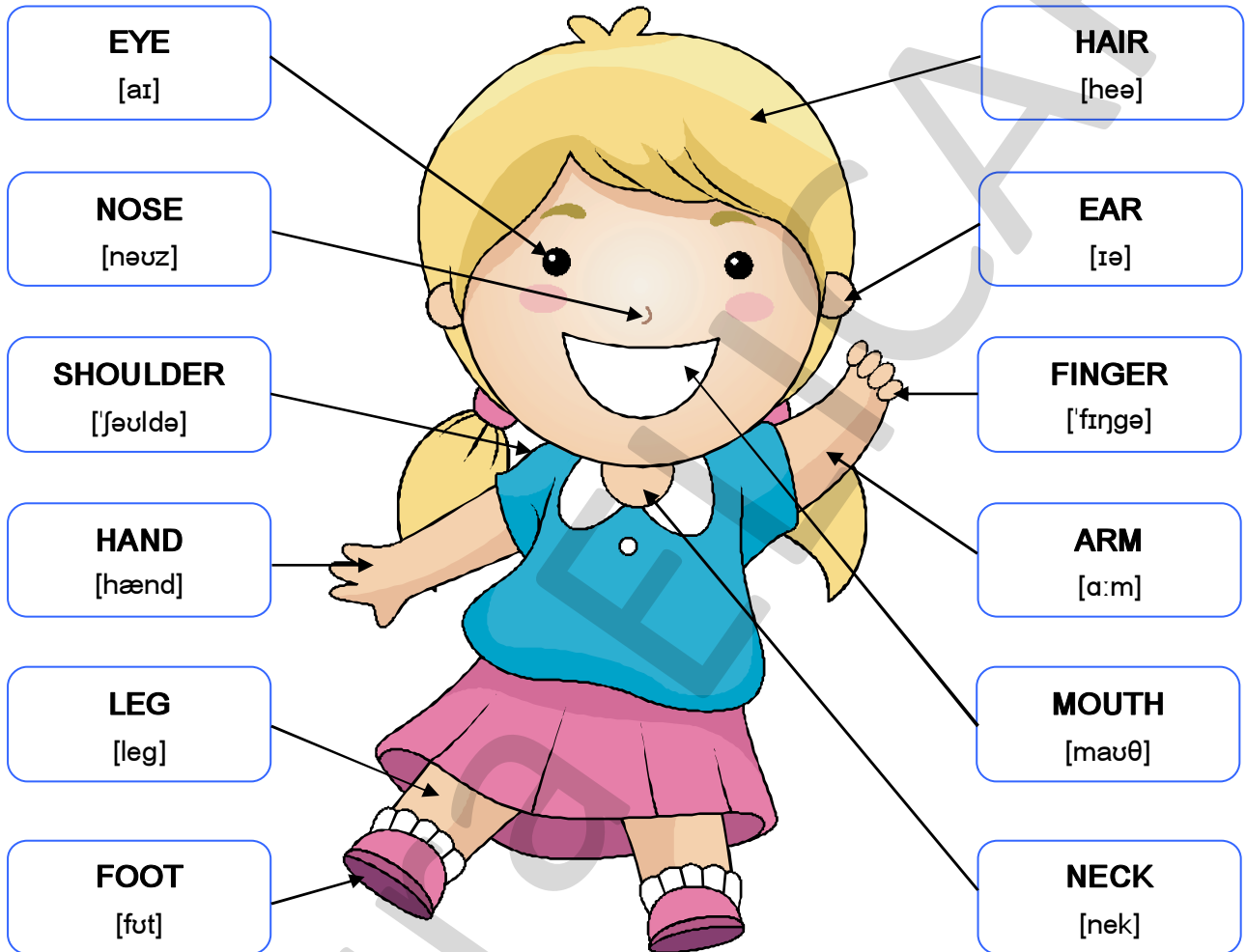
| Item | Suficient (S) | Bine (B) | Foarte bine (FB) |
|------|--------------------------|--------------------------|----------------------|
| 1 | 1 răspuns corect | 2 – 3 răspunsuri corecte | 4 răspunsuri corecte |
| 2 | 1 răspuns corect | 2 – 3 răspunsuri corecte | 4 răspunsuri corecte |
| 3 | 1 răspuns corect | 2 – 3 răspunsuri corecte | 4 răspunsuri corecte |
| 4 | 2 – 3 răspunsuri corecte | 4 – 5 răspunsuri corecte | 6 răspunsuri corecte |
| 5 | 1 răspuns corect | 2 – 3 răspunsuri corecte | 4 răspunsuri corecte |
| 6 | 2 – 3 răspunsuri corecte | 4 răspunsuri corecte | 5 răspunsuri corecte |

8

PARTS OF THE BODY

PĂRȚILE CORPULUI


REMEMBER! / AMINTEȘTE-ȚI!



ACTION POEM: LET'S DO GYMNASTICS!




Raise your hands above your head,
Clap them: one, two, three,
Let them now upon your hips
Slowly bend your knees.
Up again and stand erect,
Put your right foot out,
Shake your fingers, nod your head
And turn yourself about.




Recite the poem and act according to the indications.

1

Colour with blue the objects in your right and with red the objects in your left.
 Colorează cu albastru obiectele din dreapta ta și cu roșu pe cele din stânga ta.

**LEFT (STÂNGA)****RIGHT (DREAPTA)****2**

Draw your deskmate's face, show the drawing to the class and describe it.
 Desenează chipul colegului de bancă, arată desenul întregii clase și descrie-l.



GAME: "Simon says". Profesorul/un elev dă comenzi precedate sau nu de „Simon says.” (Exemplu: "Simon says: Touch your nose.", "Simon says: Clap your hands.", "Raise your left arm.") Copiii trebuie să execute doar comenzile. Cine greșește iese din joc. Ultimul rămas în joc este câștigătorul.

9

JOBS AND PROFESSIONS

MESERII ȘI PROFESII


doctor



DOCTOR

['dɒktə]

profesor



TEACHER

['ti:tʃə]

polițist



POLICE OFFICER

[pe'li:s a:fisə]

cântăreață



SINGER

['siŋə]

muncitor



WORKER

['wɜ:kə]

fermier



FARMER

['fɑ:mə]

pompier



FIREFIGHTER

['faɪfɑ:tə]

șofer



DRIVER

['draɪvə]

marinar



SAILOR

['seɪlə]




Activities

Listen to your teacher and repeat!

- My mother is a...
- My father is a...
- I am a...
- You are a...
- He/She is a...
- I want to be a...

POEM: WHAT DO YOU WANT TO BE?



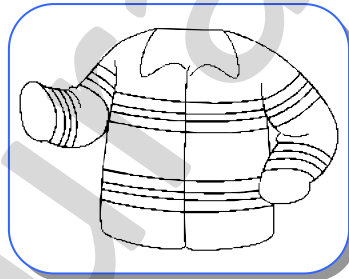
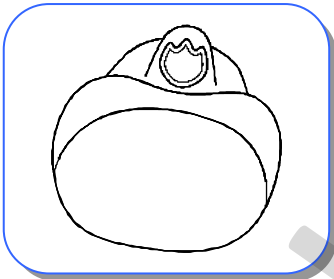

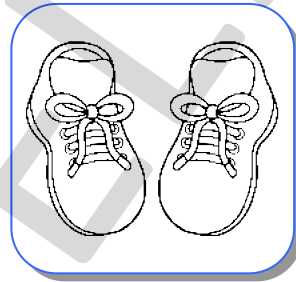
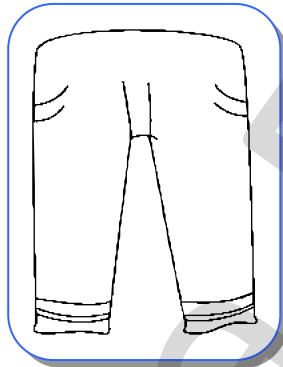
I want to be a worker
 In a toy factory
 And make beautiful toys
 For me and my family.



1

What should firefighter Sam wear? Colour his clothes.

Ce ar trebui să poarte pompierul Sam? Colorează hainele lui.



2

Draw what you want to be. / *Desenează ce vrei să fii.*

I want to be a/an...

