





# How financially attainable is the housing in Fircrest?

If your household earns...	\$33,780 / year <small>(30% Area Median Income)</small>	\$56,300 / year <small>(50% Area Median Income)</small>	\$90,080 / year <small>(80% Area Median Income)</small>	\$112,600 / year <small>(100% Area Median Income)</small>	\$135,120 / year <small>(120% Area Median Income)</small>
Then you can afford...	<div>\$840 monthly rent</div> <div>or</div> <div>\$140,000 home sale price</div>	<div>\$1410 monthly rent</div> <div>or</div> <div>\$235,000 home sale price</div>	<div>\$2250 monthly rent</div> <div>or</div> <div>\$370,000 home sale price</div>	<div>\$2820 monthly rent</div> <div>or</div> <div>\$465,000 home sale price</div>	<div>\$3380 monthly rent</div> <div>or</div> <div>\$555,000 home sale price</div>
	 Retail Salesperson \$38,792 yearly income	 Elementary School Teacher \$86,470 yearly income	 Registered Nurse \$99,310 yearly income	 Construction Manager \$116,800 yearly income	



Fircrest Average Rent: \$2,450



Fircrest Average Home Sale Price: \$601,640

To afford the average home sale price of \$601,640, a household needs to earn \$143,920 per year.

Sources: In this graphic, affordability means that a household spends no more than 30% of its income on rent or a mortgage and property taxes. Area Median Income data are for the Tacoma, WA HUD Metro FMR Area for FY2023. Average rent is calculated as the average of median monthly data from June 2022 to May 2023 from Zillow. Average rent is for all units with any number of bedrooms. Average home sale price is calculated as the average of median monthly data from June 2022 to May 2023 from Redfin. Affordable home sale prices were calculated using the mortgage calculator at bankrate.com assuming a 20% down payment, 30 year loan, 7% interest rate, 740+ credit score, and including property tax in monthly housing costs. Yearly income data are from the State of Washington Employment Security Department's 2022 occupational employment and wage estimates for the Seattle-Tacoma-Bellevue MSA.

# How financially attainable is the housing in Fircrest?

**27%**

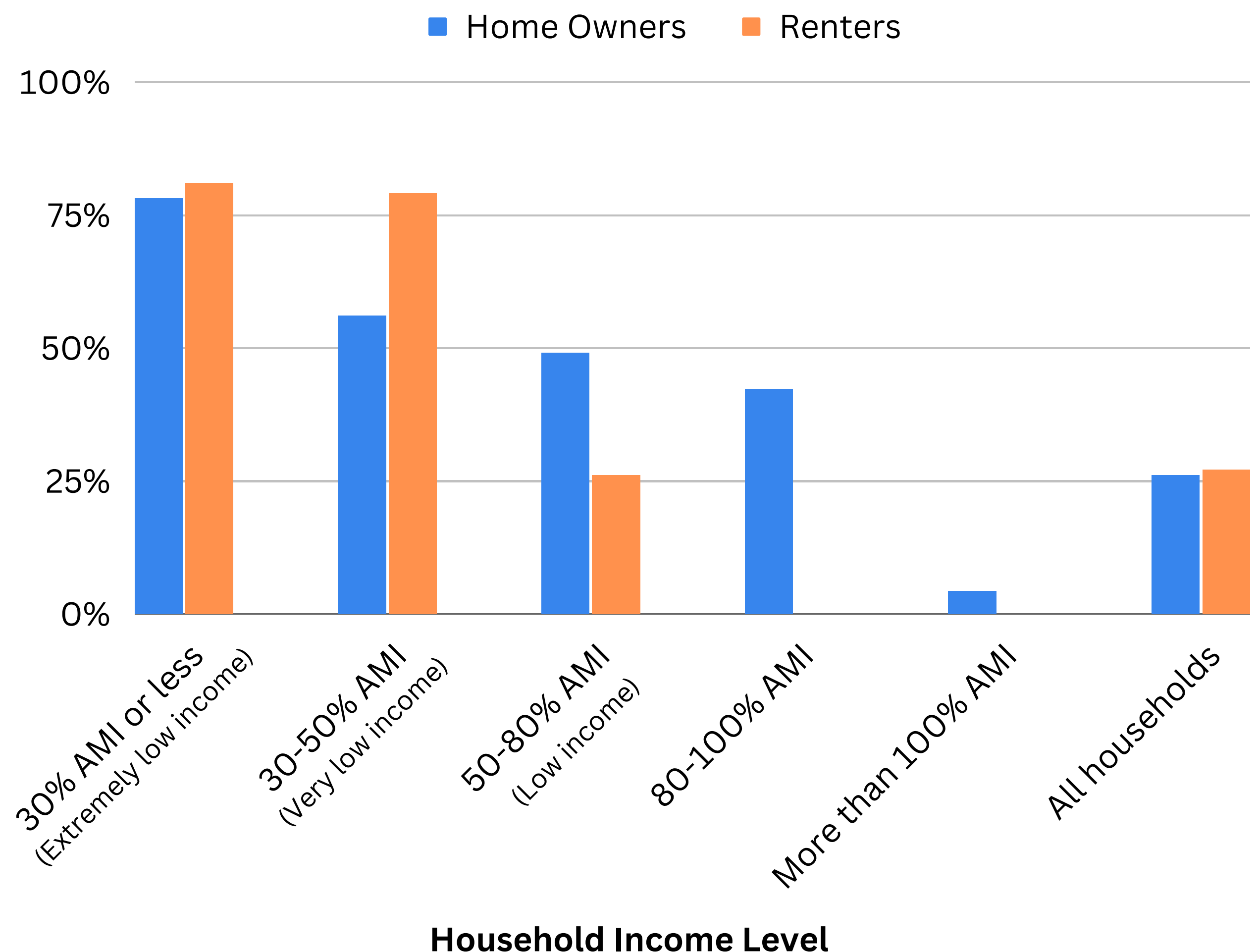
of households are **cost-burdened**, which means they spend more than 30% of their income on housing-related expenses.

**9%**

of households are **severely cost-burdened**, which means they spend more than 50% of their income on housing-related expenses.

**Renters and households with lower incomes are more likely to be cost-burdened.**

Percentage of households that are cost-burdened by income level



\*AMI = Area median income for households in the Tacoma metro area