

NOVEMBER 2025 LABOR MARKET REVIEW (October Data not available)



Click on each item for more detail

SEPTEMBER 2025



4.5%
Unemployment Rate

425,174
Labor Force

15
Avg. Weeks Return to
Work (Last 12 Mos.)

1,118
Active
UI Claimants

2,700
Jobs Added

800
Jobs Lost

53 Hot Jobs
FY 2026



823
Current Job
Openings

Click on each item for more detail

QUARTER

415
Number of Grads
2025Q2

\$969
Avg. Weekly Wage
2025Q2

87.8
Cost of Living Index
2025Q3

Click on each item for more detail

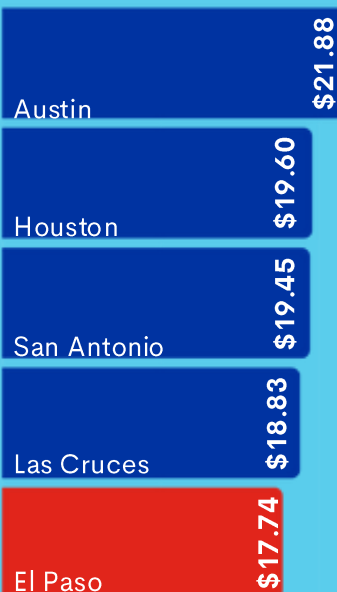
ANNUAL

\$17.74
Living Wage


\$14.85
Median Wage

Median vs WSB
Living Wage

Click on each item for more detail



Living Wage FY24
Comparison



Labor Force
Participation 2023

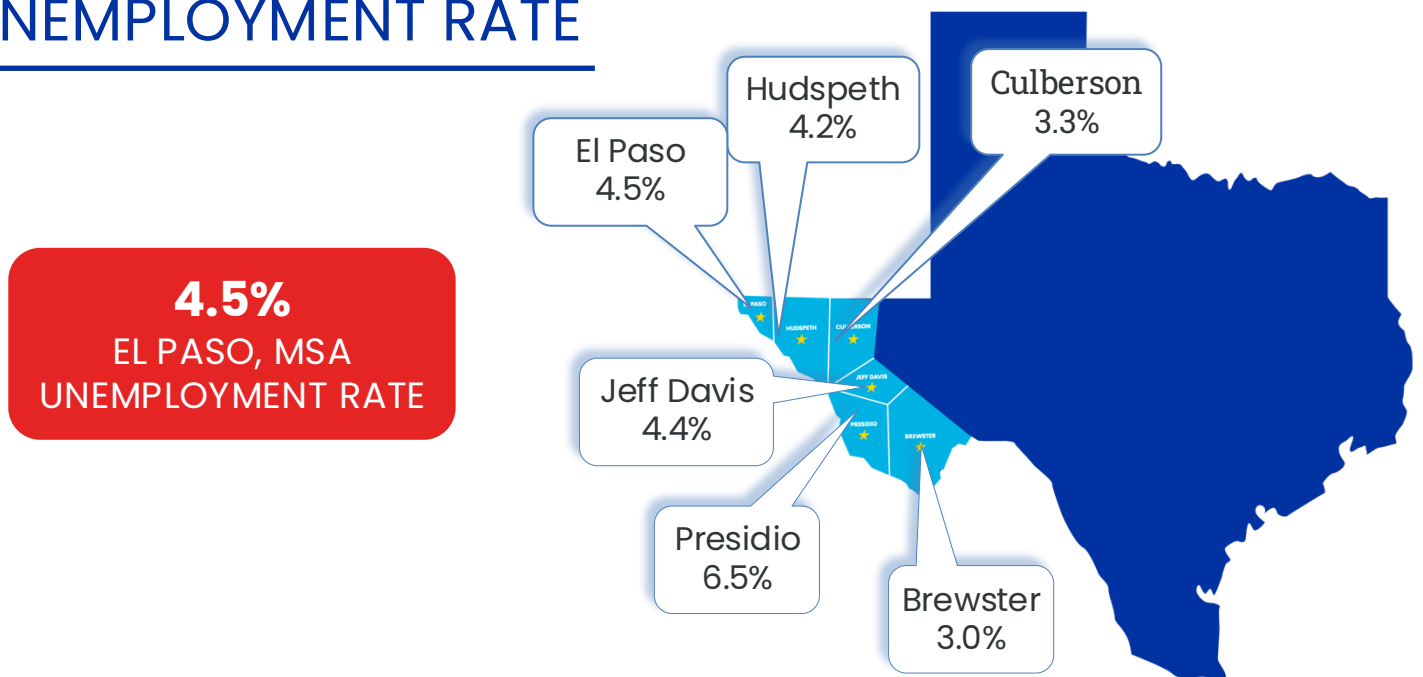
NOVEMBER 2025 LABOR MARKET REVIEW



LABOR FORCE, EMPLOYMENT & UNEMPLOYMENT

		November 2025				October 2025				November 2024			
		Labor Force	Employment	Unemployment	Rate	Labor Force	Employment	Unemployment	Rate	Labor Force	Employment	Unemployment	Rate
Texas	State	16,038,665	15,361,936	676,729	4.2	#N/A	#N/A	#N/A	#N/A	15,758,856	15,115,304	643,552	4.1
El Paso	MSA	425,174	406,198	18,976	4.5	#N/A	#N/A	#N/A	#N/A	419,280	401,746	17,534	4.2
Borderplex	WDA	435,479	416,090	19,389	4.5	#N/A	#N/A	#N/A	#N/A	429,136	411,213	17,923	4.2
Brewster	County	5,768	5,597	171	3.0	#N/A	#N/A	#N/A	#N/A	5,538	5,367	171	3.1
Culberson	County	1,167	1,129	38	3.3	#N/A	#N/A	#N/A	#N/A	1,086	1,056	30	2.8
El Paso	County	424,077	405,147	18,930	4.5	#N/A	#N/A	#N/A	#N/A	418,237	400,746	17,491	4.2
Hudspeth	County	1,097	1,051	46	4.2	#N/A	#N/A	#N/A	#N/A	1,043	1,000	43	4.1
Jeff Davis	County	678	648	30	4.4	#N/A	#N/A	#N/A	#N/A	647	612	35	5.4
Presidio	County	2,692	2,518	174	6.5	#N/A	#N/A	#N/A	#N/A	2,585	2,432	153	5.9
El Paso	City	337,670	323,043	14,627	4.3	#N/A	#N/A	#N/A	#N/A	333,120	319,533	13,587	4.1
Socorro	City	19,171	18,278	893	4.7	#N/A	#N/A	#N/A	#N/A	18,882	18,079	803	4.3

UNEMPLOYMENT RATE

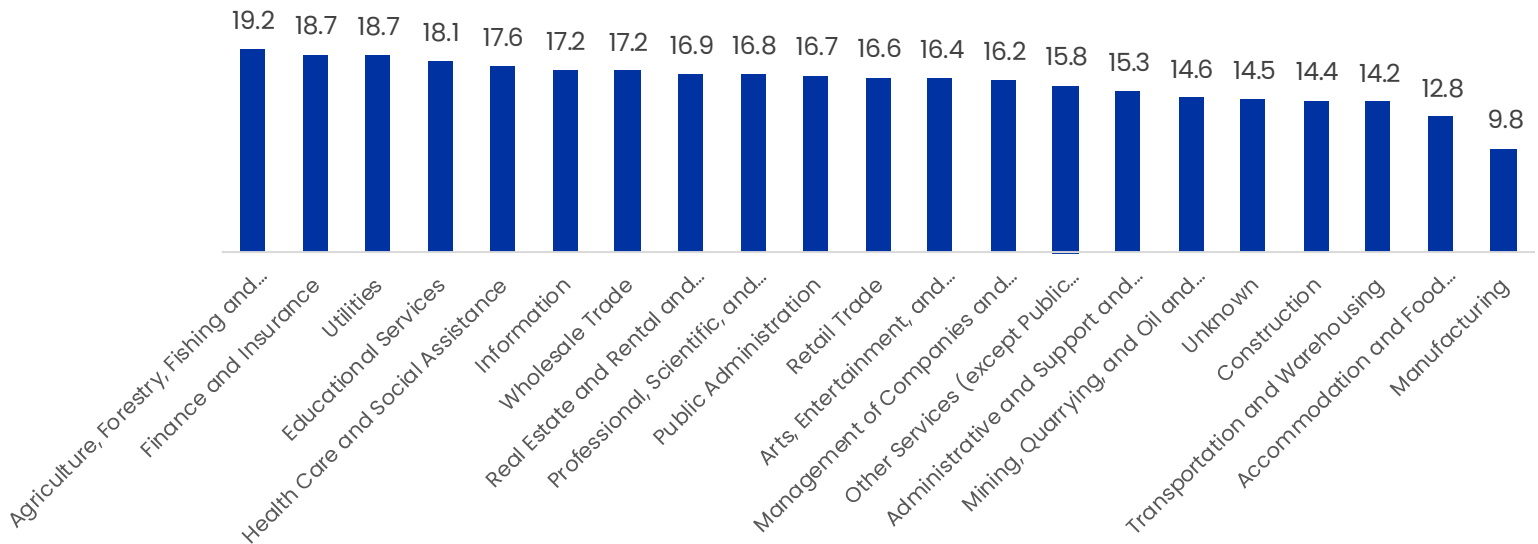


NOVEMBER 2025 LABOR MARKET REVIEW

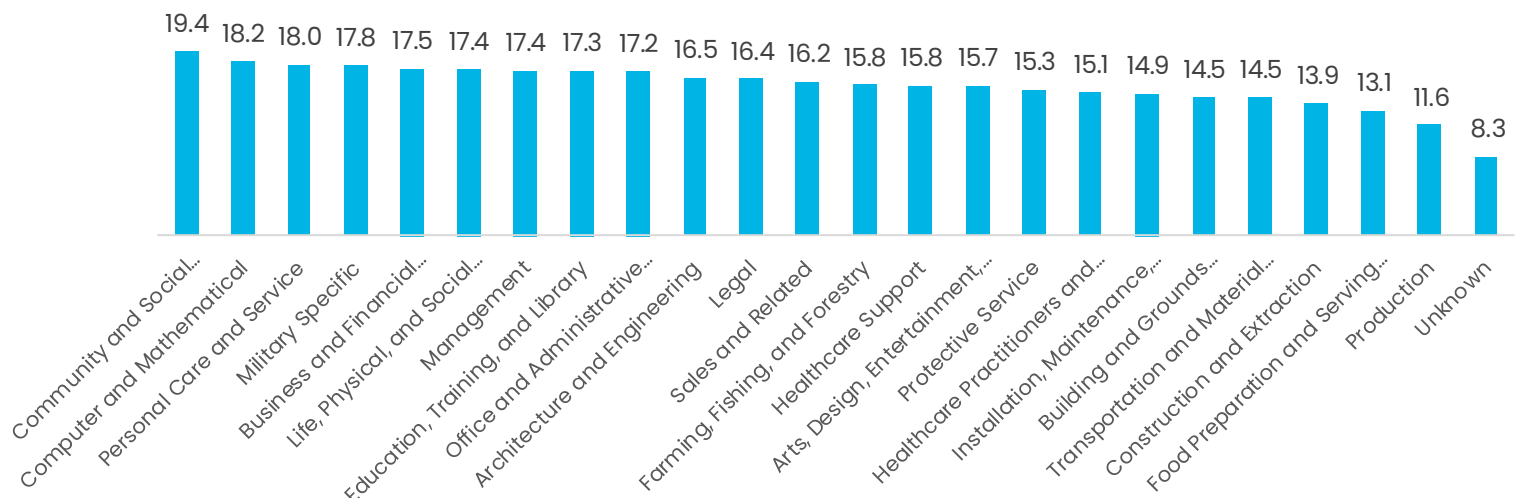


RETURN TO WORK (LAST 12 MOS.)

By Industry



By Occupation



NOVEMBER 2025 LABOR MARKET REVIEW



UNEMPLOYMENT INSURANCE CLAIMANT DATA

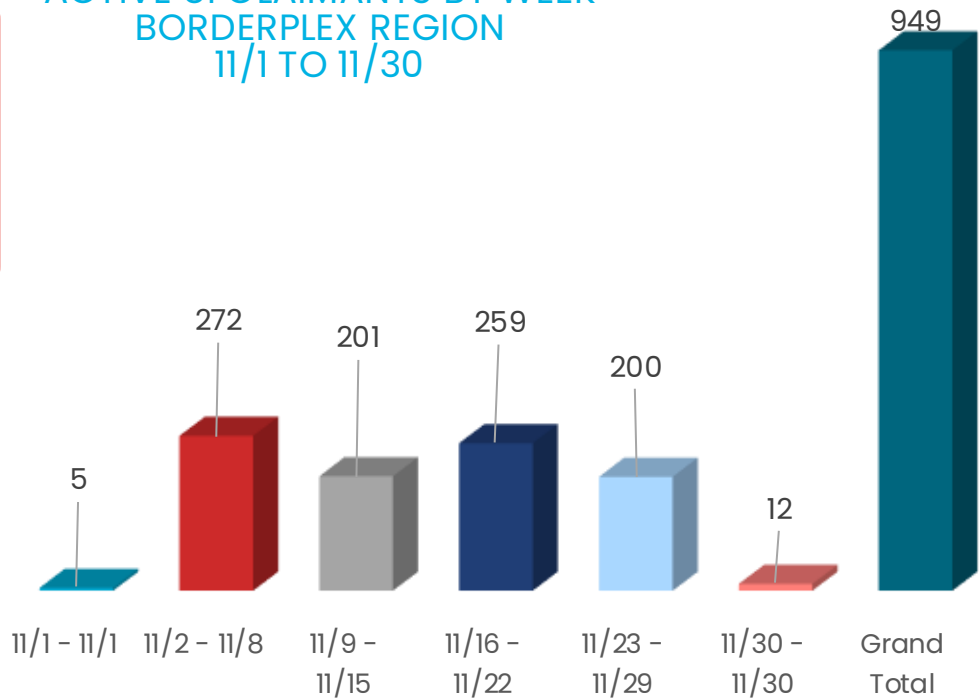
This report reflects the
Borderplex Region.
Including these 6 counties:

- Brewster
- Culberson
- El Paso
- Hudspeth
- Jeff Davis
- Presidio

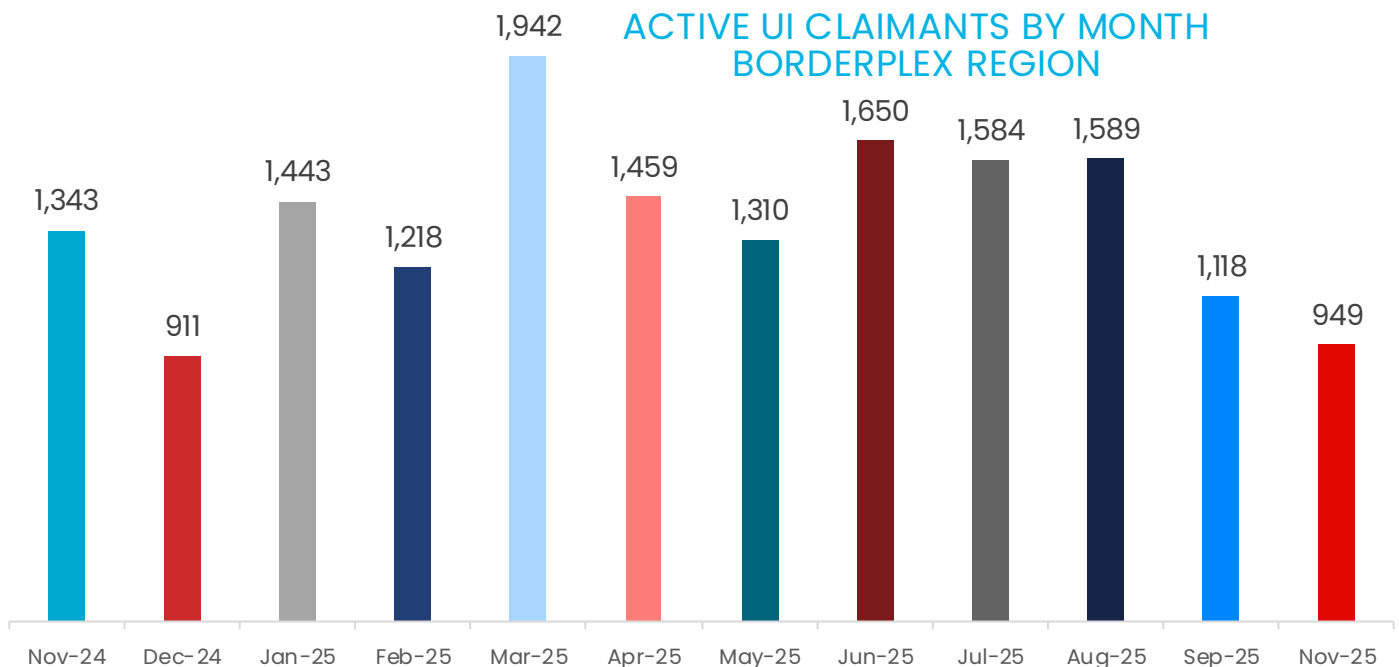
An Active Claimant is
someone who meets any
of these conditions:

- Claimant had to have
a payment within 21
days
- The most recent
Claimant certified date
is within 21 days
- The claim status date is
within 28 days

ACTIVE UI CLAIMANTS BY WEEK
BORDERPLEX REGION
11/1 TO 11/30



ACTIVE UI CLAIMANTS BY MONTH
BORDERPLEX REGION



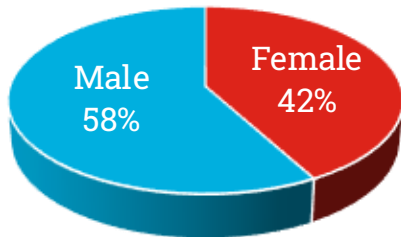
NOVEMBER 2025 LABOR MARKET REVIEW



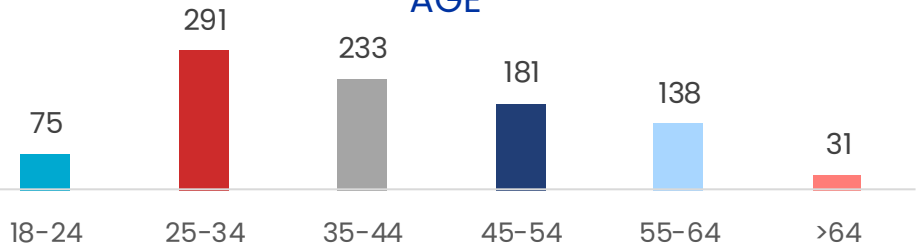
UNEMPLOYMENT INSURANCE CLAIMANT DATA

ACTIVE UI CLAIMANTS BY WEEK BORDERPLEX REGION 11/1 TO 11/30

GENDER



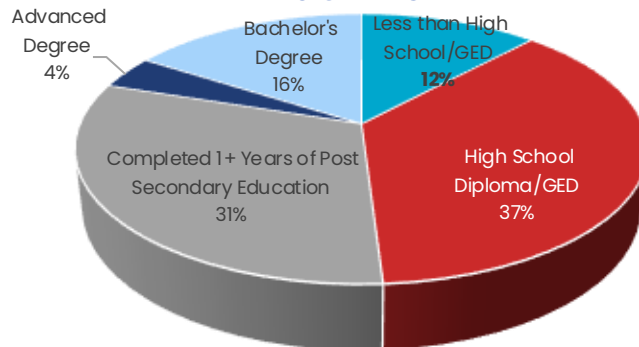
AGE



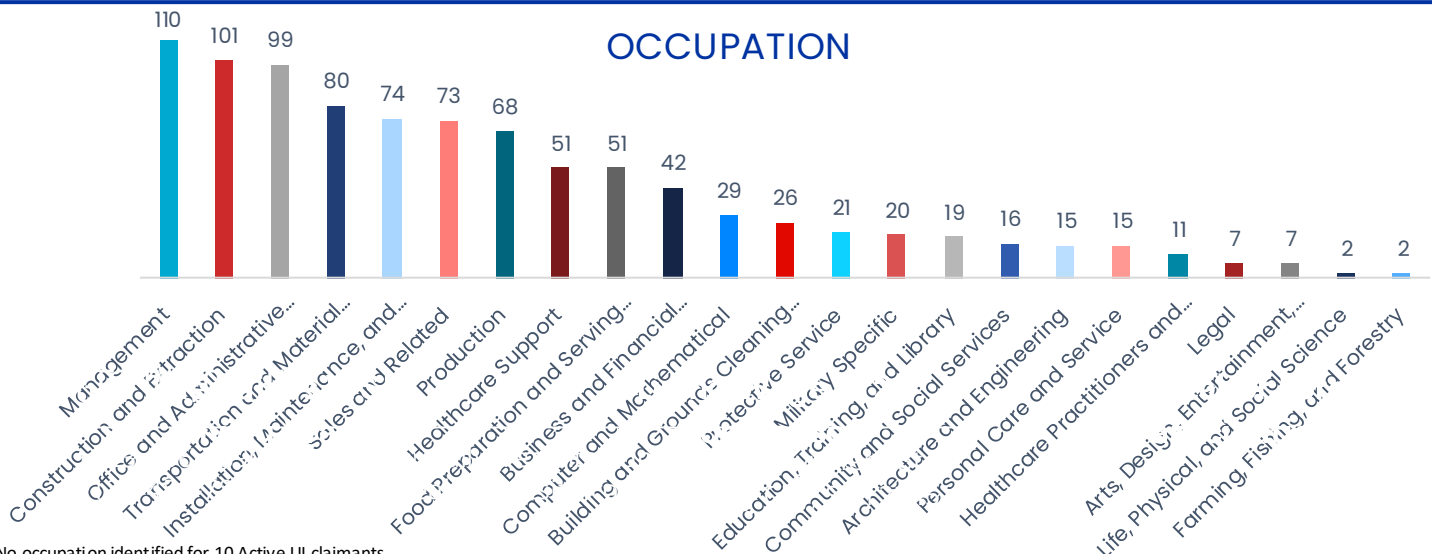
An Active Claimant is someone who meets any of these conditions:

- Claimant had to have a payment within 21 days
- The most recent Claimant certified date is within 21 days
- The claim status date is within 28 days

EDUCATION



OCCUPATION



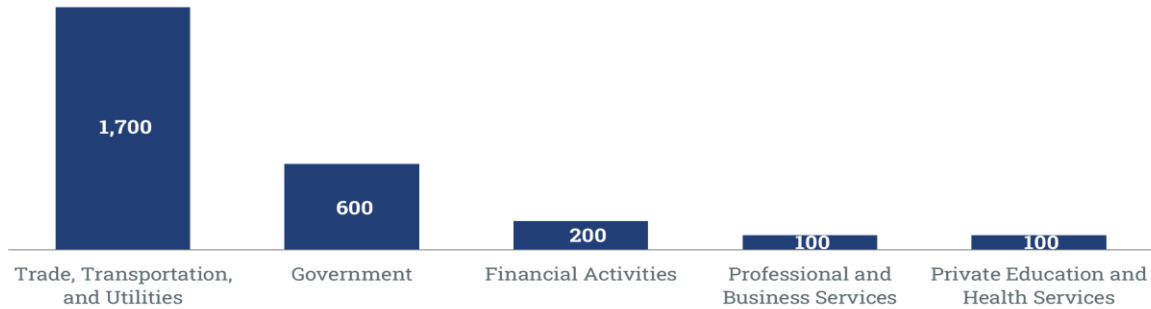
No occupation identified for 10 Active UI claimants



NOVEMBER 2025 LABOR MARKET REVIEW

JOBS ADDED

INDUSTRIES SECTORS THAT ADDED JOBS



TOP 5 JOB POSTINGS IN THE EL PASO, TX MSA

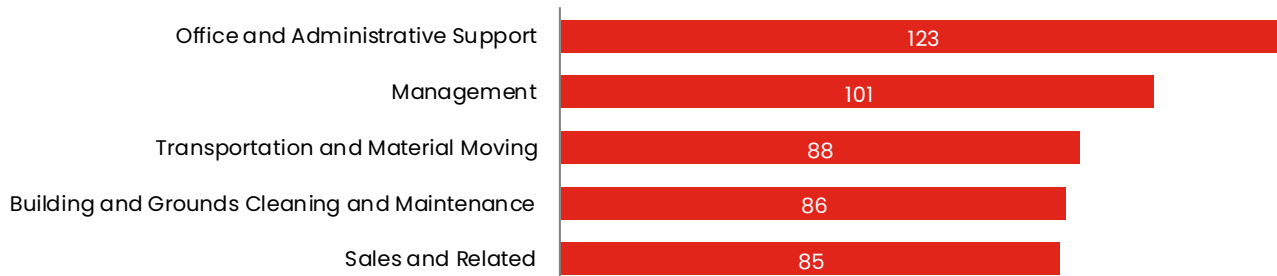
Occupation	Vacancies	Median Hourly Earnings BLS 2024
Retail Salespersons	572	\$13.43
Registered Nurses	411	\$39.13
First-Line Supervisors of Retail Sales Workers	377	\$17.42
Fast Food and Counter Workers	335	\$10.85
First-Line Supervisors of Food Preparation and Serving Workers	326	\$15.14

JOBS LOST

INDUSTRIES SECTORS THAT LOST JOBS



TOP 5 UNEMPLOYMENT CLAIMANTS OCCUPATIONS

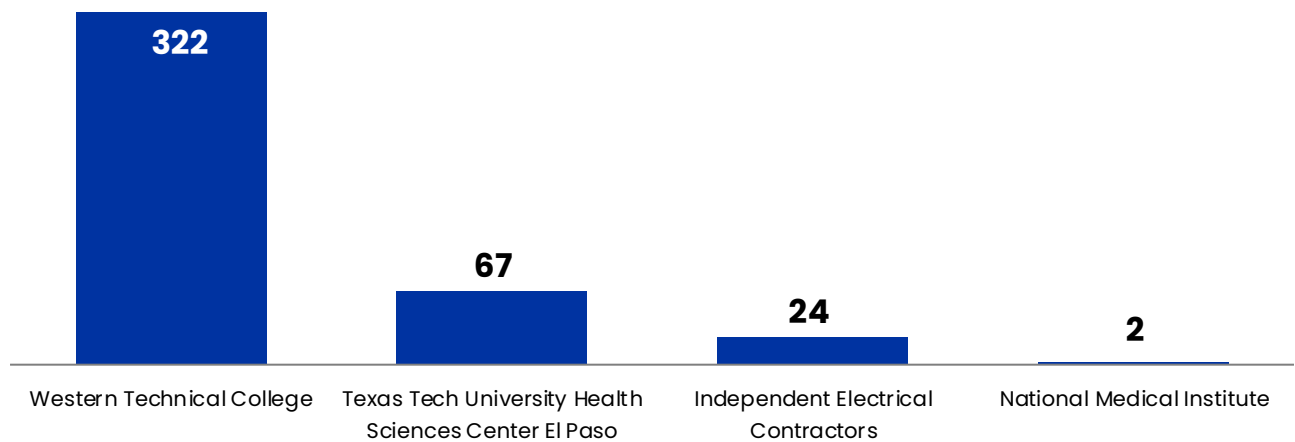


No occupation identified for 23 Active UI claimants



NOVEMBER 2025 LABOR MARKET REVIEW

NUMBER OF GRADUATES (Apr – Jun 2025, Q2)



THANK YOU TO OUR SURVEY PARTICIPANTS!

- WESTERN TECHNICAL COLLEGE
- TEXAS TECH UNIVERSITY HEALTH SCIENCES CENTER EL PASO
- INDEPENDENT ELECTRICAL CONTRACTORS
- NATIONAL MEDICAL INSTITUTE

NOVEMBER 2025 LABOR MARKET REVIEW



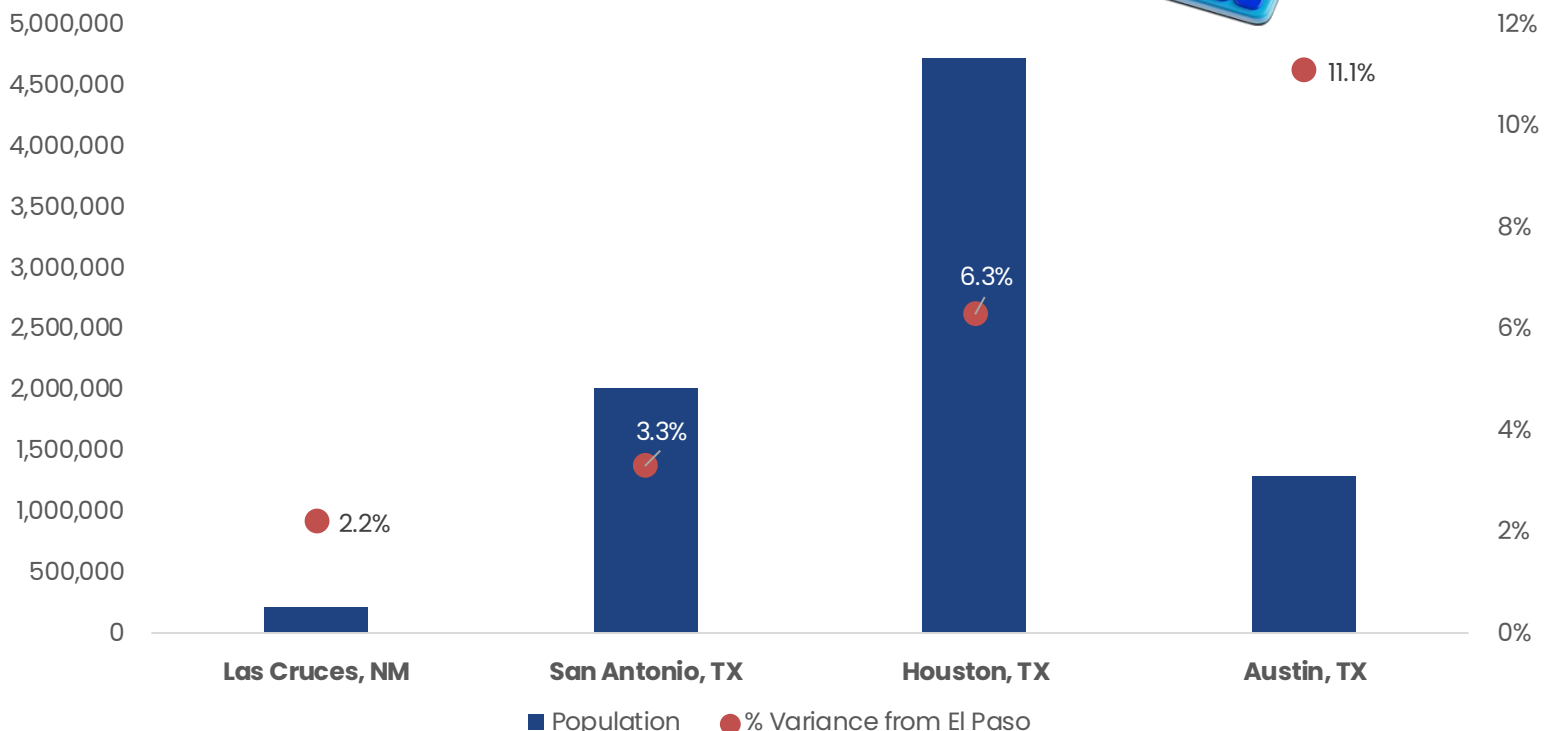
AVERAGE WEEKLY WAGES (Q2 2025)

Average Weekly Wage (2 ND Quarter 2025)					
	Q2 2025	Q1 2025	Q2 2024	Quarterly Change	Yearly Change
Borderplex	\$ 969	\$1,002	\$956	(\$33)	\$13
Texas	\$1,422	\$1,586	\$1,380	(\$164)	\$42
USA	\$1,436	\$1,589	\$1,389	(\$153)	\$47

COST OF LIVING COMPARISON (2024)



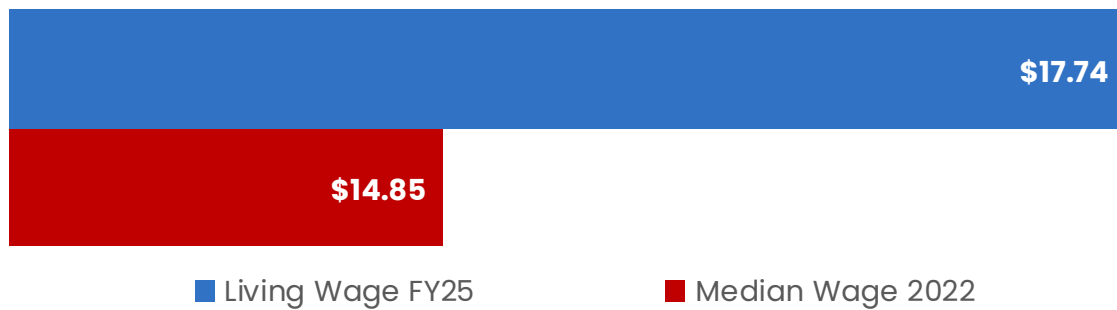
88.3
El Paso, MSA
[Cost of Living
Calculator](#)



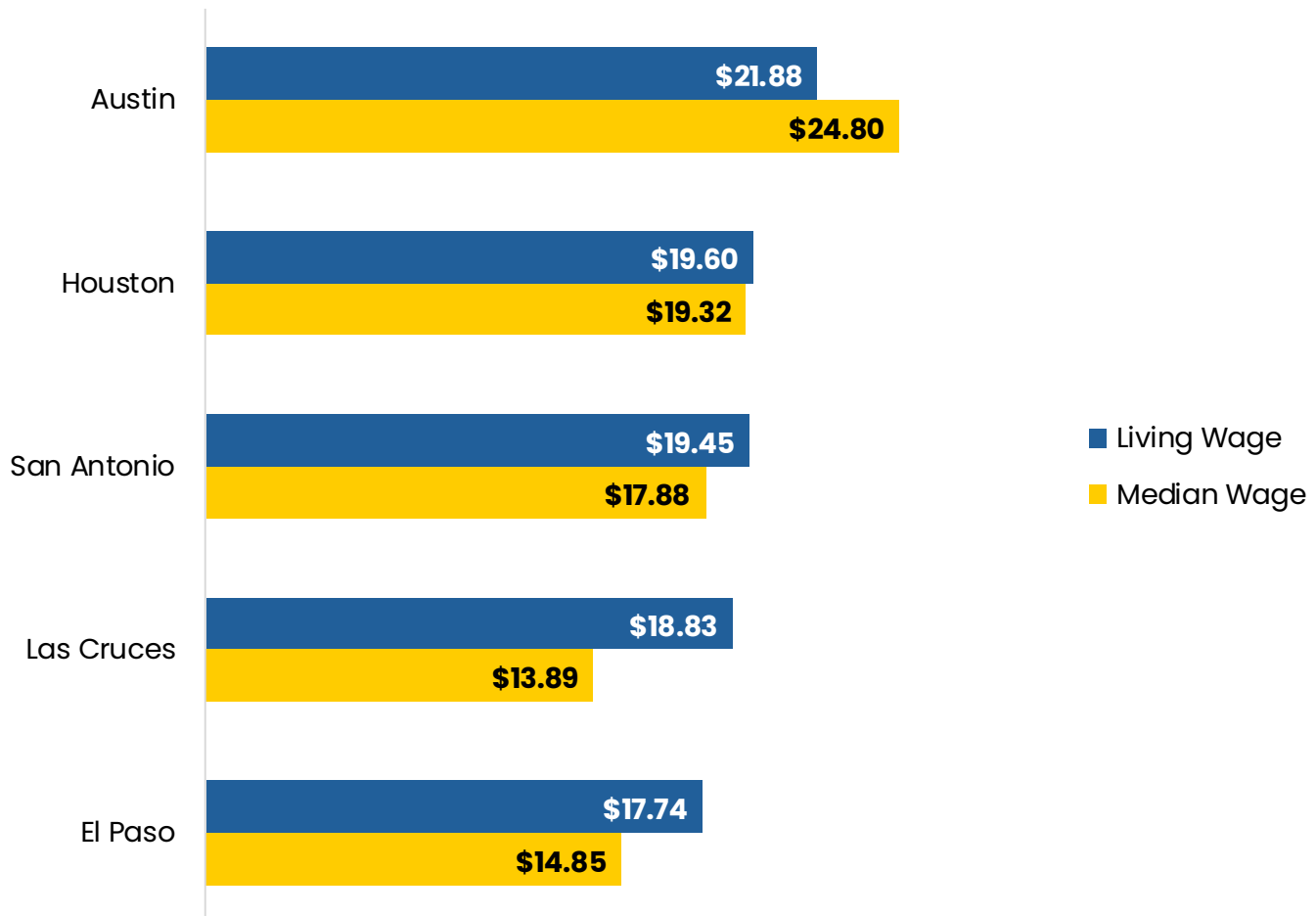
NOVEMBER 2025 LABOR MARKET REVIEW



MEDIAN VS LIVING WAGE (FY2025 VS 2022)



LIVING WAGE COMPARISON (FY2025)

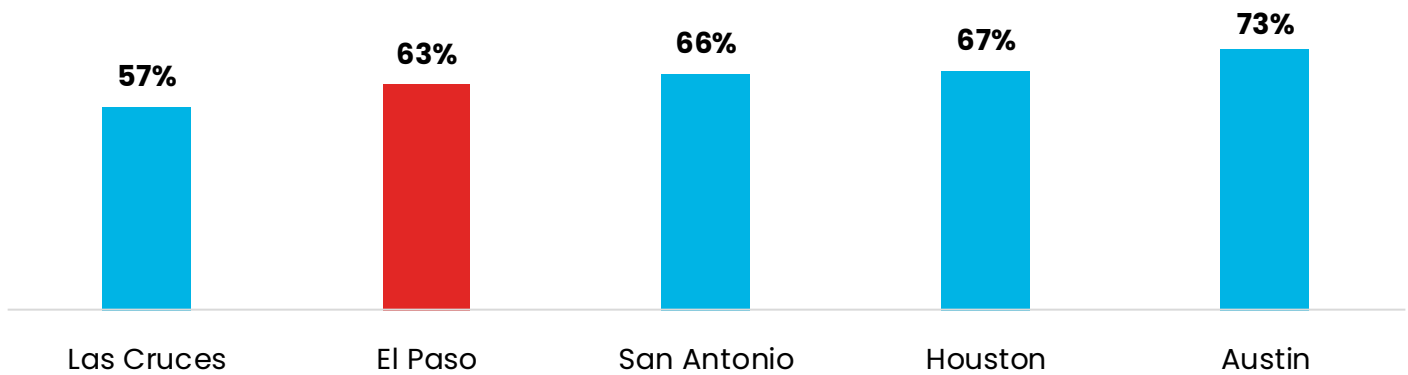




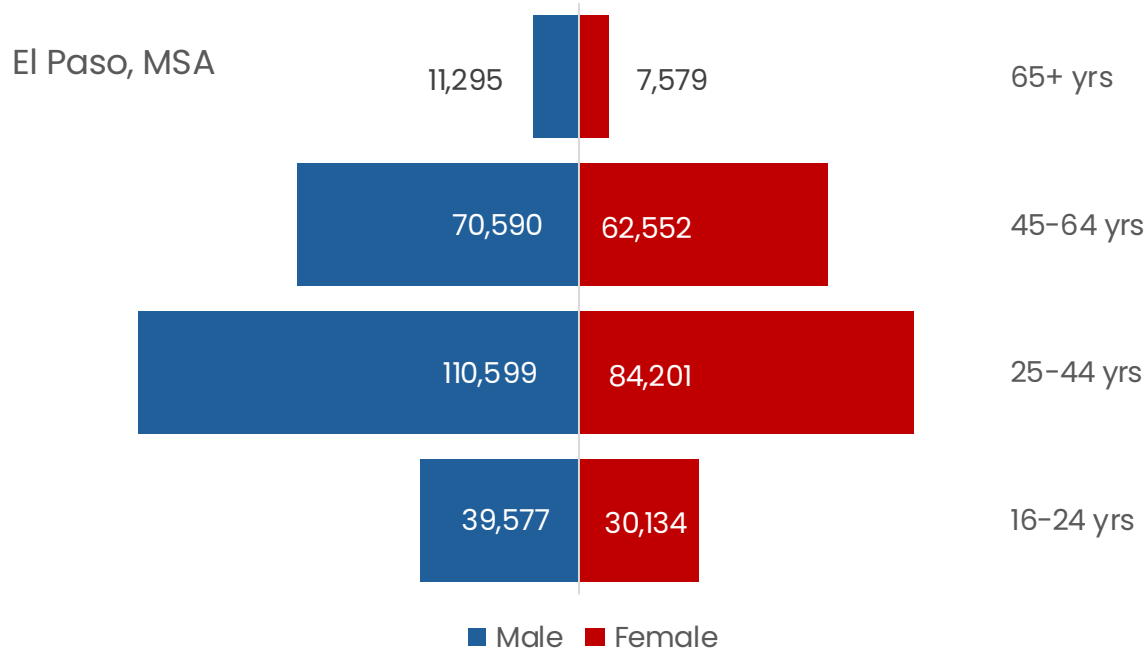
NOVEMBER 2025 LABOR MARKET REVIEW

LABOR FORCE PARTICIPATION RATE (2023)

POPULATION OVER 16 YEARS, BY
COUNTY



LABOR FORCE DEMOGRAPHICS (2023)



NOVEMBER 2025 LABOR MARKET REVIEW



WSB HOT JOBS (FY 2026)

A HOT JOB HAS:

- AN ENTRY WAGE OF **\$17.97 OR MORE**
- **10% OR MORE** GROWTH IN THE NEXT 10 YEARS
- **20 OR MORE** ANNUAL JOB OPENINGS

[WSB HOT JOBS LINK](#) 



WSB DIRECTS TRAINING FUNDS TOWARDS THESE OCCUPATIONS



UPDATED ANNUALLY



CURRENTLY 53 HOT JOBS



WSB CAN MAKE EXCEPTIONS AS NEEDED (LOCAL WISDOM)

2026 HOT JOBS

YOUR *GUIDE* TO JOBS, PATHWAYS,
AND TALENT IN THE BORDERPLEX

Inside the 2026 Hot Jobs
You'll Discover:



What Makes These Jobs So Hot:
Wages, Growth, and Opportunity



Where You Fit In: Pathways for
Students, Jobseekers and Employers



Your First Look at AI-Enhanced
Careers in the Borderplex region.



NOVEMBER 2025 LABOR MARKET REVIEW

SOURCES

Labor Market & Career Information, Texas Workforce Commission
November 2025, JobsEQ November 2025, Bureau of Labor Statistics May
2024, US Census 2023.

To access previous reports, please visit the Workforce Trends and Data
section of our website: [Industries Sectors that added jobs](#)

Equal Opportunity Employer/Program. Auxiliary aids and services are available upon
request to individuals with disabilities. Relay Texas: 711 (Voice) or 1-800-735-2989 (TTY).
Funded by all or in part of, the Department of Labor/ETA WIOA Formula Grants and
Wagner-Peyser; the Department of Health and Human Services TANF and Child Care
Development Fund; and the Food and Nutrition Service SNAP Employment & Training.

Igualdad de oportunidades de Empleo/Programas. Equipo auxiliar y servicios de apoyo
están disponibles para personas con discapacidad al ser requeridos. Relay Texas: 711
(Voz) o 1-800-735-2989 (TTY). Este documento contiene información importante sobre
los requisitos, los derechos, las determinaciones y las responsabilidades del acceso a
los servicios del sistema de la fuerza laboral. Hay disponibles servicios de idioma,
incluida la interpretación y la traducción de documentos, sin ningún costo y a solicitud.

