



Signs of Winter

Be prepared with our Winter safety essentials - Mini Catalogue

With the change in seasons we are now seeing the start of colder, darker, and wetter days and we are looking to help you prepare for the additional risks and hazards that brings. We have put together a range of products you may find useful over the coming Autumn and Winter months as the weather changes and temperatures begin to plummet.

Reflective Traffic Signs

Ensure signage is seen with this durable and rust resistant range of 20/22 gauge zintec, signs complete with Class RA1 engineering grade reflective facing. Perfect for temporary use, making them ideal for use in the harshest of winter conditions.



600mm 5 8207
750mm 5 8206



*Fig. 554
600mm 5 8073
750mm 5 7922



*Fig. 557
600mm 5 8074
750mm 5 7923



*Fig. 562
600mm 5 8071
750mm 5 7920



600 x 450mm 5 8205
1050 x 750mm 5 8204



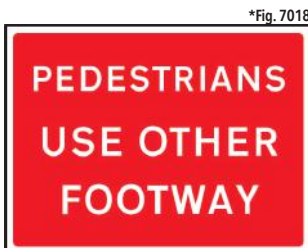
*Fig. 7010.1
600 x 450mm 5 7956
1050 x 750mm 5 7907



*Fig. 7010.1
600 x 450mm 5 7957
1050 x 750mm 5 7908



*Fig. 511
600 x 450mm 5 7966
1050 x 750mm 5 7917



*Fig. 7018
600 x 450mm 5 7952
1050 x 750mm 5 7903



*Fig. 2702
600 x 450mm 5 7953
1050 x 750mm 5 7904



*Fig. 2702
600 x 450mm 5 7954
1050 x 750mm 5 7905



*Fig. 2702
600 x 450mm 5 7955
1050 x 750mm 5 7906



*Fig. 7018
600 x 450mm 5 7950
1050 x 750mm 5 7901



*Fig. 7018
600 x 450mm 5 7951
1050 x 750mm 5 7902

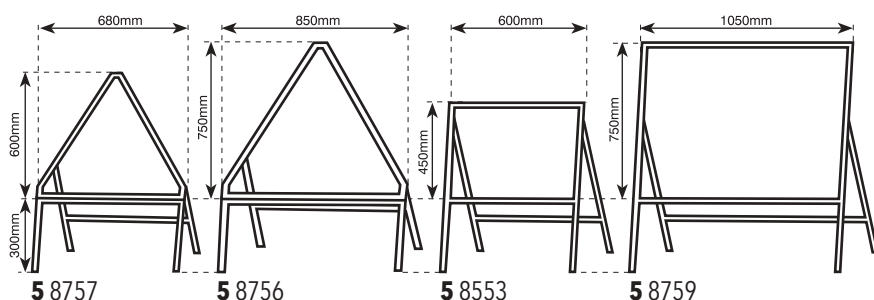


*Fig. 7010.1
600 x 450mm 5 7964
1050 x 750mm 5 7915



Traffic Sign Frames

Grey zinc painted steel frames include a 300mm ground clearance to meet UK regulations.



Road Frame Clip

Keep signs securely in the frame with our road frame clips. Zinc plated steel for protection against corrosion.


Minimum recommended number of clips per frame is four.



5 8755



Non-Reflective Traffic Signs



1 7511 **N**
6 7511 **N**



1 7507 **N**
6 7507 **N**



1 7501 **N**
6 7501 **N**



1 7502 **N**
6 7502 **N**



1 7503 **N**
6 7503 **N**



1 7617 **Q**
6 7617 **Q**



1 7590 **Q**



1 7796 **KQ**



1 7609 **Q**
6 7609 **Q**



1 6477 **Q**



1 6476 **Q**



1 6475 **Q**



1 6419 **Q**



Fluted Polypropylene
600 x 400mm
5 5745



Fluted Polypropylene
600 x 400mm
5 5748



Fluted Polypropylene
400 x 400mm
5 5742



Fluted Polypropylene
400 x 400mm
5 5743



Fluted Polypropylene
400 x 400mm
5 5744

Ice Detector Signs

Reduce the risk involved with costly slip and fall accidents on your property by installing our Ice Detector Signs. These Ice Detector signs are an early warning system that can be used in any outdoor area, including car parks, railway stations, depots, roads, hospitals, retail locations, airports, walkways and outdoor workplaces. These signs incorporate a temperature sensitive blue reflector (165mm dia), which gradually revolves into sight when the temperature reaches 2 °C and by -1 °C is in full view. It requires no power and is virtually maintenance free.



300 x 500mm
3mm Aluminium Composite
5 8197



300 x 500mm
3mm Aluminium Composite
5 8198



Non-Reflective Car Park Signs



1 7518 Q
6 7518 Q



1 7570 KQ



1 7571 KQ
7 7571 Q



1 3221 Q
7 3221 Q



1 7543 Q



1 7848 HK
2 7848 HK



1 7497 KQ



1 7498 KQ



1 7529 Q



1 7592 KQ
7 7592 Q



1 7106 H
2 7106 H



1 5486 MP





1 7553 N



Pedestrian Traffic Signs

Keeping your company premises / car parks clear of snow, ice and excessive amounts of fallen leaves can go a long way to keeping your business operational. Using car park and traffic signs can highlight safe routes through your premises during times of extreme weather.



1 7561 
6 7561 



1 7563 
6 7563 





Fluted Polypropylene
600 x 400mm
5 5757




Fluted Polypropylene
600 x 400mm
5 5758



1 7607 
6 7607 



1 6472 



Fluted Polypropylene
600 x 400mm
5 5760



Fluted Polypropylene
600 x 400mm
5 5759



1 6453 



1 5235 
2 5235 
8 5235 



Fluted Polypropylene
600 x 400mm
5 5761



Fluted Polypropylene
600 x 400mm
5 5751

Cones

Give advanced warning of areas that are unsafe. These cones can be used to redirect, block or slow down traffic to areas which are known for ice, flooding or other weather hazards.

Manufactured from recycled materials. Supplied complete with a reflective sleeve and conform to BS EN 13422:2004



460mm
5 7663

750mm
5 7664

1000mm
5 7665

Cone Barriers

Connect cones to cordon off areas with 3.65m of retractable, high visibility chevron webbing. This low cost and flexible solution is an ideal solution for blocking off temporary weather hazards.



Chevron Webbing
150mm x 3.65m
5 7983 *cones not included



Warning Safety Signs

Slip and trip accidents increase during the Winter season for a number of reasons: less daylight, leaves on paths become wet and slippery, cold weather causes ice and snow to build up on paths. There are effective actions that you can take to reduce the risk of a slip or trip. Regardless of the size of your site, always ensure that regularly used walkways are cleared of any potential hazards.



1 4223 **EK**
2 4223 **EK**



1 4229 **EK**
2 4229 **EK**



1 4287 **A**
2 4287 **A**



1 4275 **EK**



1 4330 **EK**



1 4483 **G**
2 4483 **G**



1 5634 **GM**
2 5634 **GM**



1 4213 **GMP**
2 4213 **GMP**
8 4213 **G**

Floor Graphic
400 x 600mm
5 8824

Self Standing Warning Signs

Polypropylene - 300 x 600mm -
Double Sided Warning -
Foldable, Waterproof, Durable
and Compact



5 8516



5 8517



5 8515



5 8546



5 8549

Shadow Boards

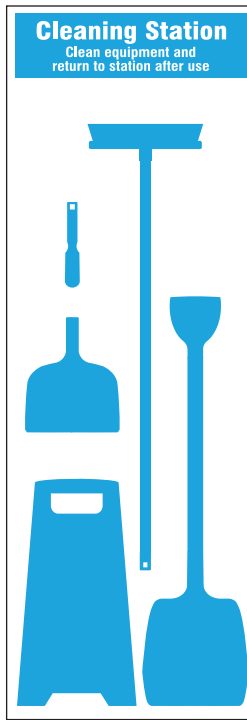
Manufactured from 10mm foam pvc, our shadow boards come complete with equipment. Perfect for clearing snow / water at entrance points to buildings.

6 Piece Station



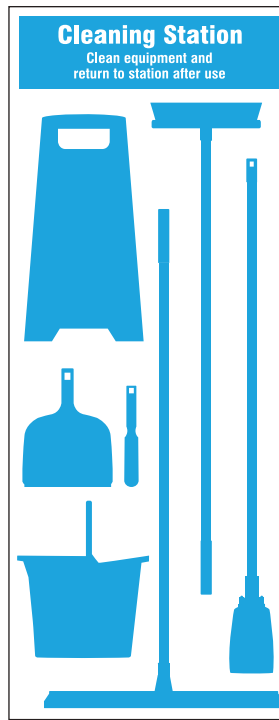
Includes: Mop, Broom, 12L Bucket, Dustpan, Dustpan Brush, Wet Floor Sign
 600 x 2000mm
5 5971

5 Piece Station



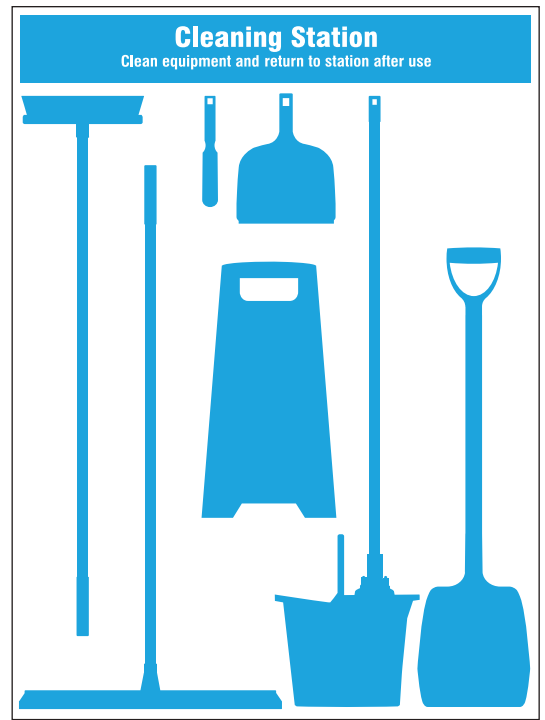
Includes: Broom, Dustpan Brush, Dustpan, Shovel and Wet Floor Sign
 600 x 2000mm
5 5972

7 Piece Station



Includes: Mop, Broom, Dustpan, Squeegee, Dustpan Brush, 12L Bucket and Wet Floor Sign
 750 x 2000mm
5 5983

8 Piece Station



Includes: Mop, Broom, Shovel, Squeegee, Dustpan, Dustpan Brush, 12L Bucket and Wet Floor Sign
 1220 x 1800mm
5 5984

Cleaning Equipment

Broom Head
 Polypropylene & Polyester Fill
 285 x 56mm
5 5962



Shovel
 Polypropylene
 Shovel Head: 320 x 260mm
 Height: 1150mm
5 5965



Dustpan
 Polypropylene
 330 x 203mm
5 5959



Mop Head
 200g Yarn
5 5963



Squeegee
 600mm
 Polypropylene
5 5974



Dustpan Brush
 Polypropylene & Polyester Fill
 280 x 35mm
5 5960



Mop Bucket
 Polypropylene
 285 x 370mm
 12 Litre
5 5964



Handle
 Aluminium with Polypropylene Grip

Can be used on our mop, broom and squeegee heads

1195mm Length
 23mm Dia
5 5961



Hazard Warning Cones

A range of cones ideal for marking hazardous areas. Custom messages can be printed on both styles.

Shape: Round
Height: 500mm

Slippery Surface **5 7980**
 Floor Cleaning **5 7981**
 Custom Message **5 7995**

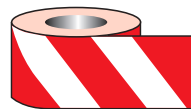


Shape: Triangular
Height: 500mm

Wet Floor **5 7982**
 Custom Message **5 7996**

Barrier Tape

Create an instant, high visibility cordon with heavy duty barrier tapes.



Non adhesive polyethylene
 70mm x 500m
5 8620



Non adhesive polyethylene
 70mm x 500m
5 8621



Non adhesive polyethylene
 75mm x 250m
5 8622

Anti-Slip Mats

A range of anti-slip mats which include an aggressive pressure sensitive adhesive for bonding to most floor surfaces.



Black / Yellow Chevron
 Caution
 Watch your Step
 Photoluminescent Strip
 Reflective Strip

5 9695
5 9634
5 9635
5 9697
5 9696

Health and Hygiene

The winter months can often see an increase in absenteeism due to ill health, ranging from the common cold, flu and COVID-19 to depression and mental wellbeing. Encouraging good hygiene and mental wellbeing practices within the workplace can help prevent the spread of germs and promote positivity during the colder, darker months



1 8256 **HK**
2 8256 **HK**



2 5502 **E**



2 5501 **E**



1 8451 **G**



2 5503 **E**



1 8572 **HK**
2 8572 **HK**



1 8573 **HK**
2 8573 **HK**



6 x Adhesive Labels
65mm Diameter
5 1654



Synthetic Paper
420 x 594mm
5 5917



1 8414 **H**
2 8414 **H**



1 5408 **GM E**
2 5408 **GM**
8 5408 **GA**



1 5602 **E**
2 5602 **BEK**



1 8473 **HK**
2 8473 **HK**



1 5418 **GM**
2 5418 **GM**



1 8472 **HK**
2 8472 **HK**



1 8476 **HK**
2 8476 **HK**



1 8479 **K**
2 8479 **K**



1 8477 **HK**
2 8477 **HK**




1 1090 **G**
2 1090 **G**



1 5622 **G**
2 5622 **G**

Can't see the sign you require?

We can print on a wide range of materials, ranging from synthetic paper to acrylic. Additionally, we have laser engravers which can etch out the most detailed illustrations / lettering so get in contact with our team today and we'll send you a quote for your unique signage.



Mental Health & Wellbeing

As winter draws in, individuals are more susceptible to feeling down or even depressed. Seasonal Affective Disorder is a type of depression that affects 10% of the population. We shouldn't underestimate the effect winter can have on the way we feel both physically and mentally. This range of posters helps raise awareness of mental health and general wellbeing amongst employees in the workplace. Produced on tough, durable, wipe clean synthetic paper they are easy to roll up for storage but will not tear or delaminate. Suitable for both internal and external use.



Synthetic Paper
420 x 594mm
5 7098




Synthetic Paper
420 x 594mm
5 7099



Synthetic Paper
420 x 594mm
5 7097



Synthetic Paper
420 x 594mm
5 7100



1 6685 **KQ**
2 6685 **K**

Mental Health First Aider

With a staggering one in four people facing mental health problems each year, having a dedicated member of staff who is trained to help staff members during times of stress, anxiety and depression seems sensible.

Highlighting mental health first aiders on this sign, enables sufferers of mental illness / episodes to locate someone they can talk to, in a moment of crisis.



1 5999 **H**
2 5999 **H**

Vehicle Safety


Snow and ice can make driving extremely dangerous so taking the necessary precautions can go a long way to improving safety on the roads. During periods of poor weather, it is even more important to ensure you carry out pre-drive inspections on vehicles. Breaking down, being caught without screen wash or having illegal tread depth on your tyres, could prove life threatening in wintry conditions.

With our easy-to-use, walk-through checklist it only takes a short time to ensure that a vehicle is safe to operate. Not only will it provide protection for the company and driver, but it also reinforces strong safety awareness at management level.

Vehicle Inspection Book

Contains 25 individual checklists relating to vehicle components and mechanical checks to be completed before the car or van is driven. Includes duplicate carbon copies.

25 Vehicle Inspections: **5 1306**



Vehicle Inspection Poster



Weekly Vehicle Inspection Kit

The weekly inspection kit provides you with everything you require to carry out fifty inspections (ideal for one year of weekly inspections).



1 Status Tag, 100 Tamper Seals, Wallet & Pen and 50 Vehicle Inspections: **5 1328**

Daily Vehicle Inspection Kit

The daily inspection kit provides you with everything required to carry out 275 inspections (ideal for one year of daily inspections). *based on a five day working week



2 Status Tags, 300 Tamper Seals, Wallet & Pen and 275 Vehicle Inspections: **5 1329**

Reinforce the importance of pre-use inspections on vehicles with this safety poster. Designed in order to provide strong visual reminders to employees and highlight components included in the Good to Go Safety vehicle inspection check book. A perfect addition to your safe equipment management systems.

Synthetic Paper
420 x 594mm
5 1387

Warning Triangle

This high visibility collapsible warning triangle will warn other road users of hazards.

With a collapsible design and storage case, it can be easily stored in a car boot until it is required.



In case: 460 x 160 x 35mm
Erected: 440 x 30 x 400mm

5 7799

Shovel

Having a shovel in the boot of your car can be very handy if you ever find yourself stuck in a snowbank or slide into a ditch.

The heavy duty design is manufactured from high impact polypropylene which gives the shovel a high resistance to shock and cracking.

Height: 1150mm
Blade: 320 x 260mm
5 5965



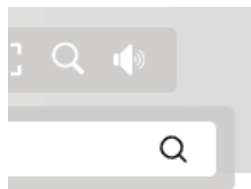


How to Order

Each product within this mini catalogue has its own unique product code. To help you to understand the meaning of the code and identify the size and materials available please follow the guidance below:

Step 1

Find the sign you require by inserting key words or codes into the catalogue search bar or you can find your sign by simply browsing the winter flyer.



Step 2

When you find the sign you require, use the **BOLD NUMBERS** (at the start of the code) and use the material descriptions below to find out which materials are available for your chosen sign design.



1. Rigid Plastic

Easily drilled, white, glossy, rigid PVC plastic. It's lightweight with high impact strength, suitable for internal & external use.

2. Self Adhesive Vinyl

High gloss, flexible PVC with self adhesive backing. Suitable for most smooth, dry and clean surfaces. Ideally suited for indoor and warehouse labelling.

6. Aluminium

Gloss white powder coated aluminium with excellent weathering and UV resistance. Suitable for both internal and external applications.

7. PET (2mm)

A high quality, fire and vandal resistant, durable and recyclable material which makes it ideal for harsher environments.

8. Quick Fix

Glossy white rigid plastic with a self adhesive backing. Quick fix removes the need for drilling, screws or additional adhesive fixings.

5. Miscellaneous

Any product outside of our standard choice of material or size ranges. This includes items such as cones, barriers and posters. The material will be listed next to the product.

Step 3

Once you've chosen the required material, choose the required size using the **LETTERS** (at the end of the code). Our sizes always read as width x height (WxH). Use the grid below to identify the available size options for your sign of choice.



Landscape Sizes

A 100 x 75mm	F 200 x 200mm	L 450 x 150mm	S 200 x 75mm
B 80 x 80mm	G 300 x 100mm	M 600 x 200mm	U 100 x 100mm
C 150 x 150mm	H 300 x 250mm	N 400 x 400mm	V 300 x 150mm
D 150 x 100mm	J 400 x 200mm	P 600 x 400mm	W 900 x 600mm
E 200 x 150mm	K 400 x 300mm	Q 600 x 450mm	X 200 x 100mm

Portrait Sizes

A 75 x 100mm	F 200 x 200mm	L 150 x 450mm	S 75 x 200mm
B 80 x 80mm	G 100 x 300mm	M 200 x 600mm	U 100 x 100mm
C 150 x 150mm	H 250 x 300mm	N 400 x 400mm	V 150 x 300mm
D 100 x 150mm	J 200 x 400mm	P 400 x 600mm	W 600 x 900mm
E 150 x 200mm	K 300 x 400mm	Q 450 x 600mm	X 100 x 200mm

Step 4

Phone, email or fax us with your order. Orders placed before 2.30pm will be despatched for next working day delivery.



Signs of Winter

Prepare with Safety Signs - Mini Catalogue

With the change in seasons we are now seeing the start of colder, darker, and wetter days and we are looking to help you prepare for the additional risks and hazards that brings. We have put together a range of products you may find useful over the coming Autumn and Winter months as the weather changes and temperatures begin to plummet.