

November 2023

HOUSING MARKET STATS

Austin and Surrounding Areas

*Stats for Residential Resale Only



Austin Quick Look Market Report

November 2023 (Stats for Residential Resale Only)

Months of Inventory 3.5 ↑ 1.1 YoY	Active Listings 2,201 ↑ 15.7% YoY	Closed Sales 462 ↓ 5.3% YoY
Average Days on Market 55 ↑ 9 days more YoY	Average Days to Close 30 ↑ 1 day more YoY	Median Price \$510,000 ↑ 0.6% YoY

Source: Texas REALTORS®

Austin



Buda Quick Look Market Report

November 2023 (Stats for Residential Resale Only)

Months of Inventory 2.2 ↓ 0.3 YoY	Active Listings 26 ↓ 29.7% YoY	Closed Sales 11 ↑ 83.3% YoY
Average Days on Market 54 ↑ 79 days more YoY	Average Days to Close 24 ↓ 1 day less YoY	Median Price \$410,000 ↓ 8.7% YoY

Source: Texas REALTORS®

Buda



Cedar Park Quick Look Market Report

November 2023 (Stats for Residential Resale Only)

Months of Inventory 1.8 ↓ 0.4 YoY	Active Listings 95 ↓ 35.4% YoY	Closed Sales 38 ↓ 5.0% YoY
Average Days on Market 63 ↓ 3 days less YoY	Average Days to Close 27 ↑ 3 day less YoY	Median Price \$425,000 ↓ 1.9% YoY

Source: Texas REALTORS®

Image courtesy of the City of Cedar Park.

and more...





Austin - Round Rock MSA**

Quick Look Market Report

November 2023 (Stats for Residential Resale Only)



Months of Inventory

3.5

↑ 0.9 YoY



Active Listings

5,874

↑ 4.5% YoY



Closed Sales

1,261

↓ 5.1% YoY



Average Days on Market

61

↑ 12 days more YoY



Average Days to Close

30

unchanged YoY



Median Price

\$440,000

↓ 5.4% YoY

**Includes Bastrop, Caldwell, Hays, Travis, and Williamson Counties.

Source: Texas REALTORS®



Austin Quick Look Market Report

November 2023 (Stats for Residential Resale Only)



Months of Inventory

3.5

↑ 1.1 YoY



Active Listings

2,201

↑ 13.7% YoY



Closed Sales

462

↓ 5.3% YoY



Average Days on Market

55

↑ 9 days more YoY



Average Days to Close

30

↑ 1 day more YoY



Median Price

\$510,000

↑ 0.6% YoY

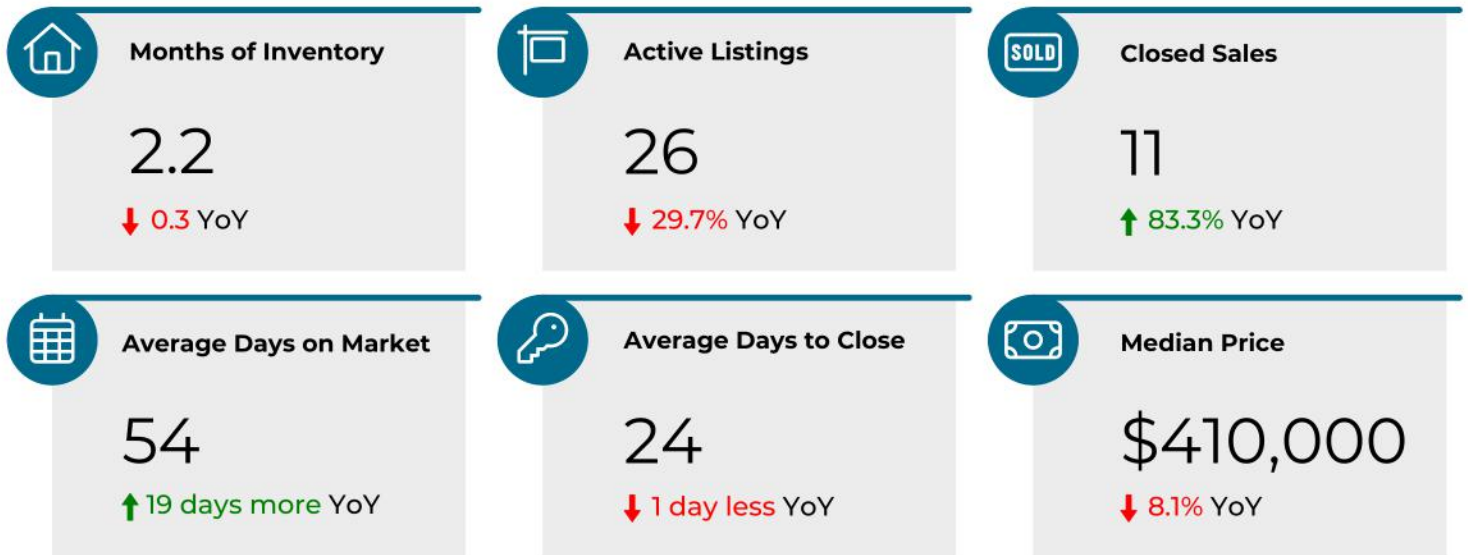
Source: Texas REALTORS®



Buda

Quick Look Market Report

November 2023 (Stats for Residential Resale Only)

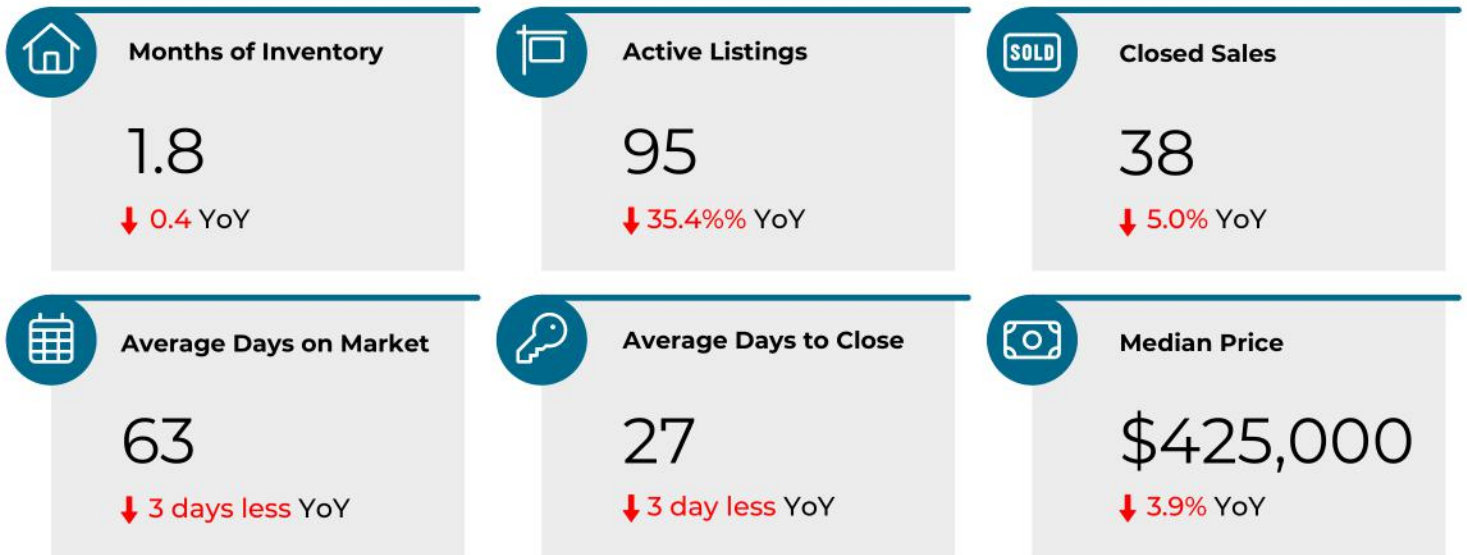


Source: Texas REALTORS®



Cedar Park Quick Look Market Report

November 2023 (Stats for Residential Resale Only)



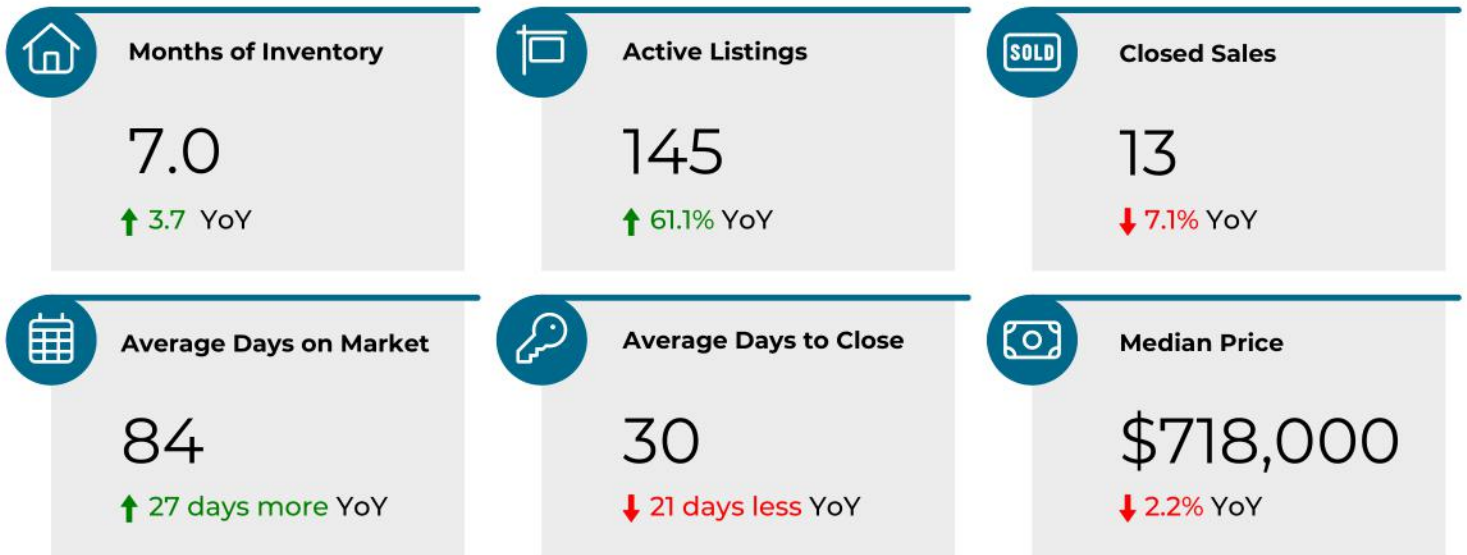
Source: Texas REALTORS®

Image courtesy of the City of Cedar Park.



Dripping Springs (78620) Quick Look Market Report

November 2023 (Stats for Residential Resale Only)

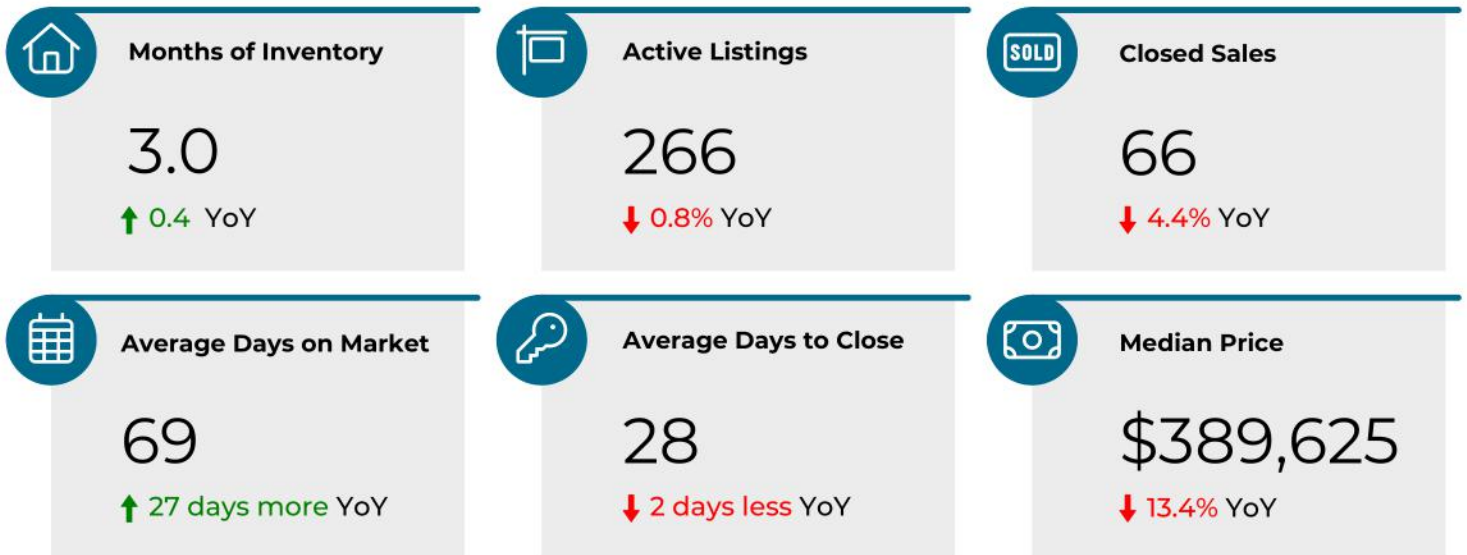


Source: Texas REALTORS®



Georgetown Quick Look Market Report

November 2023 (Stats for Residential Resale Only)



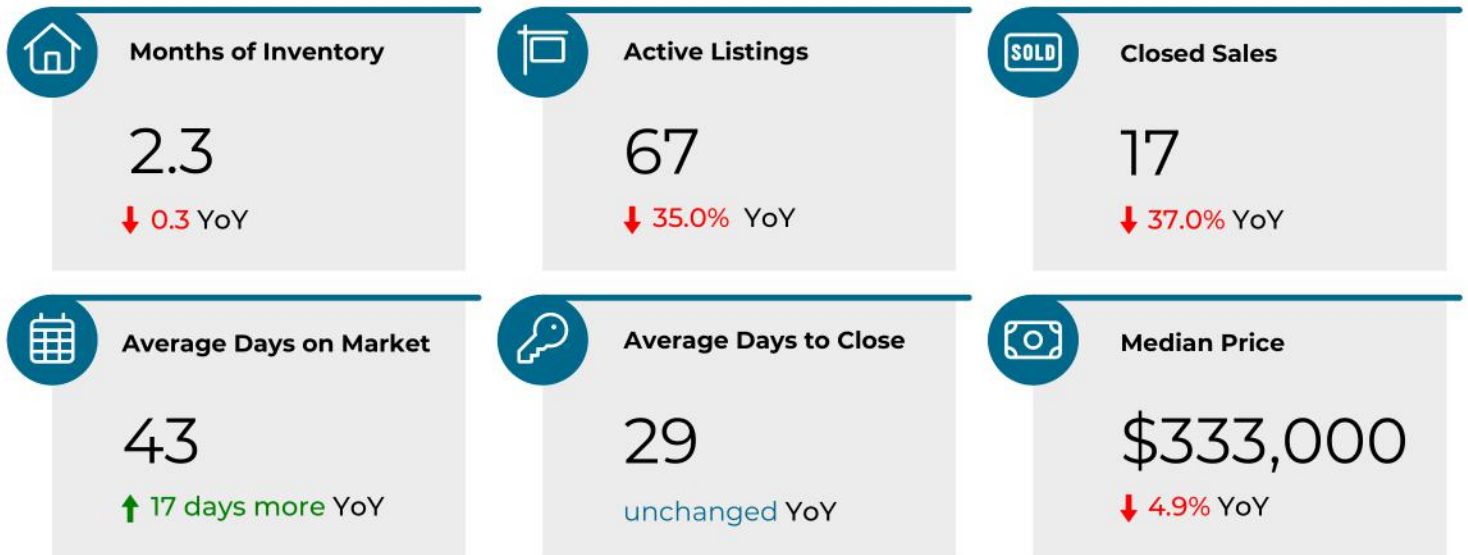
Source: Texas REALTORS®



Hutto

Quick Look Market Report

November 2023 (Stats for Residential Resale Only)



Source: Texas REALTORS®

Image Source: abor.com



Kyle (78640)

Quick Look Market Report

November 2023 (Stats for Residential Resale Only)



Months of Inventory

3.3

↑ 1.0 YoY



Active Listings

166

↑ 15.3% YoY



Closed Sales

43

↑ 16.2% YoY



Average Days on Market

67

↑ 13 days more YoY



Average Days to Close

29

↓ 1 day less YoY



Median Price

\$305,000

↓ 9.0% YoY

Source: Texas REALTORS®



Lago Vista

Quick Look Market Report

November 2023 (Stats for Residential Resale Only)



Source: Texas REALTORS®



Lakeway

Quick Look Market Report

November 2023 (Stats for Residential Resale Only)



Months of Inventory

4.6

↑ 1.9 YoY



Active Listings

111

↑ 26.1% YoY



Closed Sales

10

↓ 28.6% YoY



Average Days on Market

62

↑ 22 days more YoY



Average Days to Close

29

↑ 1 day more YoY



Median Price

\$685,000

↓ 7.8% YoY

Source: Texas REALTORS®



Leander Quick Look Market Report

November 2023 (Stats for Residential Resale Only)



Months of Inventory

2.6

↑ 0.5% YoY



Active Listings

128

↓ 11.1% YoY



Closed Sales

38

↓ 5.0% YoY



Average Days on Market

55

↓ 4 days less YoY



Average Days to Close

30

unchanged YoY



Median Price

\$420,500

↓ 2.2% YoY

Source: Texas REALTORS®

Photo Source: City of Leander Facebook

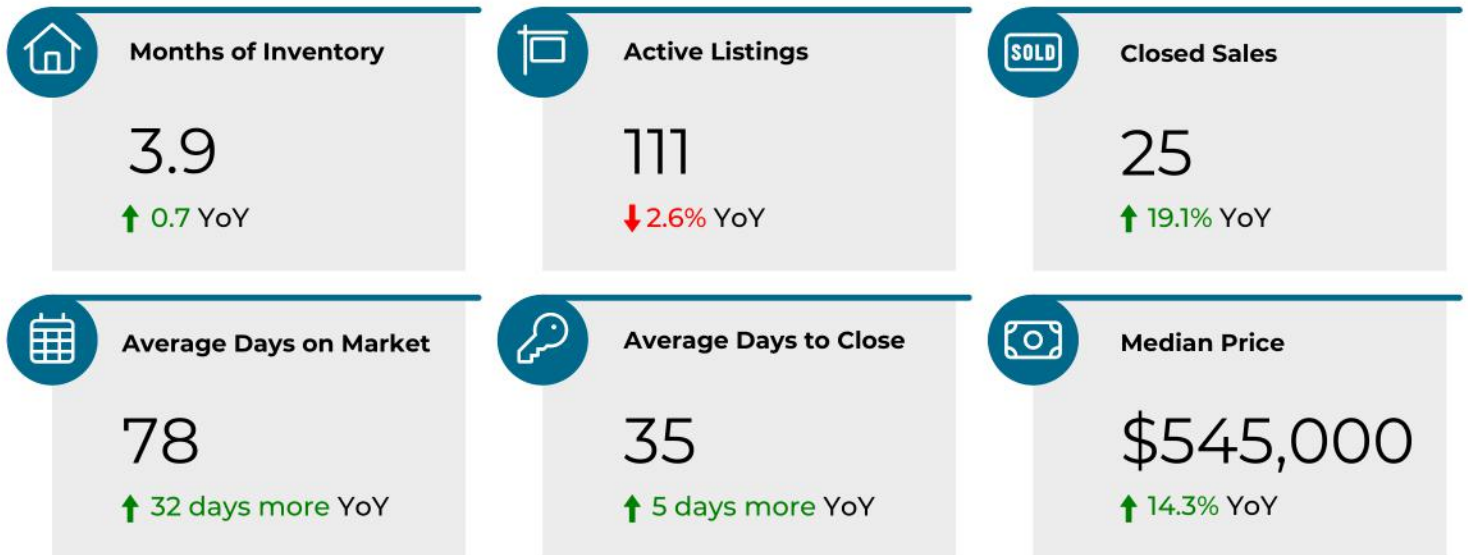




Liberty Hill (78642)

Quick Look Market Report

November 2023 (Stats for Residential Resale Only)



Source: Texas REALTORS®
Stats for Residential Resale Only



Manor

Quick Look Market Report

November 2023 (Stats for Residential Resale Only)



Months of Inventory

2.9

↓ 0.2 YoY



Active Listings

45

↓ 25.0% YoY



Closed Sales

2

↓ 87.5% YoY



Average Days on Market

160

↑ 110 days more YoY



Average Days to Close

28

↑ 2 days more YoY



Median Price

\$280,000

↓ 15.2% YoY

Source: Texas REALTORS®



Pflugerville

Quick Look Market Report

November 2023 (Stats for Residential Resale Only)



Months of Inventory

2.4

↑ 0.2 YoY



Active Listings

115

↓ 19.6% YoY



Closed Sales

34

↓ 8.1% YoY



Average Days on Market

47

↑ 11 days more YoY



Average Days to Close

30

↓ 1 day less YoY



Median Price

\$392,500

↓ 0.6% YoY

Source: Texas REALTORS®





Round Rock

Quick Look Market Report

November 2023 (Stats for Residential Resale Only)



Source: Texas REALTORS®



**CHECK BACK
NEXT MONTH!**

Reach out to your Stewart Title
Business Development Rep for a PDF or JPG copy.

www.stewart.com/austin

