

# *Planning your Perfect Boudoir Experience*

Outfit ideas, planning, preparation, tips and do's & dont's.



*Brisbane Boudoir by*

DEAN AGAR | PHOTOGRAPHY

Bulimba, QLD, 4171 • Phone: 0402 230 669 • [karen@deanagar.com.au](mailto:karen@deanagar.com.au) • [www.brisbaneboudoir.com.au](http://www.brisbaneboudoir.com.au)  
[www.facebook.com/deanagarphotography](http://www.facebook.com/deanagarphotography) • [www.facebook.com/Brisbaneboudoirbydeanagar](http://www.facebook.com/Brisbaneboudoirbydeanagar)

# *Brisbane Boudoir*

## Welcome

Dean and I are so excited that you are considering booking a boudoir session with us. This handy guide will take you through 12 different boudoir outfit ideas for your experience plus helpful hints and tips on making the most of your session.

The beautiful thing about boudoir is that there is no proper outfit to wear as anything goes. There is no perfect image, no perfect body type, no perfect age. With the right posing and lighting, anybody can look beautiful in a boudoir session. You can wear anything from sexy lingerie or your guy's favourite t shirt to a simple white sheet.

This guide will give you some inspiration and I hope it will put some concerns to bed for you. If you have any questions at all, I am a phone call away on 0402 230 669 or email me at karen@deanagar.com.au.

Dean and I look forward to the possibility of meeting you and photographing you so that you can see what a beautiful person you are, both inside and out.

*Karen & Dean*



Karen - your personal assistant.



Sammie - your emotional support.



Dean - Creative artist/photographer

## *Special Offer*

As a thank you for downloading our guide we are excited to offer you a great discount on a Boudoir experience with us. Simply click on this link for more information.

All photographs used have been created by Dean & Karen Agar and used with the kind permission of our wonderful clients.

## Worried about posing?

Let us worry about this - We know exactly how to pose you.

Most women will fret about posing. They think that a session will be like it is in the movies. A model jumping from one pose to another and the photographer machine gunning shots in rapid succession. This is as far from reality as you can get, unless, of course you are a professional model.

We take our sessions slowly and we perfect each pose before we move onto another. We pose you perfectly according to the style of session, your body shape and taking your personal concerns into account. We aim to achieve the most flattering pose possible in the very best lighting possible for you.

We have been photographing women now for the past 10 years and we know the best way to pose all body shapes and all ages for the most flattering results. We use both flash photography and natural light and we know the best lighting to use for the best results for each individual regardless of size, age or skin tone.



Dean is always perfecting the pose for you and I am watching at all times for any issues like costume malfunctions, creases, hair problems etc so that your images are as close to perfect for you as possible, straight out of camera. We will gently guide you at all times so that we avoid nasties like a double chin & to minimise any problem areas that you may be concerned about.

Most women feel a massive sense of pride and empowerment when they have had a boudoir, nude or 'nudoir' session with us. They will arrive in a bundle of nerves and leave feeling confident and amazing.

We have perfected many poses over our 10 years that are flattering to most body types so relax in the session and let us do the work with the posing. As long as you follow our instructions, relax and trust us, we **will** get awesome results for you.



# Preparation

A great boudoir session starts with great preparation, so I have put together a list of do's & don't's to make things easier for you.

## THE DAY BEFORE

- Be sure to get a good nights sleep the night before so that you are not tired and washed out.
- If you are having a spray tan it needs to be done the day before your session so it is fresh. You do not need to have a spray tan, it is entirely optional.
- Wash your hair the night before and let it dry naturally without product. Don't straighten it or it may not curl if you want loose curls for your session. Just leave it natural.
- Shave under arms and legs and any personal areas that you usually shave or neaten up. If you don't usually shave your pubic area, don't, just neaten up. It is always a personal choice and there are no hard and fast rules. Just be neat.
- Pack your outfits and any accessories so that you are not throwing a bag together at the last minute. This will avoid forgetting things.

## ON THE DAY

- You may apply moisturiser but dont apply any makeup. We will have one of our awesome makeup artists here waiting for your arrival for the perfect hair style and makeup.
- Wear very loose clothing to your session that will not mark you anywhere. Loose knickers are OK but please dont wear a bra or a sports bra or you will mark and definitely no jeans or shorts. A nice loose dress is perfect.
- The most important thing is not to overthink about the session. Don't let it get into your head to the point that you are stressed and fretting over it. If you have packed your things the night before and done your preparation then you are all sorted. Just relax.



# *What we can or can't fix*

## **What we can & can't fix for you.**

There are a number of things we can fix in photoshop but there are also some things that we cannot fix so it is good to know in advance. If you are unsure about something please ask in advance.

### **We can fix:**

Bruises

Small tattoos around 20 - 40mm in size

Stretch marks

Thin up thighs, tummies, upper arms

Scars

Pimples

Small birth marks



### **We cannot fix:**

Tattoos over 40mm in size

Large birth marks

Bad suntan marks

Marking from wearing tight clothing into the studio for your session. These will usually need at least an hour to disappear before we can photograph you for boudoir or art nude.

If you have a tattoo that you do not want seen in your photos we will work around posing to avoid showing it.

If you are doing a nude session please do not go into the sun before your session and end up with bad suntan lines around your swimsuit as we will not be able to blend it to look even. If you get a spray tan please be sure to have it done naked so that you do not have a g-string line at the sides. This is not a drama if you are shooting boudoir but it is important if you are having a nude session.



# Two Piece Lingerie

A two piece set is probably the staple of boudoir but by no means the only option. Some sets can be very expensive but you can get some really nice lingerie from KMart & similar stores.

It is great to treat yourself to expensive lingerie but if you have a limited budget just stick to the basic black, white or cream and find something that is soft, feminine and lacy. You can't go wrong with that. Don't worry if you can't afford a suspender belt or stockings as we have white and black belts and a range of stockings for your use.



We prefer underwear with a nice lacy side as g-strings tend to look quite hard at the sides. A nice brazilian cut is perfect if you can find that. Some ladies come in to us with 6 or more sets of lingerie which is really not needed. 2 sets are just fine if that is all that your budget can stretch to.



# *One Piece Body Suit*

A nice lace bodysuit is perfect, especially if you need to cover stretch marks or if you are self conscious about your tummy. They are sexy and elegant and flattering to all body types.

There are so many different designs, colours and fabrics to choose from but once again, if you are unsure on colours, stick to the basic, black, white or cream. They will always work and they will be easier to team up with our sets and props.

We have a few black body suites in the studio wardrobe for your use in size small to XL



# *Garter Belts and Stockings*

Most women have no idea how to put the garter and stockings on but never fear, I have become expert at it. Garter belts are great if you have a problem area on the tummy to hide and teamed with stockings they look fantastic and sexy. Just make sure that your stockings are the right size and not too tight.

We have a black and a white garter belt that you are welcome to use as well as a range of stockings if you do not have any of your own.

Stockings and garter belts are also great to use in the image as a focus such as pulling them on or attaching the stocking to your garter.







# *Lace Robes or Tops*

Robes are fantastic to wear either over the top of your lingerie or by themselves with nothing underneath. They are soft and feminine but can also be sexy and seductive. Bring your own favourite robe or use ours. We have a black, white and pink lace robe for your use.



Little tops are great to team with knickers and stockings for a sexy but slightly more covered look.



# Corsets

Corsets do seem to come and go. Sometimes in style and sometimes not so much, but never the less, they do look amazing in photos.

They are extremely flattering on all body types and can give off a particular sex appeal that can add mood to your image.


We have a few boned, satin corsets in different colours to fit sizes 8 - 14 in the studio, or bring your own.



# Bridal

Bridal can be anything from the veil to lingerie to the garter. It can be as naughty or as nice as you like. Bring along your wedding shoes and your wedding night lingerie to give him a sneak preview of what to expect on the night. He will be blown away by the results and will not expect such a personal & romantic gift.

Our beautiful 10 x 10" lay flat album is perfect for presenting your stunning images.





## *The business Shirt*

Mens business shirts are very popular and make great boudoir outfits. It is one of our favourites, and is so versatile.

Wear it with lingerie underneath, or just a sexy pair of lacy knickers, or completely naked. The shirt can cover as much or as little as you like.

Bring in 'his' favourite shirt or use ours, the choice is yours. We have white business shirts in small, medium and large.



# *Heels and boots*

Heels are a classic that do many things. They make your legs look longer and add a little bit of sexiness to your shot, or be brave & wear only the heels.

We won't always see feet in a shot but if we do it can be nice to add a sexy pair of heels. If you don't own a pair yourself you are welcome to use ours. We have black in size 8 plus red, white and black in sizes 8 & 10 that you are welcome to use.

Long boots are very sexy either with lingerie, corset, little shorts or nude.



# *Oversized Jumper*

Oversized jumpers are perfect for boudoir, especially for those who are a little shy and want to be sexy without showing too much skin. We have three jumpers here for your use. We have the cream cable knit jumper, grey button front and the white plain jumper (all pictured on this page). They will fit sizes 8 - 14. If you are over a size 14 you would need to bring in your own jumper. Be sure to bring a matching pair of knickers also and preferably with a nice lace side.

We do have lace knickers available in white and black but it is a good idea to bring your own if you have them.



# White Sheet

This is a favourite of many women as it is the ultimate in "leaving very little to the imagination, whilst not being on display". It is easy and makes a fantastic extra look.

You can appear to be naked while revealing less flesh than lingerie and it can be great to hide those problem areas if you need to.


There is no need to bring a sheet. We have that here for you.



# *Jeans*

Who doesn't love a great pair of jeans and it seems that the more ripped they are, the better. Jeans can be worn topless or with your favourite bra or a sexy singlet knotted at the front or side. Leave unbuttoned or unzipped for an extra sexy look or go for the playful girl next door look.

We have an awesome pair of ripped up jeans which will fit size 8 - 12 that you are most welcome to use, or bring in your own favourite pair.






# Nudoir

We have perfected the 'nudoir' session so that our lovely ladies can have the option of combining a little bit of art nude in with their boudoir session. Once again, we pose these sessions according to your specific body type.

If you are feeling brave and wish to shoot nudoir then we are the best choice. Combine a few tasteful art nude images with your boudoir session and have an amazing variety of images for your keepsake album or to keep as private digital files. Include your "special someone" for some intimate couples images.



## *Add some Creative Lighting*

Why not try some of our coloured gel lighting or our Hollywood glamour lighting using our 1940's original Hollywood movie light.



# *Add some Fantasy*

Why not add some of our CGI fantasy backgrounds to your experience. (Additional photoshop fee applies.)



# Other Styles

While you are with us why not add in some of our other styles.

## GLAMOUR



## COUPLES



## VINTAGE



## *Helpful Links*

### PHOTO GALLERIES

Click here to see our image galleries.

### THE EXPERIENCE

Click here for our behind the scenes videos and before and after photos.

### TESTIMONIALS

Click here to see what other women have had to say about their boudoir experience.

## *Special Offer*

As a thank you for downloading our guide we are excited to offer you a great discount on a Boudoir experience with us. Simply click on this link for more information.



*Start Planning Now!*



Contact us below to book your awesome Boudoir Experience  
and start planning your dream session now.

*Brisbane Boudoir by*

DEAN AGAR | PHOTOGRAPHY

Bulimba, QLD, 4171 • Phone: 0402 230 669

[karen@deanagar.com.au](mailto:karen@deanagar.com.au) • [www.brisbaneboudoir.com.au](http://www.brisbaneboudoir.com.au)

[www.facebook.com/deanagarphotography](http://www.facebook.com/deanagarphotography) • [www.facebook.com/Brisbaneboudoirbydeanagar](http://www.facebook.com/Brisbaneboudoirbydeanagar)