

# LOCK & LOAD CHASTITY CADET

(HOW TO USE)



[www.oxy-shop.com](http://www.oxy-shop.com)

*The Gift of Submission*

**Embarking on a solo chastity journey? Need a helping hand to keep you accountable and ensure you stick to your goals?**

**This set is just the ticket for those who want to manage their chastity goals without the pesky urge to cheat. Chastity is serious business, and for good subs, it's non-negotiable.**

**Content of the box:**

1x Timer lock

1x Chastity key container (up to 2 keys)

20x Plastic numbered locks

We've come up with a foolproof system to keep those temptations at bay:

**Step 1:**

Lock yourself in Chastity (The basics)

**Step 2:**

Slide the Chastity key (up to 2!) in the allocated container.

**Step 3:**

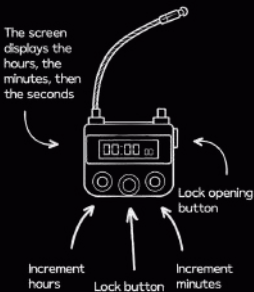
Option A: Slide the timer lock cable through the hole and close the lock

Option B: Slide a plastic numbered lock through the hole and close it.

Ready to take the next step in your chastity journey?

## Option A: with Timer lock.

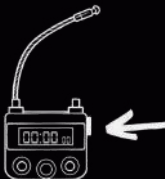
The electronic timer lock can be set for up to 99 hours, keeping you securely locked until the timer runs out.



## How to use the timer lock?

1) Turn on the digital padlock by pressing any button

2) Open the padlock by pressing the button on the side



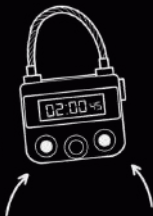
**3)** Pass the cable through the chastity key container (with keys inside) and lock it all together.

**4)** Set up the time of the digital break.

Left button: increase hours

Right button: increase minutes

Pressing both buttons at the same time will reset the time.



**5)** Press the middle button to lock for the time set.

1. You have 5 seconds to cancel, by pressing any button.

2. After 5 seconds, the digital padlock will be locked.



**6) Enjoy your chastity time Lockee!**

## Select sound mode

- The default setting is sound mode (4 beeps when the countdown starts)
  - Press the middle button for 3 seconds to toggle sound mode and silent mode. The mode changes when you hear a beep.

## Caution

- If the countdown ends and the unlock button cannot be pressed, please reset the countdown by one minute to unlock the device.
    - Please charge the device with the supplied cable when the LCD screen is flashing
    - Do not press the lock opening button during the 5 second lock countdown.
- 

## Option B: With Plastic Numbered Locks.

Once the lock is closed, the only way out is to break the lock. Each plastic lock has a unique serial number—jot it down with the time of your lock-up to keep tabs.

Got a virtual or physical keyholder? Numbered locks are perfect for showing proof with a little video fun when you lock up and when you're finally set free. Each of the locks has a unique serial number to keep track of your chaste goals.

If your keyholder sees that lock snipped before your release time, well, let's just say there will be consequences. So behave, or be ready for your punishment.

**SCAN TO JOIN "MISTRESS of FATE" FORUM**



Feel free to give recommendations about new tasks,  
expansion packs or find a virtual partner to play the game.

[www.oxy-shop.com](http://www.oxy-shop.com)

*The Gift of Submission*