



2025 **PRODUCT** **GUIDE**

Version 1.0
E & OE

www.evofas.com

Locations

GLASGOW (Sales/Customer Services)

TEL: +44 (0)141 647 7100

FAX +44 (0)141 647 5100

Email: sales@evofas.com

Email: technical@evofas.com

Evolution Fasteners (UK) Ltd
Clyde Gateway Trade Park
Dalmarnock Road
Glasgow
G73 1AN

LONDON

TEL: + 44 (0) 208 905 2759

FAX: + 44 (0) 208 207 0044

Evolution Fasteners UK Ltd
One Oaks Court,
Warwick Road,
Borehamwood
WD6 1GS
United Kingdom

DUBLIN

TEL: + 353 (0) 1 539 2950

Email: sales@evofas.com

Evolution Fasteners (IE) LTD
Finglas Business Centre
Jamestown Road
Dublin 11
D11 R592

GLASGOW (Engineering/Centre of Technical Excellence)

TEL: +44 (0)141 647 7100

FAX +44 (0)141 647 5100

Email: sales@evofas.com

Email: technical@evofas.com

Evolution Fasteners (UK) Ltd
Unit 2
268 Nuneaton Street
Glasgow
G40 3DX

NETHERLANDS

TEL: +31 (0) 85 200 75 88

Email: sales.eu@evofas.com

Email: orders.eu@evofas.com

Evolution Fasteners (N.L) B.V.
Pastoorslaan 57 te
2182 BW
Hillegom
Netherlands

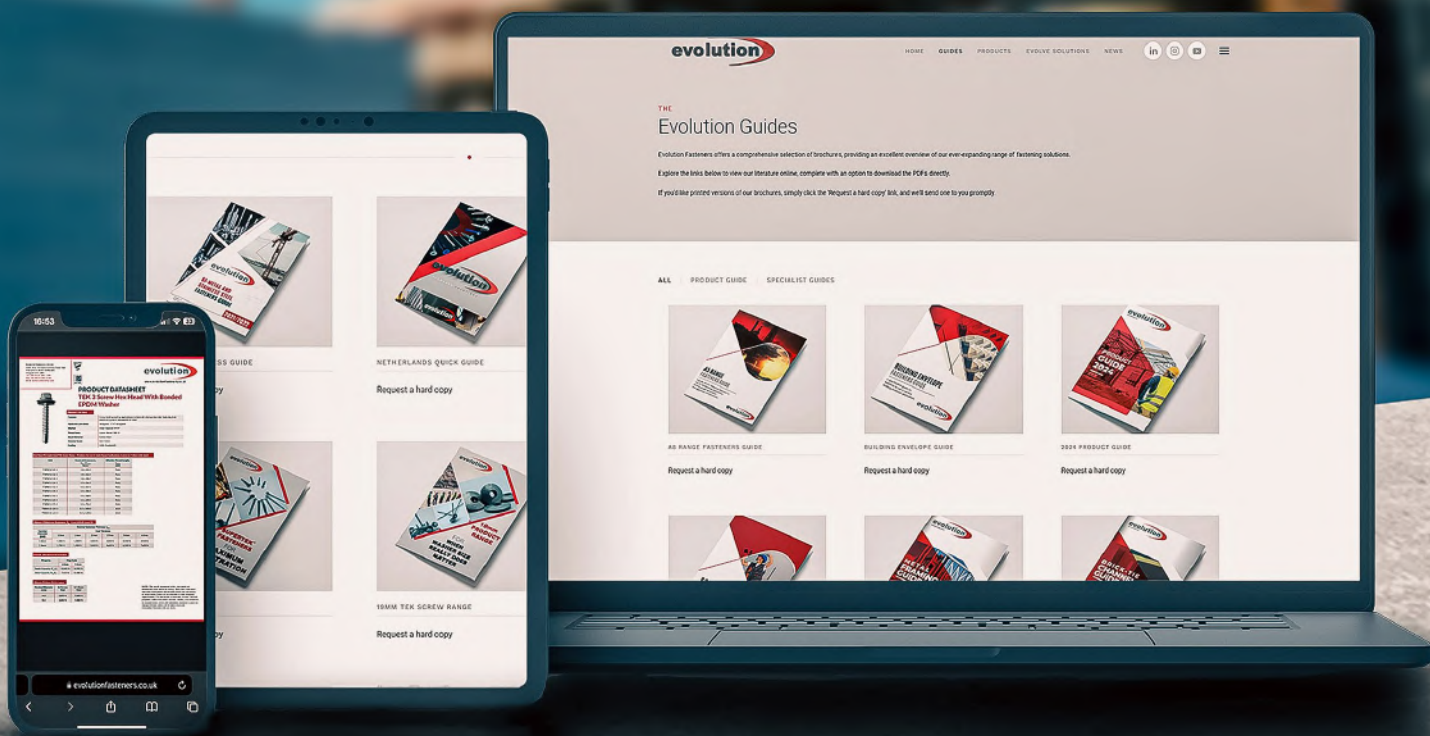
EVOLUTION QUALITY

We are committed to ensuring the quality of our products at every stage of the production process.

From initial product design, prototype, testing, quality control, manufacturing and final certification.

VISIT: www.evofas.com

For more information.



CONTENTS

CARBON STEEL TEK® RANGE

BONDED HEX
WASHER HEAD TEK® 3



PAGE 16

BONDED HEX
WASHER HEAD TEK® 5



PAGE 17

UNWASHERED HEX
HEAD TEK® 3



PAGE 18

UNWASHERED HEX
HEAD TEK® 5



PAGE 19

TEK® SCREW COARSE
THREAD HEX HEAD



PAGE 20

UNWASHERED HEX
HEAD TEK® 3/5 (6.3mm range)



PAGE 21

SUPERTEK® 6



PAGE 22

SUPERTEK® 7



PAGE 23

SUPERTEK® 8



PAGE 24

Q10 SUPERTEK® X



PAGE 25

SUPERTEK® 7 WING
DRILL



PAGE 26

STITCHING SCREWS



PAGE 27

METAL FRAMING



PAGE 28

COMPOSITE PANEL -
TEK® 3 (12/16mm WASHER)



PAGE 29

CARBON STEEL TEK® RANGE

HIGH THREAD COMPOSITE
PANEL - TEK® 3



PAGE 30

HEAVY SECTION COMPOSITE
PANEL TEK® 5



PAGE 31

TIMBER TEK® - FOR
LIGHT STEEL TEK® 3



PAGE 32

TIMBER TEK® - FOR HEAVY
STEEL TEK® 5



PAGE 33

COMPOSITE PANEL FOR
TIMBER



PAGE 34

GASH POINT TEK® SCREW



PAGE 35

FIBROUS CEMENT BOARD
SCREW



PAGE 36

STANDARD TEK® 3/5 ZINC -
WASHERED



PAGE 37

STANDARD TEK® 3/5 ZINC -
UNWASHERED



PAGE 38

TIMBER TEK® ZINC TEK® 3/5



PAGE 39/40

BAYPOLE SCREWS



PAGE 41

ICON KEY



CONCRETE



TIMBER



BRICK



INSULATION



STEEL



EVO-SHIELD
COATING




METAL



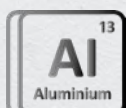
TWO-HOUR FIRE
RESISTANCE PURSUANT TO
BS EN 1364-1: 2015



DO NOT USE WITH
AN IMPACT DRIVER



FULLY
STAINLESS STEEL



FOR USE
IN
ALUMINIUM



ETA
CERTIFICATION.



USED WITH
ENTERPRISE
BRICK-TIE
CHANNEL SYSTEM

CONTENTS

BI-METAL TEK® RANGE

A8 BI-METAL®



PAGE 44

A4 SUPERTEK® 7
COMPOSITE PANEL



PAGE 45

A4 BI-METAL SUPERTEK® 7



PAGE 46

A4 SUPERTEK® MARINE® 8



PAGE 47

A4 GRADE STANDARD TEK®



NEW SIZES PAGE 48

A4 GRADE STANDARD TEK® -
LIGHT SECTION



NEW SIZE PAGE 49

A2 BONDED HEX WASHER
HEAD TEK® 3



NEW SIZES PAGE 50

A2 BONDED HEX WASHER HEAD
TEK® 5



PAGE 51

A4 GRADE STANDARD TEK® -
HEAVY SECTION



NEW SIZES PAGE 52

A2 UNWASHERED HEX
HEAD TEK® 3



PAGE 53

A2 BI-METAL® STANDARD TEK®
UNWASHERED HEX



PAGE 54

A2 UNWASHERED HEX HEAD
TEK® 5



PAGE 55

A4 LOW PROFILE HEAD TEK® 3



NEW PAGE 56

A4 COMPOSITE PANEL
(16/19mm washer)



PAGE 57

A2 COMPOSITE PANEL
(12mm washer)



NEW SIZES PAGE 58

A2 COMPOSITE PANEL
(16/19mm washer)



PAGE 59

BI-METAL TEK® RANGE

**A2 HEAVY SECTION
COMPOSITE PANEL(16/19mm washer)**



NEW SIZES PAGE 60

A2 COMPOSITE PANEL



PAGE 61

**A4 BI-METAL® TIMBER TEK® -
FOR LIGHT STEEL**



PAGE 62

A2 BI-METAL® TIMBER TEK®



PAGE 63

**A2 BI-METAL® TIMBER TEK® -
FOR HEAVY STEEL**



PAGE 64

**A2 BI-METAL® PANCAKE
HEAD - LIGHT**



PAGE 65

**A2 BI-METAL® PANCAKE
HEAD - HEAVY**



PAGE 66

**A4 BI-METAL® LOWERED
DOME HEAD (NO WASHER)**



PAGE 67

**A2 DOME-HEAD STITCHING
SCREWS TEK® 5
(WASHER)**



PAGE 68

**A2 DOME-HEAD STITCHING
SCREWS TEK® 3
(NO WASHER)**



NEW SIZE PAGE 69

**A2 DOME-HEAD STITCHING
SCREWS TEK® 3
(WITH WASHER)**



PAGE 70

**A2 BI-METAL® STITCHING
SCREW**



NEW PAGE 71

**A2 BI-METAL® HEX HEAD
SCREW**



NEW PAGE 72

**A2 BI-METAL® STITCHING
SCREWS**



PAGE 73

**A2 STAINLESS STEEL DOME
HEAD SCREW**



PAGE 74

**A2 STAINLESS FIBRE CEMENT
BOARD (BAZ) SCREW**



PAGE 75

CONTENTS

INSULATION FIXINGS

SELF DRILLING INSULATION
SCREW



NEW SIZE

PAGE 77

SELF-DRILLING INSULATION
SCREWS A4 STAINLESS STEEL



PAGE 78

INSULATION ANCHORS



PAGE 79/80

HEAVY DUTY ROOFING
SCREWS



PAGE 81

PANEL-FIX



PAGE 82

STRESS PLATES



NEW SIZE

PAGE 83

INSULATION RETAINING
WASHERS



NEW SIZE

PAGE 83



USABILITY DATA INDEX:

PAGES 130- 137

MASONRY SCREWS AND ANCHORS

INSULATION CONCRETE
SCREW



NEW

PAGE 86

COUNTERSUNK/SLOTTED HEAD
SELF TAPPING MASONRY SCREW



PAGE 87/88

A4 GRADE BI-METAL[®]
MASONRY SCREWS



NEW SIZES

PAGE 89

A4 GRADE BI-METAL[®]
MASONRY CSK SCREW



PAGE 90

SELF TAPPING FRAMING
SCREWS WITH TORX RECESS



NEW SIZES

PAGE 91

WIREHANGERS



PAGE 92

STEEL CEILING ANCHORS



PAGE 93

ZAMAK[®] NAIL-IN ANCHOR



PAGE 94

CENTRE OF TECHNICAL EXCELLENCE:

PAGES 138- 143

evolution

CONTENTS

DRYWALL RANGE

SUPER DRYWALL/COLLATED



NEW

PAGE 96

SELF-DRILLING CEMENTITIOUS
BOARD SCREW (STAINLESS STEEL)



PAGE 97

CEMENTITIOUS BOARD
SCREWS



PAGE 90

FINE THREAD DRYWALL
(ZINC/PHOSPHATE)



PAGE 91/100

BUGLE HEAD SELF-DRILL
DRYWALL SCREWS



PAGE 101

WAFER & PAN HEAD
SELF-DRILL DRYWALL SCREWS



PAGE 102

COARSE THREAD DRY-
WALL SCREWS



PAGE 103

TOUGH BOARD SCREWS



PAGE 104

UNDER CUTTING DRYWALL



PAGE 105

FINE THREAD COLLATED
DRYWALL SCREWS



PAGE 106/107

COARSE THREAD COLLATED



PAGE 108

SELF-DRILL COLLATED



PAGE 109

COLLATED TOUGH BOARD
SCREW



PAGE 110

WOODMASTER® RANGE

WOODMASTER® CSK
STRUCTURAL DECKING
SCREWS



PAGE 112

COLLATED FLOORING
SCREWS



PAGE 113

WOODMASTER® POZI DRIVE
SUPER CUTTER SCREWS



PAGE 114

A2 WOODMASTER® STAINLESS
STRUCTURAL SCREWS



PAGE 115

A2 WOODMASTER®
SUPER CUTTER SCREWS



PAGE 116

A4 WOODMASTER®
SUPER CUTTER SCREWS



PAGE 117

BIGBEAM® YELLOW ZINC
WOODSCREWS



PAGE 118

WOODMASTER® DECKING
SCREWS



PAGE 119

WOODMASTER® STRUCTURAL
DECKING SCREWS



PAGE 120

CONTENTS

ACCESSORIES

COMPRESSION SLEEVES



NEW SIZES PAGE 122

WASHERS



PAGE 123

BIT HOLDERS



PAGE 124

ACOUSTIC BRACKETS



PAGE 124

STEEL PRESSED BRACKET



NEW PAGE 124

MAGNETIC NUT SETTER



PAGE 125

NON MAGNETIC 5/16" (8MM)
HEX NUT DRIVER



PAGE 125

UNIVERSAL DRIVE BITS



PAGE 126

PGM[®] CERTIFIED
SDS PLUS DRILL BITS



PAGE 126

SDS PLUS DRILL BITS



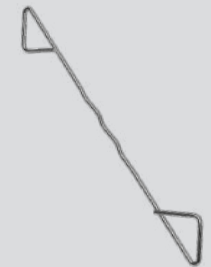
PAGE 127

100mm CHANNEL TIES
FOR 25/14 CHANNEL



NEW PAGE 128

LIGHT-DUTY, STANDARD
WALL TIE



NEW PAGE 129

INSULATION RETENTION DISC




NEW PAGE 129

USABILITY DATA INDEX.



PAGE 131-141

ENTERPRISE SYSTEM™ FOR BRICK-TIE CHANNEL SYSTEMS



PAGE 142-146

CENTRE OF TECHNICAL EXCELLENCE

evolution

PAGE 147-151

GRADES OF STAINLESS STEEL

permanent
condensation and
high pollution.

Coastal and
from salt

INTERNAL

EXT

PAGE 152-153

CE MARKINGS/TERMS AND CONDITIONS

PAGE 156-157

INDEX

PAGE 158-159

Evolution Social Media



Evolution Fasteners UK



Evolution Fasteners



evofas



evolution_fasteners

Screw types

Point Styles



TEK® Points

TEK tips are used when fixing into steel substrates



Type 17 Point

Type 17 point are used when fixing into timber substrates



Nail Point

Nail points are designed to assist in masonry applications



Wing Drill

Wing drill tips are used when fixing timber to steel substrates, the wings prevent the timber from hindering the fastener tapping into the steel.



Sharp Point

Quick and clean when fixing into materials like wood, metal, or drywall, reducing the need for pre-drilling. This feature ensures a secure fit while saving time during installation.



XDC® Point

Prevents wood from cracking upon insertion and double cut to ensure speedy fix with little effort required to push through substrate.



Self-Drilling

Allows for optimum performance in steel and timber substrates



Double-Helical SuperTek® Point

Can penetrate, drill and tap into mild steels up to 15mm thick in as little as 6 seconds with the additional capacity to meet the challenge of 35mm steel in 20 seconds.

Head Geometries



Hexagon Head



Countersunk Head



Truss Head



Pan Head



Wafer Flange Head



Low Wafer Head



Dome Head

Drives



Hexagon Drive



Slotted Hex Drive



Square Drive



Phillips Drive



Torx Drive



Pozi Drive



CARBON STEEL TEK® RANGE

Crafted from carbon steel, these screws offer strength and durability, covering many applications from metal-framing to brick-tie channels.



Tel: +44 (0)141 647 7100 Fax: +44 (0)141 647 5100

Bonded Hex Washer Head TEK® 3 For 1.2mm - 4.0mm Steel

Designed For -	Fixing cladding and roofing applications to hot and cold rolled purlins/rails
Head Style -	Hexagonal
Drive -	5/16" hexagonal
Washer -	16mm or 19mm Ø bonded EPDM
Thread Form -	Coarse thread (Tek 3)
Material Grade -	SAE C1022/AISI C1022
Coating -	500Hr EvoShield®
Shank Material -	Carbon steel
Recommended Drill Speed -	1500-2500 RPM



KEY POINTS

- Hex flange head with bonded washer.
- Bonded steel washer can act as isolation between substrate and fixture, as an aid to clamping where fixture clearance hole sizes require, and as a weatherseal.

PRODUCT RANGE/ USABILITY DATA

CODE	SIZE/NOM.LGTH (mm)	BOX	CARTON	WASHER SIZE (mm)	THREAD LGTH. (mm)	DRILL CAP. (mm)
TSBW5.5-26-3	5.5 x 26	250	3,500	16.0	FULL	1.2 -4.0
TSBW5.5-32-3	5.5 x 32	250	3,500	16.0	FULL	1.2 -4.0
TSBW5.5-38-3	5.5 x 38	250	3,000	16.0	FULL	1.2 -4.0
TSBW5.5-50-3	5.5 x 50	100	1,400	16.0	FULL	1.2 -4.0
TSBW5.5-60-3	5.5 x 60	100	1,400	16.0	FULL	1.2 -4.0
TSBW5.5-75-3	5.5 x 75	100	1,400	16.0	FULL	1.2 -4.0
TSBW5.5-100-3	5.5 x 100	100	1,200	16.0	75	1.2 -4.0
TSBW5.5-125-3	5.5 x 125	100	900	16.0	75	1.2 -4.0





Bonded Hex Washer Head TEK® 5 For 4.0mm - 12.0mm Steel



sales@evofas.com

www.evofas.com

Designed For -	Fixing cladding and roofing applications to hot and cold rolled purlins/rails
Head Style -	Hexagonal
Drive -	5/16" hexagonal
Washer -	16mm Ø EPDM Sealing Washer
Thread Form -	Fine thread (Tek 5)
Material Grade -	SAE C1022/AISI C1022
Coating -	500Hr EvoShield®
Shank Material -	Carbon steel
Recommended Drill Speed -	1500-2500 RPM



KEY POINTS

- Precision formed concave fluting gives speedy chip removal
- Hex flange head with bonded washer.
- Bonded steel washer can act as isolation between substrate and fixture, as an aid to clamping where fixture clearance hole sizes require, and as a weatherseal.

PRODUCT RANGE/ USABILITY DATA

CODE	SIZE/NOM.LGTH (mm)	BOX	CARTON	WASHER SIZE (mm)	THREAD LGTH. (mm)	DRILL CAP. (mm)
TSBW5.5-38-5	5.5 x 38	100	2,400	16.0	FULL	4.0 -12.0
TSBW5.5-50-5	5.5 x 50	100	1,400	16.0	FULL	4.0 -12.0
TSBW5.5-60-5	5.5 x 60	100	1,400	16.0	FULL	4.0 -12.0
TSBW5.5-70-5	5.5 x 70	100	1,400	16.0	FULL	4.0 -12.0
TSBW5.5-85-5	5.5 x 85	100	1,400	16.0	75	4.0 -12.0
TSBW5.5-100-5	5.5 x 100	100	1,200	16.0	75	4.0 -12.0



CARBON
STEEL TEK®
RANGE

BI-METAL TEK®
RANGE

INSULATION
FIXINGS

STRESS
PLATES/
WASHERS

MASONRY
SCREWS
& ANCHORS

DRYWALL
SCREWS

WOODMASTER®
RANGE

ACCESSORIES

SUPPLEMENTARY
INFORMATION



Tel: +44 (0)141 647 7100 Fax: +44 (0)141 647 5100

Unwashed Hex Head TEK® 3

For 1.2mm - 4.0mm Steel

Designed For -	Fixing cladding and roofing applications to hot and cold rolled purlins/rails
Head Style -	Hexagonal
Drive -	5/16" hexagonal
Thread Form -	Coarse thread (TEK 3)
Shank Material -	Carbon Steel
Material Grade -	SAE C1022/AISI C1022
Coating -	500Hr EvoShield®
Recommended Drill Speed -	1500-2500 RPM



KEY POINTS

- Hex flange head.
- Thread form design for consistent tapping and holding power

PRODUCT RANGE/ USABILITY DATA

CODE	SIZE/NOM.LGTH (mm)	BOX	CARTON	THREAD LGTH. (mm)	DRILL CAP. (mm)
TSHW4.8-16-3	4.8 x 16	200	4,800	FULL	1.2 -4.0
TSHW5.5-19-3	5.5 x 19	200	3,500	FULL	1.2 -4.0
TSHW5.5-25-3	5.5 x 25	250	3,500	FULL	1.2 -4.0
TSHW5.5-32-3	5.5 x 32	250	3,500	FULL	1.2 -4.0
TSHW5.5-38-3	5.5 x 38	250	3,500	FULL	1.2 -4.0
TSHW5.5-50-3	5.5 x 50	100	1,400	FULL	1.2 -4.0
TSHW5.5-60-3	5.5 x 60	100	1,400	FULL	1.2 -4.0
TSHW5.5-75-3	5.5 x 75	100	1,400	FULL	1.2 -4.0
TSHW5.5-100-3	5.5 x 100	100	1,400	75.0	1.2 -4.0
TSHW5.5-125-3	5.5 x 125	100	1,200	75.0	1.2 -4.0





Unwashed Hex Head TEK® 5 For 4mm - 12.0mm Steel



sales@evofas.com

www.evofas.com

Designed For -	Fixing cladding and roofing applications to hot and cold rolled purlins/rails
Head Style -	Hexagonal
Drive -	5/16" hexagonal
Thread Form -	Fine thread (TEK 5)
Shank Material -	Carbon steel
Material Grade -	SAE C1022/AISI C1022
Coating -	500Hr EvoShield®
Recommended Drill Speed -	1500-2500 RPM



KEY POINTS

- Hex flange head design provides sure clamping action.
- Formed concave fluting gives speedy chip removal.
- Thread form design for consistent tapping and holding power

PRODUCT RANGE/ USABILITY DATA

CODE	SIZE/NOM.LGTH (mm)	BOX	CARTON	THREAD LGTH. (mm)	DRILL CAP. (mm)
TSHW5.5-32-5	5.5 x 32	100	2,400	FULL	4.0 -12.0
TSHW5.5-38-5	5.5 x 38	100	2,400	FULL	4.0 -12.0
TSHW5.5-50-5	5.5 x 50	100	1,400	FULL	4.0 -12.0
TSHW5.5-75-5	5.5 x 75	100	1,400	FULL	4.0 -12.0
TSHW5.5-100-5	5.5 x 100	100	1,400	FULL	4.0 -12.0



CARBON
STEEL TEK®
RANGE

BI-METAL TEK®
RANGE

INSULATION
FIXINGS

STRESS
PLATES/
WASHERS

MASONRY
SCREWS
& ANCHORS

DRYWALL
SCREWS

WOODMASTER®
RANGE

ACCESSORIES

SUPPLEMENTARY
INFORMATION



TEK® Screw Coarse Thread Hex Head

Designed For -	Fixing cladding/ roofing applications to hot/cold rolled purlins/rails. Fastening liner panels and general components to steel.
Head Style -	Hexagonal
Drive -	5/16" hexagonal
Thread Form -	Single, coarse thread
Shank Material -	Carbon steel
Material Grade -	AISI C1022
Coating -	500Hr EvoShield®
Recommended Drill Speed -	1500-2500 RPM



KEY POINTS

- Hex flange head design provides sure clamping action
- Thread form design for consistent tapping and holding power
- Sharp drill tips ensure fast drill times

PRODUCT RANGE/ USABILITY DATA

CODE	SIZE/NOM.LGTH (mm)	BOX	CARTON	THREAD LGTH. (mm)	DRILL CAP. (mm)
TSWCT5.5-38-5	5.5 x 38	200	2,800	FULL	4.0 -12.0





Heavy Duty Standard TEK® Unwashed Hex Head

Designed For -	Fixing cladding and roofing applications to hot and cold rolled purlins/rails
Head Style -	Hexagonal
Drive -	5/16" hexagonal
Thread Form -	Coarse Thread (TEK 3) Fine thread (TEK 5)
Shank Material -	Carbon steel
Material Grade -	SAE C1022/ AISI C1022
Coating -	500Hr EvoShield®
Recommended Drill Speed -	1500-2500 RPM



KEY POINTS

- Larger tensile diameter for shear performance
- Sharp drill tips ensure fast drill times

PRODUCT RANGE/ USABILITY DATA

CODE	SIZE/NOM.LGTH (mm)	BOX	CARTON	THREAD LGTH. (mm)	DRILL CAP. (mm)
TEK 3					
TSHW6.3-25-3	6.3 x 25	250	3,500	FULL	1.2 -4.0
TSHW6.3-38-3	6.3 x 38	250	3,500	FULL	1.2 -4.0
TSHW6.3-50-3	6.3 x 50	100	1,400	FULL	1.2 -4.0
TEK 5					
TSHW6.3-38-5	6.3 x 38	100	2,400	FULL	4.0 -12.0
TSHW6.3-50-5	6.3 x 50	100	1,400	FULL	4.0 -12.0





SuperTEK® 6

Hex Head TEK® 6

Designed For -	Fixing to steel.
Head Style -	5/16" hexagonal male socket
Drill point -	SuperTEK® 6
Thread Form -	24 TPI (w/ V-fluting)
Washer -	16mm Ø EPDM sealing washer
Material Grade -	SAE C1022 carbon steel (hardened ≥ 55HRC)
Coating -	EvoShield® 1000
Recommended drill speed -	≥ 750 ≤ 1,500 RPM (non-impacting only)



KEY POINTS

- Construction fixing for use in demanding structural applications. This variant is especially suited to fixing brick ties, components and bracketry to wind-posts, stanchions and columns.
- SuperTEK® double-helical point provides drilling performance due to its rake and flank angling and honed blade-edge. This product will self-drill and self-tap in mild steels from 4.0 mm to 16.0 mm in overall thickness.
- 60° thread angle and 1.06mm (24 TPI) fine thread pitches ensure that maximum positive thread engagement with substrates is achieved.
- FOR 4.0mm - 16.0mm STEEL

PRODUCT RANGE/ USABILITY DATA

CODE	SIZE/NOM.LGTH (mm)	BOX	CARTON	THREAD LGTH. (mm)	DRILL CAP. (mm)
TSBW5.5-38-6	5.5 x 38	200	2,400	FULL	4.0-16.0





SuperTEK® 7 Hex Head TEK® 7



sales@evofas.com www.evofas.com

Designed For -	Fixing steel to steel.
Head Style -	5/16" hexagonal male socket
Drill point -	SuperTEK® 7
Thread Form -	24 TPI (w/ V-fluting)
Washer -	16mm Ø EPDM sealing washer (Where noted below)
Shank Material -	Carbon Steel
Material Grade -	AISI C1022 carbon steel (hardened ≥ 55HRC)
Coating -	EvoShield® 1000
Recommended drill speed -	≥ 750 ≤ 1,500 RPM (non-impacting only)



KEY POINTS

- This variant is especially suited to fixing brick ties, components, bracketry and secondary frame elements/ sections to primary and secondary steel framing where a weather sealing washer is not required. Longer available lengths are particularly suited to fixing through twin-walled structural sections such as Square (SHS) or Rectangular (RHS) Hollow Box Sections or Parallel Flange Channels (PFC).
- Composite panel variant suitable for fixing 75mm to 100mm thick composite insulation panels as well as retention of brick-tie channels to primary and secondary steel frames.
- 5/16" (8.0mm AF) hexagonal (male) socket head allows rapid installation using standard non-impacting screwdrivers and non-impact drive bits.
- FOR 4.0mm - 18.0mm STEEL

PRODUCT RANGE/ USABILITY DATA

CODE	SIZE/NOM.LGTH (mm)	BOX	WASHER	CARTON	NOM. DIA. (mm)	THREAD LGTH. (mm)	DRILL CAP. (mm)
TSBW5.5-50-7	5.5 x 50	100	✓	1,400	5.5	FULL	4.0 -18.0
TSHW5.5-50-7	5.5 x 50	100		1,400	5.5	FULL	4.0 -18.0
TSHW5.5-75-7	5.5 x 75	100		1,400	5.5	FULL	4.0 -18.0
TSHW5.5-100-7	5.5 x 100	100		1,400	5.5	FULL	4.0 -18.0
TSHW5.5-125-7	5.5 x 125	100		1,000	5.5	50	4.0 -18.0
TSHW5.5-150-7	5.5 x 150	100		1,000	5.5	50	4.0 -18.0
TSBWHT5.5-150-7	5.5 x 150	100	✓	1,200	5.5	50	4.0 -18.0



DATASHEET



DRAWING



DATASHEET



DRAWING



Tel: +44 (0)141 647 7100 Fax: +44 (0)141 647 5100

SuperTEK® 8

Hex Head TEK® 8

Designed For -	Fixing steel to steel.
Head Style -	5/16" hexagonal male socket
Drill point -	SuperTEK® 8
Thread Form -	24 TPI (w/ V-fluting)
Shank Material -	Carbon steel
Material Grade -	AISI C1022
Coating -	1000Hr EvoShield®
Recommended drill speed -	1,500 - 2,500 RPM (non-impacting only)
Effective Thread Length -	Fully Threaded



KEY POINTS

- This variant is especially suited to fixing brick ties, components, bracketry and secondary frame elements/ sections to primary and secondary steel framing where a weather sealing washer is not required.
- EvoShield® coating provides corrosion protection over traditional galvanised and sherardised coatings.
- 60° thread angle and 1.80mm (14 TPI) coarse thread pitches ensure that maximum positive thread engagement with substrates is achieved.
- FOR 4.0mm - 22.0mm STEEL

PRODUCT RANGE/ USABILITY DATA

CODE	SIZE/NOM.LGTH (mm)	BOX	CARTON	THREAD LGTH. (mm)	DRILL CAP. (mm)
TSHW6.3-60-8	6.3 x 60	100	1,000	FULL	4.0-22.0
TSHW6.3-100-8	6.3 x 100	100	1,000	FULL	4.0-22.0





Q10 SuperTEK® X Hex Head TEK® X



sales@evofas.com www.evofas.com

Designed For -	Fixing steel to steel.
Head Style -	5/16" hexagonal male socket
Drill point -	SuperTEK® X
Thread Form -	14 threads per inch intermediate thread, 'V' fluted
Shank Material -	Carbon steel
Material Grade -	AISI C1022
Coating -	1000Hr EvoShield®
Recommended drill speed -	1,500 - 2,500 RPM (non-impacting only)



KEY POINTS

- This variant is especially suited to fixing brick ties, components, bracketry and secondary frame elements/ sections to primary and secondary steel framing where a weather sealing washer is not required. Longer available lengths are particularly suited to fixing through twin-walled structural sections such as Square (SHS) or Rectangular (RHS) Hollow Box Sections or Parallel Flange Channels (PFC).
- 5/16" (8.0mm AF) hexagonal (male) socket head allows installation using standard non-impacting screwdrivers and non-impact drive bits.
- EvoShield® coating provides corrosion protection over traditional galvanised and sherardised coatings.
- FOR 4.0mm - 30.0mm STEEL

PRODUCT RANGE/ USABILITY DATA

CODE	SIZE/NOM.LGTH (mm)	BOX	CARTON	THREAD LGTH. (mm)	DRILL CAP. (mm)
TSHW6.3-85-X	6.3 x 85	100	1,200	FULL	4.0 – 30.0
TSHW6.3-135-X	6.3 x 135	100	1200	65.0	4.0 – 30.0



CARBON
STEEL TEK®
RANGE

BI-METAL TEK®
RANGE

INSULATION
FIXINGS

STRESS
PLATES/
WASHERS

MASONRY
SCREWS
& ANCHORS

DRYWALL
SCREWS

WOODMASTER®
RANGE

ACCESSORIES

SUPPLEMENTARY
INFORMATION



Tel: +44 (0)141 647 7100 Fax: +44 (0)141 647 5100

SuperTEK® 7 Wing Drill Countersunk TEK® 7

Designed For -	When timber is being fastened to thicker steel section or where extremely hard steels defeat normal tek screws
Head Style -	Double Countersunk
Drive -	Torx 30
Drill point -	SuperTEK® 7
Thread Form -	24 threads per inch fine thread, 'V' fluted
Shank Material -	Carbon steel
Material Grade -	AISI C1022
Coating -	1000Hr EvoShield®
Recommended drill speed -	1,500 - 2,500 RPM (non-impacting only)



TIMBER CAPACITY
DETAILS ON
PAGE: 130

KEY POINTS

- General construction fixing for use in demanding applications. This variant is especially suited to fastening construction board and timber fixture elements to primary and secondary steel framing.
- Wing elements ream clearance hole in timber and board material fixture elements to eliminate the risk of "jacking".
- Double countersunk head ensures both positive-driving and self-countersinking characteristics are achieved.
- FOR 4.0mm - 18.0mm STEEL

PRODUCT RANGE/ USABILITY DATA

CODE	SIZE/NOM.LGTH (mm)	BOX	CARTON	TIMBER CAPACITY (mm)	THREAD LGTH. (mm)	DRILL CAP. (mm)
TSTF5.5-73-7	5.5 x 73	100	1,400	10.0-25.0	FULL	4.0-18.0
TSTF5.5-93-7	5.5 x 93	100	1,000	20.0-45.0	50.0	4.0-18.0
TSTF5.5-118-7	5.5 x 118	100	1,400	45.0-70.0	50.0	4.0-18.0
TSTF5.5-143-7	5.5 x 143	100	1,200	55.0-95.0	65.0	4.0-18.0





Stitching Screws/ Halter Fixing screws



sales@evofas.com

www.evofas.com

Designed For -	Stitching cladding panels
Head Style -	5/6 Hexagonal male socket
Shank Material -	Carbon steel
Material Grade -	AISI C1022
Coating -	500Hr EvoShield®/Zinc
Recommended drill speed -	1,500 - 2,500 RPM



STITCHING
SCREWS

HALTER-FIXING
SCREWS

KEY POINTS

- Hex flange head design provides sure clamping action
- High grade carbon steel (C1022) helps prevent head snap
- Evoshield® coating with 500hr salt spray rating

PRODUCT RANGE/ USABILITY DATA

CODE	SIZE/NOM.LGTH (mm)	BOX	CARTON	WASHER DIA. (mm)	THREAD LGTH. (mm)	DRILL CAP. (mm)
STITCHING SCREWS						
TSFHR6.3-22-2	6.3 x 22	200	4,800	16.0	FULL	0.8-2.5
TSNS6.3-22-2	6.3 x 22	200	4,800	N/A	FULL	0.8-2.5
TSFHR8.0-25-1	8.0 x 25	100	2,400	16.0	FULL	0.8-2.5
ZINC						
ZWSP6.3-22-2	6.3 x 22	200	2,800	16.0	FULL	0.8-2.5
HALTER-FIXING SCREWS						
TSHF6.3-38-2	6.3 x 38	100	2,400	16.0	FULL	0.8-2.5
TSHF6.3-50-2	6.3 x 50	100	2,400	16.0	FULL	0.8-2.5



CARBON
STEEL TEK®
RANGE

BI-METAL TEK®
RANGE

INSULATION
FIXINGS

STRESS
PLATES/
WASHERS

MASONRY
SCREWS
& ANCHORS

DRYWALL
SCREWS

WOODMASTER®
RANGE

ACCESSORIES

SUPPLEMENTARY
INFORMATION



Tel: +44 (0)141 647 7100 Fax: +44 (0)141 647 5100

Metal Framing

Designed For -	Fixing steel to steel
Head Style -	Low Profile
Drive -	Phillips 2 (Tek2/Tek3) Phillips 3 (Tek 5) Torx 30
Thread Form -	Coarse thread (Tek 3) / fine thread (Tek 5)
Shank Material -	Carbon steel
Material Grade -	SAE C1022/ AISI C1022
Coating -	500Hr EvoShield®
Recommended drill speed -	1500 -2500 RPM



KEY POINTS

- Carbon steel
- Sharp drill tips ensure fast drill times
- Superior corrosion protection to guarantee long-term fastener integrity
- Fully threaded for application versatility

PRODUCT RANGE/ USABILITY DATA

CODE	SIZE/NOM.LGTH (mm)	BOX	CARTON	THREAD LGTH. (mm)	DRILL CAP (mm)
TSLP4.8-22-2	4.8 x 22	500	6,000	FULL	1.2 - 4.0
TSLP5.5-38-5	5.5 x 38	200	4,800	FULL	4.0 - 12.0
TSLP6.3-25-3	6.3 x 25	200	4,000	FULL	1.2 - 4.0
TSPH4.8-16-3	4.8 x 16	500	12,000	FULL	1.2 - 4.0
TSPH5.5-19-3	5.5 x 19	500	7,000	FULL	1.2 - 4.0
TSPH5.5-25-3	5.5 x 25	200	4,800	FULL	1.2 - 4.0
*TSPHT5.5-25-3	5.5 x 25	200	4,800	FULL	1.2 - 4.0

*Torx





Composite Panel - TEK® 3 - 1.2mm -4.0mm Steel Thickness

Designed For -	Fixing cladding and roofing applications to hot and cold rolled purlins/rails Fastening liner panels and general components to steel
Head Style -	Hexagonal
Drive -	5/16" hexagonal
Washer -	12mm/ 16mm Ø bonded EPDM
Thread Form -	Coarse thread (TEK 3)
Shank Material -	Carbon steel
Material Grade -	AISI C1022
Coating -	500Hr EvoShield®
Recommended drill speed -	1500 -2500 RPM



INSULATION CAPACITY
DETAILS ON
PAGE: 131

KEY POINTS

- Unthreaded piece ensures panel surfaces are not deformed
- Sharp tapping threads ensure a low torque fixing every time

PRODUCT RANGE/ USABILITY DATA

CODE	SIZE/NOM.LGTH (mm)	BOX	CARTON	WASHER DIA. (mm)	THREAD LGTH. (mm)	DRILL CAP. (mm)	INSULATION CAP (mm)
12mm Washer							
TSBWHT12-5.5-135-3	5.5 x 135	100	900	12.0	75.0	1.2 - 4.0	60.0 – 110.0
TSBWHT12-5.5-150-3	5.5 x 150	100	900	12.0	75.0	1.2 - 4.0	75.0 – 135.0
TSBWHT12-5.5-185-3	5.5 x 185	100	600	12.0	75.0	1.2 - 4.0	110.0 – 170.0
16mm Washer							
TSBWHT5.5-80-3	5.5 x 80	100	1,400	16.0	70.0	1.2 - 4.0	25.0 – 65.0
TSBWHT5.5-105-3	5.5 x 105	100	1,200	16.0	75.0	1.2 - 4.0	50.0 – 90.0
TSBWHT5.5-115-3	5.5 x 115	100	1,200	16.0	75.0	1.2 - 4.0	40.0 – 100.0
TSBWHT5.5-135-3	5.5 x 135	100	900	16.0	75.0	1.2 - 4.0	60.0 – 120.0
TSBWHT5.5-150-3	5.5 x 150	100	900	16.0	75.0	1.2 - 4.0	75.0 – 135.0
TSBWHT5.5-165-3	5.5 x 165	100	900	16.0	75.0	1.2 - 4.0	90.0 - 150.0
TSBWHT16-5.5-185-3	5.5 x 185	100	900	16.0	75.0	1.2 - 4.0	110.0 – 170.0
TSBWHT16-5.5-200-3	5.5 x 200	50	500	16.0	75.0	1.2 - 4.0	125.0 - 185.0





Tel: +44 (0)141 647 7100 Fax: +44 (0)141 647 5100

High Thread Composite Panel - TEK® 3 - 1.2mm - 4.0mm Steel Thickness

Designed For -	Fixing cladding/roofing applications to hot/cold purlins/rails. Fastening liner panels and general components to steel. Fastening brick-tie channel through Insulation to SFS.
Head Style -	Hexagonal, 5/16" hexagonal
Thread Form -	Coarse thread
Shank Material -	Carbon steel
Material Grade -	AISI C1022
Recommended Drill Speed -	1,500 - 2,500 RPM



KEY POINTS

- Sharp drill tips ensure fast drill times
- Hex flange head design provides sure clamping action
- Precision formed concave fluting gives speedy chip removal
- Thread form design guarantees consistent tapping and holding power

PRODUCT RANGE/ USABILITY DATA

CODE	SIZE/NOM.LGTH (mm)	BAG	CARTON	DRILL CAP. (mm)	INSULATION CAP. (mm)
TSHWHT5.5-135-3	5.5 x 135	100	900	1.2 - 4.0	60.0-120.0
TSHWHT5.5-150-3	5.5 x 150	100	900	1.2 - 4.0	75.0-135.0
TSHWHT5.5-185-3	5.5 x 185	100	900	1.2 - 4.0	110.0-170.0





Heavy Section Composite Panel 4.0mm - 12.0mm Steel Thickness



INSULATION CAPACITY
DETAILS ON
PAGE: 131

Designed For -	Fixing cladding and roofing applications to hot and cold rolled purlins/rails Fastening liner panels and general components to heavy steel
Head Style -	Hexagonal
Drive -	5/16" hexagonal
Washer -	16mm/ 19mm Ø bonded EPDM
Thread Form -	Fine thread (TEK 5)
Shank Material -	Carbon steel
Material Grade -	SAE C1022/ AISI C1022
Coating -	500Hr EvoShield®
Recommended drill speed -	1500 -2500 RPM

KEY POINTS

- Evolution heavy section composite panel copes with 12mm steel.
- High thread provides optimal clamping force to top sheet
- concave fluting gives speedy chip removal
- Sharp tapping threads ensure a low torque fixing every time

PRODUCT RANGE/ USABILITY DATA

CODE	SIZE/NOM.LGTH (mm)	BOX	CARTON	WASHER DIA. (mm)	THREAD LGTH. (mm)	DRILL CAP. (mm)	INSULATION CAP. (mm)
TSBWHT5.5-85-5	5.5 x 85	100	1,400	16.0	55.0	4.0 - 12.0	30.0 – 45.0
TSBWHT5.5-105-5	5.5 x 105	100	1,200	16.0	55.0	4.0 - 12.0	50.0 - 65.0
TSBWHT5.5-125-5	5.5 x 125	100	900	16.0	75.0	4.0 - 12.0	50.0 - 85.0
TSBWHT5.5-150-5	5.5 x 150	100	900	16.0	75.0	4.0 - 12.0	75.0 - 110.0
TSBWHT19-5.5-185-5	5.5 x 185	50	450	19.0	75.0	4.0 - 12.0	110.0 - 145.0
TSBWHT19-5.5-235-5	5.5 x 235	50	300	19.0	75.0	4.0 - 12.0	160.0 - 195.0
TSBWHT19-5.5-260-5	5.5 x 260	50	300	19.0	75.0	4.0 - 12.0	185.0 - 220.0





Timber TEK®

For 1.2mm - 4.0mm Steel



Tel: +44 (0)141 647 7100 Fax: +44 (0)141 647 5100



Designed For -	Fixing timber or boards to steel
Head Style -	Countersunk or countersunk with nibs
Drive -	Phillips® No. 2 or No. 3
Thread Form -	Coarse thread (TEK 3)
Shank Material -	Carbon steel
Material Grade -	SAE C1022/AISI C1022
Coating -	500Hr EvoShield®
Recommended drill speed -	1500 -2500 RPM

KEY POINTS

- Sharp drill tips ensure fast drill times
- Countersinking nibs under head provide flush finish
- Concave fluting gives speedy chip removal
- Aggressive thread form design guarantees consistent tapping and superb holding power

TIMBER CAPACITY
DETAILS ON
PAGE: 130

PRODUCT RANGE/ USABILITY DATA

CODE	SIZE/NOM.LGTH (mm)	BOX	CARTON	TIMBER CAP (mm)	EFFECTIVE THREAD LGTH. (mm)	DRILL CAP. (mm)
COLLATED:						
CTSTF4.8-38-3	4.8 x 38.0mm	1,000	10,000	5.0-20.0	FULL	1.2 - 4.0
TSTF4.2-38-3	4.2 x 38	200	4,800	5.0-20.0	24.0	1.2 - 4.0
TSTF4.8-38-3	4.8 x 38	200	2,800	5.0-20.0	24.0	1.2 - 4.0
TSTF4.8-45-3	4.8 x 45	100	2,400	5.0-28.0	30.0	1.2 - 4.0
TSTF5.5-38-3	5.5 x 38	200	2,800	5.0-18.0	23.0	1.2 - 4.0
TSTF5.5-50-3	5.5 x 50	200	2,800	5.0-30.0	32.0	1.2 - 4.0
TSTF5.5-62-3	5.5 x 62	200	2,800	5.0-42.0	48.0	1.2 - 4.0
TSTF5.5-80-3	5.5 x 80	100	1,400	25.0-60.0	60.0	1.2 - 4.0
TSTF5.5-100-3	5.5 x 100	100	1,400	45.0-80.0	85.0	1.2 - 4.0
TSTF5.5-120-3	5.5 x 120	100	1,400	50.0-100.0	100.0	1.2 - 4.0
TSTF5.5-150-3	5.5 x 150	100	1,200	55.0-130.0	130.0	1.2 - 4.0
TSTF 5.5-180-3	5.5 x 180	100	1,200	85.0-160.0	160.0	1.2 - 4.0
TSTF 5.5-200-3	5.5 x 200	100	900	105.0-180.0	180.0	1.2 - 4.0
TSTF 5.5-235-3	5.5 x 235	50	300	140.0-215.0	210.0	1.2 - 4.0





Timber TEK®

For 4mm - 12.0mm Steel



sales@evofas.com

www.evofas.com

Designed For -	Fixing timber or composites to steel
Head Style -	Countersunk
Drive -	Phillips® No. 3
Thread Form -	Fine thread (TEK 5)
Shank Material -	Carbon steel
Material Grade -	SAE C1022/ AISI C1022
Coating -	500Hr EvoShield®
Recommended drill speed -	1500 -2500 RPM



KEY POINTS

- Metric thread with wings designed to ream out the timber, so the screw can achieve Max. R.P.M. without burning out.
- Countersinking nibs under head provide flush finish
- Precision formed concave fluting gives speedy chip removal

TIMBER CAPACITY
DETAILS ON
PAGE: 130

PRODUCT RANGE/ USABILITY DATA

CODE	SIZE/NOM.LGTH (mm)	BOX	CARTON	TIMBER CAP. (mm)	EFFECTIVE THREAD LGTH. (mm)	DRILL CAP. (mm)
TSTF5.5-42-5	5.5 x 42	100	2,400	5.0-7.0	13	4.0 - 12.0
TSTF5.5-65-5	5.5 x 65	200	2,800	5.0-30.0	28	4.0 - 12.0
TSTF5.5-85-5	5.5 x 85	100	1,400	25.0-50.0	50	4.0 - 12.0
TSTF5.5-100-5	5.5 x 100	100	1,400	40.0-65.0	65	4.0 - 12.0
TSTF5.5-110-5	5.5 x 110	100	1,400	35.0-75.0	75	4.0 - 12.0
TSTF5.5-135-5	5.5 x 135	100	1,200	60.0-100.0	100	4.0 - 12.0
TSTF5.5-150-5	5.5 x 150	100	1,200	50.0-115.0	115	4.0 - 12.0
TSTF5.5-180-5	5.5 x 180	100	1,200	80.0-145.0	145	4.0 - 12.0





Composite Panel for Timber

Tel: +44 (0)141 647 7100 Fax: +44 (0)141 647 5100

Designed For -	Fixing cladding and profiled sheeting to timber purlins and studs
Head Style -	Hexagonal
Drive -	5/16" Hex Head
Washer -	16mm Bonded EPDM
Thread Form -	Coarse (Type 17 cutter tip)
Shank Material -	Carbon steel
Material Grade -	SAE C1022/AISI C1022
Coating -	500Hr EvoShield®
Recommended drill speed -	1500 -2500 RPM



KEY POINTS

- Type 17 Cutter Point ensures fast advancement in timber and ply
- Aggressive Threadform: Improves penetration and reduces required drive torque
- Unthreaded piece ensure panels are not deformed

PRODUCT RANGE/ USABILITY DATA

CODE	SIZE/NOM.LGTH (mm)	BOX	CARTON
TSBWHT6.3-80-GP	6.3 x 80	100	1,400
TSBWHT6.3-100-GP	6.3 x 100	100	1,200
TSBWHT6.3-125-GP	6.3 x 125	100	1,200
TSBWHT6.3-150-GP	6.3 x 150	100	900





Gash Point TEK® Screw



sales@evofas.com

www.evofas.com

Designed For -	Fixing cladding and profiled sheeting to timber purlins and studs
Head Style -	Hexagonal
Drive -	5/16" Hex Head
Washer -	16/19mm Bonded EPDM
Thread Form -	Coarse (Type 17 cutter tip)
Shank Material -	Carbon steel
Material Grade -	SAE C1022/ AISI C1022
Coating -	Zinc Coated
Recommended drill speed -	1500 -2500 RPM



KEY POINTS

- Fully threaded for application versatility
- Available with 16mm or 19mm bonded EPDM washer
- The gash point makes the initial penetration of the metal sheet easier

PRODUCT RANGE/ USABILITY DATA

CODE	SIZE/NOM.LGTH (mm)	PACK	CARTON
16mm Washer			
ZGP25	6.3 x 25	200	2,000
ZGP32	6.3 x 32	200	2,000
ZGP45	6.3 x 45	200	1,200
ZGP60	6.3 x 60	100	900
ZGP80	6.3 x 80	100	600
ZGP100	6.3 x 100	100	600
19mm Washer			
ZGP19-25	6.3 x 25	200	2,000
ZGP19-32	6.3 x 32	200	2,400
ZGP19-45	6.3 x 45	200	1,800
ZGP19-60	6.3 x 60	100	800
ZGP19-80	6.3 x 80	100	800
ZGP19-100	6.3 x 100	100	800





Tel: +44 (0)141 647 7100 Fax: +44 (0)141 647 5100

Fibrous Cement Board Screw

Designed For -	Fixing fibrous cement sheets to timber and/or steel.
Head Style -	Hexagonal
Drive -	5/16" Hex Head
Washer -	BAZ type
Thread Form -	Single
Drill Point -	TEK 3
Material Grade -	AISI C1022
Coating -	500Hr EvoShield®
Recommended drill speed -	1500 -2500 RPM



STAINLESS STEEL/GASH POINT VERSION CAN BE FOUND ON PAGE 75

KEY POINTS

- Wings on shank will ream a clearance hole in the sheets
- Sharp tapping threads ensure a low torque fixing every time


PRODUCT RANGE/ USABILITY DATA

CODE	SIZE/NOM.LGTH (mm)	BOX	CARTON	WASHER SIZE	DRILL CAP. (mm)
Timber Embedment					
SSDH6.3-130-GP	6.3 x 130	100	600	BAZ type	
Light Section Steel					
SSDH6.3-110-3	6.3 x 110	100	600	BAZ type	1.2-3.5
SSDH6.3-130-3	6.3 x 130	100	600	BAZ type	1.2-3.5





Standard TEK® Zinc Bonded Hex Washer Head TEK® 3 / TEK® 5



sales@evofas.com www.evofas.com

Designed For -	Fastening where a high end corrosion resistant coating is not required
Head Style -	Hexagonal
Drive -	5/16" Hex Head
Thread Form -	Coarse thread (TEK 3) / fine thread (TEK 5)
Material Grade -	AISI C1022
Shank Material -	Carbon Steel
Coating -	Zinc
Recommended drill speed -	1500 -2500 RPM



KEY POINTS

- Super hard, super sharp drill tips ensure fast drill times
- Hex flange head with bonded washer
- Precision formed concave fluting gives speedy chip removal
- Bonded steel washer can act as isolation between substrate and fixture, as an aid to clamping where fixture clearance holes require, and as a weatherseal

PRODUCT RANGE/ USABILITY DATA

CODE	SIZE/NOM.LGTH (mm)	DRILL CAP. (mm)	BOX/BAG	CARTON	WASHER DIA. (mm)
BWZP25-3	5.5 x 25	1.2 - 4.0	200	2,800	16.0
BWZP32-3	5.5 x 32	1.2 - 4.0	200	2,800	16.0
BWZP38-3	5.5 x 38	1.2 - 4.0	200	2,800	16.0
BWZP50-3	5.5 x 50	1.2 - 4.0	100	1,400	16.0
BWZP75-3	5.5 x 75	1.2 - 4.0	100	1,400	16.0
BWZP85-3	5.5 x 85	1.2 - 4.0	100	1,000	16.0
BWZP100-3	5.5 x 100	1.2 - 4.0	100	800	16.0
BWZP115-3	5.5 x 115	1.2 - 4.0	100	800	16.0
TEK 5					
BWZP38-5	5.5 x 38	1.2 - 4.0	200	2,400	16.0
BWZP50-5	5.5 x 50	1.2 - 4.0	100	1,400	16.0
BWZP65-5	5.5 x 65	1.2 - 4.0	100	1,000	16.0
BWZP75-5	5.5 x 75	1.2 - 4.0	100	1,000	16.0
BWZP85-5	5.5 x 85	1.2 - 4.0	100	800	16.0
BWZP100-5	5.5 x 100	1.2 - 4.0	100	800	16.0
BWZP115-5	5.5 x 115	1.2 - 4.0	100	800	16.0



CARBON
STEEL TEK®
RANGE

BI-METAL TEK®
RANGE

INSULATION
FIXINGS

STRESS
PLATES/
WASHERS

MASONRY
SCREWS
& ANCHORS

DRYWALL
SCREWS

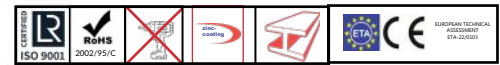
WOODMASTER®
RANGE

ACCESSORIES

SUPPLEMENTARY
INFORMATION



Standard TEK® Zinc Unwashed Hex Head TEK® 3 / TEK® 5



Tel: +44 (0)141 647 7100 Fax: +44 (0)141 647 5100

Designed For -	Fastening where a high end corrosion resistant coating is not required
Head Style -	Hexagonal
Drive -	5/16" Hex Head
Thread Form -	Coarse thread (TEK 3) / fine thread (TEK 5)
Material Grade -	AISI C1022
Shank Material -	Carbon Steel
Coating -	Zinc
Recommended drill speed -	1500 -2500 RPM



KEY POINTS

- Super hard, super sharp drill tips ensure fast drill times
- Hex flange head design provides sure clamping action
- Aggressive thread form design guarantees consistent tapping and superb holding power

PRODUCT RANGE/ USABILITY DATA

CODE	SIZE/NOM.LGTH (mm)	DRILL CAP. (mm)	BOX/BAG	CARTON
TEK 3				
HWZP19-3	5.5 x 19	1.2 - 4.0	100	3,400
HWZP25-3	5.5 x 25	1.2 - 4.0	200	2,800
HWZP32-3	5.5 x 32	1.2 - 4.0	200	2,800
HWZP38-3	5.5 x 38	1.2 - 4.0	200	2,800
HWZP50-3	5.5 x 50	1.2 - 4.0	100	1,400
HWZP75-3	5.5 x 75	1.2 - 4.0	100	1,400
HWZP100-3	5.5 x 100	1.2 - 4.0	100	1,200
TEK 5				
HWZP38-5	5.5 x 38	4.0 - 12.0	200	2,400
HWZP50-5	5.5 x 50	4.0 - 12.0	100	1,400
HWZP75-5	5.5 x 75	4.0 - 12.0	100	1,200
HWZP100-5	5.5 x 100	4.0 - 12.0	100	1,000



DATASHEET



DRAWING



DATASHEET



DRAWING



Timber TEK®Zinc TEK® 3



sales@evofas.com www.evofas.com

Designed For -	Fixing timber or composites to steel where a high end corrosion resistant coating is not required
Head Style -	Countersunk or countersunk with nibs
Drive -	Phillips 2/3
Thread Form -	Twin, coarse thread (TEK 3)
Material Grade -	AISI C1022
Shank Material -	Carbon steel
Coating -	Zinc
Recommended Drill Speed -	1,500 - 2,500 RPM



KEY POINTS

- Super hard, super sharp drill tips ensure fast drill times
- Countersinking nibs under head provide flush finish
- Precision formed concave fluting gives speedy chip removal
- Specifically designed to attach wood to metal

PRODUCT RANGE/ USABILITY DATA

CODE	SIZE/NOM.LGTH (mm)	BAG	CARTON	EFFECTIVE THREAD LGTH. (mm)	DRILL CAP. (mm)
ZWDP4.2-38-3	4.2 x 38	200	2,800	24.0	1.2 - 4.0
ZWDP32-3	4.8 x 32	200	4,800	20.0	1.2 - 4.0
ZWDP38-3	4.8 x 38	200	4,800	24.0	1.2 - 4.0
ZWDP50-3	4.8 x 50	200	2,800	32.0	1.2 - 4.0
ZWDP62-3	5.5 x 62	200	2,800	48.0	1.2 - 4.0
ZWDP80-3	5.5 x 80	100	1,400	60.0	1.2 - 4.0
ZWDP100-3	5.5 x 100	100	1,200	85.0	1.2 - 4.0
ZWDP130-3	5.5 x 130	100	900	100.0	1.2 - 4.0





Timber TEK® Zinc TEK® 5



Tel: +44 (0)141 647 7100 Fax: +44 (0)141 647 5100

Designed For -	Fixing timber or composites to steel where a high end corrosion resistant coating is not required
Head Style -	Countersunk or countersunk with nibs
Drive -	Phillips 3
Thread Form -	Fine thread (TEK 5)
Material Grade -	AISI C1022
Shank Material -	Carbon steel
Recommended Drill Speed -	1,500 - 2,500 RPM



KEY POINTS

- Super hard, super sharp drill tips ensure fast drill times
- Countersinking nibs under head provide flush finish
- Precision formed concave fluting gives speedy chip removal
- Aggressive thread form design guarantees consistent tapping and superb holding power

PRODUCT RANGE/ USABILITY DATA

CODE	SIZE/NOM.LGTH (mm)	BAG	CARTON	EFFECTIVE THREAD LGTH. (mm)	DRILL CAP. (mm)
ZWDP65-5	5.5 x 65	200	2,800	28.0	4.0 - 12.0
ZWDP85-5	5.5 x 85	100	1,400	50.0	4.0 - 12.0
ZWDP110-5	5.5 x110	100	1,000	75.0	4.0 - 12.0





Self Drilling Baypole Screw



sales@evofas.com

www.evofas.com

Designed For -	Designed for the joining of PVCu bay window sections.
Head Style -	Wafer Flange Head
Drive -	Phillips 2
Thread Form -	Self drilling point with self tapping thread
Material Grade -	AISI C1022
Shank Material -	Carbon Steel
Coating -	Electroplated Zinc
Drill Point -	Self Drill Point



KEY POINTS

- To connect bay windows together, so they fit neatly in the bay and around the bay poles you use baypole screws. The screws are also used to connect the window sill to the window frame.
- Our Baypole Self Drilling screws have a tapered shaft with the thread running from the head to the tip continuously. These are popularly used because these can be screwed down to any material effortlessly, without the need to drill a pilot hole.
- These screws come in different lengths ranging from 50mm to 100mm to suit your needs.

PRODUCT RANGE/ USABILITY DATA

CODE	SIZE/NOM.LGTH (mm)	BOX	CARTON	DRILL CAP. (mm)
WHSDZ4850	4.8 x 50	200	5,000	0.8-2.5
WHSDZ4860	4.8 x 60	200	3,200	0.8-2.5
WHSDZ4870	4.8 x 70	200	2,800	0.8-2.5
WHSDZ4880	4.8 x 80	200	2,800	0.8-2.5
WHSDZ4890	4.8 x 90	100	1,400	0.8-2.5
WHSDZ48100	4.8 x 100	100	1,200	0.8-2.5





Technical Consultancy Services

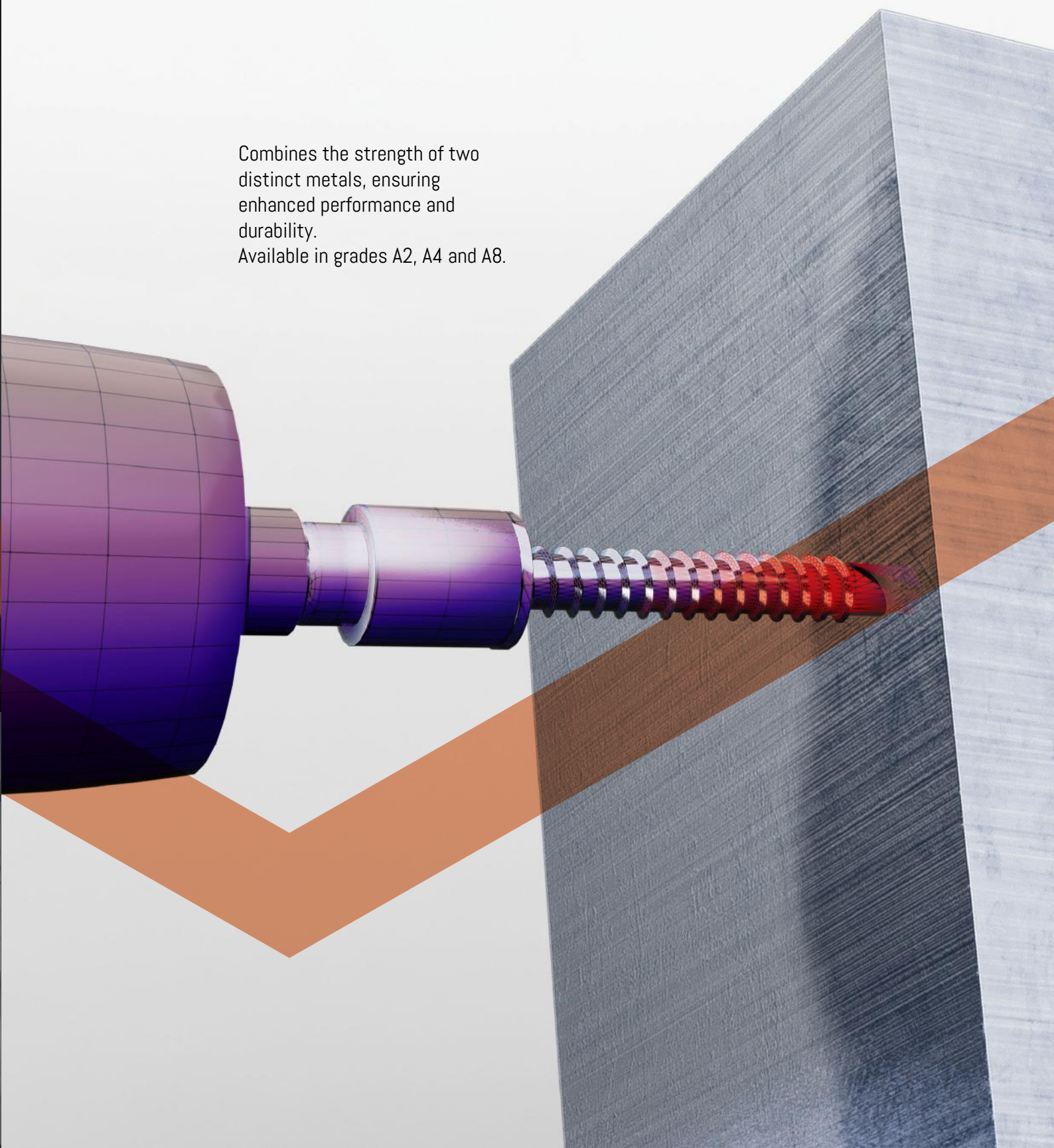
In addition to manufacturing and distributing a wide range of fasteners, we also offer Technical Consultancy Services to support our products including the design and manufacture of bespoke fasteners.

We Believe In FREE

Our team of structural, civil, mechanical, and chemical engineers are always on hand to offer FREE assistance and help when specifying or using our products.

BI-METAL TEK[®] RANGE

Combines the strength of two
distinct metals, ensuring
enhanced performance and
durability.
Available in grades A2, A4 and A8.





sales@evofas.com www.evofas.com

A8 Bi-metal™ Stainless Steel Fasteners



Designed For -	Fastening when extreme corrosion resistance, stress-corrosion cracking resistance and/ or chloride resistance (where chloride concentration is ≤ 250 mg/l).
Head Style -	5/16" hexagonal male socket
Thread Form -	Light Section = 14 TPI or, Heavy Section = 24 TPI (w/ V-fluting).
Drill point -	Light Section = TEK® 3 (Min. 1.2mm – Max. 3.5mm), or, Heavy Section = TEK® 5 (Min. 4.0mm – Max. 12.0mm).
Material and grade -	JIS SCM 435 (hardened) self-drilling tip brazed to EN 1.4529/ EN 1.4539 stainless steel body and head.
Additional Coating -	5µm electro-deposited zinc (w/ blue dichromate (trivalent) passivation).
Washer -	16.0mm Bonded EPDM

KEY POINTS

- Bi-Metal™ construction synergises the self-drilling performance of an SCM 435 self-drilling point with the exceptional corrosion resistance of EN 1.4529/ EN 1.4539 stainless steel.
- 5/16" (8.0mm AF) hexagonal (male) socket head allows rapid installation using standard non-impacting screwdrivers and drive bits.
- EN 1.4529/ EN 1.4539 stainless steel body and head provide ultimate corrosion protection that exceeds organic coating performance.

The high nickel and molybdenum content of this alloy allows its' use in extremely corrosion environments containing chlorides¹, halides² and other volatile organic compounds (such as plant rooms, chemical process facilities (and equipment), pressure vessels and swimming pools¹).



PRODUCT RANGE/ USABILITY DATA

CODE	SIZE/NOM.LGTH (mm)	BOX/BAG	CARTON	DRILL CAP(mm)
LIGHT SECTION				
A8MBW38-3	5.5 x 38	200	2,000	1.2-4.0
A8MBW50-3	5.5 x 50	200	2,000	1.2-4.0
HEAVY SECTION				
A8MBW38-5	5.5 x 38	200	2,000	4.0-12.0
A8MBW50-5	5.5 x 50	200	2,000	4.0-12.0

1 EN 1.4539 grade product may only be used when chlorides present are ≤ 250 mg/l,

2 Please check with Evolution technical on your halide concentration



A4 SuperTEK® 7 Composite Panel With 19mm Bonded Washer Bi-metal™



Tel: +44 (0)141 647 7100 Fax: +44 (0)141 647 5100



USED WITH OUR
ENTERPRISE
BRICK-TIE
CHANNEL SYSTEM.
PAGE: 142-146

Designed For -	Fixing cladding/roofing applications to hot/cold purlins/rails. Fastening liner panels and general components to steel.
Head Style -	Hexagonal, 5/16" hexagonal
Thread Form -	Fine Thread with 'V' Fluting
Drill point -	TEK 7 Spiral Point
Material and grade -	EN 1.4401 / A4 (AISI 316)
Additional Coating -	≥ 5µm electrodeposited zinc
Drill Speed -	1500 – 2500RPM

KEY POINTS

- The Tek 7 Spiral Point minimizes the need for pre-drilling, saving time during installation and ensuring a secure and reliable connection. This feature enhances the overall efficiency of the fastening process, making these screws well-suited for projects where speed and precision are crucial.
- The A4 stainless steel construction of the fastener provides exceptional corrosion resistance. This is particularly important for outdoor and marine applications where exposure to harsh elements is common. The A4 stainless steel ensures long-lasting durability and minimizes the risk of rust, contributing to the overall stability and reliability of the composite panel installation. The combination of the Tek 7 Spiral Point and Bi-metal™ technology with A4 stainless steel makes these fasteners a reliable choice for a wide range of construction and assembly projects.

INSULATION CAPACITY
DETAILS ON
PAGE: 132

PRODUCT RANGE/ USABILITY DATA

CODE	SIZE/NOM.LGTH (mm)	BOX/BAG	CARTON	THREAD LGTH. (mm)
A4BMHT19-5.5-185-7	5.5 x 185mm	50	450	60mm
A4BMHT19-5.5-235-7	5.5 x 235mm	50	300	60mm
A4BMHT19-5.5-250-7	5.5 x 250mm	50	300	60mm
A4BMHT19-5.5-275-7	2.5 x 275mm	50	300	60mm
A4BMHT19-6.3-300-7	2.5 x 300mm	50	300	60mm





A4 SuperTEK® Marine® 7 Bi-metal™



Tel: +44 (0)141 647 7100 Fax: +44 (0)141 647 5100

Designed For -	Fastening applications to super-heavy gauge cold-formed steel, hot-rolled steel and extruded aluminium substrates.
Head Style -	5/16" hexagonal male socket
Thread Form -	24 TPI (w/ V-fluting)
Drill Point -	SuperTEK® 7 (Min. 4.0mm – Max. 18.0mm)
Material Grade -	AISI C1022 (hardened) carbon steel self-piercing tip brazed to AISI316 / EN 1.4401 / A4-50 stainless steel body and head
Additional Coating -	5µm electro deposited zinc (w/ blue dichromate passivation)
Drill Speed -	1500-2500 RPM



KEY POINTS

- High-end general construction fixing for use in demanding structural applications. This variant is especially suited to fixing brick ties, components, bracketry and secondary frame elements/ sections to primary and secondary steel framing in aggressive environments. Bi-Metal™ stainless steel construction makes these ideal for mitigation against bi-metallic corrosion in aluminium or copper/ tin substrates.
- 5/16" (8.0mm AF) hexagonal (male) socket head allows rapid installation using standard non-impacting screwdrivers and non-impact drive bits.
- FOR 4.0mm - 18.0mm STEEL

PRODUCT RANGE/ USABILITY DATA

CODE	SIZE/NOM.LGTH (mm)	BOX	CARTON	THREAD LGTH. (mm)
BMTSHW5.5-55-7	5.5 x 55.0	100	1,400	FULL





A4 SuperTEK® Marine® 8 Bi-metal™



Tel: +44 (0)141 647 7100 Fax: +44 (0)141 647 5100

Designed For -	Fixing steel to steel where enhanced corrosion resistance is required
Head Style -	5/16" hexagonal male socket
Thread Form -	14 TPI (w/ V-fluting)
Drill Point -	SuperTEK® 8 (Min. 4.0mm – Max. 22.0mm)
Material Grade -	AISI C1018 (hardened) carbon steel self-drilling tip brazed to AISI 316/ EN 1.4401/ A4-50 stainless steel body and head
Additional Coating -	5µm electro deposited zinc (w/ blue dichromate passivation)
Drill Speed -	1500-2500 RPM



KEY POINTS

- Bi-Metal™ construction synergises the self-drilling performance of a AISI C1022 carbon steel self-drilling point with the exceptional corrosion resistance of an AISI 316 austenitic stainless steel body and head.
- Revolutionary SuperTEK® double-helical point consistently provides industry-leading drilling performance due to its aggressive rake and flank angling and honed blade-edge.
- This product will self-drill and self-tap in mild steels from 4.0 mm to 22.0 mm in overall thickness.
- A4-50 (EN 1.4401/ AISI 316) stainless steel body and head provide ultimate corrosion protection that exceeds organic coating performance.

PRODUCT RANGE/ USABILITY DATA

CODE	SIZE/NOM.LGTH (mm)	BOX	CARTON	THREAD LGTH. (mm)
BMTSHW6.3-60-8	6.3 x 60	100	1,000	FULL
BMTSHW6.3-100-8	6.3 x 100	100	1,000	FULL





A4 Bi-metal™ TEK® Screw (No Washer) For Light/Heavy Steel



Tel: +44 (0)141 647 7100 Fax: +44 (0)141 647 5100

Designed For -	Fastening when stainless steel product is required e.g. in aluminium sheeting and panels.
Head Style -	Hexagonal
Drive -	5/16" hexagonal
Thread Form -	Twin, coarse thread (TEK 3)
Material Grade -	AISI 316/ EN 1.4401
Drill Point Material -	Carbon Steel
Coating -	Zinc



KEY POINTS

- High carbon, high performance drill point ensures superior drilling characteristics, giving accurate drilling every time.
- Bi-metal fasteners have a hardened carbon steel drilling point (AISI C1022) brazed to a stainless steel (AISI 316/ EN 1.4401 (A4) body and head.
- A4 Corrosion protection to ensure long-term fastener integrity.

PRODUCT RANGE/ USABILITY DATA

	CODE	SIZE/NOM.LGTH (mm)	BOX/BAG	CARTON	THREAD LGTH. (mm)	DRILL CAP. (mm)
	TEK 3					
	A4BMHH5.5-25-3	5.5 x 25	200	2,000	FULL	1.2 - 4.0
	A4BMHH5.5-32-3	5.5 x 32	200	2,000	FULL	1.2 - 4.0
	A4BMHH5.5-38-3	5.5 x 38	200	2,000	FULL	1.2 - 4.0
	A4BMHH5.5-50-3	5.5 x 50	100	2,000	FULL	1.2 - 4.0
NEW	A4BMHH5.5-75-3	5.5 x 75	100	1,000	60mm	1.2 - 4.0
NEW	A4BMHH5.5-100-3	5.5 x 100	100	1,000	80mm	1.2 - 4.0

	TEK 5					
	A4BMHH5.5-38-5	5.5 x 38	100	2,000	FULL	4.0 - 12.0
	A4BMHH5.5-50-5	5.5 x 50	100	2,000	FULL	4.0 - 12.0
NEW	A4BMHH5.5-75-5	5.5 x 75	100	1,000	FULL	4.0 - 12.0
NEW	A4BMHH5.5-100-5	5.5 x 100	100	1,000	FULL	4.0 - 12.0



DATASHEET



DRAWING



DATASHEET



DRAWING



A4 Grade Standard TEK® (With Washer) Bi-metal™ Light Section



Tel: +44 (0)141 647 7100 Fax: +44 (0)141 647 5100

Designed For -	Fastening various components to light section materials where corrosion resistance is required.
Head Style -	Hex Head with washer
Drive -	5/16" Hex Head
Washer -	16mm Ø bonded EDPM A4 stainless
Thread Form -	Coarse thread (TEK 3)
Drill Point Material -	Carbon Steel
Shank Material:	Stainless steel
Material Grade -	AISI 316/ EN 1.4401 (A4)
Coating -	Zinc



KEY POINTS

- High carbon, high performance drill point ensures superior drilling characteristics, giving accurate drilling every time.
- Bi-metal fasteners have a hardened carbon steel drilling point (AISI C1022) brazed to a stainless steel (AISI 316/ EN 1.4401 (A4) body and head.
- A4 Corrosion protection to ensure long-term fastener integrity.

PRODUCT RANGE/ USABILITY DATA

CODE	SIZE/NOM.LGTH (mm)	BOX	CARTON	THREAD LGTH. (mm)	DRILL CAP (mm)
LIGHT SECTION					
A4BM25-3	5.5 x 25	200	2,400	FULL	1.2 - 4.0
A4BM38-3	5.5 x 38	200	2,400	FULL	1.2 - 4.0
A4BM50-3	5.5 x 50	100	2,400	FULL	1.2 - 4.0
A4BM75-3	5.5 x 75	100	2,400	60mm	1.2 - 4.0
NEW A4BM100-3	5.5 x 100	100	1,000	FULL	1.2 - 4.0





A2 Bi-metal™ Standard TEK® Bonded Hex Washer Head TEK® 3 For 1.2mm - 3.5mm Steel



sales@evofas.com

www.evofas.com

Designed For -	Fastening in aluminium sheeting and panels
Head Style -	Hexagonal
Drive -	5/16" Hex Head
Thread Form -	Coarse thread (TEK 3)
Shank Material -	Stainless steel
Drill Point Material -	Carbon Steel
Material Grade -	AISI 304/ EN 1.4301 (A2)
Coating -	Zinc



KEY POINTS

- High carbon, high performance drill point ensures superior drilling characteristics, giving accurate drilling every time.
- Bi-metal fasteners have a hardened carbon steel drilling point (AISI C1022) brazed to a stainless steel (AISI 304/ EN 1.4301 (A2)) body and head.
- A2 provides corrosion protection to ensure long-term fastener integrity.

PRODUCT RANGE/ USABILITY DATA

	CODE	SIZE/NOM.LGTH (mm)	BOX	CARTON	THREAD LGTH. (mm)	DRILL CAP. (mm)
	BMBW5.5-25-3	5.5 x 25	200	2,000	FULL	1.2 - 4.0
NEW	BMBW5.5-32-3	5.5 x 32	200	2,000	FULL	1.2 - 4.0
	BMBW5.5-38-3	5.5 x 38	200	2,000	FULL	1.2 - 4.0
	BMBW5.5-50-3	5.5 x 50	100	1,000	FULL	1.2 - 4.0
	BMBW5.5-75-3	5.5 x 75	100	1,000	60	1.2 - 4.0
	BMBW5.5-100-3	5.5 x 100	100	1,000	75	1.2 - 4.0





A2 Bi-metal™ Standard TEK® Bonded Hex Washer Head TEK® 5 For 4mm - 12.5mm Steel

Designed For -	Fastening in aluminium sheeting and panels
Head Style -	Hexagonal
Drive -	5/16" Hex Head
Washer -	16mm Ø bonded EPDM
Thread Form -	Fine thread (TEK 5)
Shank Material:	Stainless steel
Drill Point Material -	Carbon Steel
Material Grade -	AISI 304/ EN 1.4301 (A2)



KEY POINTS

- High carbon, high performance drill point ensures superior drilling characteristics, giving accurate drilling every time.
- Bi-metal fasteners have a hardened carbon steel drilling point (AISI C1022) brazed to a stainless steel (AISI 304/ EN 1.4301 (A2)) body and head.
- A2 Corrosion protection to ensure long-term fastener integrity.

PRODUCT RANGE/ USABILITY DATA

CODE	SIZE/NOM.LGTH (mm)	BOX	CARTON	THREAD LGTH. (mm)	DRILL CAP. (mm)
BMBW5.5-38-5	5.5 x 38	200	2,000	FULL	4.0 - 12.0
BMBW5.5-50-5	5.5 x 50	100	2,000	FULL	4.0 - 12.0
BMBW5.5-65-5	5.5 x 65	100	1,000	FULL	4.0 - 12.0
BMBW5.5-75-5	5.5 x 75	100	1,000	FULL	4.0 - 12.0
BMBW5.5-100-5	5.5 x 100	100	1,000	FULL	4.0 - 12.0





A4 Grade Standard TEK® (With Washer) A4 Bi-metal™ Heavy Section



sales@evofas.com www.evofas.com

Designed For -	Fastening various components to light section materials where the highest standards of corrosion resistance are required.
Head Style -	Hex Head with washer
Drive -	5/16" Hex Head
Washer -	16mm Ø bonded EDPM A4 stainless
Thread Form -	Fine thread (TEK 5)
Shank Material:	Stainless steel
Drill Point Material -	Carbon Steel
Material Grade -	AISI 316/ EN 1.4401 (A4)



KEY POINTS

- High carbon, high performance drill point ensures superior drilling characteristics, giving accurate drilling every time.
- Bi-metal fasteners have a hardened carbon steel drilling point (AISI C1022) brazed to a stainless steel (AISI 316/ EN 1.4401 (A4) body and head.
- A4 Corrosion protection to ensure long-term fastener integrity.

PRODUCT RANGE/ USABILITY DATA

	CODE	SIZE/NOM.LGTH (mm)	BOX	CARTON	THREAD LGTH. (mm)	DRILL CAP. (mm)
	HEAVY SECTION					
	A4BM38-5	5.5 x 38	200	2,400	FULL	4.0 - 12.0
	A4BM50-5	5.5 x 50	100	1,000	FULL	4.0 - 12.0
NEW	A4BM75-5	5.5 x 75	100	1,000	FULL	4.0 - 12.0
NEW	A4BM100-5	5.5 x 100	100	1,000	FULL	4.0 - 12.0





A2 Bi-metal™ Standard TEK® Unwashed Hex Head TEK® 3 For 1.2mm - 3.5mm Steel



Tel: +44 (0)141 647 7100 Fax: +44 (0)141 647 5100

Designed For -	Fastening in aluminium sheeting and panels
Head Style -	Hexagonal
Drive -	5/16" Hex Head
Thread Form -	Coarse thread (TEK 3)
Shank Material:	Stainless steel
Drill Point Material -	Carbon steel
Material Grade -	AISI 304/ EN 1.4301 (A2)
Coating -	Zinc



KEY POINTS

- TEK® 3 self-drilling point provides industry-leading self-drilling performance in light-gauge mild steel structural framing system sections
- Aggressive 60° thread angle and 1.8mm (14 TPI) thread pitch ensures maximum thread engagement is achieved
- A2-70 (EN 1.4301 / AISI 304) stainless-steel body and head provide ultimate corrosion protection that exceeds organic coating performance.

PRODUCT RANGE/ USABILITY DATA

CODE	SIZE/NOM.LGTH (mm)	BOX	CARTON	THREAD LGTH. (mm)	DRILL CAP. (mm)
BMHH5.5-25-3	5.5 x 25	200	2,000	FULL	1.2 - 4.0
BMHH5.5-38-3	5.5 x 38	200	2,000	FULL	1.2 - 4.0
BMHH5.5-50-3	5.5 x 50	100	1,000	FULL	1.2 - 4.0
BMHH5.5-65-3	5.5 x 65	100	1,000	FULL	1.2 - 4.0
BMHH5.5-80-3	5.5 x 80	100	1,000	FULL	1.2 - 4.0
BMHH5.5-100-3	5.5 x 100	100	1,000	75	1.2 - 4.0





A2 Bi-metal™ Standard Unwashed Hex Head TEK® 3 For 1.2mm - 3.5mm Steel



sales@evofas.com

www.evofas.com

Designed For -	Fastening when stainless steel product is required e.g. in aluminium sheeting and panels.
Head Style -	Hexagonal
Drive -	10mm Head
Thread Form -	Coarse thread (TEK 3)
Shank Material:	Stainless steel
Material Grade -	AISI 304/EN 1.4301 (A2)
Additional Coating -	Electroplated zinc
Recommended drill speed -	1500 – 2500 RPM
Drilling Point -	Carbon Steel
Coating -	Zinc



KEY POINTS

- High carbon, high performance drill point ensures superior drilling characteristics, giving accurate drilling every time.
- Bi-metal fasteners have a hardened carbon steel drilling point (SAE C1022) brazed to a stainless steel (AISI 304/ EN 1.4301 (A2)) body and head.
- A2 corrosion protection to ensure long-term fastener integrity.

PRODUCT RANGE/ USABILITY DATA

CODE	SIZE/NOM.LGTH (mm)	BOX	CARTON	THREAD LGTH. (mm)	DRILL CAP. (mm)
BMHH6.3-25-3	6.3 x 25	200	2,000	FULL	1.2 - 4.0
BMHH6.3-38-3	6.3 x 38	200	2,000	FULL	1.2 - 4.0
BMHH6.3-50-3	6.3 x 50	100	1,000	FULL	1.2 - 4.0




CARBON STEEL TEK® RANGE	BI-METAL TEK® RANGE	INSULATION FIXINGS	STRESS PLATES/ WASHERS	MASONRY SCREWS & ANCHORS	DRYWALL SCREWS	WOODMASTER® RANGE	ACCESSORIES	SUPPLEMENTARY INFORMATION
-------------------------------	------------------------	-----------------------	------------------------------	--------------------------------	-------------------	----------------------	-------------	------------------------------



A2 Bi-metal™ Standard TEK® Unwashed Hex Head TEK® 5 For 4mm - 12.5mm Steel



Designed For -	Fastening in aluminium sheeting and panels
Head Style -	Hexagonal
Drive -	5/16" Hex Head
Thread Form -	Fine thread (TEK 5)
Shank Material:	Stainless steel
Drill Point Material -	Carbon Steel
Material Grade -	AISI 304/ EN 1.4301 (A2)
Coating -	Zinc



KEY POINTS

- High carbon, high performance drill point ensures superior drilling characteristics, giving accurate drilling every time.
- Bi-metal fasteners have a hardened carbon steel drilling point (AISI C1022) brazed to a stainless steel (AISI 304/ EN 1.4301 (A2)) body and head.
- A2 Corrosion protection to ensure long-term fastener integrity.

PRODUCT RANGE/ USABILITY DATA

CODE	SIZE/NOM.LGTH (mm)	BOX	CARTON	THREAD LGTH. (mm)	DRILL CAP. (mm)
BMHH5.5-38-5	5.5 x 38	200	2,000	FULL	4.0 - 12.0
BMHH5.5-50-5	5.5 x 50	100	1,000	FULL	4.0 - 12.0
BMHH5.5-75-5	5.5 x 75	100	1,000	FULL	4.0 - 12.0
BMHH5.5-100-5	5.5 x 100	100	1,000	FULL	4.0 - 12.0





Low Profile Head TEK® 3 Range for Light Steel



Tel: +44 (0)141 647 7100 Fax: +44 (0)141 647 5100

Designed For -	Fixing cladding/roofing applications to hot/cold purlins/ rails. Fastening liner panels and general components to steel. Fastening brick-tie channel through Insulation to SFS.
Head Style -	Low Wafer Head
Drive -	Torx 25
Thread Form -	Coarse Thread
Material -	A4 stainless steel
Material Grade -	EN 1.4436 (SAE 316L)
Drill Point -	TEK 3
Washer -	16mmø bonded EPDM
Drill Point Material -	JIS SCM 435
Drill Speed -	1,500 - 2,500 RPM



KEY POINTS

- High carbon, high performance drill point ensures superior drilling characteristics, giving accurate drilling every time.
- Bi-metal fasteners have a hardened carbon steel drilling point (AISI C1022) brazed to a stainless steel (AISI 316/ EN 1.4401 (A4)) body and head.
- A4 Corrosion protection to ensure long-term fastener integrity.
- The dome-head design contributes to a neat and professional look while maintaining the structural integrity of the fastened components.

PRODUCT RANGE/ USABILITY DATA

CODE	SIZE/NOM.LGTH (mm)	BOX/BAG	CARTON	WASHER SIZE (mm)	INSULATION CAP.(mm)	THREAD LGTH.(mm)	DRILL CAP.(mm)	
A4LPHT16-5.5-135-3	5.5 x 135	100	1,000	16mm	60.0-115.0	75mm	1.2 - 4.0	NEW
A4LPHT16-5.5-150-3	5.5 x 150	100	1,000	16mm	75.0-130.0	75mm	1.2 - 4.0	NEW
A4LPHT16-5.5-185-3	5.5 x 185	50	500	16mm	105.0-165.0	75mm	1.2 - 4.0	NEW





A4 Bi-metal™ Composite Panel Fastener

1.2mm - 3.5mm Steel Thickness



Tel: +44 (0)141 647 7100 Fax: +44 (0)141 647 5100

Designed For -	Fastening to aluminium sheeting and panels
Head Style -	Hexagonal
Drive -	5/16" hexagonal
Thread Form -	Twin, high thread
Material -	A4 stainless steel
Material Grade -	AISI 316/ EN 1.4401 (A4)
Drill Point -	TEK 3
Washer -	12/16/19mmØ bonded EPDM
Drill Point Material -	Carbon Steel
Drill Speed -	1,500 - 2,500 RPM



USED WITH OUR
ENTERPRISE
BRICK-TIE
CHANNEL SYSTEM.
PAGE: 142-146

KEY POINTS

- High carbon, high performance drill point ensures superior drilling characteristics, giving accurate drilling every time.
- Bi-metal fasteners have a hardened carbon steel drilling point (AISI C1022) brazed to a stainless steel (AISI 316/ EN 1.4401 (A4)) body and head.
- A4 Corrosion protection to ensure long-term fastener integrity.

INSULATION CAPACITY
DETAILS ON
PAGE: 132

PRODUCT RANGE/ USABILITY DATA

CODE	SIZE/NOM.LGTH (mm)	BOX/BAG	CARTON	WASHER SIZE (mm)	INSULATION CAP(mm)	THREAD LGTH.(mm)	DRILL CAP(mm)
12mm Washer							
A4BMHT200-3	5.5 x 200	50	500	12.0	125 – 180	75	1.2 - 4.0
16mm Washer							
A4BMHT105-3	5.5 x 105	100	1,000	16.0	50-85	55	1.2 - 4.0
A4BMHT135-3	5.5 x 135	100	1,000	16.0	60-115	75	1.2 - 4.0
A4BMHT150-3	5.5 x 150	100	1,000	16.0	75-130	75	1.2 - 4.0
19mm Washer							
A4BMHT185-3	5.5 x 185	50	500	19.0	110-165	75	1.2 - 4.0

ARRIVING
2025





A2 Composite Panel

1.2mm - 3.5mm Steel Thickness (12mm washer)



Tel: +44 (0)141 647 7100

Fax: +44 (0)141 647 5100

Designed For -	Use in brick-tie channel systems.
Head Style -	Hexagonal
Drive -	5/16" hexagonal
Washer -	12mm Ø bonded EPDM
Thread Form -	Coarse thread
Additional Coating:	Electroplated zinc
Material Grade -	AISI 304/ EN 1.4301 (A2)
Drill Point Material -	Carbon Steel
Drill Speed -	1,500 - 2,500 RPM



USED WITH OUR
ENTERPRISE
BRICK-TIE
CHANNEL SYSTEM.
PAGE: 142-146



INSULATION CAPACITY
DETAILS ON
PAGE: 132

KEY POINTS

- Bi-metal fasteners have a hardened carbon steel drilling point (AISI C1022) brazed to a stainless steel (AISI 304/ EN 1.4301 (A2) or AISI 316.
- Ideal for fastening brick-tie channel to insulation.

PRODUCT RANGE/ USABILITY DATA

CODE	SIZE/NOM.LGTH (mm)	BOX/BAG	CARTON	WASHER SIZE (mm)	INSULATION CAP(mm)	THREAD LGTH.(mm)	DRILL CAP(mm)	
WITH WASHER								
BMHT12-5.5-105-3	5.5 x 105	100	1,000	12.0	50-85	55	1.2 - 4.0	
BMHT12-5.5-135-3	5.5 x 135	100	1,000	12.0	60-115	75	1.2 - 4.0	
BMHT12-5.5-150-3	5.5 x 150	100	1,000	12.0	75-130	75	1.2 - 4.0	
BMHT12-5.5-185-3	5.5 x 185	100	1,000	12.0	110-165	75	1.2 - 4.0	
BMHT12-5.5-200-3	5.5 x 200	50	500	12.0	125 - 180	75	1.2 - 4.0	NEW
BMHT12-5.5-225-3	5.5 x 225	50	500	12.0	150 - 205	75	1.2 - 4.0	NEW
BMHT12-5.5-235-3	5.5 x 235	50	500	12.0	160 - 215	75	1.2 - 4.0	NEW
BMHT12-5.5-265-3	5.5 x 265	50	500	12.0	190- 245	75	1.2 - 4.0	COMING SOON
BMHT12-5.5-275-3	5.5 x 275	50	500	12.0	200 - 255	75	1.2 - 4.0	NEW
BMHT12-5.5-300-3	5.5 x 300	50	400	12.0	225 - 280	75	1.2 - 4.0	COMING SOON
BMHT12-5.5-325-3	5.5 x 325	50	400	12.0	250 - 305	75	1.2 - 4.0	COMING SOON
BMHT12-5.5-350-3	5.5 x 350	50	400	12.0	275 - 330	75	1.2 - 4.0	COMING SOON





A2 Composite Panel

1.2mm - 3.5mm Steel Thickness



sales@evofas.com

www.evofas.com

Designed For -	Use in brick-tie channel systems and for fastening aluminium sheeting and panels
Head Style -	Hexagonal
Drive -	5/16" hexagonal
Washer -	16mm and 19mm Ø bonded EPDM
Thread Form -	Coarse thread
Additional Coating:	Electroplated zinc
Material Grade -	AISI 304/ EN 1.4301 (A2)



USED WITH OUR
ENTERPRISE
BRICK-TIE
CHANNEL SYSTEM.
PAGE: 142-246



PRODUCT RANGE/ USABILITY DATA

CODE	SIZE/NOM.LGTH (mm)	BOX/BAG	CARTON	WASHER SIZE (mm)	INSULATION CAP(mm)	THREAD LGTH.(mm)	DRILL CAP(mm)
BMTSBWHT5.5-80-3	5.5 x 80	100	1,000	16.0	25-60	55	1.2 - 4.0
BMTSBWHT5.5-105-3	5.5 x 105	100	1,000	16.0	50-85	55	1.2 - 4.0
BMTSBWHT5.5-115-3	5.5 x115	100	1,000	16.0	40-95	75	1.2 - 4.0
BMTSBWHT5.5-135-3	5.5 x 135	100	1,000	16.0	60-115	75	1.2 - 4.0
BMTSBWHT5.5-150-3	5.5 x 150	100	1,000	16.0	75-130	75	1.2 - 4.0
BMTSBWHT16-5.5-165-3	5.5 x 165	100	1,000	16.0	90-145	75	1.2 - 4.0
BMTSBWHT16-5.5-185-3	5.5 x 185	50	500	16.0	110-165	75	1.2 - 4.0
BMTSBWHT16-5.5-200-3	5.5 x 200	50	500	16.0	125-180	75	1.2 - 4.0
BMTSBWHT16-5.5-225-3	5.5 x 225	50	500	16.0	150-200	75	1.2 - 4.0
BMTSBWHT16-5.5-235-3	5.5 x 235	50	500	16.0	160-215	75	1.2 - 4.0
BMTSBWHT16-5.5-300-3	5.5 x 300	50	500	16.0	225-280	75	1.2 - 4.0
BMTSBWHT5.5-185-3	5.5 x 185	50	500	19.0	110-165	75	1.2 - 4.0
BMTSBWHT5.5-200-3	5.5 x 200	100	1,000	19.0	125-185	75	1.2 - 4.0
BMTSBWHT5.5-235-3	5.5 x 235	50	500	19.0	160-215	75	1.2 - 4.0

NEW

NEW





A2 Heavy Section Bi-metal™ Composite Panel Fasteners 4.0mm - 12.5mm Steel Thickness



sales@evofas.com

www.evofas.com

Designed For -	Fastening composite panels to heavy steel section
Head Style -	Hexagonal
Drive -	5/16" hexagonal
Thread Form -	Fine Thread / Coarse Buttress End Thread
Material Grade -	AISI 304/ EN 1.4301 (A2)
Drill Point -	TEK 5
Washer -	16mm Ø bonded EPDM or 19mm Ø bonded EPDM
Drill Point Material -	Carbon Steel
Drill Speed -	1,500 - 2,500 RPM



USED WITH OUR
ENTERPRISE
BRICK-TIE
CHANNEL SYSTEM.
PAGE: 142-146

INSULATION CAPACITY
DETAILS ON
PAGE: 132



PRODUCT RANGE/ USABILITY DATA

CODE	SIZE/NOM.LGTH (mm)	BOX	CARTON	WASHER DIA. (mm)	INSULATION CAP. (mm)	THREAD LGTH. (mm)	DRILL CAP. (mm)	
BMTSBWHT12-5.5-185-5	5.5 x 185	50	500	12.0	110.0-145.0	75.0	4.0-12.0	COMING SOON
BMTSBWHT12-5.5-245-5	5.5 x 245	50	500	12.0	180.0-215.0	75.0	4.0-12.0	COMING SOON
BMTSBWHT5.5-105-5	5.5 x 105	100	1,000	16.0	30.0-75.0	55.0	4.0-12.0	
BMTSBWHT5.5-125-5	5.5 x 125	100	1,000	16.0	50.0-95.0	75.0	4.0-12.0	
BMTSBWHT5.5-150-5	5.5 x 150	100	1,000	16.0	75.0-120.0	75.0	4.0-12.0	
BMTSBWHT16-5.5-185-5	5.5 x 185	50	500	16.0	110.0-145.0	75.0	4.0-12.0	COMING SOON
BMTSBWHT16-5.5-245-5	5.5 x 245	50	500	16.0	180.0-215.0	75.0	4.0-12.0	NEW
BMTSBWHT5.5-185-5	5.5 x 185	50	500	19.0	110.0-150.0	75.0	4.0-12.0	
BMTSBWHT5.5-245-5	5.5 x 245	50	500	19.0	170.0-210.0	75.0	4.0-12.0	





A2 Composite Panel 1.2mm - 3.5mm Steel Thickness



sales@evofas.com

www.evofas.com

Designed For -	Use in brick-tie channel systems.
Head Style -	Hexagonal
Drive -	5/16" hexagonal
Thread Form -	Coarse thread
Additional Coating:	Electroplated zinc
Material Grade -	AISI 304/ EN 1.4301 (A2)
Drill Point Material -	Carbon Steel
Drill Speed -	1,500 - 2,500 RPM



USED WITH OUR
ENTERPRISE
BRICK-TIE
CHANNEL SYSTEM.
PAGE: 142-146



KEY POINTS

- Bi-metal fasteners have a hardened carbon steel drilling point (AISI C1022) brazed to a stainless steel (AISI 304/ EN 1.4301 (A2) or AISI 316).
- Ideal for fastening brick-tie channel to insulation.

PRODUCT RANGE/ USABILITY DATA

CODE	SIZE/NOM.LGTH (mm)	BOX/BAG	CARTON	WASHER SIZE (mm)	INSULATION CAP.(mm)	THREAD LGTH.(mm)	DRILL CAP.(mm)
------	-----------------------	---------	--------	---------------------	------------------------	---------------------	-------------------

WITHOUT WASHER

A2BMHT5.5-125-3	5.5 x 125	100	1,000	N/A	50-105	75	1.2 - 4.0
A2BMHT-5.5-135-3	5.5x135	100	1,000	N/A	60-115	75	1.2 - 4.0
A2BMHT-5.5-150-3	5.5x150	100	1,000	N/A	75-130	75	1.2 - 4.0
A2BMHT-5.5-185-3	5.5x185	50	500	N/A	110-165	75	1.2 - 4.0





sales@evofas.com www.evofas.com

A4 Bi-metal™ Timber TEK® For 1.2mm - 3.5mm Steel

Designed For -	Fastening when stainless steel product is required, e.g. in aluminium sheeting and panels
Head Style -	Countersunk
Drive -	Torx® 25
Thread Form -	Coarse thread (TEK 3)
Material Grade -	AISI 316/ EN 1.4401 (A4)
Drill Speed -	1,500 - 2,500 RPM
Coating -	Zinc
Drill Point Material -	Carbon Steel



KEY POINTS

- High carbon, high performance drill point ensures superior drilling characteristics, giving accurate drilling every time.
- Bi-metal fasteners have welded, hardened carbon steel drill point married to a 304/Euro A4 grade stainless steel shank.
- A4 Corrosion protection to ensure long-term fastener integrity.

PRODUCT RANGE/ USABILITY DATA

CODE	SIZE/NOM. LGTH (mm)	BOX/BAG	CARTON	THREAD LGTH. (mm)	DRILL CAP. (mm)
A4WD4.8-38-3	4.8 x 38	100	4,800	24mm	1.2-4.0
A4WD5.5-62-3	5.5 x 62	100	1,000	48mm	1.2-4.0





A2 Bi-metal™ Timber TEK® For 1.2mm - 3.5mm Steel



Tel: +44 (0)141 647 7100 Fax: +44 (0)141 647 5100



Designed For -	Fastening when stainless steel product is required, e.g. in aluminium sheeting and panels
Head Style -	Countersunk
Drive -	Phillips No. 2, Phillips No. 3
Thread Form -	Coarse thread (TEK3)
Material Grade -	AISI 304/ EN 1.4301 (A2)
Coating -	Zinc
Drill Point Material -	Carbon Steel

KEY POINTS

- High carbon, high performance drill point ensures superior drilling characteristics, giving accurate drilling every time.
- Bi-metal fasteners have welded, hardened carbon steel drill point married to a 304/Euro A4 grade stainless steel shank.
- A2 Corrosion protection to ensure long-term fastener integrity.

TIMBER CAPACITY
DETAILS ON
PAGE: 130

PRODUCT RANGE/ USABILITY DATA

CODE	SIZE/NOM.LGTH (mm)	BOX/BAG	CARTON	DRIVE	THREAD LGTH. (mm)	DRILL CAP. (mm)
BMWD4.8-38-3	4.8 x 38	200	4,800	PH2	24mm	1.2-4.0
BMWD5.5-38-3	5.5 x 38	200	2,800	PH3	20mm	1.2-4.0
BMWD5.5-50-3	5.5 x 50	100	1,000	PH3	32mm	1.2-4.0
BMWD5.5-62-3	5.5 x 62	100	1,000	PH3	48mm	1.2-4.0
BMWD5.5-80-3	5.5 x 80	100	1,400	PH3	60mm	1.2-4.0
BMWD5.5-100-3	5.5 x 100	100	1,000	PH3	85mm	1.2-4.0
BMWD5.5-120-3	5.5 x 120	100	1,000	PH3	100mm	1.2-4.0





A2 Bi-metal™ Timber TEK® For 4mm - 12.5mm Steel



sales@evofas.com www.evofas.com

Designed For -	Fastening when stainless steel product is required, e.g. in aluminium sheeting and panels
Head Style -	Countersunk
Drive -	Phillips No. 3
Thread Form -	Fine thread (TEK 5)
Material Grade -	AISI 304/ EN 1.4301 (A2)
Coating -	Zinc
Drill Speed -	1,500 - 2,500 RPM



TIMBER CAPACITY
DETAILS ON
PAGE: 130

KEY POINTS

- High carbon, high performance drill point ensures superior drilling characteristics, giving accurate drilling every time.
- Bi-metal fasteners have a hardened carbon steel drilling point (AISI C1022) brazed to a stainless steel (AISI 304/EN 1.4301 (A2)) body and head.
- A2 Corrosion protection to ensure long-term fastener integrity.

PRODUCT RANGE/ USABILITY DATA

CODE	SIZE/NOM.LGTH (mm)	BOX/BAG	CARTON	DRIVE	THREAD LGTH. (mm)
BMWD5.5-65-5	5.5 x 65	100	1,000	PH3	28mm
BMWD5.5-85-5	5.5 x 85	100	1,000	PH3	50mm
BMWD5.5-110-5	5.5 x 110	100	1,000	PH3	75mm
BMWD5.5-135-5	5.5 x 135	100	1,000	PH3	100mm





A2/A4 Bi-metal™ Pancake Head Self-Drilling Screw TEK® 3

Designed For -	When stainless steel product is required e.g. in aluminium sheeting and sections
Head Style -	Low Profile
Drive -	Phillips 2
Thread Form -	Coarse (TEK 3)
Additional Coating -	Electroplated Zinc
Material Grade -	AISI 304/ EN 1.4301 (A2) EN 1.4401 / A4 (AISI 316)
Drill Speed -	1,500 - 2,500 RPM
Drill Point Material -	Carbon Steel



KEY POINTS

- High carbon, high performance drill point ensures superior drilling characteristics, giving accurate drilling every time.
- Bi-metal fasteners have a hardened carbon steel drilling point (AISI C1022) brazed to a stainless steel (AISI 304/ EN 1.4301 (A2)) body and head/ (AISI C1022) brazed to a stainless steel (AISI 316/ EN 1.4401 (A4)) body and head,
- A2 and A4 Corrosion protection to ensure long-term fastener integrity.

PRODUCT RANGE/ USABILITY DATA

CODE	SIZE/NOM.LGTH (mm)	BOX	CARTON	THREAD LGTH. (mm)	DRILL CAP (mm)
BMTSPH5.5-19-3	5.5 x 19	200	2,000	FULL	1.2 - 4.0
BMTSPH5.5-25-3	5.5 x 25	200	4,800	FULL	1.2 - 4.0
A4PH5.5-25-3	5.5 x 25	200	2,000	FULL	1.2 - 4.0



DATASHEET



DRAWING



DATASHEET



DRAWING



A2 Bi-metal™ Pancake Head Self-Drilling Screw TEK® 5



sales@evofas.com

www.evofas.com

Designed For -	When stainless steel product is required e.g. in aluminium sheeting and sections
Head Style -	Low Profile
Drive -	Phillips 3
Thread Form -	Fine thread (Tek 5) (w/ V-fluting).
Additional Coating -	Electroplated Zinc
Material Grade -	AISI 304/ EN 1.4301 (A2)
Drill Speed -	1,500 - 2,500 RPM
Drill Point Material -	Carbon Steel



KEY POINTS

- General purpose metal framing screws: particularly useful for stitching and lapping together of heavy-gauge mild steel structural framing systems and components in aggressive environment.
- TEK® 5 self-drilling point provides industry-leading self-drilling performance in heavy-gauge mild steel structural framing system sections.
- Aggressive 60° thread angle and 1.06mm (24 TPI) thread pitch ensures maximum thread engagement is achieved.

PRODUCT RANGE/ USABILITY DATA

CODE	SIZE/NOM.LGTH (mm)	BOX	CARTON	THREAD LGTH. (mm)	DRILL CAP. (mm)
BMTSLP5.5-38-5	5.5 x 38	200	2,000	FULL	4.0 - 12.0





A4 Bi-Metal Lowered Dome head



Tel: +44 (0)141 647 7100 Fax: +44 (0)141 647 5100

Designed For -	Fixing components, brackets and miscellaneous hardware to light gauge steel substrates where a low profile or anti-snap head is required. Also suitable where dissimilar metals are being used or superior corrosion resistance is required.
Head Style -	12mm low profile (3.40mm) domed head
Drive Type -	Torx 25
Thread Form -	Coarse thread (pitch = 1.8mm approx.)
Material Grade -	Stainless steel, AISI 316
Drill Speed -	1,500 - 2,500 RPM
Coating -	5µm electroplated zinc
Drill Point Material -	Carbon Steel



KEY POINTS

- For 1.2-4.0mm steel thickness.
- A4 Corrosion protection to ensure long-term fastener integrity.
- General purpose stitching screw; particularly useful for stitching and lapping together of light-gauge mildsteel sheeting, cladding panels, rainscreen or fenestration systems in aggressive environments where an anti-snap, anti-ponding or low-profile head is required.
Domed head with Torx 25 (male) socket recess allows rapid installation. Sharp tapping threads ensure lower torque requirements and mitigate against user wrist fatigue

PRODUCT RANGE/ USABILITY DATA

CODE	SIZE/NOM.LGTH (mm)	BOX	CARTON	THREAD LGTH. (mm)	DRILL CAP. (mm)
A4LDH5.5-25-3	5.5 x 25mm	200	2,000	FULL	1.2-4.0
A4LDH5.5-35-3	5.5 x 35mm	200	2,000	FULL	1.2-4.0





A2 Dome-Head Stitching Screws

Bi-Metal TEK® 5

(With Washer)

Designed For -	Fixing components, brackets and misc. hardware to light gauge steel substrates
Head Style -	12mm ØD low profile (3.18mm) domed head
Drive Type -	Torx 25 female drive recess
Washer Type -	12mm ØD Vulcanised EPDM with Stainless steel (AISI 304/ EN 1.4301 (A2)) compression disc
Thread Form -	Coarse thread (Pitch = 1.8mm (approx.))
Material Grade -	AISI 304/ EN 1.4301 (A2)
Drill Speed -	1,500 - 2,500 RPM
Coating -	Electroplated Zinc
Drill Point Material -	Carbon Steel



KEY POINTS

- Reduced diameter drilling point ensures highest possible withdrawal resistance in thin gauge steel substrates.
- Super hard (>55 HRC), super sharp drilling points ensure fastest possible drilling times and reduce "walking" of point on substrate surface.
- Reduced-diameter TEK® 5 self-drilling point improves withdrawal resistance (pull-out) in heavy-gauge steel substrates.
- Bi-metal fasteners have a hardened carbon steel drilling point (AISI C1022) brazed to a stainless steel (AISI 304/ EN 1.4301 (A2)) body and head.

PRODUCT RANGE/ USABILITY DATA

CODE	SIZE/NOM.LGTH (mm)	BOX	CARTON	WASHER DIA. (mm)	THREAD LGTH. (mm)	DRILL CAP. (mm)
W/Washer TEK® 5 Range						
A2LDH-12-5.5-38-5	5.5 x 38	200	2,000	12.0	FULL	4.0-12.0





A2 Bi-metal™ Low Profile Dome Head Screw w/o Washer TEK® 3



Tel: +44 (0)141 647 7100 Fax: +44 (0)141 647 5100

Designed For -	Fixing to aluminium substrates
Head Style -	Dome head, low profile
Drive Bit -	Torx 25
Thread Form -	Single coarse thread
Drill point -	TEK 3/TEK 2
Material and grade -	A2 stainless steel/ EN1.4301 (A2)
Drill Speed -	1,500 - 2,500 RPM
Coating -	Electroplated Zinc
Drill Point Material -	Carbon Steel



KEY POINTS

- General purpose stitching screw: particularly useful for stitching and lapping together of light-gauge mild steel sheeting, cladding panels, rainscreen or fenestration systems in aggressive environments where an anti-snap, anti-ponding or low-profile head is required.
- Domed head with Torx 25 (male) socket recess allows rapid installation
- Sharp tapping threads ensure lower torque requirements and mitigate against user wrist fatigue

PRODUCT RANGE/ USABILITY DATA

CODE	SIZE/NOM.LGTH (mm)	BOX/BAG	CARTON	THREAD LGTH. (mm)	DRILL CAP. (mm)
BI-METAL					
A2LDH5.5-25-3	5.5 x 25	200	2,000	FULL	1.2 - 4.0
A2LDH5.5-38-3	5.5 x 38	200	2,000	FULL	1.2 - 4.0
A2DH5.5-50-3	5.5 x 50	100	2,000	FULL	1.2 - 4.0
A2LDH5.5-60-3	5.5 x 60	100	1,000	FULL	1.2 - 4.0
A2LDH5.5-80-3	5.5 x 80	100	1,000	FULL	1.2 - 4.0
A2LDH5.5-100-3	5.5 x 100	100	1,000	FULL	1.2 - 4.0
NEW A2LDH6.3-25-3	6.3 x 25	100	200	2,000	1.2 - 4.0





A2 Dome-Head Stitching Screws

Bi-metal™ TEK® 3



sales@evofas.com

www.evofas.com

Designed For -	Fixing components, brackets and misc. hardware to light gauge steel substrates
Head Style -	12mm ØD low profile (3.18mm) domed head
Drive Type -	Torx 25 female drive recess
Washer Type -	12mm ØD Vulcanised EPDM with Stainless steel (AISI 304/ EN 1.4301 (A2)) compression disc
Thread Form -	Coarse thread (Pitch = 1.8mm (approx.))
Material Grade -	AISI 304/ EN 1.4301 (A2)
Drill Speed -	1,500 - 2,500 RPM
Coating -	Electroplated Zinc
Drill Point Material -	Carbon Steel



KEY POINTS

- Bi-metal fasteners have a hardened carbon steel drilling point (AISI C1022) brazed to a stainless steel (AISI 304/ EN 1.4301 (A2)) body and head.
- The dome-head design contributes to a neat and professional look while maintaining the structural integrity of the fastened components.
- The compression disc is a key feature for weather resistance. The EPDM material provides an effective seal against water and environmental elements, preventing water ingress and potential damage to the fastened materials. The stainless steel compression disc ensures durability and maintains the tight seal over time.

PRODUCT RANGE/ USABILITY DATA

CODE	SIZE/NOM.LGTH (mm)	BOX	CARTON	THREAD LGTH. (mm)	DRILL CAP (mm)
A2LDH-12-5.5-25-3	5.5 x 25	200	2,000	FULL	1.2 - 4.0
A2LDH-12-5.5-38-3	5.5 x 38	200	2,000	FULL	1.2 - 4.0
A2LDH-12-5.5-50-3	5.5 x 50	100	2,000	FULL	1.2 - 4.0
A2LDH-12-5.5-60-3	5.5 x 60	100	2,000	FULL	1.2 - 4.0





A2 Stitching Screw

Designed For -	To be used as standoffs or floating fixing points on the aluminium substructures used in rear-ventilated façade systems. Also, for the fastening of pre-drilled stainless-steel (or aluminium) brackets (such as wall brackets, helping-hand brackets, etc) to supporting sections or sheets of aluminium.
Head Style -	Flanged hexagonal male socket
Drive -	5/16" hexagonal
Thread Form -	Coarse thread (pitch = 1.81mm approx.)
Shank Material -	Stainless steel
Drill Point -	TEK 3
Material Grade -	EN 1.4301, AISI 304, A2 Stainless Steel
Coating -	None



KEY POINTS

- For the fastening of pre-drilled stainless-steel (or aluminium) brackets (such as wall brackets, helping-hand brackets, etc) to supporting sections or sheets of aluminium.
- A2-70 (EN 1.4301 / AISI 304) stainless-steel body and head provide ultimate corrosion protection that exceeds organic coating performance.

PRODUCT RANGE/ USABILITY DATA

CODE	SIZE/NOM.LGTH (mm)	BOX	CARTON	THREAD LGTH. (mm)	DRILL CAP. (mm)
SSHWS5.5-19-3	5.5 x 19	250	4,500	9.0	0.7 - 3.0





A2 Bi-metal™ Low Profile Hex Head Screw w/o Washer



Tel: +44 (0)141 647 7100 Fax: +44 (0)141 647 5100

Designed For -	For lap-fixings of profiled metal sheeting and sandwich panels and mitigating against swarf generation.
Head Style -	Hex Head 5/16"
Thread Form -	Fine Thread
Drill point -	Self-Piercing
Material and grade -	AISI 304 / EN1.4301 (A2 Stainless Steel)
Drill Speed -	1,500 - 2,500 RPM
Coating -	Electroplated Zinc
Drill Point Material -	Carbon Steel SAE C1022
Washer -	16mm ø bonded EPDM



KEY POINTS

- Perfect for Solar Panel Installation: Solar panel projects require strong, reliable fasteners. With our A2 Bi-Metal Tek Screw, you'll get the job done efficiently and effectively, ensuring your panels stay in place for years to come.
- Say NO to Swarf and Rust: We know that the last thing you want on your roof is rust due to swarf buildup. Our sharp point design ensures that swarf is kept to a minimum, reducing the risk of rusting, and protecting your investment.

PRODUCT RANGE/ USABILITY DATA

CODE	SIZE/NOM.LGTH (mm)	BOX/BAG	CARTON	THREAD LGTH. (mm)	DRILL CAP. (mm)
BMBW5.5-25-SP	5.5 x 25mm	200	2,000	FULL	0.6-1.2





A2 Bi-metal™ Stitching TEK® Screws



sales@evofas.com

www.evofas.com

Designed For -	Stitching cladding panels and laps
Head Style -	5/16 hexagonal (male) socket w/ flange
Washer -	With, or without, 16.0mm ØD EPDM washer
Additional Coating:	Electroplated zinc
Material Grade -	AISI 304/ EN 1.4301 (A2) (A4) AISI 316/EN 1.4401
Drill Point Material -	Carbon Steel
Drill Speed -	1,500 - 2,500 RPM



KEY POINTS

- Bi-metal fasteners have a hardened carbon steel drilling point (AISI C1022) brazed to a stainless steel (AISI 304/EN 1.4301 (A2) body and head.
- A2 corrosion protection to ensure fastener integrity.

PRODUCT RANGE/ USABILITY DATA

CODE	SIZE/NOM.LGTH (mm)	BOX	CARTON	WASHER DIA. (mm)	THREAC LGTH. (mm)	DRILL CAP. (mm)
Bi-Metal Stitching Screws						
BMTSFHR6.3-22-2	6.3 x 22	200	4,800	16.0	FULL	0.6-2.5
BMTSFHR6.3-28-2*	6.3 x 28	200	4,000	16.0	FULL	0.6-2.5
BMTSFHR6.3-50-2	6.3 x 50	100	4,800	16.0	FULL	0.6-2.5
A4						
A4SS6.3-22-2	6.3 x 22	200	4,800	16.0	FULL	0.6-2.5
Bi-Metal Halter-Fixing Screws						
BMTSHF6.3-38-2	6.3 x 38	200	4,800	16.0	FULL	0.6-2.5





A2 Stainless Steel Dome Head Screw



Tel: +44 (0)141 647 7100 Fax: +44 (0)141 647 5100

Designed For -	Fixing to aluminium substrates
Head Style -	Dome head, low profile
Drive Bit -	Torx 25
Thread Form -	Single coarse thread
Drill point -	TEK 3
Material and grade -	AISI 304/ EN 1.4301 (A2)
Drill Speed -	1,500 - 2,500 RPM



KEY POINTS

- Dome head with Torx 25 (male) socket recess allows rapid installation.
- Fully austenitic stainless steel construction allows for use in magnetically sensitive applications such as MRI and clean rooms.

PRODUCT RANGE/ USABILITY DATA

CODE	SIZE/NOM.LGTH (mm)	BOX/BAG	CARTON	ALUMINIUM DRILL CAP.(mm)	THREAD LGTH.(mm)
SSLP4.8-19-3	4.8 x 19	200	2,000	1.2 - 4.0	FULL





A2 Stainless Fibre Cement Board (BAZ) Screws

A2 stainless steel dome head



sales@evofas.com

www.evofas.com

Designed For -	Fixing sinusoidal profiled fibrous cement sheets to timber substrates
Head Style -	5/16" hexagonal male socket
Thread Form -	Proprietary coarse thread for timber substrates
Drill point -	Type 17 (Gash point)
Material and grade -	AISI 304/ EN 1.4301/ A2-70 stainless steel
Washer -	BAZ type EPDM sealing washer
Drill Speed -	1,500 - 2,500 RPM



KEY POINTS

- Innovative gash point allows for easy driving through profiled fibrous sheets, as well as CEMSix®/ EuroSix® Big Six® fibre cement roofing sheets.
- A2 stainless steel construction permits excellent corrosion resistance in C1, C2 and C3 corrosion environments.

PRODUCT RANGE/ USABILITY DATA

CODE	SIZE/NOM.LGTH (mm)	BOX	CARTON	WASHER DIA. (mm)	THREAD LGTH. (mm)	RECOMENDED TIMBER EMBEDMENT(mm)
A2SSDH6.3-130-GP	6.3 x 130.0	50	400	BAZ	50.0	35.0



INSULATION RANGE

Designed to securely attach insulation materials. The ranges compatibility with various insulation types and substrates enhances it's versatility.






sales@evofas.com www.evofas.com

Self Drilling Insulation - Phillips

Designed For -	Fixing insulation to steel and timber purlins
Head Style -	Bugle
Drive -	Philips No2
Thread Form -	Intermediate proprietary self tapping thread
Material Grade -	AISI C1022
Coating -	EvoShield 500HR
Recommended Drill Speed -	1,500 - 2,500 RPM



PRODUCT RANGE/ USABILITY DATA

CODE	SIZE/NOM.LGTH (mm)	BOX	CARTON	DRILL CAP. (mm)
IS60	4.8 x 60	200	2,400	0.6-2.0
IS80	4.8 x 80	200	2,400	0.6-2.0
IS100	4.8 x 100	200	2,400	0.6-2.0
IS110	4.8 x 110	200	2,400	0.6-2.0
IS120	4.8 x 120	200	2,400	0.6-2.0
IS130	4.8 x 130	200	2,400	0.6-2.0
IS140	4.8 x 140	200	2,400	0.6-2.0
IS150	4.8 x 150	200	1,600	0.6-2.0
IS160	4.8 x 160	200	1,600	0.6-2.0
IS170	4.8 x 170	200	2,400	0.6-2.0
IS180	4.8 x 180	200	1,600	0.6-2.0
IS190	4.8 x 190	100	800	0.6-2.0
IS200	4.8 x 200	100	800	0.6-2.0
IS220	4.8 x 220	100	800	0.6-2.0
IS240	4.8 x 240	100	800	0.6-2.0
IS260	4.8 x 260	100	600	0.6-2.0
IS280	4.8 x 280	100	600	0.6-2.0
IS300	4.8 x 300	100	600	0.6-2.0

KEY POINTS

- Self drilling point and coarse thread allows optimum performance in steel and timber substrates
- Bugle head allows use with various washer designs
- Evoshield® coating provides greater corrosion resistance over the industry standard

INSULATION CAPACITY
DETAILS ON
PAGE: 133



CARBON
STEEL TEK®
RANGE

BI-METAL TEK®
RANGE

INSULATION
FIXINGS

STRESS
PLATES/
WASHERS

MASONRY
SCREWS
& ANCHORS

DRYWALL
SCREWS

WOODMASTER®
RANGE

ACCESSORIES

SUPPLEMENTARY
INFORMATION



A4 Self-Drilling Insulation Screws Stainless Steel



Tel: +44 (0)141 647 7100 Fax: +44 (0)141 647 5100

Designed For -	Fixing insulation to light gauge steel or timber substrates. Also suitable where dissimilar metals are being used or superior corrosion resistance is required.
Head Style -	Bugle Head
Drive -	Phillips No.2
Thread Form -	Coarse thread (Pitch = 1.8mm (aprox.))
Material Grade -	SAE C1022 Carbon Steel – Drilling point AISI 316/ EN 1.4401 (A4) Stainless Steel – shank and head
Additional Coating -	5µm electroplated Zinc.
Recommended Drill Speed -	1,500 - 2,500 RPM



PRODUCT RANGE/ USABILITY DATA

CODE	SIZE/NOM.LGTH (mm)	BOX	CARTON	DRILL CAP. (mm)
A4IS45	4.8 x 45	100	3,200	0.7-2.0
A4IS60	4.8 x 60	100	3,200	0.7-2.0
A4IS80	4.8 x 80	100	3,200	0.7-2.0
A4IS100	4.8 x 100	100	2,000	0.7-2.0
A4IS120	4.8 x 120	100	2,000	0.7-2.0
A4IS140	4.8 x 140	100	1,600	0.7-2.0
A4IS160	4.8 x 160	100	800	0.7-2.0
A4IS180	4.8 x 180	100	800	0.7-2.0
A4IS200	4.8 x 200	100	800	0.7-2.0
A4IS220	4.8 x 220	100	800	0.7-2.0
A4IS240	4.8 x 240	100	800	0.7-2.0
A4IS260	4.8 x 260	100	800	0.7-2.0
A4IS280	4.8 x 280	100	600	0.7-2.0
A4IS300	4.8 x 300	100	600	0.7-2.0
A4IS360*	4.8 x 360	100	800	0.7-2.0

KEY POINTS

- Bi-metal fasteners have a hardened carbon steel drilling point (SAE C1022) brazed to a stainless steel (AISI 316/ EN 1.4401 (A4)) body and head.
- A4 Corrosion protection to ensure long-term fastener integrity.

INSULATION CAPACITY
DETAILS ON
PAGE: 135

COMING
SOON





Insulation Anchors

Galvanised Insulation Anchors



sales@evofas.com

www.evofas.com



Designed For:	Fixing rigid insulation boards and mineral wool insulation to blockwork, brickwork or concrete substrates in C1 and C2 internal corrosion environments
Head Style:	40mm ØD compression disk
Material Grade:	SAE 1080 carbon steel (non-hardened)/ AISI 304
Coating:	HD Galvanised - Z140 (pursuant to EN 10346)/None
Fire Classification:	A1 (pursuant to EN 13501-1)

INSULATION CAPACITY
DETAILS ON
PAGE: 134

KEY POINTS

- All steel anchor to satisfy fire resistance requirements and building regulations (inc. the Building (Amendment) Regulations 2018)
- Ideal for fixing either rigid foam insulation, extruded insulation or mineral wool insulation to concrete, block or brick substrates
- Large diameter head provides resistance to insulation pull-over
- Easy hammer-in installation

PRODUCT RANGE/ USABILITY DATA

CODE	SIZE (mm)	BOX	HEAD DIA. (mm)	NOM. DIA. (mm)	MIN EMB. (mm)	MIN.PIL. HOLE. DPTH (mm)	MAX.INS THCKS. (mm)
GIA 80	80.0	50	40.0	8.0	50.0	90.0	30
GIA 90	90.0	50	40.0	8.0	50.0	100.0	40
GIA 110	110.0	50	40.0	8.0	50.0	120.0	60
GIA 140	140.0	50	40.0	8.0	50.0	150.0	90
GIA 170	170.0	50	40.0	8.0	50.0	180.0	120
GIA 200	200.0	50	40.0	8.0	50.0	210.0	150
GIA 240	240.0	50	40.0	8.0	50.0	250.0	190
GIW80	80.0	100	N/A	N/A	N/A	N/A	N/A



CARBON
STEEL TEK®
RANGE

BI-METAL TEK®
RANGE

INSULATION
FIXINGS

STRESS
PLATES/
WASHERS

MASONRY
SCREWS
& ANCHORS

DRYWALL
SCREWS

WOODMASTER®
RANGE

ACCESSORIES

SUPPLEMENTARY
INFORMATION



A2 Insulation Anchors

Stainless Steel Insulation Anchors



Tel: +44 (0)141 647 7100 Fax: +44 (0)141 647 5100

Designed For:	Fixing rigid insulation boards and mineral wool insulation to blockwork, brickwork or concrete substrates in C1 and C2 internal corrosion environments.
Head Style:	40mm ØD compression disk
Material Grade:	SAE 1080 spring steel (non-hardened)/ AISI 304 / EN 1.4301/ A2-70 stainless steel
Additional Coating:	AISI 304/ EN 1.4301/ A2-70 stainless steel
Fire Classification:	A1 (pursuant to EN 13501-1)



INSULATION CAPACITY
DETAILS ON
PAGE: 134

KEY POINTS

- All steel anchor to satisfy fire resistance requirements and building regulations (inc. the Building (Amendment) Regulations 2018)
- Ideal for fixing either rigid foam insulation, extruded insulation or mineral wool insulation to concrete, block or brick substrates
- Large diameter head provides resistance to insulation pull-over
- Easy hammer-in installation

PRODUCT RANGE/ USABILITY DATA

CODE	SIZE (mm)	BOX	CARTON	HEAD DIA. (mm)	NOM. DIA. (mm)	MIN EMB. (mm)	MIN.PIL. HOLE. DPTH (mm)	MAX.INS THCKS. (mm)
A2GIA110	110	50	250	40.0	8.0	50.0	60.0	60
A2GIA140	140	50	250	40.0	8.0	50.0	60.0	90
A2GIA170	170	50	250	40.0	8.0	50.0	60.0	120
A2GIA200	200	50	250	40.0	8.0	50.0	60.0	150
A2PIW80	80	100	1,200	N/A	N/A	N/A	N/A	N/A

NEW





Heavy Duty Roofing Screw



sales@evofas.com

www.evofas.com

Designed For:	Fixing insulation and single ply membrane to plywood, timbers, steel decking and concrete. *
Head Style:	Dome Head (Pan)
Drive:	PH3
Thread Form:	Coarse single thread
Material Grade:	AISI C1022
Coating:	500hr Evoshield®
Recommended Drill Speed -	1,500 - 2,500 RPM

** a 5mm pilot hole allows fixing to steel from 1.2 to 2mm, fastener is self piercing in 0.7mm track.

** a 5.15mm Pilot hole is required for concrete. Hole must be 15mm deeper than screw embedment.

INSULATION CAPACITY

DETAILS ON

PAGE: 134

PRODUCT RANGE/ USABILITY DATA

CODE	SIZE/NOM.LGTH (mm)	BOX	CARTON	THREAD LGTH.(mm)
ERS76	6.3 x 76	100	1,400	68.0
ERS100	6.3 x 100	100	1,200	90.0
ERS127	6.3 x 127	100	900	90.0
ERS152	6.3 x 152	100	900	90.0
ERS176	6.3 x 176	50	450	90.0
ERS200	6.3 x 200	50	450	90.0
ERS225	6.3 x 225	50	450	90.0
ERS250	6.3 x 250	50	300	90.0

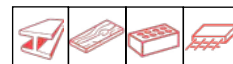
KEY POINTS

- Fixing insulation and single ply membrane to plywood, timbers, steel decking and concrete.**
- For fixing ply and other roofing layers to timber
- Low profile pan head for application versatility
- Washers also available





Panel-Fix Insulation Fixing



Tel: +44 (0)141 647 7100 Fax: +44 (0)141 647 5100

Designed For:	Quick through-fix for insulation boards into masonry/ aerated concrete/ brick/ concrete/ stone
Head Style:	Flat
Shank Material:	Polypropylene
Material Grade:	Thermoplastic Polymer
Colour:	White



PRODUCT RANGE/ USABILITY DATA

CODE	SIZE (mm)	FIXTURE THICKNESS (mm)	BOX	CARTON
EVPF50	8.0 x 50	10.0 - 20.0	500	500
EVPF70	8.0 x 70	10.0 - 40.0	500	500
EVPF90	8.0 x 90	10.0 - 60.0	500	500
EVPF110	8.0 x 110	10.0 - 80.0	500	500
EVPF130	8.0 x 130	10.0 - 100.0	500	500





Stress Plates/Washers

Galvanised / Stainless Steel

sales@evofas.com

www.evofas.com

Designed For: Spreading the loading when fixing membrane, insulation and single ply materials in roofing applications, preventing the material being fastened from pulling over the head of the fastener.

PRODUCT RANGE/ USABILITY DATA

CODE	SIZE (mm)	BOX	CARTON
SPR50	Round 50mm	100	1,500
SPR70	Round 70mm	100	1,500
SPR90	Round 90mm	100	1,000
SP082	Oval 82 x 40mm	100	1,000
SSSPR70	A2 Stainless Steel - Round 70mm	100	1,000
SSSPR8.2-70	A2 Stainless Steel - Round 70mm	100	1,500 NEW

PRODUCT RANGE/ USABILITY DATA

CODE	SIZE (mm)	DIAMETER (mm)	BOX
RW5	5.0 Recess	46.0	500
NEW (ARRIVING 2025) RW17	17.0 Recess	46.0	500
RW18	18.0 Recess	46.0	500
RW65	65.0 Recess	50.0	400
RW105	105.0 Recess	50.0	200
RW165	165.0 Recess	50.0	200
EVPPW50	50.0 polyprop	50.0	1000
ECW60	12.0 Recess	60.0	100

KEY POINTS

- Evolution Insulation retaining washers are used in conjunction with different screw types to secure PIR insulation to timber, steel and masonry.
- All of the washers have a recessed mounting point for the screw head, this ensures that the screw head is well below the surface, reducing cold bridging



Washer 1 - RW5 and RW18

The washers are 46mm upto RW18 and then 50mm upto RW165. The diameter is manufactured from high strength Nylon. Two versions are available, short stem with 5mm recess and long stem with 18mm recess.



Washer 2 - RW165

This product's longer length (50mm diameter) recess allows the fixing to retain the thicker insulation types being used in today's construction industry



Washer 3 - ECW60

The washer head is 60mm in diameter and with its additional sealing cap provides additional cold bridging protection.




DATASHEET



DRAWING

MASONRY RANGE

Designed to provide a secure and hassle-free installation process, eliminating the need for plugs and anchors.



***ARRIVING
THIS YEAR!***



CONCRETE

INSULATION SCREWS

evolution



Concrete Insulation Screw

sales@evofas.com

www.evofas.com

Designed For:	For fixing insulation systems to ceilings
Head Style:	25mm diameter head made of UV-stabilised nylon for enhanced durability.
Drill point:	
Drive:	Torx 30
Material Grade:	Carbon Steel with Zinc plating



KEY POINTS

- Cupped tip
- Easy installation
- Short embedment depth

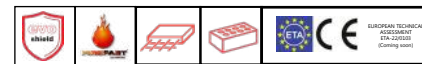
PRODUCT RANGE/ USABILITY DATA

CODE	SIZE/NOM. LGTH (mm)	FIXTURE BUILD-UP (mm)	THREAD LENGTH (mm)	
ICS125	7.3 X 125	85.0	40.0	DUE 2025
ICS150	7.3 X 150	110.0	40.0	DUE 2025
ICS175	7.3 X 175	135.0	40.0	DUE 2025
ICS200	7.3 X 200	160.0	40.0	DUE 2025
ICS250	7.3 X 250	210.0	40.0	DUE 2025





Countersunk Head Self Tapping Masonry Screw



sales@evofas.com

www.evofas.com

Designed For:	Fixing timber battens, trunking, track and general components into concrete and masonry
Head Style:	Countersunk or slotted hex head
Drive bit:	Phillips 2 / Phillips 3
Drill point:	Nail point
Shank Material:	Carbon Steel
Material Grade:	SAE C1022



FIXTURE BUILD-UP
DETAILS ON
PAGE: 136

KEY POINTS

- Head styles - both hex and countersunk types available for application versatility. Precision manufacture ensures stick-fit with countersunk types.
- Aggressive threadform design ensures consistent tapping and superb holding power.
- Fast and simple installation, re-usable, no plugs required.
- 500hr rated Evoshield™ coating gives high performing corrosion protection, setting standards for surface hardness and integrity.
- Non-expansion fixing allows fixing closer to edge of substrate.

PRODUCT RANGE/ USABILITY DATA

CODE	SIZE/NOM. LGTH (mm)	FIXTURE BUILD-UP (mm)	BOX QUANTITY	CARTON
PHILLIPS N0.2				
MSCSK4.8-32-2	4.8 x 32.0	0.0 - 7.0	100	3,200
MSCSK4.8-45-2	4.8 x 45.0	0.0 - 20.0	100	3,200
MSCSK4.8-57-2	4.8 x 57.0	0.0 - 32.0	100	2,400
MSCSK4.8-70-2	4.8 x 70.0	30.0 - 45.0	100	1,400
MSCSK4.8-82-2	4.8 x 82.0	45.0 - 57.0	100	1,400
MSCSK4.8-100-2	4.8 x 100.0	55.0 - 75.0	100	1,400
PHILLIPS N0.3				
MSCSK6.3-32-3	6.3 x 32.0	0.0 - 7.0	100	2,400
MSCSK6.3-45-3	6.3 x 45.0	0.0 - 20.0	100	3,000
MSCSK6.3-57-3	6.3 x 57.0	0.0 - 32.0	100	2,400
MSCSK6.3-70-3	6.3 x 70.0	30.0 - 45.0	100	1,600
MSCSK6.3-82-3	6.3 x 82.0	45.0 - 57.0	100	1,600
MSCSK6.3-100-3	6.3 x 100.0	55.0 - 75.0	100	1,400
MSCSK6.3-125-3	6.3 x 125.0	75.0 - 100.0	100	800
MSCSK6.3-150-3	6.3 x 150.0	100.0 - 125.0	100	800



CARBON
STEEL TEK®
RANGE

BI-METAL TEK®
RANGE

INSULATION
FIXINGS

STRESS
PLATES/
WASHERS

MASONRY
SCREWS
& ANCHORS

DRYWALL
SCREWS

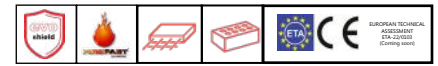
WOODMASTER®
RANGE

ACCESSORIES

SUPPLEMENTARY
INFORMATION




Slotted Head Self Tapping Masonry Screw



Tel: +44 (0)141 647 7100 Fax: +44 (0)141 647 5100

Designed For:	Fixing timber battens, trunking, track and general components into concrete and masonry
Head Style:	Slotted hex head
Drive bit:	5/16 hex slotted hex head
Drill point:	Nail point
Shank Material:	Carbon Steel
Material Grade:	SAE C1022



FIXTURE BUILD-UP
DETAILS ON
PAGE: 136

PRODUCT RANGE/ USABILITY DATA

CODE	SIZE/NOM.LGTH (mm)	FIXTURE BUILD-UP (mm)	BOX QUANTITY	CARTON
Un-Washed				
MSHH6.3-32-516	6.3 x 32.0	0.0 - 7.0	100	3,200
MSHH6.3-45-516	6.3 x 45.0	0.0 - 20.0	100	1,600
MSHH6.3-57-516	6.3 x 57.0	0.0 - 32.0	100	2,400
MSHH6.3-70-516	6.3 x 70.0	30.0 - 45.0	100	1,400
MSHH6.3-82-516	6.3 x 82.0	45.0 - 57.0	100	1,400
MSHH6.3-100-516	6.3 x 100.0	55.0 - 75.0	100	1,200
MSHH6.3-125-516	6.3 x 125.0	75.0 - 100.0	100	1,200
MSHH6.3-140-516	6.3 x 140.0	80.0 - 105.0	100	600
MSHH6.3-160-516	6.3 x 160.0	100.0 - 125.0	100	600
MSHH6.3-180-516	6.3 x 180.0	120.0 - 145.0	50	450
MSHH6.3-200-516	6.3 x 200.0	140.0 - 165.0	50	450
MSHH6.3-230-516	6.3 x 230	170.0 - 185.0	50	300
MSHH6.3-254-516	6.3 x 254.0	190.0 - 215.0	50	300
With Washer				
MSHHW6.3-32-516	6.3 x 32.0	0.0 - 7.0	100	3,200
MSHHW6.3-45-516	6.3 x 45.0	0.0 - 20.0	100	1,600
MSHHW6.3-57-516	6.3 x 57.0	0.0 - 32.0	100	2,400

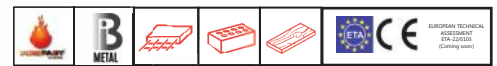
DUE 2025:

MSHH8.0-275-516
MSHH8.0-300-516
MSHH8.0-325-516
MSHH8.0-350-516





A4 Grade Bi-metal™ Masonry Screws



sales@evofas.com

www.evofas.com

Designed For:	Fixing timber battens, trunking, track and general components into concrete, masonry and timber.
Head Style:	5/16" hexagonal head
Drill point:	Type 17
Shank Material:	Bi-Metal™
Material Grade:	AISI 316/ A4
Coating -	5µm electroplated Zinc.

PILOT HOLE DIAMETER - 5.15mm

MINIMUM PILOT HOLE DEPTH - 45.0mm

FIXTURE BUILD-UP
DETAILS ON
PAGE: 137

KEY POINTS

- Carbon steel point and lead thread ensures superior tapping characteristics giving consistent fastening every time.
- Bi-metal fasteners have a hardened carbon steel drill point married to a 316/ Euro A4 grade stainless steel shank and head.
- Aggressive threadform design ensures consistent tapping and holding power.
- Fast and simple installation.
- Non-expansion fixing allows fixing closer to edge of substrate.
- Euro A4 grade stainless washers also available




USED WITH OUR
ENTERPRISE
BRICK-TIE
CHANNEL SYSTEM.
PAGE: 136

PRODUCT RANGE/ USABILITY DATA

CODE	SIZE/NOM.LGTH (mm)	BOX QUANTITY	CARTON	MIN EMBED. DEPTH (mm)	MAX EMBED. DEPTH (mm)	FIXTURE BUILD-UP (mm)
A4HH6.3-32-GP	6.3mm x 32	100	2,400	25.0mm	32.0mm	0.0 - 5.0
A4HH6.3-45-GP	6.3mm x 45	100	2,400	25.0mm	35.0mm	5.0 - 15.0
A4HH6.3-57-GP	6.3mm x 57	100	2,400	25.0mm	45.0mm	15.0 - 27.0
A4HH6.3-70-GP	6.3mm x 70	100	1,000	25.0mm	45.0mm	25.0 - 40.0
A4HH6.3-82-GP	6.3mm x 82	100	1,000	25.0mm	45.0mm	40.0 - 50.0
A4HH6.3-100-GP	6.3mm x 100	100	1,000	25.0mm	45.0mm	50.0 - 70.0
A4HH6.3-125-GP	6.3mm x 125	100	1,000	25.0mm	45.0mm	75.0 - 100.0
A4HH6.3-140-GP	6.3mm x 140	100	1,000	25.0mm	45.0mm	80.0 - 105.0
A4HH6.3-160-GP	6.3mm x 160	100	1,000	25.0mm	45.0mm	95.0-125.0
A4HH6.3-180-GP	6.3mm x 180	100	1,000	25.0mm	45.0mm	120.0 - 145.0
A4HH6.3-200-GP	6.3mm x 200	100	1,000	25.0mm	45.0mm	140.0 - 165.0
A4HH6.3-250-GP	6.3mm x 250	100	1,000	25.0mm	45.0mm	185.0 - 210.0

DUE 2025:

A4HH8.0-275-GP
A4HH8.0-300-GP
A4HH8.0-350-GP



CARBON
STEEL TEK®
RANGE

BI-METAL TEK®
RANGE

INSULATION
FIXINGS

STRESS
PLATES/
WASHERS

MASONRY
SCREWS
& ANCHORS

DRYWALL
SCREWS

WOODMASTER®
RANGE

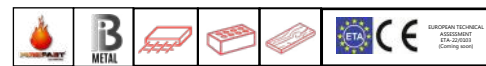
ACCESSORIES

SUPPLEMENTARY
INFORMATION



A4 Masonry CSK Screws

Bi-metal™



Tel: +44 (0)141 647 7100 Fax: +44 (0)141 647 5100

Designed For:	Fixing timber battens, trunking, track and general components into concrete, masonry and timber.
Head Style:	Countersunk
Drill point:	Type 17
Shank Material:	Bi-Metal™
Material Grade:	AISI 316/ A4
Recess Type: (45/57mm)	Phillips 3
Recess Type: (70/82/100mm)	Torx 30
Coating -	5µm electroplated Zinc.



KEY POINTS

PILOT HOLE DIAMETER - 5.15mm

MINIMUM PILOT HOLE DEPTH - 45.0mm

FIXTURE BUILD-UP
DETAILS ON
PAGE: 137

- Non-expansion fastener type makes this product ideal for fixing close to substrate edges.
- Aggressive 60° thread angle and hi-lo proprietary thread form ensures maximum thread engagement is achieved in concrete and masonry substrates.
- Aggressive thread form design ensures consistent tapping and holding power.
- 90° Countersunk head (with Phillips No. 3 female recess or Torx 30) allows for rapid and stable installation using standard non-impacting screwdrivers and non-impact drive bits.

PRODUCT RANGE/ USABILITY DATA

CODE	SIZE/NOM.LGTH (mm)	BOX QUANTITY	CARTON	MIN EMBED. DEPTH (mm)	MAX EMBED. DEPTH (mm)	FIXTURE BUILD-UP (mm)
A4CSK6.3-45-GP	6.3mm x 45	100	1,000	25.0	35.0	5.0 - 10.0
A4CSK6.3-57-GP	6.3mm x 57	100	1,000	25.0	45.0	5.0 - 27.0
A4CSK6.3-70-GP	6.3mm x 70	100	1,000	25.0	45.0	30.0 - 45.0
A4CSK6.3-82-GP	6.3mm x 82	100	1,000	25.0	45.0	45.0 - 57.0
A4CSK6.3-100-GP	6.3mm x 100	100	1,000	25.0	45.0	55.0 - 75.0





Self Tapping Framing Screws With Torx Head



sales@evofas.com

www.evofas.com



Designed For -	Fixing wood, metal or PVCu frames to masonry
Head Style -	Countersunk
Drill point -	Sharp point
Coating:	1,000hr Evoshield®
Thread form -	Single coarse 'V' fluted
Material Grade -	SAE C1022
Drive -	Torx 30

FIXTURE BUILD-UP
DETAILS ON
PAGE: 137

PILOT HOLE DIAMETER - 6.5mm

MINIMUM PILOT HOLE DEPTH - 45.0mm

PRODUCT RANGE/ USABILITY DATA

CODE	SIZE/NOM. LGTH (mm)	BOX QUANTITY	CARTON	MIN. EMBED. DEPTH. (mm)	MAX. EMBED. DEPTH. (mm)	FIXTURE/ BUILD-UP THICKNESS (mm)
STCS42	7.5 x 42	100	1,000	25.0	35.0	3.5 - 17.0
STCS52	7.5 x 52	100	1,000	25.0	35.0	5.0 - 15.0
STCS62	7.5 x 62	100	1,000	25.0	35.0	3.5 - 27.0
STCS72	7.5 x 72	100	1,000	25.0	35.0	3.5 - 37.0
STCS82	7.5 x 82	100	1,000	25.0	35.0	3.5 - 47.0
STCS92	7.5 x 92	100	1,000	25.0	35.0	3.5 - 57.0
STCS102	7.5 x 102	100	1,000	25.0	35.0	3.5 - 67.0
STCS112	7.5 x 112	100	1,000	25.0	35.0	3.5 - 77.0
STCS122	7.5 x 122	50	1,000	25.0	35.0	3.5 - 87.0
STCS132	7.5 x 132	50	1,000	25.0	35.0	3.5 - 97.0
STCS152	7.5 x 152	50	1,000	25.0	35.0	47.0 - 117.0
STCS162	7.5 x 162	50	800	25.0	35.0	47.0 - 127.0
STCS182	7.5 x 182	50	800	25.0	35.0	57.0 - 147.0
STCS202	7.5 x 202	50	800	25.0	35.0	57.0 - 167.0
STCS212	7.5 x 212	50	800	25.0	35.0	57.0 - 177.0
STCS302	7.5 x 302	50	800	25.0	35.0	5.0 - 225.0

KEY POINTS

- A heavy duty self-tapping concrete screw suitable for fixing wood, metal or PVCu frames to masonry.
- Lengths available from 42mm to 212mm
- Torx30 recess provides excellent torsional stability and superior drive characteristics.
- Case hardened carbon steel (C1018) with yellow zinc passivated coating (48hr Rated).
- Non-expansion fixing allows fixing closer to edge of substrate

DUE 2025:

STCS252
STCS272
STCSC232
STCSC252
STCSC272



CARBON
STEEL TEK®
RANGE

BI-METAL TEK®
RANGE

INSULATION
FIXINGS

STRESS
PLATES/
WASHERS

MASONRY
SCREWS
& ANCHORS

DRYWALL
SCREWS

WOODMASTER®
RANGE

ACCESSORIES

SUPPLEMENTARY
INFORMATION



Wirehangers



Tel: +44 (0)141 647 7100 Fax: +44 (0)141 647 5100

Designed For -	Fixing cables/wires in suspended ceiling applications.
Head Style -	Flat
Size -	M6 x 60.0mm
Eye diameter -	6.5mm
Coating -	Clear or Yellow zinc passivated
Shank material -	Carbon steel
Material grade -	AISI C1022
Drill diameter:	6.0mm
Fire tested -	Yes, to EN1364-1

PILOT HOLE DIAMETER - 6.0mm

MINIMUM PILOT HOLE DEPTH - 35.0mm



KEY POINTS

- 6.5mm eye to ensure speed of application when attaching wire.
- Zinc and clear passivated coating.
- Quick and easy installation.

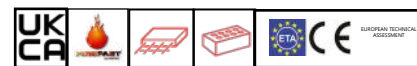
PRODUCT RANGE/ USABILITY DATA

CODE	SIZE (mm)	BOX	CARTON
WH6	6.0 x 60.0	100	2,000





Steel Ceiling Anchors



sales@evofas.com

www.evofas.com

Designed For -	Use with angle brackets in concrete ceilings where regulations dictate all steel anchors should be used for overhead fixings.
Head Style -	Flat
Coating -	Passivated zinc
Material Grade -	AISI C1022
Drill diameter -	6.0mm
Min. drill depth -	30.0mm
Fixture thickness -	5.0mm
Fire tested -	Yes, to EN1364-1



KEY POINTS

- Manufactured from steel with a clear passivated coating
- Time saving application due to pre-assembled nature of anchor
- Quick and easy through fix item
- High retaining power
- Automatic expansion

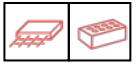
PRODUCT RANGE/ USABILITY DATA

CODE	SIZE (mm)	BOX	CARTON
EVDBZ640	M6 x 40.0	100	2,000
EVDBZ665	M6 x 65.0	100	1,000





ZAMAK® Nail-in Anchor



Tel: +44 (0)141 647 7100

Fax: +44 (0)141 647 5100

Designed For -	Fixing brackets, clips and accessories in a non-structural or fire-resistant capacity
Head Style -	Flat
Shank Material -	Zinc-aluminium alloy
Drill diameter -	6.0mm
Min. drill depth -	35.0mm
Fixture thickness -	5.0mm



KEY POINTS

- Time saving application due to pre-assembled nature of anchor
- Quick and easy through-fix item
- High retaining power
- Non-removable
- Automatic expansion

PRODUCT RANGE/ USABILITY DATA

CODE	SIZE (mm)	DRILL DIA. (mm)	MIN DRILL DEPTH (mm)	BOX	CARTON
AMN640	6.0 x 40.0	6.0	35.0	100	1,000

MUST NOT BE USED FOR STRUCTURAL FIXINGS OR FIRE-RESISTANT FIXINGS



DRYWALL RANGE

Designed to streamline
the installation of drywall,
ensuring quick and secure
attachments.
With features like fine threads
and self drilling, they eliminate
the need for pre drilling.



Super Drywall Screws (Evoshield® Coated)



Tel: +44 (0)141 647 7100 Fax: +44 (0)141 647 5100

Designed For:	Mechanical fastening ¹ of drywall and cementitious boards ² to mild steel structural framing or partitioning systems ³
Head Style:	Bugle head with undercutting ring.
Recess type:	Phillips No. 2 female recess.
Material Grade:	SAE C1020 (hardened > 55 HRC).
Coating:	1,000Hr EvoShield®



KEY POINTS

- Specialist sheet material fastener for internal and exterior use.
- 4.8mm Diameter to allow exterior sheathing boards to be fastened.
- The head gives a very clean cut countersink where paper faced boards in particular can dufer from burring.
- Tested in up to 4.0mm steel.

PRODUCT RANGE/ USABILITY DATA

CODE	SIZE/NOM.LGTH (mm)	BOX	CARTON	DRILL CAP (mm)
EVUTK 4.8-38-3	4.8 x 38	200	2,800	1.2 - 4.0
EVUTK 4.8-50-3	4.8 x 50	100	2,400	1.2 - 4.0
EVUTK 4.8-75-3	4.8 x 75	100	2,400	1.2 - 4.0

COLLATED:

CEVUTK4.8-38-3	4.8 x 38	1,000	10,000	1.2 - 4.0
CEVUTK4.8-50-3	4.8 x 50	1,000	10,000	1.2 - 4.0
CEVUTK4.8-75-3	4.8 x 75	1,000	10,000	1.2 - 4.0

1. Mechanical fasteners pursuant to BS EN 14566: 2008 & A1: 2009,
- 2 Metal components pursuant to BS EN 14195: 2014,
- 3 Gypsum plasterboard pursuant to BS EN 520: 2004 & A1: 2009 and fibre reinforced boards





A2 Grade Bi-metal™ Self-drilling Board Screw



sales@evofas.com www.evofas.com

Designed For:	Fixing cementitious and other dense boards to timber and metal substrates
Head Style:	Double countersunk with nibs
Recess type:	Phillips No. 2
Thread Type:	Hi - Low Thread
Material Grade:	A2 / Carbon Steel/ Bi-metal EN1.4301/SEA304
Effective Thread Length:	Fully Threaded



KEY POINTS

- Countersunk nibs will act to lessen reaction stresses in the substrate material
- Countersunk nibs ensure flush finish even in very dense board environments
- High grade, medium carbon steel (C1022).
A2 Corrosion protection to ensure long-term fastener integrity
- Self-drilling, hi-lo thread for use in track from 0.6 to 2.5mm
- Carbon drill point with A2 Stainless head and body

PRODUCT RANGE/ USABILITY DATA

CODE	SIZE/NOM.LGTH (mm)	BOX	CARTON	DRILL CAP (mm)
BMDW4.8-32	4.8 x 32	200	4,800	0.6-2.5
BMDW4.8-42	4.8 x 42	200	4,800	0.6-2.5
BMDW4.8-50	4.8 x 50	200	4,800	0.6-2.5
BMDW4.8-70	4.8 x 70	200	4,800	0.6-2.5





Board Screws



Tel: +44 (0)141 647 7100 Fax: +44 (0)141 647 5100

Designed For:	Fixing cementitious and other dense boards to timber and metal substrates
Head Style:	Double countersunk with nibs
Recess type:	Phillips No. 2
Thread Type:	Evolution Universal Thread
Material Type:	Carbon Steel
Material Grade:	C1022
Coating:	1,000Hr EvoShield®



KEY POINTS

- Countersunk nibs will act to lessen reaction stresses in the substrate material
- Countersunk nibs ensure flush finish even in very dense board environments
- Self-drilling, hi-lo thread for use in track from 0.6 to 2.5mm

PRODUCT RANGE/ USABILITY DATA

CODE	SIZE/NOM.LGTH (mm)	BOX	CARTON	DRILL CAP (mm)
WHX32	4.2 x 32	200	6,400	0.6-2.5
WHX42	4.2 x 42	200	4,800	0.6-2.5
WHX60	4.2 x 60	200	4,800	0.6-2.5
WHX80	4.2 x 80	200	3,200	0.6-2.5
WHX100	4.2 x 100	200	3,200	0.6-2.5
SPOON POINT:*				
WHL08158	4.2 x 42	200	4,800	0.6-2.5

*For timber but works in light track 0.6 – 1.2mm





Fine Thread Drywall Screws (Zinc)



sales@evofas.com

www.evofas.com

Designed For:	Fixing plasterboard to metal stud up to 1.2mm
Head Style:	Bugle
Drive:	Phillips 2
Drill Point:	Sharp point
Material Grade:	AISI C1022
Coating:	Electro plated zinc
Shank Material:	Carbon steel
Thread Form:	Twin thread, fine



KEY POINTS

- Designed to drill through 0.6mm of steel in 1 second
- Bugle head design for application versatility gives a flush counter-sink with no paper tearing.
- Thread configuration ensures clean, smooth, low torque installation for maximum holding power.
- Manufactured from C1022 grade steel (premium quality) with bright zinc plating

PRODUCT RANGE/ USABILITY DATA

CODE	SIZE/NOM.LGTH (mm)	MAX BOARD THICKNESS (mm)	BOX	CARTON	DRILL CAP (mm)
DWSZ25	3.5 x 25.0	15.0	1,000	10,000	0.6-1.2
DWSZ32	3.5 x 32.0	22.0	1,000	10,000	0.6-1.2
DWSZ38	3.5 x 38.0	28.0	1,000	10,000	0.6-1.2
DWSZ42	3.5 x 42.0	32.0	1,000	10,000	0.6-1.2
DWSZ50	3.5 x 50.0	40.0	1,000	10,000	0.6-1.2
DWSZ65	4.2 x 65.0	55.0	500	5,000	0.6-1.2
DWSZ75	4.2 x 75.0	65.0	500	5,000	0.6-1.2
DWSZ90	4.2 x 90.0	80.0	500	3,000	0.6-1.2
DWSZ100	4.2 x 100.0	90.0	500	3,000	0.6-1.2
DWSZ125	4.8 x 125.0	115.0	250	2,500	0.6-1.2
DWSZ150	4.8 x 150.0	140.0	200	2,000	0.6-1.2





Fine Thread Drywall Screw (Black Phosphate)

Designed For:	Fixing plasterboard to metal stud up to 1.2mm
Head Style:	Bugle
Drive:	Phillips 2
Drill Point:	Sharp point
Material Grade:	AISI C1022
Coating:	Black phosphate
Shank Material:	Carbon steel
Thread Form:	Twin thread, fine



KEY POINTS

- Manufactured from C1018 grade steel (premium quality) with 48 hour salt spray tested black phosphate coating.
- Bugle head design for application versatility gives a flush counter-sink with no paper tearing.
- Thread configuration ensures clean, smooth, low torque installation for maximum holding power.
- Super sharp point dimples steel at point of contact providing wobble-free and therefore quicker installation.

PRODUCT RANGE/ USABILITY DATA

CODE	SIZE/NOM.LGTH (mm)	MAX BOARD THICK- NESS	BOX	CARTON	DRILL CAP (mm)
DWSP25	3.5 x 25.0	15.0	1,000	10,000	0.6-1.2
DWSP32	3.5 x 32.0	22.0	1,000	10,000	0.6-1.2
DWSP35	3.5 x 35.0	25.0	1,000	10,000	0.6-1.2
DWSP38	3.5 x 38.0	28.0	1,000	10,000	0.6-1.2
DWSP42	3.5 x 42.0	32.0	1,000	10,000	0.6-1.2
DWSP45	3.5 x 45.0	35.0	1,000	6,000	0.6-1.2
DWSP50	3.5 x 50.0	40.0	1,000	10,000	0.6-1.2
DWSP55	3.5 x 55.0	45.0	1,000	5,000	0.6-1.2
DWSP65	4.2 x 65.0	55.0	500	5,000	0.6-1.2
DWSP75	4.2 x 75.0	65.0	500	5,000	0.6-1.2
DWSP100	4.2 x 100.0	90.0	500	3,000	0.6-1.2





Bugle Head Self-Drill Drywall Screws



sales@evofas.com

www.evofas.com

Designed For:	Fixing plasterboard to heavier gauge metal section (up to 2.5mm)
Head Style:	Bugle
Drive:	Phillips 2
Drill Point:	Self drill point
Material Grade:	AISI C1022
Coating:	Electro plated zinc
Shank Material:	Carbon steel



KEY POINTS

- Manufactured from C1018 grade steel (premium quality) with 48 hour salt spray tested black phosphate coating.
- Bugle head design for application versatility gives a flush counter-sink with no paper tearing.
- Thread configuration ensures clean, smooth, low torque installation for maximum holding power.
- Super sharp point dimples steel at point of contact providing wobble-free and therefore quicker installation.

PRODUCT RANGE/ USABILITY DATA

CODE	SIZE/NOM.LGTH (mm)	MAX BOARD THICK-NESS (mm)	BOX	CARTON	DRILL CAP (mm)
DWSDZ25	3.5 x 25.0 mm	12.0	1,000	10,000	0.6-2.5
DWSDZ32	3.5 x 32.0 mm	15.0	1,000	10,000	0.6-2.5
DWSDZ38	3.5 x 38.0 mm	20.0	1,000	10,000	0.6-2.5
DWSDZ42	3.5 x 42.0 mm	25.0	1,000	10,000	0.6-2.5
DWSDZ50	3.5 x 50.0 mm	35.0	1,000	10,000	0.6-2.5
DWSDZ65	4.2 x 65.0 mm	50.0	500	5,000	0.6-2.5
DWSDZ75	4.2 x 75.0 mm	60.0	500	5,000	0.6-2.5
DWSDZ90	4.8 x 90.0 mm	75.0	500	3,000	0.6-2.5
DWSDZ100	4.8 x 100.0 mm	85.0	500	3,000	0.6-2.5
DWSDZ125	4.8 x 125.0 mm	110.0	250	2,500	0.6-2.5





Wafer & Pan Head Self-Drill Drywall Screws

Tel: +44 (0)141 647 7100 Fax: +44 (0)141 647 5100

Designed For:	The assembly of drywall track and ceiling track systems
Drive:	Phillips 2
Material Grade:	AISI C1022
Coating:	Electroplated zinc
Shank Material:	Carbon steel
Thread Form:	Single



KEY POINTS

- Deep, stick-fit, Phillips recess, reduces dropped or misaligned screws, providing fast, efficient fastening.
- Thread configuration ensures clean, smooth, low torque installation; fully formed for maximum holding power.
- Case hardened carbon steel.

PRODUCT RANGE/ USABILITY DATA

CODE	SIZE/NOM.LGTH (mm)	WAFER HEAD	PAN HEAD	BOX	CARTON	DRILL CAP (mm)
WHDZ13*	4.2 x 13.0	✓		1,000	10,000	0.6-1.2
WHSSDZ12	4.2 x 12.0	✓		1,000	10,000	0.6-2.5
WHSDZ13*	4.2 x 13.0	✓		1,000	10,000	0.6-2.5
WHSDZ16	4.2 x 16.0	✓		1,000	10,000	0.6-2.5
WHSDZ19	4.2 x 19.0	✓		1,000	10,000	0.6-2.5
WHSDZ25	4.2 x 25.0	✓		1,000	10,000	0.6-2.5
WHSDZ50	4.2 x 50.0	✓		500	5,000	0.6-2.5
PHDZ12*	3.9 x 12.0		✓	1,000	10,000	0.6-2.5
PHSDZ12	3.9 x 12.0		✓	1,000	10,000	0.6-2.5

* Sharp Point





Coarse Thread Drywall Screw (Black Phosphate)



sales@evofas.com

www.evofas.com

Designed For:	Fixing plasterboard to timber
Head Style:	Bugle
Drive:	Phillips 2
Drill Point:	Sharp point
Material Grade:	AISI C1022
Coating:	Black Phosphate
Shank Material:	Carbon steel
Thread Form:	Single



KEY POINTS

- Bugle head design for application versatility gives a flush countersink with no paper tearing.
- Coarse thread screws have nine threads per inch to give greater 'grab' in timber, as opposed to standard drywall screws which have seventeen threads per inch
- Thread configuration ensures rapid advancement when fixing to timber
- 3.5mm coarse thread provides greater hold in timber

PRODUCT RANGE/ USABILITY DATA

CODE	SIZE/NOM.LGTH (mm)	MAX BOARD THICKNESS (mm)	BOX	CARTON
DWSC25	3.5 x 25.0	0 - 9.0	1,000	10,000
DWSC32	3.5 x 32.0	0 - 12.5.0	1,000	10,000
DWSC38	3.5 x 38.0	0 - 15.0	1,000	10,000
DWSC42	3.5 x 42.0	0 - 18.0	1,000	10,000
DWSC50	3.5 x 50.0	0 - 25.0	1,000	10,000
DWSC65	4.2 x 65.0	0 - 40.0	500	5,000
DWSC75	4.2 x 75.0	0 - 50.0	500	5,000
DWSC90	4.8 x 90.0	40 - 65.0	500	3,000
DWSC100	4.8 x 100.0	50 - 75.0	500	3,000
DWSC110	4.8 x 110.0	65 - 85.0	200	2,000
DWSC120	4.8 x 120.0	75 - 95.0	200	2,000
DWSC130	4.8 x 130.0	85 - 105.0	200	2,000
DWSC150	4.8 x 150.0	95 - 125.0	200	2,000
DWSC170	4.8 x 170.0	115 - 145.0	200	1,600





Tough Board Screws



Tel: +44 (0)141 647 7100

Fax: +44 (0)141 647 5100

Designed For:	Fixing dense and hard surfaced boards to both drywall track/ timber base materials
Head Style:	Countersunk with 4 nibs
Drive Bit:	Phillips No. 2
Drill Point:	Sharp point
Material Grade:	SAE C1022 Carbon Steel
Coating:	Black phosphate
Shank material:	Carbon steel
Effective thread length:	Fully threaded



KEY POINTS

- Self-countersinking nibs.
- Reduced width head.
- Suitable for Fermacell.

PRODUCT RANGE/ USABILITY DATA

CODE	SIZE/NOM.LGTH (mm)	BOX	CARTON	DRILL CAP (mm)
F35	3.9 x 35.0	1,000	10,000	0.5-1.2
F45	3.9 x 45.0	1,000	10,000	0.5-1.2
F55	3.9 x 55.0	1,000	10,000	0.5-1.2





Under Cutting Drywall



sales@evofas.com

www.evofas.com

Designed For:	Fixing plasterboards with thick paper fascia to metal studs (0.5mm to 1.0mm) or timber
Head Style:	Undercutting ring
Drive Bit:	Phillips No. 2
Drill Point:	Sharp point
Material Grade:	SAE C1022 carbon steel (hardened min. 55HRC)
Coating:	5µm manganese phosphate
Shank material:	Carbon steel
Thread form:	Fine (twin starting)



KEY POINTS

- Bugle head with undercutting ring for application versatility gives a flush countersink finish with no paper tearing or burring,
- Thread configuration ensures clean, smooth, low torque installation for maximum holding power.
- Super sharp point dimples steel at point of contact; providing wobble-free and quicker installation.

PRODUCT RANGE/ USABILITY DATA

CODE	SIZE/NOM.LGTH (mm)	BOX	CARTON	DRILL CAP (mm)
EVUCD35	3.9 x 35.0	1,000	10,000	0.5-1.2
EVUCD45	3.9 x 45.0	500	7,500	0.5-1.2
COLLATED VERSION				
CDWUC35	3.9 x 35.0mm	1,000	10,000	0.5 - 1.2
CDWUC45	3.9 x 45.0mm	1,000	10,000	0.5 - 1.2



CARBON
STEEL TEK®
RANGE

BI-METAL TEK®
RANGE

INSULATION
FIXINGS

STRESS
PLATES/
WASHERS

MASONRY
SCREWS
& ANCHORS

DRYWALL
SCREWS

WOODMASTER®
RANGE

ACCESSORIES

SUPPLEMENTARY
INFORMATION

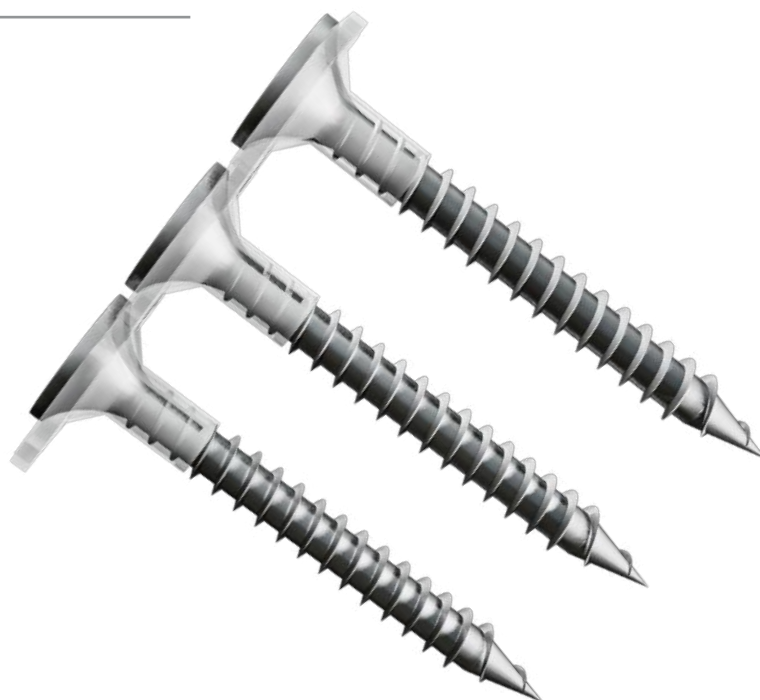


Fine Thread Collated Drywall Screws (Zinc)



Tel: +44 (0)141 647 7100 Fax: +44 (0)141 647 5100

Designed For:	Fixing plasterboard to metal studs of 0.6mm - 1.2mm
Head Style:	Bugle
Drive Bit:	Phillips 2
Drill Point:	Sharp
Material Grade:	AISI C1022
Coating:	Electroplates Zinc
Shank material:	Carbon Steel



KEY POINTS

- Bugle head design for application versatility gives a flush counter-sink with no paper tearing.
- Thread configuration ensures clean, smooth, low torque installation for maximum holding power.
- Manufactured from C1022 grade steel with bright zinc plating to 5µm.

PRODUCT RANGE/ USABILITY DATA

CODE	SIZE/NOM.LGTH (mm)	MAX BOARD THICKNESS (mm)	BOX	CARTON	DRILL CAP (mm)
CDWFZ25	3.5 x 25	15.0	1,000	10,000	0.6-1.2
CDWFZ32	3.5 x 32	22.0	1,000	10,000	0.6-1.2
CDWFZ35	3.5 x 35	25.0	1,000	10,000	0.6-1.2
CDWFZ38	3.5 x 38	28.0	1,000	10,000	0.6-1.2
CDWFZ42	3.5 x 42	32.0	1,000	10,000	0.6-1.2
CDWFZ45	3.5 x 45	35.0	1,000	10,000	0.6-1.2
CDWFZ50	3.5 x 50	40.0	1,000	10,000	0.6-1.2
CDWFZ55	3.5 x 55	45.0	1,000	10,000	0.6-1.2
CDWFZ75	4.2 x 75	65.0	500	5,000	0.6-1.2





sales@evofas.com

www.evofas.com

Fine Thread Collated Drywall Screws (Black Phosphate)

Designed For:	Fixing plasterboard to metal studs of 0.6mm - 1.2mm
Head Style:	Bugle
Drive Bit:	Phillips 2
Drill Point:	Sharp
Material Grade:	AISI C1022
Coating:	Black Phosphate
Shank material:	Carbon Steel
Thread form:	Twin
Effective thread length:	Fully threaded



KEY POINTS

- Bugle head design for application versatility gives a flush countersink with no paper tearing.
- Thread configuration ensures clean, smooth, low torque installation for maximum holding power.
- Manufactured from C1022 grade steel (premium quality).

PRODUCT RANGE/ USABILITY DATA

CODE	SIZE/NOM.LGTH (mm)	MAX BOARD THICKNESS (mm)	BOX	CARTON	DRILL CAP (mm)
CDWFP25	3.5 x 25	15.0	1,000	10,000	0.6-1.2
CDWFP35	3.5 x 35	28.0	1,000	10,000	0.6-1.2
CDWFP42	3.5 x 42	32.0	1,000	10,000	0.6-1.2
CDWFP45	3.5 x 45	35.0	1,000	10,000	0.6-1.2
CDWFP50	3.5 x 50	40.0	1,000	10,000	0.6-1.2
CDWFP55	3.5 x 55	45.0	1,000	10,000	0.6-1.2





Coarse Thread Collated Drywall Screws (Black Phosphate)

Tel: +44 (0)141 647 7100

Fax: +44 (0)141 647 5100

Designed For:	Fixing plasterboard to timber
Head Style:	Bugle
Drive Bit:	Phillips 2
Drill Point:	Sharp point
Material Grade:	AISI C1022
Coating:	Black Phosphate
Shank material:	Carbon Steel
Thread form:	Single
Effective thread length:	Fully threaded



KEY POINTS

- Bugle head design for application versatility gives a flush countersink with no paper tearing.
- Coarse thread screws have nine threads per inch to give greater 'grab' in timber, as opposed to standard drywall screws which have seventeen threads per inch.
- C1018/22 steel with 48 hour salt spray tested black phosphate coating.

PRODUCT RANGE/ USABILITY DATA

CODE	SIZE/NOM.LGTH (mm)	BOX	CARTON	FIXTURE THICKNESS (mm)	DRILL CAP (mm)
CDWCP25	3.5 x 25	1,000	10,000	8.0	0.6-1.2
CDWCP32	3.5 x 32	1,000	10,000	12.0	0.6-1.2
CDWCP35	3.5 x 35	1,000	10,000	13.0	0.6-1.2
CDWCP38	3.5 x 38	1,000	10,000	18.0	0.6-1.2
CDWCP42	3.5 x 42	1,000	10,000	20.0	0.6-1.2
CDWCP45	3.5 x 45	1,000	10,000	22.0	0.6-1.2
CDWCP50	3.5 x 50	1,000	10,000	25.0	0.6-1.2
CDWCP55	3.5 x 55	1,000	10,000	30.0	0.6-1.2
CDWCP65	4.2 x 65	500	5,000	45.0	0.6-1.2
CDWCP75	4.2 x 75	500	5,000	55.0	0.6-1.2





Self-Drill Collated Drywall Screws



sales@evofas.com

www.evofas.com

Designed For:	Fixing plasterboard to heavier gauge drywall track (up to 2.5mm)
Head Style:	Bugle
Drive Bit:	Phillips 2
Drill Point:	Tek 2
Material Grade:	AISI C1022
Coating:	Electroplated zinc / Black Phosphate
Shank material:	Carbon Steel
Fire Tested:	Yes, to EN1364-1
Effective thread length:	Fully threaded



KEY POINTS

- Bugle head design for application versatility gives a flush countersink with no paper tearing.
- Thread configuration ensures clean, smooth, low torque installation for maximum holding power.
- Fixing steel from 0.8mm to 2.5mm

PRODUCT RANGE/ USABILITY DATA

CODE	SIZE/NOM.LGTH (mm)	BOX	CARTON	COATING	FIXTURE THICKNESS (mm)	DRILL CAP (mm)
CDWFDZ25	3.5 x 25.0	1,000	10,000	Zinc	12.0	0.6-2.5
CDWFDZ35	3.5 x 35.0	1,000	10,000	Zinc	20.0	0.6-2.5
CDWFDZ45	3.5 x 45.0	1,000	10,000	Zinc	30.0	0.6-2.5
CDWFDZ50	3.5 x 50.0	1,000	10,000	Zinc	35.0	0.6-2.5
CDWFDZ4.2-65	4.2 x 65.0	500	5,000	Zinc	35.0	0.6-2.5





Collated Tough Board Screws



Tel: +44 (0)141 647 7100

Fax: +44 (0)141 647 5100

Designed For:	Fixing dense and hard boards to track or timber substrates
Head Style:	Reduced cross section countersunk head with undercut nibs
Point Style:	Phillips No. 2
Thread Form:	Twin hi-lo thread
Fastener Material:	Hardened carbon steel (AISI C1022)
Coating:	Black phosphate (approx 48 hours NSST)



KEY POINTS

- Evolution collated Tough Board Screws are designed for use in an interior setting and in a dry environment. They are intended for fixing sheet materials harder than plasterboard, ie dense plasterboards and also to fix wood fibre boards to timber battens and steel up to 0.8mm thick.
- As per all collated screws, Evolution High Low Thread provides superior pull down performance in timber and light track applications. Self countersinking reduced width head, PH2 recess to enable use with standard drywall tooling.

PRODUCT RANGE/ USABILITY DATA

CODE	SIZE/NOM.LGTH (mm)	BOX	CARTON	FIXTURE THICKNESS (mm)	DRILL CAP (mm)
CDWFCP3930**	3.9 x 30.0	1,000	10,000	20.0	0.6-1.2
CDWFCP3945**	3.9 x 45.0	1,000	10,000	35.0	0.6-1.2

** IE Stock only



WOODMASTER[®] RANGE

Our woodscrews are designed for direct assembly in timber construction.

The range includes a variety of sizes and finishes to suit different applications.





WoodMaster® CSK Structural Decking Screw With XDC® Tip



Tel: +44 (0)141 647 7100 Fax: +44 (0)141 647 5100

Designed For -	Fixing timber to timber where a structural fixing is required
Head Style -	Countersunk with nibs
Coating -	1000hr Evoshield®
Material grade -	AISI C1022



KEY POINTS

- Drilling time reduced by upto 80%.
- Torque reduced by upto 50% when compared to type 17 cutting tip used on normal woodscrews and decking screws.
- XDC® tip prevents wood from cracking upon insertion

PRODUCT RANGE/ USABILITY DATA

CODE	SIZE/NOM.LGTH (mm)	BOX	CARTON
SDSCSK100	6.3 x 100.0	100	1,600
SDSCSK125	6.3 x 125.0	100	1,200
SDSCSK150	6.3 x 150.0	100	1,200






Square Drive Collated Flooring Screw



sales@evofas.com

www.evofas.com

Designed For:	Fixing flooring materials to timber.
Drive Bit -	Square
Fastener material -	Hardened carbon steel (AISI C1022)
Coating:	Yellow passivated



KEY POINTS

- Evolution collation consistency eliminates jamming.
- Evolution 'split' threadform design prevents 'jacking' of the material being fixed down.
- Self-countersinking nibs under the head of the screw ensure a flush finish in all materials.
- Square drive ensures positive driving and reduces bit wear.
- Super strong packaging designed for easy stock taking, less damage and wastage on site.

PRODUCT RANGE/ USABILITY DATA

CODE	SIZE/NOM.LGTH (mm)	BOX	CARTON
CFSCYS55	4.2 x 55.0	1,000	10,000
CFSCYS63	4.2 x 63.0	1,000	10,000



CARBON
STEEL TEK®
RANGE

BI-METAL TEK®
RANGE

INSULATION
FIXINGS

STRESS
PLATES/
WASHERS

MASONRY
SCREWS
& ANCHORS

DRYWALL
SCREWS

WOODMASTER®
RANGE

ACCESSORIES

SUPPLEMENTARY
INFORMATION



WoodMaster® Pozi Drive Super Cutter Screws



Tel: +44 (0)141 647 7100 Fax: +44 (0)141 647 5100

PRODUCT RANGE/ USABILITY DATA

Designed For:	Universal fixing to wood, chipboard, MDF, plastic and composites
Head Style -	Double countersunk with nibs
Drive -	Pozi No.2/Pozi No.3
Fastener material -	Carbon steel (C1002 grade)
Coating:	Electroplated zinc with di-chromate passivation
Drill point -	Reduced Tip



CODE	SIZE/NOM.LGTH (mm)	BOX	CARTON
WS3516	3.5 x 16.0	200	15,200
WS3520	3.5 x 20.0	200	15,200
WS3525	3.5 x 25.0	200	15,200
WS3530	3.5 x 30.0	200	15,200
WS3535	3.5 x 35.0	200	9,600
WS3540	3.5 x 40.0	200	6,400
WS3550	3.5 x 50.0	200	6,400
WS4020	4.0 x 20.0	200	6,400
WS4025	4.0 x 25.0	200	15,200
WS4030	4.0 x 30.0	200	9,600
WS4035	4.0 x 35.0	200	4,800
WS4040	4.0 x 40.0	200	6,400
WS4045	4.0 x 45.0	200	6,400
WS4050	4.0 x 50.0	200	6,400
WS4060	4.0 x 60.0	200	4,800
WS4070	4.0 x 70.0	200	4,800
WS4080	4.0 x 80.0	200	6,400
WS5030	5.0 x 30.0	200	6,400
WS5040	5.0 x 40.0	200	4,800
WS5050	5.0 x 50.0	200	4,800
WS5060	5.0 x 60.0	200	3,200
WS5070	5.0 x 70.0	200	3,200
WS5075	5.0 x 75.0	200	3,200
WS5080	5.0 x 80.0	200	3,200
WS5090	5.0 x 90.0	200	3,200
WS50100	5.0 x 100.0	100	2,400
WS6050	6.0 x 50.0	200	3,200
WS6060	6.0 x 60.0	200	2,400
WS6070	6.0 x 70.0	200	2,400
WS6080	6.0 x 80.0	200	2,400
WS60100	6.0 x 100.0	100	2,400
WS60120	6.0 x 120.0	100	1,600
WS60150	6.0 x 150.0	100	1,200
WS60180	6.0 x 180.0	100	800
WS60200	6.0 x 200.0	100	800





A2 WoodMaster® Stainless Structural Decking Screws



sales@evofas.com

www.evofas.com

Designed For:	Fixing timber to timber where a structural fixing is required.
Head Style -	8mm Hex Head
Thread form -	Coarse thread
Material Grade -	A2 Stainless Steel
Coating -	Electroplated Zinc
Drill point:	Type 17



KEY POINTS

- A2 stainless steel for enhanced corrosion resistance.
- Aggressive coarse thread ensures highest possible withdrawal resistance.
- Type 17 cutting point grabs on contact, provides rapid advancement and means there is no need to pre-drill*.
- Delivers power tapping capability in all woods and new generation wood composites

PRODUCT RANGE/ USABILITY DATA

CODE	SIZE/NOM.LGTH (mm)	BOX	CARTON
A2SDSFHC90	6.3 x 90.0	100	1,200
A2SDSFHC100	6.3 x 100.0	100	1,200
A2SDSFHC150	6.3 x 150.0	100	1,000
A2SDSFHC200	6.3 x 200.0	50	400

*Particularly dense woods may need pilot hole.



CARBON
STEEL TEK®
RANGE

BI-METAL TEK®
RANGE

INSULATION
FIXINGS

STRESS
PLATES/
WASHERS

MASONRY
SCREWS
& ANCHORS

DRYWALL
SCREWS

WOODMASTER®
RANGE

ACCESSORIES

SUPPLEMENTARY
INFORMATION



A2 WoodMaster® Super Cutter Screws

A2 grade Stainless Steel



Tel: +44 (0)141 647 7100 Fax: +44 (0)141 647 5100

Designed For -	Universal fixing to wood, chipboard, MDF, plastics and composites where a stainless steel version is required
Head Style -	Double countersunk with nibs
Shank material -	Stainless steel
Drive -	Pozi No.2/Pozi No.3
Material grade -	AISI 304/ EN 1.4301 (A2)



PRODUCT RANGE/ USABILITY DATA

CODE	SIZE/NOM.LGTH (mm)	BOX	CARTON
A2WS4040	4.0 x 40.0	200	6,400
A2WS4050	4.0 x 50.0	200	6,400
A2WS4070	4.0 x 70.0	200	4,800
A2WS5040	5.0 x 40.0	200	4,800
A2WS5050	5.0 x 50.0	200	4,800
A2WS5060	5.0 x 60.0	200	3,200
A2WS5070	5.0 x 70.0	200	3,200
A2WS5090	5.0 x 90.0	200	3,200
A2WS50100	5.0 x 100.0	100	2,400
A2WS6080	6.0 x 80.0	200	2,400
A2WS60100	6.0 x 100.0	100	2,400
A2WS60120	6.0 x 120.0	100	1,600

KEY POINTS

- Double countersunk head, improves neck strength reducing head shearing in high torque applications.
- Nibs, enables smooth self-countersinking in both timber and sheet material applications.

The nibs cut the wood surface, trimming from the edge of the drilled hole and screw is driven home flush to the wood surface every time.
- The helically fluted milling thread clears drilling debris and reduces driving torque.
- High quality aggressive threadform improves penetration and reduces driving torque.





A4 WoodMaster® Super Cutter Screws

A4 grade Stainless Steel



sales@evofas.com

www.evofas.com

Designed For:	Universal fixing to wood, chipboard, MDF, plastics and composites where a stainless steel version is required
Head Style -	Double countersunk with nibs
Shank material -	Stainless steel
Material grade -	AISI316 (A4)/ EN 1.4401



KEY POINTS

- Double countersunk head, improves neck strength reducing head shearing in high torque applications.
- Nibs, enables smooth self-countersinking in both timber and sheet material applications.

The nibs cut the wood surface, trimming from the edge of the drilled hole and screw is driven home flush to the wood surface every time.

- The helically fluted milling thread clears drilling debris and reduces driving torque.
- High quality aggressive threadform improves penetration and reduces driving torque.

PRODUCT RANGE/ USABILITY DATA

CODE	SIZE/NOM.LGTH (mm)	BOX	CARTON
A4WS4040	4.0 x 40.0	200	6,400
A4WS4050	4.0 x 50.0	200	6,400
A4WS4070	4.0 x 70.0	200	4,800
A4WS5040	5.0 x 40.0	200	4,800
A4WS5050	5.0 x 50.0	200	4,800
A4WS5060	5.0 x 60.0	200	3,200
A4WS5070	5.0 x 70.0	200	3,200
A4WS5090	5.0 x 90.0	200	3,200
A4WS50100	5.0 x 100.0	100	2,400
A4WS60100	6.0 x 100.0	100	2,400
A4WS60120	6.0 x 120.0	100	1,600



CARBON
STEEL TEK®
RANGE

BI-METAL TEK®
RANGE

INSULATION
FIXINGS

STRESS
PLATES/
WASHERS

MASONRY
SCREWS
& ANCHORS

DRYWALL
SCREWS

WOODMASTER®
RANGE

ACCESSORIES

SUPPLEMENTARY
INFORMATION



Designed For:	Fixing structural timber components
Coating -	Electroplated zinc with di-chromate passivation
Material -	Carbon Steel
Material grade -	SAE C1022
Drive -	Torx 40
Drill point -	Type 17



PRODUCT RANGE/ USABILITY DATA

CODE	SIZE/NOM.LGTH (mm)	BOX	CARTON
BB880	8.0 x 80.0	100	800
BB890	8.0 x 90.0	50	600
BB8100	8.0 x 100.0	50	600
BB8120	8.0 x 120.0	50	600
BB8140	8.0 x 140.0	50	400
BB8160	8.0 x 160.0	50	400
BB8180	8.0 x 180.0	50	400
BB8200	8.0 x 200.0	50	400
BB8220	8.0 x 220.0	50	400
BB8240	8.0 x 240.0	50	300
BB8260	8.0 x 260.0	50	300
BB8280	8.0 x 280.0	50	300
BB8300	8.0 x 300.0	50	300

*Particularly dense woods may need pilot hole.

KEY POINTS


- Overlapping Flange Washer head gives advantage of better tightening of connections and higher supporting forces.
- Type 17 cutting point considerably reduces screw-in torque and mitigates against timber splitting,
- Partial threading allows for firm tightening of the upper fixture layer.
- Torx recess provides secure grip, reduces cam-out effect and provides optimal force transmission.





WoodMaster® Decking Screws

Evoshield Coating/A4 Stainless Steel



Tel: +44 (0)141 647 7100

Fax: +44 (0)141 647 5100

Designed For -	Fixing Timber Decking And Fencing
Head Style -	Countersunk with nibs
Shank material -	Carbon Steel/Stainless Steel
Material grade -	AISI C1022/AISI316
Drill point -	Type 17



KEY POINTS

- Flat head, c/w reaming nibs, gives a flush, clean, attractive countersink that locks the screw in tight.
- Deep coarse thread configuration ensures low-torque installation, with exceptional draw down, for maximum holding power.
- Stick-fit, square socket recess, reduces dropped or mis-aligned screws, providing fast, efficient fastening.
- Type 17 cutting point, grabs on contact, provides rapid advancement and means there is no need to pre-drill*.
- Delivers power tapping capability in all woods and new generation wood composites.

PRODUCT RANGE/ USABILITY DATA

CODE	SIZE/NOM.LGTH (mm)	BOX	CARTON
Evoshield Coating			
DSFHC50	4.2 x 50.0	200	6,000
DSFHC63	4.2 x 63.0	200	6,000
DSFHC75	4.2 x 75.0	200	3,200
A4 Grade Stainless Steel			
DS-A4-50	4.2 x 50.0	200	6,000
DS-A4-63	4.2 x 63.0	200	6,000
DS-A4-75	4.2 x 75.0	200	3,200



DATASHEET



DRAWING



DATASHEET



DRAWING

CARBON
STEEL TEK®
RANGE

BI-METAL TEK®
RANGE

INSULATION
FIXINGS

STRESS
PLATES/
WASHERS

MASONRY
SCREWS
& ANCHORS

DRYWALL
SCREWS

WOODMASTER®
RANGE

ACCESSORIES

SUPPLEMENTARY
INFORMATION



WoodMaster® Structural Decking Screws



sales@evofas.com www.evofas.com

Designed For:	Fixing timber to timber where a structural fixing is required.
Head Style -	8mm Hex Head
Thread form -	Coarse thread
Coating -	Evoshield 1000hr
Drill point:	Type 17



PRODUCT RANGE/ USABILITY DATA


CODE	SIZE/NOM.LGTH (mm)	BOX	CARTON
SDSFHC65	6.3 x 65.0	100	1,200
SDSFHC75	6.3 x 75.0	100	1,200
SDSFHC90	6.3 x 90.0	100	1,200
SDSFHC100	6.3 x 100.0	100	1,200
SDSFHC125	6.3 x 125.0	100	1,000
SDSFHC150	6.3 x 150.0	100	1,000
SDSFHC200	6.3 x 200.0	50	400
SDSFHC250	6.3 x 250.0	50	900
SDSFHC300	6.3 x 300.0	50	300
SDSFHC350	6.3 x 350.0	50	150
SDSFHC400	6.3 x 400.0	50	150

KEY POINTS

- 1000Hr Salt Spray Rated, ACQ compatible anti-corrosion coating to stand up to the rigours of UK weathering.
- Aggressive coarse thread ensures highest possible withdrawal resistance.
- Type 17 cutting point grabs on contact, provides rapid advancement and means there is no need to pre-drill*.
- Delivers power tapping capability in all woods and new generation wood composites.



ACCESSORIES





Stainless Steel Compression Sleeves

Tel: +44 (0)141 647 7100 Fax: +44 (0)141 647 5100

Designed For:	Compression sleeves are designed to ensure that the stability of the insulation is maintained by preventing the channel deflecting or compressing the insulation.
Coating -	None
Material -	Stainless Steel
Material grade -	A2 (EN 1.4301 / SAE 304)
External Diameter -	10mm
Internal Diameter -	9mm

PRODUCT RANGE/ USABILITY DATA

CODE	SIZE (mm)	BOX	CARTON	
SSCS10-50	10.0 x 50.0	100	1,200	
SSCS10-60	10.0 x 60.0	100	1,200	
SSCS10-75	10.0 x 75.0	100	1,200	
SSCS10-80	10.0 x 80.0	100	1,200	
SSCS10-90	10.0 x 90.0	100	1,200	
SSCS10-100	10.0 x 100.0	100	1,200	
SSCS10-110	10.0 x 100.0	100	1,200	
SSCS10-120	10.0 x 120.0	100	1,200	
SSCS10-125	10.0 x 125.0	100	1,200	
SSCS10-130	10.0 x 130.0	100	1,200	
SSCS10-135	10.0 x 135.0	100	1,200	
SSCS10-140	10.0 x 140.0	100	1,200	NEW
SSCS10-150	10.0 x 150.0	100	1,200	
SSCS10-160	10.0 x 160.0	100	1,200	
SSCS10-170	10.0 x 170.0	100	800	
SSCS10-175	10.0 x 175.0	100	1,200	
SSCS10-180	10.0 x 180.0	100	800	
SSCS10-200	10.0 x 200.0	100	800	NEW
SSCS10-220	10.0 x 220.0	100	800	NEW
SSCS10-230	10.0 x 230.0	100	800	NEW
SSCS10-240	10.0 x 240.0	100	800	NEW

KEY POINTS

- To avoid the negative effects of deformation of the insulation battens, boards and panels, Evolution recommends using a stainless-steel compression sleeve
- When using semi-rigid, flexible or compressible insulation, Evolution® recommends using a stainless-steel compression sleeve which corresponds to the thickness of the insulation specified.



APPLICATION GUIDE
DETAILS ON
PAGE: 135-137





Washers

sales@evofas.com

www.evofas.com

Designed For:	Use with Evolution tek screws for application versatility
Material -	Galvanized steel/ Stainless Steel

GALVANIZED STEEL



Integrated 16mm ØD weather sealing washer constructed of a 3.0mm EPDM gasket bonded to a galvanised steel compression plate.

PRODUCT RANGE/ USABILITY DATA

STAINLESS STEEL

CODE	SIZE (mm)	BOX
Galvanized steel		
BW16	16 x 3.0	1,000
BW19	19 x 3.0	1,000
A2/A4 Stainless steel		
SS12(A2)	12 x 3.0	100
SS16(A4)	16 x 3.0	100



AISI 304/ EN 1.4301 (A2/A4) stainless steel washers for use in conjunction with Evolution® screws.

KEY POINTS

- 5mm diameter clearance hole - accepts up to 6.3mm diameter screws.
- 3mm EPDM (Ethylene Propylene Diene Monomer) vulcanised rubber sealant ring for weather-proofing.






Bit Holders

Magnetic Bit Holder

Tel: +44 (0)141 647 7100 Fax: +44 (0)141 647 5100



PRODUCT RANGE

CODE	SIZE (mm)	BOX
MB1060	10 x 60.0	1

Acoustic Brackets

Designed For:	Use with timber joist ceilings, floors and ceiling systems for increased acoustic performance
Colour -	Silver Grey
Coating -	Electroplated Zinc



PRODUCT RANGE

CODE	SIZE (mm)	BOX
EVAB1	70.0	100
EVAB35	35.0	100

KEY POINTS

- Tough hangers used with timber joist ceilings/floors and ceiling systems for increased acoustic performance.

PRODUCT RANGE

CODE	SIZE (mm)	BOX	
EGL2BRA	29.5 x 195mm	100	NEW
EGL9BRA	29.5 x 295mm	100	NEW

KEY POINTS

- Bracket is made from strong and durable galvanized steel, and is pre-drilled for quick and easy installation.
- The system is suitable for use in both domestic and commercial settings, and is a cost-effective and efficient way to create a new wall lining for an existing masonry wall.



Steel Pressed Bracket

Designed For:	Designed to create a cavity between a plasterboard lining and an existing masonry wall. This cavity can be used to accommodate insulation, services, or simply to provide a level and true surface for the plasterboard lining.
---------------	---





PRODUCT RANGE

CODE	SIZE (mm)	BOX
MS5/16	5/16" x 45.0	1
MES5/16	5/16" x 65.0	1

KEY POINTS

- Professional nut driver, used to drive 5/16" hexagonal headed screws, bolts and nuts.
- 65mm long shank fitting.
- Integral magnet to hold fastener in-position and reduce wobble on installation.

Non Magnetic 5/16" (8mm) Hex Nut Driver

For Stainless Steel



PRODUCT RANGE

CODE	SIZE (mm)	BOX
SES5/16	5/16" x 45.0	1

KEY POINTS

- Spring clip socket holder retains screw/fixing firmly in place for ease of use.
- Used for the driving of non-ferrous fasteners, without attracting swarf and waste from job.





Universal Drive Bits

Tel: +44 (0)141 647 7100

Fax: +44 (0)141 647 5100

PRODUCT RANGE

CODE	DESCRIPTION	SIZE
DSP25	Drywall Screw drive bit	25mm
SQD25	#2 Square Drive	25mm
T25	Torx Bit S2	T25 x 25mm
DT3025	Torx Bit S2	T30 x 25mm
PH2M157*	Philips 2 Extended Drywall Bit	5 x 157mm
R2M141*	No 2 Square Extended Bit	5 x 141mm
PH2150	PH Drill Insert Bit	150mm

*Suitable for use with Makita tooling



PGM® Certified SDS Plus Drill Bits

Designed For:	Rapid drilling of holes in masonry
Drive Bit -	SDS Plus



PRODUCT RANGE

CODE	SIZE (mm)	BOX
SDSH6110	6.0 x 110.0	50

KEY POINTS

- Extended life: typically last 33% longer than our standard SDS Plus.
- Higher performance with faster drill speed.
- Each drill is stamped with the PGM® inspection mark.
- Supplied in individual plastic sleeves for easy display





SDS Plus Drill Bits

sales@evofas.com

www.evofas.com

Designed For:	Rapid drilling of holes in masonry
Drive Bit -	SDS Plus

PRODUCT RANGE

CODE	SIZE (mm)	WORKING LENGTH	CARTON
Hex Shank Drive			
SDS435180*	4.35 x 180.0	100.0	50
SDSH515180*	5.15 x 180.0	100.0	50
SDS515205*	5.15 x 205.0	125.0	50
SDS515310*	5.15 x 310.0	230.0	50
SDS515320	5.15 x 320.0	320.0	50

KEY POINTS

- Designed for use with 4.8mm and 6.3mm Ø Masonry Screws*
- Supplied on individual hangers for easy display.
- Twin fluted.

CODE	SIZE	WORKING LENGTH
SDS5110	5.0 x 110.0	100 mm
SDS5160	5.0 x 160.0	100 mm
SDS55110	5.5 x 110.0	50 mm
SDS55160	5.5 x 160.0	100 mm
SDS55320	5.5 x 320.0	300 mm
SDS6110	6.0 x 110.0	50 mm
SDS6160	6.0 x 160.0	100 mm
SDS6210	6.0 x 210.0	150 mm
SDS6260	6.0 x 260.0	200 mm
SDS65110	6.5 x 110.0	50 mm
SDS65160	6.5 x 160.0	100 mm
SDS65210	6.5 x 210.0	150 mm
SDS65260	6.5 x 260.0	200 mm
SDS65310	6.5 x 310.0	250 mm
SDS7160	7.0 x 160.0	100 mm
SDS7260	7.0 x 260.0	200 mm
SDS8110	8.0 x 110.0	50 mm
SDS8160	8.0 x 160.0	100 mm
SDS8210	8.0 x 210.0	150 mm
SDS8260	8.0 x 260.0	200 mm
SDS10160	10.0 x 160.0	100 mm
SDS10210	10.0 x 210.0	150 mm
SDS10260	10.0 x 260.0	200 mm
SDS10460	10.0 x 460.0	400 mm
SDS12160	12.0 x 160.0	100 mm
SDS12210	12.0 x 210.0	150 mm
SDS12260	12.0 x 260.0	200 mm
SDS12460	12.0 x 460.0	400 mm
SDS14260	14.0 x 260.0	200 mm
SDS14460	14.0 x 460.0	400 mm
SDS16260	16.0 x 260.0	200 mm
SDS16460	16.0 x 460.0	400 mm
SDS18260	18.0 x 260.0	200 mm
SDS18460	18.0 x 460.0	400 mm
SDS20260	20.0 x 260.0	200 mm
SDS20460	20.0 x 460.0	40 mm





100mm CHANNEL TIES FOR 25/14 CHANNEL

Designed For:	Wall ties are available in various lengths to suit open cavities from 35mm to 259mm. They are located in the channel by rotating through 90 degrees and can be easily moved to the required position where they are built into the masonry bed joint.
Coating -	Grade 316 stainless steel is available on request for high corrosion areas

PRODUCT RANGE

CODE	SIZE (mm)	BOX	
ESCHT-100	100mm	250	NEW
ESCHT-125	125mm	250	NEW
ESCHT-150	150mm	250	NEW
ESCHT-175	175mm	250	NEW
ESCHT-200	200mm	250	NEW
ESCHT-225	225mm	250	NEW
ESCHT-250	250mm	250	NEW
ESCHT-275	275mm	250	NEW
ESCHT-300	300mm	250	NEW



KEY POINTS

- Recommended Wall Tie and Fixing Screw Vertical Centres, based on 25/14 Channel at 600mm Horizontal Centres.
- The steel frame channel system is designed to tie brickwork to steel studding. self-drill / self-tap screws fix through the channel and insulation into the steel studding.
- Positioned within the channel by rotating them 90° and can be effortlessly adjusted to the desired location, where they are then securely integrated into the masonry bed joint.



Further information at:
www.enterprisesystem.co.uk



USED WITH OUR
ENTERPRISE
BRICK-TIE
CHANNEL SYSTEM.
PAGE: 136



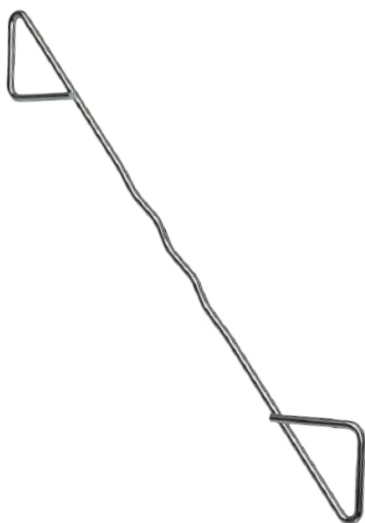
CARBON STEEL TEK® RANGE	BI-METAL TEK® RANGE	INSULATION FIXINGS	STRESS PLATES/ WASHERS	MASONRY SCREWS & ANCHORS	DRYWALL SCREWS	WOODMASTER® RANGE	ACCESSORIES	SUPPLEMENTARY INFORMATION
-------------------------------	------------------------	-----------------------	------------------------------	--------------------------------	-------------------	----------------------	-------------	------------------------------



LIGHT DUTY STANDARD WALL-TIE

Designed For: Designed for cavities ranging from 50mm to 150mm, this system is ideal for constructing residential properties up to 10 metres in height. Please note that altitude and wind speed limitations may apply.

Material: Manufactured from grade 304 stainless steel.



PRODUCT RANGE

CODE	SIZE (mm)	PACK	
WTW4-200	200mm	250	NEW
WTW4-225	225mm	250	NEW
WTW4-250	250mm	250	NEW
WTW4-275	275mm	250	NEW

KEY POINTS

- Tangle free design
- Multidrip feature to prevent moisture travelling across the cavity, it can be installed either way up.

PRODUCT RANGE

CODE	SIZE (mm)	BAG	
IRD	250	1000	NEW

KEY POINTS

- Will fit most wall ties available from leading wall tie manufacturers
- Suitable for both fibre and rigid slab insulation
- Firm grip design that will not move on the wall tie



INSULATION RETENTION DISC

Designed For: A universal insulation retaining disc to suit most styles and sizes of wall tie

Colour: Black



USABILITY DATA INDEX.



TIMBER CAPACITY (WINGDRILL)

CARBON STEEL




TSTF TEK 3 PAGE

TIMBER CAPACITY

TSTF4.2-38-3	5.0-20.0mm
TSTF4.8-38-3	5.0-20.0mm
TSTF4.8-45-3	5.0-28.0mm
TSTF5.5-38-3	5.0-18.0mm
TSTF5.5-50-3	5.0-30.0mm
TSTF5.5-62-3	5.0-42.0mm
TSTF5.5-80-3	25.0-60.0mm
TSTF5.5-100-3	45.0-80.0mm
TSTF5.5-120-3	50.0-100.0mm
TSTF5.5-150-3	55.0-130.0mm
TSTF 5.5-180-3	85.0-160.0mm
TSTF 5.5-200-3	105.0-180.0mm
TSTF 5.5-235-3	140.0-215.0mm

CARBON STEEL



TSTF TEK 5 PAGE

TIMBER CAPACITY

TSTF5.5-42-5	5.0-7.0mm
TSTF5.5-65-5	5.0-30.0mm
TSTF5.5-85-5	25.0-50.0mm
TSTF5.5-100-5	40.0-65.0mm
TSTF5.5-110-5	35.0-75.0mm
TSTF5.5-135-5	60.0-100.0mm
TSTF5.5-150-5	50.0-115.0mm
TSTF5.5-180-5	80.0-145.0mm

STAINLESS STEEL



TSTF TEK 7 PAGE

TIMBER CAPACITY

TSTF5.5-73-7	10.0 – 25.0mm
TSTF5.5-93-7	20.0 – 45.0mm
TSTF5.5-118-7	45.0 – 70.0mm
TSTF5.5-143-7	55.0 – 95.0mm

STAINLESS STEEL



BMWD TEK 3 PAGE

TIMBER CAPACITY

BMWD4.8-38-3	5.0 - 20.0mm
BMWD5.5-38-3	5.0 – 18.0mm
BMWD5.5-50-3	5.0 – 30.0mm
BMWD5.5-62-3	5.0 – 42.0mm
BMWD5.5-80-3	25.0 – 60.0mm
BMWD5.5-100-3	45.0 – 80.0mm
BMWD5.5-120-3	50.0 – 100.0mm

STAINLESS STEEL



BMWD TEK 5 PAGE


TIMBER CAPACITY

BMWD5.5-65-5	5.0 – 30.0mm
BMWD5.5-85-5	25.0 – 50.0mm
BMWD5.5-110-5	40.0 – 75.0mm
BMWD5.5-135-5	65.0 – 100.0mm



INSULATION CAPACITY (COMPOSITE PANEL)

CARBON STEEL



TSBWHT (LIGHT SECTIONS)	WASHER DIAMETER	COMBINED INSULATION THICKNESS RANGE
TSBWHT5.5-80-3	16	25.0 – 65.0
TSBWHT19-5.5-80-3	19	25.0 – 65.0
TSBWHT5.5-105-3	16	50.0 – 90.0
TSBWHT19-5.5-105-3	19	50.0 – 90.0
TSBWHT5.5-115-3	16	40.0 – 100.0
TSHWHT5.5-135-3	-	60.0 – 120.0
TSBWHT12-5.5-135-3	12	60.0 – 120.0
TSBWHT5.5-135-3	16	60.0 – 120.0
TSBWHT19-5.5-135-3	19	60.0 – 120.0
TSHWHT5.5-150-3	-	75.0 – 135.0
TSBWHT12-5.5-150-3	12	75.0 – 135.0
TSBWHT5.5-150-3	16	75.0 – 135.0
TSBWHT19-5.5-150-3	19	75.0 – 135.0
TSBWHT5.5-165-3	16	90.0 – 150.0
TSHWHT5.5-185-3	-	110.0 – 170.0
TSBWHT12-5.5-185-3	12	110.0 – 170.0
TSBWHT5.5-185-3	16	110.0 – 170.0
TSBWHT19-5.5-185-3	19	110.0 – 170.0
TSBWHT5.5-200-3	16	125.0 – 185.0
TSBWHT19-5.5-200-3	19	125.0 – 185.0
TSBWHT19-5.5-225-3	19	150.0 – 210.0
TSBWHT19-5.5-240-3	19	165.0 – 225.0
TSBWHT19-5.5-275-3	19	200.0 – 260.0
TSBWHT19-5.5-300-3	19	225.0 – 285.0

CARBON STEEL



TSBWHT (HEAVY SECTIONS)	WASHER DIAMETER	COMBINED INSULATION THICKNESS RANGE
TSBWHT5.5-85-5	16	30.0 – 45.0
TSBWHT5.5-105-5	16	50.0 – 65.0
TSBWHT5.5-125-5	16	50.0 – 85.0
TSBWHT5.5-150-5	16	75.0 – 110.0
TSBWHT19-5.5-185-5	19	110.0 – 145.0
TSBWHT19-5.5-235-5	19	160.0 – 195.0
TSBWHT19-5.5-260-5	19	185.0 – 220.0

Evolution Fasteners takes pride in its commitment to customer satisfaction and ensures that its technical team is always readily available to provide invaluable support.

When it comes to specifying products, the company's technical experts are just a call or email away, offering free technical support to assist customers in navigating the intricacies of product selection and application.

Whether it's addressing inquiries about specific fasteners, understanding installation requirements, or providing insights into optimal usage scenarios, the dedicated technical team at Evolution Fasteners is poised to share their expertise.

E: technical@evofas.com
T: +44 (0)141 647 7100





STAINLESS STEEL

TEK 3 RANGE (LIGHT SECTIONS)


WASHER DIAMETER

COMBINED INSULATION THICKNESS RANGE

BMTSBWHT5.5-80-3	16	25.0 – 60.0mm
BMHT12-5.5-105-3	12	50.0 – 85.0mm
BMTSBWHT5.5-105-3	16	50.0 – 85.0mm
A4BMHT105-3	16	50.0 – 85.0mm
BMTSBWHT5.5-115-3	16	40.0 – 95.0
A2BMHT-5.5-125-3	-	50.0 – 105.0
A2BMHT-5.5-135-3	-	60.0 – 115.0
BMHT12-5.5-135-3	12	60.0 – 115.0
BMTSBWHT5.5-135-3	16	60.0 – 115.0
A4BMHT5.5-135-3	16	60.0 – 115.0
A2BMHT-5.5-150-3	-	75.0 – 130.0
BMTSBWHT5.5-150-3	16	75.0 – 130.0
A4BMHT5.5-150-3	16	75.0 – 130.0
A4BMHT19-5.5-150-3	19	75.0 – 130.0
BMTSBWHT16-5.5-165-3	16	90.0 – 145.0
A2BMHT-5.5-185-3	-	110.0 – 165.0
BMHT12-5.5-185-3	12	110.0 – 165.0
BMTSBWHT16-5.5-185-3	16	110.0 – 165.0
BMTSBWHT5.5-185-3	19	110.0 – 165.0
A4BMHT5.5-185-3	19	110.0 – 165.0
BMHT12-5.5-200-3	12	125.0 – 180.0
BMTSBWHT16-5.5-200-3	16	125.0 – 180.0
BMTSBWHT5.5-200-3	19	125.0 – 180.0
BMHT12-5.5-225-3	12	150.0 – 205.0
BMTSBWHT16-5.5-225-3	16	150.0 – 205.0
BMHT12-5.5-235-3	12	160.0 – 215.0
BMTSBWHT5.5-235-3	19	160.0 – 215.0
BMHT12-5.5-265-3	12	190.0 – 245.0

BMHT12-5.5-275-3	12	200.0 – 255.0
BMTSBWHT5.5-275-3	19	200.0 – 255.0
BMHT12-5.5-300-3	12	225.0 – 280.0

STAINLESS STEEL




TEK 5 RANGE (HEAVY SECTIONS)

WASHER DIAMETER

COMBINED INSULATION THICKNESS RANGE

BMTSBWHT5.5-105-5	16	50.0 – 65.0
BMTSBWHT5.5-125-5	16	50.0 – 85.0
BMTSBWHT5.5-150-5	16	75.0 – 110.0
BMTSBWHT12-5.5-185-5	12	110.0 – 145.0
BMTSBWHT16-185-5	16	110.0 – 145.0
BMTSBWHT5.5-185-5	19	110.0 – 145.0
BMTSBWHT12-5.5-245-5	12	170.0 – 205.0
BMTSBWHT16-5.5-245-5	16	170.0 – 205.0
BMTSBWHT5.5-245-5	19	170.0 – 205.0

STAINLESS STEEL



TEK 7 RANGE (HEAVY SECTIONS)

WASHER DIAMETER

COMBINED INSULATION THICKNESS RANGE

A4BMHT19-5.5-185-7	19	105.0 – 145.0
A4BMHT19-5.5-235-7	19	155.0 – 195.0
A4BMHT19-5.5-250-7	19	170.0 – 210.0
A4BMHT19-5.5-275-7	19	195.0 – 235.0
A4BMHT19-6.3-300-7	19	220.0 – 260.0



INSULATION CAPACITY (INSULATION FASTENERS)

CARBON STEEL

IS PAGE	TIMBER (35mm Embedment Recommended.)	COMBINED INSULATION THICKNESS RANGE 2mm STEEL
IS60	5.0 mm – 25.0 mm	5.0 mm – 50.0 mm
IS80	25.0 mm – 50.0 mm	25.0 mm – 70.0 mm
IS100	45.0 mm – 65.0 mm	45.0 mm – 90.0 mm
IS110	55.0 mm – 75.0 mm	55.0 mm - 100.0 mm
IS120	65.0 mm – 85.0 mm	65.0 mm - 110.0 mm
IS130	55.0 mm – 95.0 mm	55.0 mm - 120.0 mm
IS140	65.0 mm – 105.0 mm	65.0 mm -130.0 mm
IS150	75.0 mm – 115.0 mm	75.0 mm - 140.0mm
IS160	85.0 mm -125.0 mm	85.0 mm - 150.0 mm
IS170	95.0 mm – 135.0 mm	95.0 mm - 160.0 mm
IS180	115.0 mm -145.0 mm	105.0 mm - 170.0 mm
IS190	115.0 mm - 155.0 mm	115.0 mm - 180.0 mm
IS200	125.0 mm -165.0 mm	125.0 mm -190.0 mm
IS220	145.0 mm - 185.0 mm	145.0 mm -210.0 mm
IS240	165.0 mm - 205.0 mm	165.0 mm - 230.0 mm
IS260	185.0 mm - 225.0 mm	185.0 mm - 250.0 mm
IS280	205.0 mm - 245.0mm	205.0 mm -270.0 mm
IS300	225.0 mm - 265.0 mm	225.0 mm - 290.0 mm
IS360	285.0 mm - 325.0 mm	285.0 mm - 350.0 mm



E: technical@evofas.com
T: +44 (0)141 647 7100

www.evofas.com



CARBON STEEL



ERS PAGE	1.2mm Steel	Recommended 35 mm embedment
ERS76	5.0 mm – 60.0 mm	5.0 mm – 40.0 mm
ERS100	10.0 mm – 85.0 mm	10.0 mm – 60.0 mm
ERS127	40.0 mm – 115.0 mm	40.0 mm – 90.0 mm
ERS152	65.0 mm – 135.0 mm	65.0 mm – 115.0 mm
ERS176	90.0 mm – 160.0 mm	90.0 mm – 140.0 mm
ERS200	110.0 mm – 185.0 mm	110.0 mm – 165.0 mm
ERS225	135.0 mm – 210.0 mm	135.0 mm – 190.0 mm
ERS250	160.0 mm – 235.0 mm	160.0 mm – 215.0 mm

CARBON STEEL



GIA PAGE

RANGE

GIA80	5.0 mm – 30.0 mm
GIA90	5.0 mm – 40.0 mm
GIA110	30.0 mm – 60.0 mm
GIA140	60.0 mm – 90.0 mm
GIA170	90.0 mm – 120.0 mm
GIA200	120.0 mm – 150.0 mm
GIA240	160.0 mm – 190.0 mm

NOMINAL DIAMETER OF MINIMUM DEPTH FOR PILOT HOLES [GIA and A2GIA Ranges]

VARIABLES AFFECTING NOMINAL DIAMETER AND MINIMUM DEPTH OF PILOT HOLES

FACTOR	SYMBOL	UNIT	VARIABLE
Nominal diameter of fasteners	<i>d_{nom}</i>	mm	8.0
Compressive strength of concrete substrate ^[NOTE 1]	<i>f_{ck, cube}</i>	MPa	≥ C20 ≤ C80

NOMINAL DIAMETER^[NOTE 3] AND MINIMUM DEPTHS^[NOTES 4 & 5] FOR PILOT HOLES FOR EACH VARIABLE

Effective embedment depth ^[NOTE 2]	<i>h_{nom}</i>	mm	35.0	40.0	45.0
Nominal diameter of pilot hole drill bit	<i>h_{drill, nom}</i>	mm	8.0	8.0	8.0
Minimum depth of drilled hole	<i>h_{drill, min}</i>	mm	45.0	50.0	55.0

STAINLESS STEEL

A2GIA110	30.0 mm – 60.0 mm
A2GIA140	60.0 mm – 90.0 mm
A2GIA170	90.0 mm – 120.0 mm
A2GIA200	120.0 mm – 150.0 mm

NOTES

1. Compressive strength pursuant to BS EN 206-1: 2000,
2. Effective embedment depth is the minimum amount of expansion sleeve engaged in the substrate for a given application,
3. Only Evolution® PGM® approved drill bits are permissible for use due to manufacturing tolerances,
4. Installers must ensure adequate perpendicularity of the pilot hole (not more than ± 5° incidence from the normal),
5. Installers must ensure adequate control of the pilot hole depth (*h_{drill, min}* ≥ – 1.0mm ≤ + 5.0mm).

STAINLESS STEEL

A4IS PAGE	TIMBER (35mm Embedment Recommended.)	COMBINED INSULATION THICKNESS RANGE 2mm STEEL
A4IS45	5.0 – 10.0	5.0 – 30.0
A4IS60	5.0 – 25.0	5.0 – 45.0
A4IS80	25.0 – 45.0	25.0 – 65.0
A4IS100	45.0 – 65.0	45.0 – 85.0
A4IS120	65.0 – 85.0	65.0 – 105.0
A4IS140	65.0 – 105.0	65.0 – 125.0
A4IS160	85.0 – 125.0	85.0 – 145.0
A4IS180	105.0 – 145.0	105.0 – 165.0
A4IS200	125.0 – 165.0	125.0 – 185.0
A4IS240	165.0 – 205.0	165.0 – 225.0
A4IS260	185.0 – 225.0	185.0 – 245.0
A4IS300	225.0 – 265.0	225.0 – 285.0
A4IS360	285.0 – 325.0	285.0 – 345.0

OUR TECHNICAL TEAM:

RYAN MURPHY: r.murphy@evofas.com
TECHNICAL DIRECTOR

MIKE GORMAN: m.gorman@evofas.com
ENGINEERING MANAGER

BARRY COWAN: b.cowan@evofas.com
LABORATORY MANAGER

RYAN MCDONALD: r.mcdonald@evofas.com
ENGINEER


GABE MCMEEKIN: g.mcmeekin.com
ENGINEER





FIXTURE BUILD-UP (MASONRY)

CARBON STEEL




MSHH
PAGE

Range
(recommended 35mm
embedment)

MSHH6.3-32-516	0.0 mm - 7.0 mm
MSHH6.3-45-516	0.0 mm-20.0 mm
MSHH6.3-57-516	0.0 mm -32.0 mm
MSHH6.3-70-516	30.0 mm - 45.0 mm
MSHH6.3-82-516	45.0 mm – 57.0 mm
MSHH6.3-100-516	55.0 mm – 75.0 mm
MSHH6.3-125-516	75.0 mm – 100.0 mm
MSHH6.3-140-516	80.0 mm – 105.0 mm
MSHH6.3-160-516	100.0 mm – 125.0 mm
MSHH6.3-180-516	120.0 mm – 145.0 mm
MSHH6.3-200-516	140.0 mm – 165.0 mm
MSHH6.3-230-516	170.0 mm – 195.0 mm
MSHH6.3-254-516	195.0 mm – 215.0 mm

CARBON STEEL



MSCSK
PAGE

Range
(recommended 35mm
embedment)

MSCSK4.8-32-2	0.0 mm - 7.0 mm
MSCSK4.8-45-2	0.0 mm-20.0 mm
MSCSK4.8-57-2	0.0 mm -32.0 mm
MSCSK4.8-70-2	30.0 mm - 45.0 mm
MSCSK4.8-82-2	45.0 mm – 57.0 mm
MSCSK4.8-100-2	55.0 mm – 75.0 mm
MSCSK6.3-32-3	0.0 mm - 7.0 mm
MSCSK6.3-45-3	0.0 mm - 20.0 mm
MSCSK6.3-57-3	0.0 mm – 32.0 mm
MSCSK6.3-70-3	30.0 mm – 45.0 mm
MSCSK6.3-82-3	45.0 mm – 57.0 mm
MSCSK6.3-100-3	55.0 mm – 75.0 mm
MSCSK6.3-125-3	75.0 mm – 100.0 mm
MSCSK6.3-150-3	100.0 mm – 125.0 mm

E: technical@evofas.com
T: +44 (0)141 647 7100

www.evofas.com

CARBON STEEL



STCS PAGE 96

Range
(Recommended 45mm
embedment)

STCS42	5.0 mm – 7.0 mm
STCS52	5.0 mm – 15.0 mm
STCS62	5.0 mm – 15.0 mm
STCS72	5.0 mm – 25.0 mm
STCS82	5.0 mm – 35.0 mm
STCS92	5.0 mm – 45.0 mm
STCS102	5.0 mm – 55.0 mm
STCS112	5.0 mm – 65.0 mm
STCS122	5.0 mm – 75.0 mm
STCS132	5.0 mm – 85.0 mm
STCS152	5.0 mm – 105.0 mm
STCS162	5.0 mm – 115.0 mm
STCS182	5.0 mm – 130.0 mm
STCS202	5.0 mm – 155.0 mm
STCS212	5.0 mm – 165.0 mm
STCS302	5.0 mm – 255.0 mm

STAINLESS STEEL



A4HH PAGE 96

Range
(Recommended 35mm
embedment)

A4HH6.3-32-GP	0.0 – 7.0
A4HH6.3-45-GP	0.0 – 20.0
A4HH6.3-57-GP	0.0 – 32.0
A4HH6.3-70-GP	30.0 – 35.0
A4HH6.3-82-GP	45.0 – 77.0
A4HH6.3-100-GP	55.0 – 65.0
A4HH6.3-125-GP	75.0 – 90.0
A4HH6.3-140-GP	80.0 – 105.0
A4HH6.3-160-GP	100.0 – 125.0
A4HH6.3-180-GP	120.0 – 145.0
A4HH6.3-200-GP	140.0 – 165.0
A4HH6.3-250-GP	190.0 – 215.0
A4HH8.0-275-GP	215.0 – 240.0
A4HH8.0-300-GP	240.0 – 265.0
A4HH8.0-350-GP	290.0 – 315.0

STAINLESS STEEL

A4CSK PAGE 96

Range
(Recommended 35mm
embedment)

A4CSK6.3-45-GP	0.0 – 20.0
A4CSK6.3-57-GP	0.0 – 32.0
A4CSK6.3-70-GP	30.0 – 35.0
A4CSK6.3-75-GP	35.0 – 40.0
A4CSK6.3-82-GP	45.0 – 77.0
A4CSK6.3-100-GP	55.0 – 65.0





NOMINAL DIAMETER OF MINIMUM DEPTH FOR PILOT HOLES [A4CSK, A4HH, MSCSK and MSHH Ranges]

VARIABLES AFFECTING NOMINAL DIAMETER AND MINIMUM DEPTH OF PILOT HOLES

FACTOR	SYMBOL	UNIT	VAIRABLE											
Nominal diameter of fasteners	<i>d_{nom}</i>	mm	4.8						6.3					
Compressive strength of concrete substrate ^[NOTE 1]	<i>f_{ck.cube}</i>	MPa	< 40.0			≥ 40.0			< 40.0			≥ 40.0		
Effective embedment depth ^[NOTE 2]	<i>h_{nom}</i>	mm	25.0	35.0	45.0	25.0	35.0	45.0	25.0	35.0	45.0	25.0	35.0	45.0
NOMINAL DIAMETER ^[NOTE 3] AND MINIMUM DEPTHS ^[NOTES 4 & 5] FOR PILOT HOLES FOR EACH VARIABLE														
Nominal diameter of pilot hole drill bit – MSCSK & MSHH	<i>h_{drill,nom,carbon}</i>	mm	4.35	4.35	4.35	4.35	4.35	4.50	5.15	5.15	5.50	5.15	5.15	5.50
Nominal diameter of pilot hole drill bit – A4CSK & A4HH	<i>h_{drill,nom,stainless}</i>	mm	4.35	4.35	4.50	4.35	4.35	4.50	5.15	5.15	5.50	5.15	5.50	5.50
Minimum depth of drilled hole – MSCSK & MSHH	<i>h_{drill,min,carbon}</i>	mm	30.0	40.0	50.0	35.0	45.0	55.0	35.0	45.0	55.0	35.0	45.0	55.0
Minimum depth of drilled hole – A4CSK & A4HH	<i>h_{drill,min,stainless}</i>	mm	35.0	45.0	55.0	35.0	45.0	55.0	35.0	45.0	55.0	35.0	45.0	60.0

NOTES

1. Compressive strength pursuant to BS EN 206-1: 2000
2. Effective embedment depth is the minimum amount of thread engaged in the substrate for a given application
3. Only Evolution[®] PGM[®] approved drill bits are permissible for use due to manufacturing tolerances
4. Installers must ensure adequate perpendicularity of the pilot hole (not more than ± 5° incidence from the normal)
5. Installers must ensure adequate control of the pilot hole depth (*h_{drill,min}* ≥ – 1.0mm ≤ + 5.0mm)


NOMINAL DIAMETER OF MINIMUM DEPTH FOR PILOT HOLES
[STCS Range]

FACTOR	SYMBOL	UNIT	VARIABLE					
Nominal diameter of fasteners	d_{nom}	mm	7.5					
Compressive strength of concrete substrate ^[NOTE 1]	$f_{ck,cube}$	MPa						
NOMINAL DIAMETER ^[NOTE 3] AND MINIMUM DEPTHS ^[NOTES 4 & 5] FOR PILOT HOLES FOR EACH VARIABLE								
Effective embedment depth ^[NOTE 2]	h_{nom}	mm	25.0	35.0	45.0	25.0	35.0	45.0
Nominal diameter of pilot hole drill bit	$h_{drill,nom}$	mm	6.0	6.0	6.0	6.0	6.0	6.5
Minimum depth of drilled hole	$h_{drill,min}$	mm	30.0	40.0	50.0	35.0	45.0	55.0

NOTES

1. Compressive strength pursuant to BS EN 206-1: 2000
2. Effective embedment depth is the minimum amount of thread engaged in the substrate for a given application
3. Only Evolution[®] PGM[®] approved drill bits are permissible for use due to manufacturing tolerances
4. Installers must ensure adequate perpendicularity of the pilot hole (not more than ± 5° incidence from the normal)
5. Installers must ensure adequate control of the pilot hole depth (*h_{drill,min}* ≥ – 1.0mm ≤ + 5.0mm)

COMPRESSION SLEEVE: APPLICATION GUIDE



FASTENING INSULATION TO LIGHT GAUGE MILD STEEL OR ALUMINIUM SUBSTRATES

Application			Fastener Solution		
Insulation Thickness, t_{insul} (mm)	Sheathing Board Thickness, t_{board} (mm)	Substrate Thickness, t_{sub} (mm)	Compression Sleeve	Fastener by Corrosivity	
				C3	C4
≤ 50.0	$0.0 \leq 18.0$	$1.2 \leq 4.0$	SSCS10-50	BMTSBWHT5.5-105-3	A4BMHT105-3
≤ 60.0	$0.0 \leq 18.0$	$1.2 \leq 4.0$	SSCS10-60	BMTSBWHT5.5-105-3	A4BMHT105-3
≤ 75.0	$0.0 \leq 18.0$	$1.2 \leq 4.0$	SSCS10-75	BMTSBWHT5.5-115-3	A4BMHT135-3
≤ 80.0	$0.0 \leq 18.0$	$1.2 \leq 4.0$	SSCS10-80	BMTSBWHT5.5-135-3	A4BMHT135-3
≤ 85.0	$0.0 \leq 18.0$	$1.2 \leq 4.0$	SSCS10-85	BMTSBWHT5.5-135-3	A4BMHT135-3
≤ 90.0	$0.0 \leq 18.0$	$1.2 \leq 4.0$	SSCS10-90	BMTSBWHT5.5-135-3	A4BMHT135-3
≤ 100.0	$0.0 \leq 18.0$	$1.2 \leq 4.0$	SSCS10-100	BMTSBWHT5.5-150-3	A4BMHT150-3
≤ 110.0	$0.0 \leq 18.0$	$1.2 \leq 4.0$	SSCS10-110	BMTSBWHT5.5-150-3	A4BMHT150-3
≤ 120.0	$0.0 \leq 18.0$	$1.2 \leq 4.0$	SSCS10-120	BMTSBWHT16-5.5-165-3	A4BMHT185-3
≤ 125.0	$0.0 \leq 18.0$	$1.2 \leq 4.0$	SSCS10-125	BMTSBWHT16-5.5-165-3	A4BMHT185-3
≤ 130.0	$0.0 \leq 18.0$	$1.2 \leq 4.0$	SSCS10-130	BMTSBWHT16-5.5-185-3	A4BMHT185-3
≤ 135.0	$0.0 \leq 18.0$	$1.2 \leq 4.0$	SSCS10-135	BMTSBWHT16-5.5-185-3	A4BMHT185-3
≤ 140.0	$0.0 \leq 18.0$	$1.2 \leq 4.0$	SSCS10-140	BMTSBWHT16-5.5-185-3	A4BMHT185-3
≤ 150.0	$0.0 \leq 18.0$	$1.2 \leq 4.0$	SSCS10-150	BMTSBWHT16-5.5-225-3	A4BMHT12-5.5-200-3
≤ 160.0	$0.0 \leq 18.0$	$1.2 \leq 4.0$	SSCS10-160	BMTSBWHT16-5.5-225-3	A4BMHT12-5.5-200-3
≤ 170.0	$0.0 \leq 18.0$	$1.2 \leq 4.0$	SSCS10-170	BMTSBWHT16-5.5-225-3	-
≤ 180.0	$0.0 \leq 18.0$	$1.2 \leq 4.0$	SSCS10-180	BMTSBWHT16-5.5-225-3	-
≤ 200.0	$0.0 \leq 18.0$	$1.2 \leq 4.0$	SSCS10-200	BMTSBWHT16-5.5-265-3	-
≤ 220.0	$0.0 \leq 18.0$	$1.2 \leq 4.0$	SSCS10-220	BMTSBWHT16-5.5-265-3	-
≤ 230.0	$0.0 \leq 18.0$	$1.2 \leq 4.0$	SSCS10-230	BMTSBWHT16-5.5-275-3	-
≤ 240.0	$0.0 \leq 18.0$	$1.2 \leq 4.0$	SSCS10-240	BMTSBWHT16-5.5-300-3	-






COMPRESSION SLEEVE: APPLICATION GUIDE

FASTENING INSULATION TO LIGHT GAUGE MILD STEEL OR ALUMINIUM SUBSTRATES

Application			Fastener Solution		
Insulation Thickness, t_{insul} (mm)	Sheathing Board Thickness, t_{board} (mm)	Substrate Thickness, t_{sub} (mm)	Compression Sleeve	Fastener by Corrosivity	
				C3	C4
≤ 50.0	$0.0 \leq 18.0$	$4.0 \leq 12.0$	SSCS10-50	BMTSBWHT5.5-105-5	-
≤ 60.0	$0.0 \leq 18.0$	$4.0 \leq 12.0$	SSCS10-60	BMTSBWHT5.5-125-5	-
≤ 75.0	$0.0 \leq 18.0$	$4.0 \leq 12.0$	SSCS10-75	BMTSBWHT5.5-150-5	-
≤ 80.0	$0.0 \leq 18.0$	$4.0 \leq 12.0$	SSCS10-80	BMTSBWHT5.5-150-5	-
≤ 85.0	$0.0 \leq 18.0$	$4.0 \leq 12.0$	SSCS10-85	BMTSBWHT5.5-150-5	A4BMHT16-5.5-185-7*
≤ 90.0	$0.0 \leq 18.0$	$4.0 \leq 12.0$	SSCS10-90	BMTSBWHT5.5-150-5	A4BMHT16-5.5-185-7*
≤ 100.0	$0.0 \leq 18.0$	$4.0 \leq 12.0$	SSCS10-100	BMTSBWHT5.5-185-5	A4BMHT16-5.5-185-7*
≤ 110.0	$0.0 \leq 18.0$	$4.0 \leq 12.0$	SSCS10-110	BMTSBWHT5.5-185-5	A4BMHT16-5.5-185-7*
≤ 120.0	$0.0 \leq 18.0$	$4.0 \leq 12.0$	SSCS10-120	BMTSBWHT5.5-185-5	A4BMHT16-5.5-235-7*
≤ 125.0	$0.0 \leq 18.0$	$4.0 \leq 12.0$	SSCS10-125	BMTSBWHT5.5-185-5	A4BMHT16-5.5-235-7*
≤ 130.0	$0.0 \leq 18.0$	$4.0 \leq 12.0$	SSCS10-130	BMTSBWHT5.5-185-5	A4BMHT16-5.5-235-7*
≤ 135.0	$0.0 \leq 18.0$	$4.0 \leq 12.0$	SSCS10-135	BMTSBWHT5.5-245-5	A4BMHT16-5.5-235-7*
≤ 140.0	$0.0 \leq 18.0$	$4.0 \leq 12.0$	SSCS10-140	BMTSBWHT5.5-245-5	A4BMHT16-5.5-235-7*
≤ 150.0	$0.0 \leq 18.0$	$4.0 \leq 12.0$	SSCS10-150	BMTSBWHT5.5-245-5	A4BMHT16-5.5-235-7*
≤ 160.0	$0.0 \leq 18.0$	$4.0 \leq 12.0$	SSCS10-160	BMTSBWHT5.5-245-5	A4BMHT16-5.5-235-7*
≤ 170.0	$0.0 \leq 18.0$	$4.0 \leq 12.0$	SSCS10-170	BMTSBWHT5.5-245-5	A4BMHT16-5.5-250-7*
≤ 180.0	$0.0 \leq 18.0$	$4.0 \leq 12.0$	SSCS10-180	BMTSBWHT5.5-245-5	A4BMHT16-5.5-250-7*
≤ 200.0	$0.0 \leq 18.0$	$4.0 \leq 12.0$	SSCS10-200	-	A4BMHT16-5.5-275-7*
≤ 220.0	$0.0 \leq 18.0$	$4.0 \leq 12.0$	SSCS10-220	-	A4BMHT16-5.5-300-7*
≤ 230.0	$0.0 \leq 18.0$	$4.0 \leq 12.0$	SSCS10-230	-	A4BMHT16-5.5-300-7*
≤ 240.0	$0.0 \leq 18.0$	$4.0 \leq 12.0$	SSCS10-240	-	-

*Re-washering available on request.



COMPRESSION SLEEVE: APPLICATION GUIDE

FASTENING INSULATION TO CONCRETE AND MASONRY SUBSTRATES

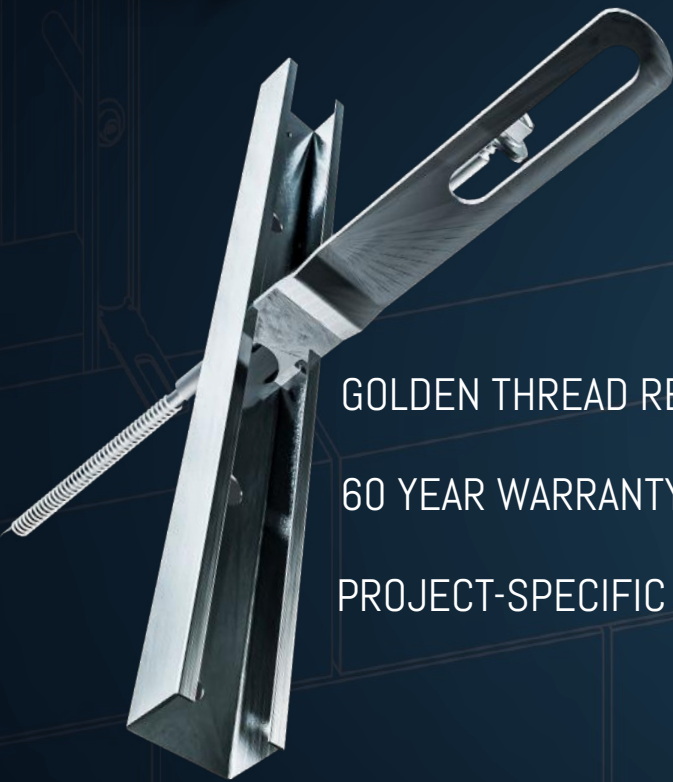
Application			Fastener Solution		
Insulation Thickness, t_{insul} (mm)	Sheathing Board Thickness, t_{board} (mm)	Embedment Depth t_{sub} (mm)	Compression Sleeve	Fastener by Corrosivity	
				C3	C4
≤ 50.0	$0.0 \leq 18.0$	$\geq 25.0 \leq 45.0$	SSCS10-50	A4HH6.3-100-GP	A4HH6.3-100-GP
≤ 60.0	$0.0 \leq 18.0$	$\geq 25.0 \leq 45.0$	SSCS10-60	A4HH6.3-125-GP	A4HH6.3-125-GP
≤ 75.0	$0.0 \leq 18.0$	$\geq 25.0 \leq 45.0$	SSCS10-75	A4HH6.3-140-GP	A4HH6.3-140-GP
≤ 80.0	$0.0 \leq 18.0$	$\geq 25.0 \leq 45.0$	SSCS10-80	A4HH6.3-140-GP	A4HH6.3-140-GP
≤ 85.0	$0.0 \leq 18.0$	$\geq 25.0 \leq 45.0$	SSCS10-85	A4HH6.3-160-GP	A4HH6.3-160-GP
≤ 90.0	$0.0 \leq 18.0$	$\geq 25.0 \leq 45.0$	SSCS10-90	A4HH6.3-160-GP	A4HH6.3-160-GP
≤ 100.0	$0.0 \leq 18.0$	$\geq 25.0 \leq 45.0$	SSCS10-100	A4HH6.3-160-GP	A4HH6.3-160-GP
≤ 110.0	$0.0 \leq 18.0$	$\geq 25.0 \leq 45.0$	SSCS10-110	A4HH6.3-180-GP	A4HH6.3-180-GP
≤ 120.0	$0.0 \leq 18.0$	$\geq 25.0 \leq 45.0$	SSCS10-120	A4HH6.3-180-GP	A4HH6.3-180-GP
≤ 125.0	$0.0 \leq 18.0$	$\geq 25.0 \leq 45.0$	SSCS10-125	A4HH6.3-180-GP	A4HH6.3-180-GP
≤ 130.0	$0.0 \leq 18.0$	$\geq 25.0 \leq 45.0$	SSCS10-130	A4HH6.3-200-GP	A4HH6.3-200-GP
≤ 135.0	$0.0 \leq 18.0$	$\geq 25.0 \leq 45.0$	SSCS10-135	A4HH6.3-200-GP	A4HH6.3-200-GP
≤ 140.0	$0.0 \leq 18.0$	$\geq 25.0 \leq 45.0$	SSCS10-140	A4HH6.3-200-GP	A4HH6.3-200-GP
≤ 150.0	$0.0 \leq 18.0$	$\geq 25.0 \leq 45.0$	SSCS10-150	A4HH6.3-200-GP	A4HH6.3-200-GP
≤ 160.0	$0.0 \leq 18.0$	$\geq 25.0 \leq 45.0$	SSCS10-160	A4HH6.3-200-GP	A4HH6.3-200-GP
≤ 170.0	$0.0 \leq 18.0$	$\geq 25.0 \leq 45.0$	SSCS10-170	A4HH6.3-250-GP	A4HH6.3-250-GP
≤ 180.0	$0.0 \leq 18.0$	$\geq 25.0 \leq 45.0$	SSCS10-180	A4HH6.3-250-GP	A4HH6.3-250-GP
≤ 200.0	$0.0 \leq 18.0$	$\geq 25.0 \leq 45.0$	SSCS10-200	A4HH6.3-250-GP	A4HH6.3-250-GP
≤ 220.0	$0.0 \leq 18.0$	$\geq 25.0 \leq 45.0$	SSCS10-220	-	-
≤ 230.0	$0.0 \leq 18.0$	$\geq 25.0 \leq 45.0$	SSCS10-230	-	-
≤ 240.0	$0.0 \leq 18.0$	$\geq 25.0 \leq 45.0$	SSCS10-240	-	-





ENTERPRISE SYSTEM™

FOR BRICK-TIE CHANNELS



GOLDEN THREAD READY.®

60 YEAR WARRANTY.

PROJECT-SPECIFIC TEST.



**VISIT THE SITE FOR FURTHER
DOCUMENTATION,
INCLUDING:**



**WARRANTY
DOCUMENT**



**USER
INSTALLATION
GUIDE**



**WARRANTY
QUESTIONNAIRE**



THE MAIN COMPONENTS OF THE



BRICK-TIE CHANNEL SYSTEM

GOLDEN THREAD READY.®

Our new Enterprise Brick-tie system™ is designed to be golden thread ready, aligning with best practices in modern construction. This means that our system is fully compliant with the highest standards of transparency, traceability, and accountability throughout its life-cycle.

By integrating the Enterprise Brick-tie system™ into your projects, you ensure a seamless flow of information and a robust, reliable construction process that meets the rigorous demands of today's building industry.



60 YEAR WARRANTY.

Our new Enterprise Brick-tie system™ comes with an impressive 60-year warranty, underscoring our confidence in its durability and performance. This extensive warranty ensures long-term reliability and peace of mind, reflecting our commitment to delivering high-quality, dependable products.



PROJECT-SPECIFIC TEST.

With every order of our new Enterprise Brick-tie system™, you will receive a test report from our UKAS-accredited laboratory, along with video footage as proof of the testing process. This comprehensive documentation ensures that you have verifiable evidence of the system's performance and reliability, demonstrating our commitment to quality and transparency.





VISIT OUR
WEBSITE
FOR MORE INFORMATION.



VIDEOS
DOCUMENTS
HOW-TO'S
AND MUCH MORE...



www.enterprisesystem.co.uk

E: technical@evofas.com

The logo features the word "evolution" in a bold, lowercase, sans-serif font. The letters are white with a subtle gradient and are set against a dark grey background. A large, stylized red swoosh or arc curves around the right side of the word, starting from the top and ending at the bottom. Below the word, the text "CENTRE OF TECHNICAL EXCELLENCE." is written in a smaller, white, uppercase, sans-serif font.

evolution

CENTRE OF TECHNICAL EXCELLENCE.

UKAS LABORATORY

TECHNICAL CONSULTANCY SERVICES

FREE ASSISTANCE FROM OUR IN-HOUSE TRAINED ENGINEERS

ONLINE TRAINING RESOURCES THROUGH OUR EVOLVE SOLUTIONS CENTRE

QUALITY ASSURANCE AND LABORATORY TESTING

We operate a UKAS accredited testing laboratory, uniquely designed to test all aspects of construction fixings and fasteners as well as other tests suited to the aerospace, automotive, oil & gas, and marine industries.

Our Most Sought After Services:

TENSILE, SHEAR, FATIGUE
AND DEFLECTION TESTING

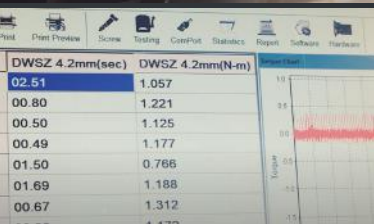

TORQUE TESTING

FAILURE ANALYSIS
(hydrogen embrittlement, stress
corrosion etc)

METALOGRAPHY
(hardness - vickers/
rockwell, HAZ etc)

MICROSCOPY
(light, metallographic etc)

CORROSION TESTING
(neutral salt spray,
cyclic corrosion etc)




Premium quality is something we take very seriously at Evolution and our ISO 9001 certification demonstrates this. We are dedicated to ensuring quality in everything we do, from our products to our Customer Services and Marketing Support.



CORROSION TESTING

We can offer standard neutral salt spray testing as well as custom cyclic test methods to suit your requirements. We have 2 state of the art chambers with 450 litre and 2000 litre capacities capable of holding most samples no matter how large and which comply with various automotive manufacturers' bespoke testing standards for neutral salt spray, cyclic and humidity testing.



MECHANICAL TESTING

Tensile testing:

Tensile testing is measuring the amount of force resisted by a material when that force is applied uniaxially in the tension plane. Our 3 universal testing machines are capable of performing tensile tests and have capacities of 10kN, 100kN and 250kN.

Shear testing:

Shear testing is measuring the amount of force resisted by a material or component when that force is applied uniaxially through the sectional plane.

Torque testing:

Torque testing is measuring the amount of force applied around the rotational axis of an object.




HARDNESS TESTING

Hardness testing is measuring the resistance to deformation of a material when a force is applied to the surface of the material. Our Vickers microhardness tester allows us to test from 0.3kg to 2.0kg on mounted or non-mounted samples.



ULTRA VIOLET AND VISIBLE (LIGHT) SPECTROMETRY (UV-VIS)^{NC}

UV-VIS absorption spectroscopy is the measurement of the attenuation of a beam of light after it passes through or reflects from a sample surface.





POSITIVE MATERIAL IDENTIFICATION (PMI)^{NC}

Fourier transform infra-red spectrometer (FTIR)^{NC}

An analytical technique used to identify organic, polymeric and, in some cases, inorganic materials using an infra-red light to scan test samples and observe chemical properties.



Optical emission spectrometry (OES)^{NC}

OES analysis is a rapid method for determining the elemental composition of a variety of metals and alloys through applying a sparking process which applies an electrical charge to the sample, vaporising a small amount of material. Once this spark occurs, a discharge plasma with a distinct chemical signature is created, allowing our engineers to determine the elemental breakdown of the sample.



X-Ray fluorescence spectrometry (XRF)^{NC}

XRF spectrometry is a non-destructive analytical technique used to determine the composition of materials. XRF analyzers determine the chemistry of a sample by measuring the fluorescent (or secondary) X-ray emitted from a sample when it is excited by a primary X-ray source.



EVOLUTION:
CENTRE OF TECHNICAL EXCELLENCE.
E: technical@evofas.com

SPECTROMETRY

Evolution Fasteners (UK) Ltd utilize the most modern and advanced spectroscopy techniques available at the cutting edge of science to determine the elemental composition of various metallic alloys, powders, liquids and polymers used in construction products as well as being applicable in other sectors such as Defence, Automotive, Aerospace and Pharmaceuticals.

We utilise the cutting edge in Optical Emission Spectroscopy (OES), X-Ray Fluorescence Spectroscopy (XRF), Ultra-Violet Spectroscopy (UV-Vis) and Fourier Transform Infrared Spectroscopy (FTIR) to provide accurate elemental quantification and Positive Material Identification (PMI).

The principal scientific basis of our techniques is Atomic Emission Spectroscopy (AES) and involves energising the atoms of a sample and using light spectra to determine the elemental composition. In our case we use visible, ultraviolet and infrared light. X-Ray spectra is handled differently.

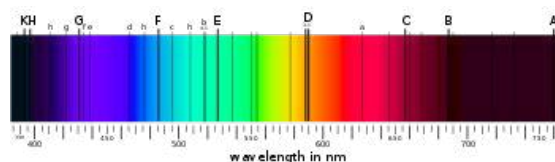
The absorption and emissions are referred to as atomic spectral lines and are created by the electronic transitions of outer shell electrons as they rise and fall from one electron orbit to another. Separately, atoms have distinct X-Ray spectra that are attributed to the excitation of inner shell electrons moving to excited states (this is the principal used in XRF spectroscopy).

The services offered by Evolution Fasteners (UK) Ltd are the elemental analysis/ composition quantification and/ or positive material identification of:

- Low alloy, free cutting, Cr-Hard/ Ni-Resist, tool and High Mn steels (OES)
- Cr-Mo, Co, Ti and Ni-Co steels and alloys (XRF)
- Stainless Steels (OES and/ or XRF)
- Cast iron (OES)
- Low alloy, Al-Cu, Al-Mg, Al-Si, Al-Si-Cu and Al-Zn aluminium alloys (OES and XRF)
- Precious metals (XRF)
- Polymers and plastics (FTIR for PMI only)
- Organic and non-organic solids/liquids (UV-Vis and FTIR for PMI only).

Atoms of different elements have distinct and unique spectra: this allows the identification and quantification of a sample's elemental composition.

As an example; the unique spectra of Hydrogen, Neon and Iron can be seen here in the form of Fraunhofer lines (emission).



The different implementations of this through OES (Optical Emission), XRF (X-Ray Fluorescence), FTIR (Fourier Transform Infrared) and UV-Vis (Ultraviolet/ Visible light) can excite observe and record certain elements, which is why Evolution utilise the full suite of techniques to account for almost all elements in the periodic tables of elements.

PERIODIC TABLE OF THE ELEMENTS

The periodic table is organized into groups (columns) and periods (rows). Each element is represented by its atomic number (top left), symbol (top center), and name (bottom center). The table includes all elements from Hydrogen (1) to Oganesson (118), plus the lanthanide and actinide series at the bottom.

PERIODIC TABLE OF THE ELEMENTS																																																				
1 H Hydrogen																	72 Hf Hafnium	73 Ta Tantalum	74 W Tungsten	75 Re Rhenium	76 Os Osmium	77 Ir Iridium	78 Pt Platinum	79 Au Gold	80 Hg Mercury	81 Tl Thallium	82 Pb Lead	83 Bi Bismuth	84 Po Polonium	85 At Astatine	86 Rn Radon																					
2 He Helium																	104 Rf Rutherfordium	105 Db Dubnium	106 Sg Seaborgium	107 Bh Bohrium	108 Hs Hassium	109 Mt Meitnerium	110 Ds Darmstadtium	111 Rg Roentgenium	112 Cn Copernicium	113 Nh Nihonium	114 Fl Flerovium	115 Mc Moscovium	116 Lv Livermorium	117 Ts Tennessine	118 Og Oganesson																					
3 Li Lithium	4 Be Beryllium																	58 Ce Cerium	59 Pr Praseodymium	60 Nd Neodymium	61 Pm Promethium	62 Sm Samarium	63 Eu Europium	64 Gd Gadolinium	65 Tb Terbium	66 Dy Dysprosium	67 Ho Holmium	68 Er Erbium	69 Tm Thulium	70 Yb Ytterbium	71 Lu Lutetium																					
11 Na Sodium	12 Mg Magnesium																	90 Th Thorium	91 Pa Protactinium	92 U Uranium	93 Np Neptunium	94 Pu Plutonium	95 Am Americium	96 Cm Curium	97 Bk Berkelium	98 Cf Californium	99 Es Einsteinium	100 Fm Fermium	101 Md Mendelevium	102 No Nobelium	103 Lr Lawrencium																					
19 K Potassium	20 Ca Calcium	21 Sc Scandium	22 Ti Titanium	23 V Vanadium	24 Cr Chromium	25 Mn Manganese	26 Fe Iron	27 Co Cobalt	28 Ni Nickel	29 Cu Copper	30 Zn Zinc	31 Ga Gallium	32 Ge Germanium	33 As Arsenic	34 Se Selenium	35 Br Bromine	36 Kr Krypton	37 Rb Rubidium	38 Sr Strontium	39 Y Yttrium	40 Zr Zirconium	41 Nb Niobium	42 Mo Molybdenum	43 Tc Technetium	44 Ru Ruthenium	45 Rh Rhodium	46 Pd Palladium	47 Ag Silver	48 Cd Cadmium	49 In Indium	50 Sn Tin	51 Sb Antimony	52 Te Tellurium	53 I Iodine	54 Xe Xenon	55 Cs Cesium	56 Ba Barium	57 La Lanthanum	58 Ce Cerium	59 Pr Praseodymium	60 Nd Neodymium	61 Pm Promethium	62 Sm Samarium	63 Eu Europium	64 Gd Gadolinium	65 Tb Terbium	66 Dy Dysprosium	67 Ho Holmium	68 Er Erbium	69 Tm Thulium	70 Yb Ytterbium	71 Lu Lutetium
39 K Potassium	40 Ca Calcium	41 Sc Scandium	42 Ti Titanium	43 V Vanadium	44 Cr Chromium	45 Mn Manganese	46 Fe Iron	47 Co Cobalt	48 Ni Nickel	49 Cu Copper	50 Zn Zinc	51 Ga Gallium	52 Ge Germanium	53 As Arsenic	54 Se Selenium	55 Br Bromine	56 Kr Krypton	57 Rb Rubidium	58 Sr Strontium	59 Y Yttrium	60 Zr Zirconium	61 Nb Niobium	62 Mo Molybdenum	63 Tc Technetium	64 Ru Ruthenium	65 Rh Rhodium	66 Pd Palladium	67 Ag Silver	68 Cd Cadmium	69 In Indium	70 Sn Tin	71 Sb Antimony	72 Te Tellurium	73 I Iodine	74 Xe Xenon	75 Cs Cesium	76 Ba Barium	77 La Lanthanum	78 Ce Cerium	79 Pr Praseodymium	80 Nd Neodymium	81 Pm Promethium	82 Sm Samarium	83 Eu Europium	84 Gd Gadolinium	85 Tb Terbium	86 Dy Dysprosium	87 Ho Holmium	88 Er Erbium	89 Tm Thulium	90 Yb Ytterbium	91 Lu Lutetium
87 Fr Francium	88 Ra Radium	89 Ac Actinium	90 Th Thorium	91 Pa Protactinium	92 U Uranium	93 Np Neptunium	94 Pu Plutonium	95 Am Americium	96 Cm Curium	97 Bk Berkelium	98 Cf Californium	99 Es Einsteinium	100 Fm Fermium	101 Md Mendelevium	102 No Nobelium	103 Lr Lawrencium	104 Rf Rutherfordium	105 Db Dubnium	106 Sg Seaborgium	107 Bh Bohrium	108 Hs Hassium	109 Mt Meitnerium	110 Ds Darmstadtium	111 Rg Roentgenium	112 Cn Copernicium	113 Nh Nihonium	114 Fl Flerovium	115 Mc Moscovium	116 Lv Livermorium	117 Ts Tennessine	118 Og Oganesson																					

We can also provide RoHS (Restriction of Hazardous Substances) testing:

- Cd, Cr6+, Hg, Pb and Br in paints, plastics and other materials (XRF Method)
- Cr6+ specific quantification by liquid (UV-Vis Method).



GRADES AND NOMENCLATURE OF STAINLESS STEELS

It is very important that readers of this document understand the differences between grades of stainless steels and the implications of using different grades in different applications.

There are four main types of stainless steel, which serve to classify the crystalline grain structure of the stainless-steel alloy. It is critical that we acknowledge that stainless steels are not homogenous in nature like a pure element (such as aluminium or iron, etc), but are made up of a lattice structure of crystals (also known as grains) which contain the various alloying elements in the stainless steel.

THE FOUR TYPES OF STAINLESS STEELS ARE:

AUSTENITIC:

Given the name due to the iron in the grains turning to its allotropic gamma phase, which is known materially as "austenite". These grades are non-magnetic and cannot be readily hardened by heat treatment like carbon steels or even other types of stainless-steels. They can only be hardened to a very limited degree by cold-working. These stainless teels generally give the very best resistance to oxidation.

MARTENSITIC:

Given the name due to the presence of martensite, which itself is created by the rapid cooling of austenite before it could form into cementite. These grades are extremely hard and the resistance to oxidation varies wildly between grades, but are almost universally less than that of austenitic grades.

FERRITIC:

Given the name due to the presence of ferrite, which is simply the iron in the grains remaining in their allotropic alpha phase. These grades of stainless steel harden extremely well at the cost of resistance to oxidation, indeed many ferritic grades of stainless will rust as quickly as carbon steels.

DUPLEX:







Duplex stainless steels generally contain equal parts of an austenitic stainless steel and a ferritic stainless steel in an attempt to give the benefits of both alloying grades.

Grades of Steel Used by Evolution Fasteners UK Ltd

SAE	UNS	ISO 3506-1	EN 10088-3	TYPE OF ALLOY
304	S30400	A2-70	1.4301	Austenitic chromium-nickelmanganese alloy
316	S31600	A4-50	1.4401	Austenitic chromium-nickelmanganese alloy
316L	S31603	A4-50	1.4404	Austenitic chromium-nickelmanganese alloy
904L	N08904	A5-70	1.4539	Austenitic chromium-molybdenum alloy

CORROSION CATEGORIES

While all warranties provided by Evolution Fasteners are done so on a case-by-case basis after submission of an assessment to our Technical Department, generally the largest factor is the corrosivity category which details the level of exposure and environment type the fasteners will have to face for their design lives. These corrosivity categories, as well as the recommended steel grade to be used in their respective applications:

C1 VERY LOW	INTERNAL Clean, heated residential rooms without moisture.		GRADE REQUIRED: EDZ4
C2 LOW	INTERNAL Rooms where condensation can occur.		EXTERNAL Rural areas with low pollution.
C3 MEDIUM	INTERNAL Production rooms with some humidity.		EXTERNAL Urban areas with moderate pollution.
C4 HIGH	INTERNAL Chemical plants, breweries, etc		EXTERNAL Urban areas with moderate salinity (1,000 - 2,000m from salt water source).
C4 HIGH	INTERNAL Buildings with permanent condensation and high pollution.		EXTERNAL Coastal areas (≤ 1,000m from salt water source).
CX EXTREME	INTERNAL Exceptionally aggressive environments (swimming pools, etc)		EXTERNAL Offshore

GRADE REQUIRED: EvoShield® 500

GRADE REQUIRED: A2-70

GRADE REQUIRED: A4-50

GRADE REQUIRED: A4-50

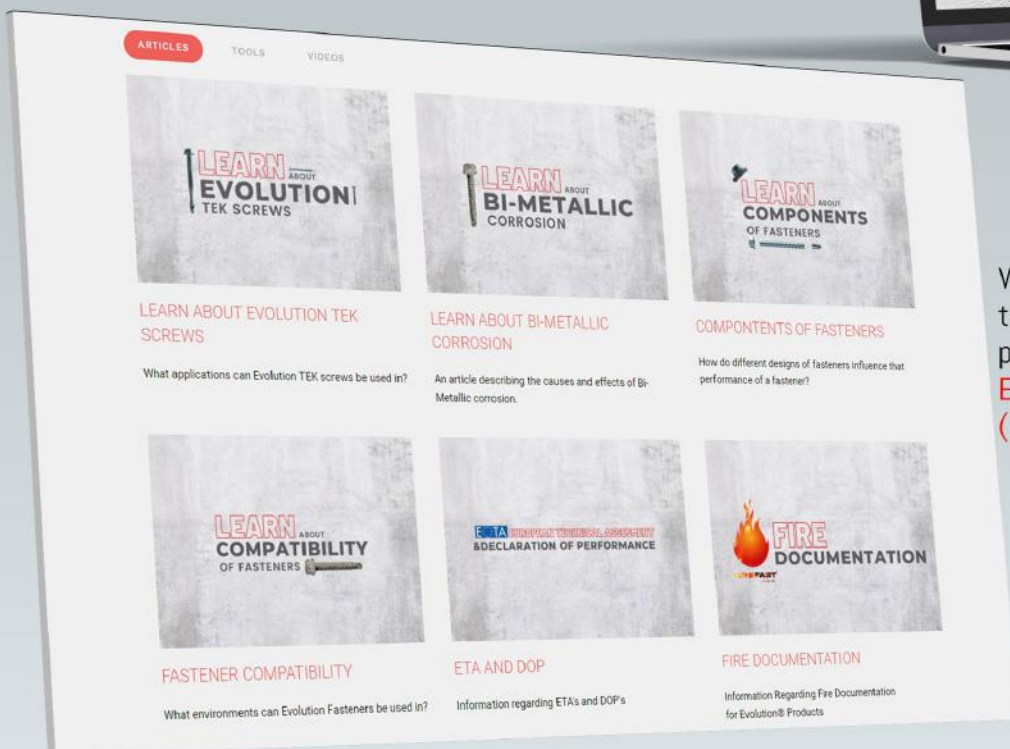
GRADE REQUIRED: A8-70

Welcome to the

EVOLUTION FASTENERS **EVOLVE TRAINING CENTER.**

Your comprehensive online resource for detailed information about our wide range of fasteners.

Our platform is meticulously designed to provide in-depth knowledge, technical specifications, and the unique advantages of using Evolution Fasteners in various applications.



We are proud to highlight our commitment to the European market by featuring our products that have received the **European Technical Assessment (ETA)** approval.



This certification underlines our dedication to meeting the highest standards of quality and safety, ensuring that our fasteners are recognized for their reliability and performance across Europe.

Dive into our extensive resource center to discover how our ETA-approved fasteners can meet your project requirements and elevate your construction and industrial applications

evolution

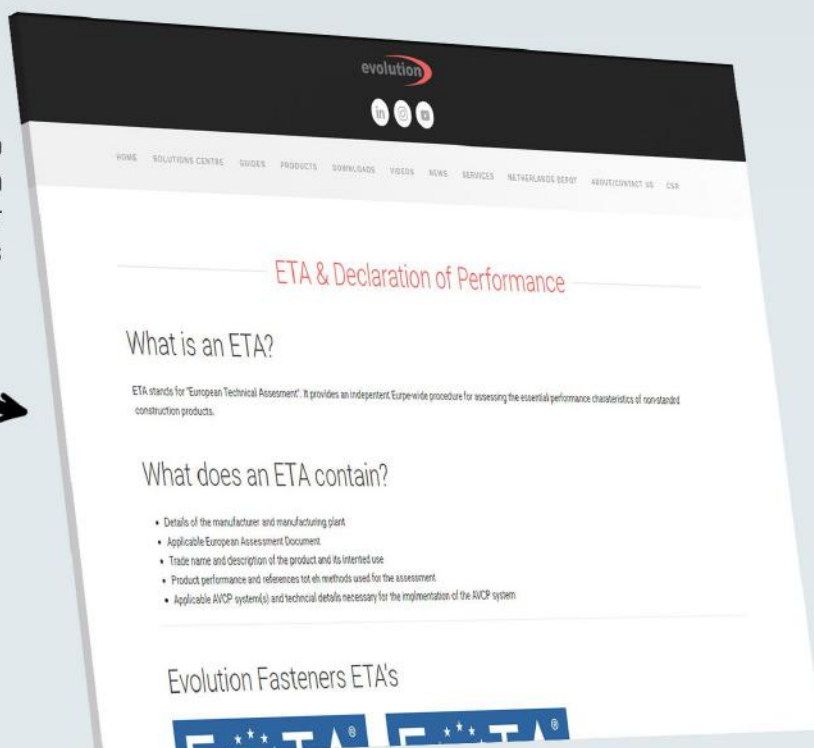
CONTACT US NOW:

E:sales@evofas.com/technical@evofas.com

T: +44 (0)141 647 7100

www.evofas.com

Evolution: We have the solution.



DON'T RISK YOUR
WARRANTY.

evolution
www.evofas.com
FASTENER SOLUTIONS

DON'T USE AN
IMPACT DRIVER
WHEN FIXING EVOLUTION SCREWS.

THE
REPETITIVE IMPACTING FORCES
OF IMPACT AND HAMMER
TOOLS WILL LEAD TO A LOSS
OF DRILLING PERFORMANCE OR FAILURE.

FOR FURTHER INFORMATION
CONTACT US AT:

T: +44 (0)141 647 7100
E: sales@evofas.com
technical@evofas.com

REDUCED SELF-DRILLING
AND TAPPING CAPACITY.

STRIPPING OF RECESSES AND
MOULDED/PAINTED HEADS.

REDUCED MECHANICAL PERFORMANCE
IN PULL-OUT AND LAP-SHEARING.

DAMAGE TO THE FASTENERS COATING AND
ACCELERATED CORROSION ISSUES.



DO:
INSTALL SELF-DRILLING
FASTENERS USING A 110V
OR BATTERY-POWERED
SCREW GUN.

USE CORRECT SOCKETS
AND DRIVE BITS.

CE MARKING



On the 1st of July 2013, European Regulation No. 305/2011 (commonly referred to as the Construction Products Regulations) came into full force. It completely repealed European Directive 89/106/EEC (commonly referred to as the Construction Products Directive). Unlike the Directive, the Regulation will be legally mandated across all Member States of the European Union.

There are legal requirements placed upon Manufacturers, Importers and Distributors of construction products.

Most notably is the requirement to CE mark products.

CE Marking is only required on a product which falls within the scope of a Harmonised European Standard (EN). A list of such standards is maintained on the EU-LEX (the European Commissions' website) and in the OJEU (Official Journal of the European Union).

Where there is such a harmonised standard, the product must undergo both ITT (Initial Type Testing) and FPC (Factory Production Control); which can take the form of an audited Quality Management System (such as ISO 9001: 2009) so long as it takes into consideration manufacturing, quality and technical considerations unique to the product being CE marked.

The steps and requirements for ITT and FPC are outlined in the EN which covers the product.

As such, the requirements change for every individual product.

Other products that do not require mandatory CE marking under an EN may still be adorned with the CE mark. This route is by ETA (European Technical Assessment), which can be derived by testing and documentation to either an ETAG (European Technical Assessment Guideline) or CUAP (Common Understanding of Assessment Procedure). In either case, the testing must be performed by an accredited laboratory and the documentation must be drawn up and ratified by EOTA (European Organisation for Technical Approvals) via a Notified Body.

Whether a product is being CE marked by an EN or ETA, the end document which allows the CE mark to be adorned is known as the DoP (Declaration of Performance). This document details critical compliance, conformity and performance information and is the manufacturers' own legal declaration document.

From 1st January 2021 as a result of Brexit, products sold in the United Kingdom are further required to bear the UKCA and UKNI marks. This has no effect on the marking of our products as they will bear all required markings concurrently and separate Declarations of Performance are available to download from the "Downloads" section of our website: www.evolutionfasteners.co.uk.

TERMS AND CONDITIONS OF SALE

GENERAL

1. (a) All orders placed with Evolution Fasteners UK Limited ("the Company") by the Company's customer ("the Buyer") for the sale and the purchase of goods ("the Goods") are subject to the terms and conditions set out below which shall constitute the contract between the Company and the Buyer ("the Contract"). No modifications or variations to these terms and conditions and no other terms and conditions shall be valid or effective unless expressly accepted in writing by a director of the Company. (b) Any subsequent orders placed with the Company shall be deemed to be placed subject to these terms and conditions unless expressly agreed otherwise in writing by a Director of the Company.

QUOTATIONS

2. A quotation by the Company does not constitute an offer and the Company reserves the right to withdraw or amend the same at any time prior to the Company's acceptance of the Buyer's order. The Buyer's purchase order is binding and the Buyer is responsible for

PRICE

3. The price of any goods shall be the Company's list price of the goods prevailing at the date of acceptance of the order by the Company (less any agreed discount).

4. Unless otherwise stated all prices are exclusive of V.A.T.

5. The Company shall be entitled from time to time to vary list price or list prices without prior notice.

PAYMENT

6. Unless otherwise specified in writing by the Company, payment is due on or before the end of the month following that in which the goods were invoiced.

7. Failure by the Buyer to pay for any goods on the due date shall entitle the Company:

- to cancel the balance (if any) of the contract under which the Buyer has failed to pay for the goods and to recover from the Buyer damages for any loss suffered by the Company as a result of such cancellation, and/or
- to cancel any other contract or the balance of any other contract which the Company may have with the Buyer and to recover from the Buyer damages for any loss suffered by the Company as a result of such cancellation, and/or
- to charge the Buyer interest at the rate of 2.5% per month calculated on a day-to-day basis on the amount due from the date of invoice to the date of actual payment thereof (both before and after any judgement) such interest to be paid on demand.

ACCOUNTS

8. The Company reserves the right to close a credit account at any time without prior notice whereupon the whole of the amount outstanding on such account shall become immediately due and payable in full.

COLLECTION AND DELIVERY

9. Where the Company agrees to deliver any goods to the Buyer:

- The Buyer shall pay the Company's delivery charges therefore at the rate or rates prevailing at the date of acceptance of the order by the Company or at such other rate or rates as may be agreed between the Company and the Buyer prior to the date of acceptance of the order by the Company.
- Delivery of the goods shall be made to such place or places as agreed between the Company and the Buyer.
- The Buyer will ensure that there is adequate access to the place of delivery and that there is made available at the place of delivery adequate labour and other facilities in order to enable the goods to be unloaded promptly and safely and the Buyer will indemnify the Company in respect of any losses costs and expenses incurred by the Company as a consequence thereof and (without prejudice to the generality of the foregoing) the Company shall be entitled to charge the Buyer for the storage of the goods whether at the Company's premises or otherwise.
- If the Buyer shall refuse for any reason whatsoever to accept delivery of the goods the Buyer will indemnify the Company in respect of all losses costs and expenses incurred by the Company as a consequence thereof and (without prejudice to the generality of the foregoing) the Company shall be entitled to charge the Buyer for the storage of the goods whether at the Company's premises or otherwise.
- The Company shall be entitled to make part deliveries of the goods and for the purposes of these terms and conditions each such part delivery shall be treated as a separate and independent contract for the sale of goods to the Buyer.

- Any times stated for collection or delivery shall be a bona fide estimate only and whilst the Company will use all reasonable endeavours to meet any such times stated the Company shall not be liable for any delay howsoever caused.
- Where no times are stated for collection or delivery the Company will use all reasonable endeavours to make the goods available for collection or to deliver the goods (as the case may be) as soon as reasonably practicable.
- The Company shall be entitled to stop collection by or to withhold delivery to the Buyer of any goods where at the time collection or delivery payment is due to the Company in respect of any goods supplied to the Buyer under any contract whatsoever.

DAMAGE OR LOSS IN TRANSIT

11. Where the Company is responsible for delivering the goods to the Buyer the Company will at its option repair or replace free of charge any goods lost or damaged in transit provided that:

- (save in respect of a total loss or non-delivery of the goods) details of any loss or damage have been marked on the copy of the consignment note or delivery documents signed by the Buyer and advised to the Company within 48 hours of delivery and confirmed in writing to the Company with full particulars within 3 days of delivery, and
- in respect of a total loss or non-delivery of the goods details are advised to the Company in writing (otherwise than on a consignment note or delivery document) with full particulars within (7 days) of the date of the Company's invoice in respect of the goods.

SHORT DELIVERY

12. The Company shall not be responsible for any short delivery unless details thereof are marked on the consignment note or delivery document signed by the Buyer and in the case of loss in transit all the requirements set out in Condition 11(b) above are fulfilled.

STORAGE

13. Where the Company has notified the Buyer that the goods are ready for delivery, the Buyer shall take delivery or arrange for storage. If the Buyer does not so take delivery or arrange for storage within 7 days of notification the Company shall be entitled to invoice and be paid for the goods as though the goods had been duly delivered in accordance with these instructions and the Company may arrange storage either at the Company's own premises or elsewhere on the Buyer's behalf and all charges for storage, insurance and demurrage shall be payable by the Buyer.

DEFECTIVE GOODS

14. The Company shall at their option repair or replace any goods which are defective as to materials or workmanship provided that:

- where any alleged defect is discoverable on an inspection of the goods (whether or not the Buyer shall actually inspect the goods) notification of the alleged defect with full particulars thereof is received by the Company in writing within 7 days of the date of collection or delivery of the goods and in any other case notification of the alleged defect is received by the Company in writing with full particulars thereof within 10 days of the date of collection or delivery of the goods, and
- the Company is notified in writing with full particulars immediately upon discovery of the alleged defect and is afforded the opportunity of inspecting the goods at the premises of the Buyer or if so required by the Company the Buyer immediately returns the goods to the Company's premises carriage paid (but refundable insofar as the goods are repaired or replaced), and
- any defect is not due to wear and tear neglect abnormal use misuse or improper adjustment.

(d) The Company shall not be liable for transportation or installation charges, for expense of the Buyers for repairs or replacements or for damages for delay or loss of use or other indirect, incidental or consequential damage of any kind.

15. (a) As against a person dealing as a consumer as defined by Section 2(3) of the Consumer Rights Act 2015 the following provisions apply. The Company is under a legal duty to supply products that are in conformity with its obligations. The box below contains a summary of the Buyer's key legal rights in relation to the Goods. Nothing in these terms will affect the Buyer's legal rights.

Summary of the Buyer's key legal rights

This is a summary of the Buyer's key legal rights. These are subject to certain exceptions. For detailed information please visit the Citizens Advice website www.adviceguide.org.uk or call 03454 04 05 06

The Consumer Rights Act 2015 says the Goods must be as described, fit for purpose and of satisfactory quality. During the expected lifespan of the Goods the Buyer's legal rights entitle the Buyer to the following:

- Up to 30 days: if the Goods are faulty, then the Buyer can obtain an immediate refund.
- Up to 6 months: if the Goods cannot be repaired or replaced, then the Buyer is entitled to a full refund, in most cases.
- Up to 6 years: if the Goods do not last a reasonable length of time the Buyer may be entitled to some money back.

See also Exercising your right to change your mind (Consumer Contracts Regulations 2013).

If the Buyer wishes to exercise its legal rights to reject the Goods the Buyer must either return them in person, or post them back, to the Company. The Company will pay the costs of postage or collection. Please telephone the Company for a return label or to arrange collection. The provisions contained in this condition 15(a) do not affect the Buyer's legal rights in relation to faulty or mis-described products

(b) As against a person dealing otherwise than as a consumer as defined by Section 2(3) of the Consumer Rights Act 2015 the provisions contained in Condition 14 above shall be accepted in substitution for and to the entire exclusion of all conditions and warranties and liabilities whatsoever whether express or implied by statute (save those implied by virtue of Section 12 of the Sale of Goods Act 1979) common law usage or otherwise.

16. Save and except as expressly stated in Conditions 14 and 15 above the Company shall not be liable for any defect in the Goods or for any injury or loss resulting from the Goods or any defect therein or from any work done in connection therewith whether such liability is due to the negligence of any servant employee or agent of the Company or otherwise.

17. As against a person dealing otherwise than as a consumer as defined by Section 2(3) of the Consumer Rights Act 2015 in the event that the Company shall be liable to repair or replace the Goods, in no circumstances shall the Company's liability extend beyond the cost of repair or replacing the Goods. In any event, notwithstanding anything contained in the contract, as against such person in no circumstances shall the Company be liable in contract, tort (including negligence or breach of statutory duty) or otherwise howsoever and whatsoever the cause thereof:

- For any increased costs or expenses
- For any loss or profit, business contracts, revenues or anticipated savings or
- For any special direct or consequential damage of any nature whatsoever said to have occurred consequent on the supply or the circumstances of the supply of the Goods.

RETURNED GOODS

- Where returned Goods are found to be damaged due to the Buyer's fault the Buyer will be liable for the cost of remedying such damage
- The Company will not accept Goods for credit or rectification unless such return has been pre-authorised by the Company, and the Goods are received by the Company in stock condition, with original packaging and the Company retains the right at its sole discretion whether to accept the return of the Goods or whether to rectify the Goods or whether to issue a credit note in respect thereof.
- The Buyer shall unless otherwise stated be responsible for the cost of outward and return carriage and insurance of all Goods returned by the Buyer to the Company for rectification or credit which Goods shall be at the risk of the Buyer until actual receipt of the Goods by the Company. The onus of proof of safe delivery shall rest with the Buyer.
- All Goods returned to the Company by prearrangement and found to contain no fault, will be subject to a 30% restocking charge, providing the Goods are in original stock condition. Any downward variation of this restocking charge shall be at the sole discretion of the Company.
- No credit shall be allowed for Goods until they have been received complete.

FORCE MAJEURE

- The Company shall not be responsible for any loss damage delay or non-performance of any contract arising whether directly or indirectly from any cause outside the control of the Company including (but without prejudice to the generality of the foregoing) any cause arising from or attributable to strike lock-out shortage of labour or materials governmental action civil commotion riots was sabotage storm flood earthquake drought machinery breakdown failure of plant collapse of structures voluntary or mandatory compliance with any direction request or order of any person having or appearing to have authority whether for defence or other governmental or national purposes inability to obtain raw materials equipment fuel power components or transportation.
- In the event of any delay or non-performance of any contract arising whether directly or indirectly from any cause referred to in Condition 19(a) above the Company shall be entitled to cancel any contract without payment to the Buyer in respect of any loss or damage or otherwise.

TITLE AND RISK

20.1 The risk in the Goods shall pass to the Buyer on completion of delivery.

20.2 Title to the Goods shall not pass to the Buyer until the earlier of:

- the Company receiving payment in full (in cash or cleared funds) for the Goods and any other goods that the Company has supplied to the Buyer, in which case title to the Goods shall pass at the time of payment of all such sums; and
- the Buyer reselling the Goods, in which case title to the Goods shall pass to the Buyer at the time specified in clause 20.4.

20.3 Until title to the Goods has passed to the Buyer, the Buyer shall:

- store the Goods separately from all other goods held by the Buyer so that they remain readily identifiable as the Company's property;
- not remove, deface or obscure any identifying mark or packaging on or relating to the Goods;
- maintain the Goods in satisfactory condition and keep them insured against all risks for their full price from the date of delivery;
- notify the Company immediately if it becomes subject to any of the events listed in clause 21; and
- give the Company such information relating to the Goods as the Company may require from time to time.

20.4 Subject to clause 20.5, the Buyer may resell or use the Goods in the ordinary course of its business (but not otherwise) before the Company receives payment for the Goods. However, if the Buyer resells the Goods before that time:

- it does so as principal and not as the Company's agent; and
- title to the Goods shall pass from the Company to the Buyer immediately before the time at which resale by the Buyer occurs.

20.5 If before title to the Goods passes to the Customer the Customer becomes subject to any of the events listed in clause 21, then, without limiting any other right or remedy the Company may have:

- the Buyer's right to resell the Goods or use them in the ordinary course of its business ceases immediately; and
- the Company may at any time:
 - require the Buyer to deliver up all Goods in its possession that have not been resold, or irrevocably incorporated into another product; and
 - if the Buyer fails to do so promptly, enter any premises of the Buyer or of any third party where the Goods are stored in order to recover them.

20.6 Each and every sub-clause of this clause shall be deemed to be separate from the remainder of the contract and severable accordingly.

TERMINATION

21.1 Without limiting its other rights or remedies, the Company may terminate this Contract with immediate effect by giving written notice to the Buyer if:

- the Buyer commits a material breach of any term of the Contract and (if such a breach is remediable) fails to remedy that breach within 7 days of that party being notified in writing to do so;
- the Buyer takes any step or action in connection with its entering administration, provisional liquidation or any composition or arrangement with its creditors (other than in relation to a solvent restructuring), being wound up (whether voluntarily or by order of the court, unless for the purpose of a solvent restructuring), having a receiver appointed to any of its assets or ceasing to carry on business or, if the step or action is taken in another jurisdiction, in connection with any analogous procedure in the relevant jurisdiction;
- the Buyer suspends, threatens to suspend, ceases or threatens to cease to carry on all or a substantial part of its business; or
- the Buyer's financial position deteriorates to such an extent that in the Company's opinion the Buyer's capability to adequately fulfil its obligations under the Contract has been placed in jeopardy.

21.2 Without limiting its other rights or remedies, the Company may suspend provision of the Goods under the Contract or any other contract between the Buyer and the Company if the Buyer becomes subject to any of the events listed in clause 21.1(a) to clause 21.1(d), or the Company reasonably believes that the Buyer is about to become subject to any of them, or if the Buyer fails to pay any amount due under this Contract on the due date for payment.

21.3 Without limiting its other rights or remedies, the Company may terminate the Contract with immediate effect by giving written notice to the Buyer if the Buyer fails to pay any amount due under the Contract on the due date for payment.

21.4 On termination of the Contract for any reason the Buyer shall immediately pay to the Company all of the Company's outstanding unpaid invoices and interest.

21.5 Termination of the Contract shall not affect any of the parties' rights and remedies that have accrued as at termination, including the right to claim damages in respect of any breach of this Contract that existed at or before the date of termination.

21.6 Any provision of the Contract that expressly or by implication is intended to come into or continue in force on or after termination shall remain in full force and effect.

GOVERNING LAW AND JURISDICTION

22. The Contract and all contracts between the Company and the Buyer shall in respects be governed by English law and all disputes which may arise out of or in connection with these Conditions or the Contract or any contract between the Company and the Buyer or any Goods supplied or to be supplied under the Contract or any contract shall be subject to the exclusive jurisdiction of the English Courts save that the Company shall be at liberty to bring any legal proceedings against the Buyer in the Courts of any other country which it considers appropriate.

23. In the event that the Company shall bring any legal proceedings against the Buyer in connection with these Conditions or the Contract or any contract between the Company and the Buyer or any Goods supplied or to be supplied under the Contract or any contract between the Company and the Buyer the Buyer shall indemnify the Company against all costs and expenses incurred by the Company in connection therewith on a full indemnity basis.

THIRD PARTIES

24. For the avoidance of doubt nothing in these terms and conditions are intended to confer on any third party any benefit or the right to enforce any terms within the conditions.



PRODUCT CODE INDEX

	PAGE
A2BMHT5.5-3	61
A2GIA	80
A2LDH3/5	68/69/70
A2PIW80	80
A2SSDH6.3-130-GP	75
A2SDSFHC	115
A2WS	116
A4WS	117
A4BM-3	49
A4BM-5	52
A4BMHH5.5-3	48
A4BMHH5.5-5	48
A4BMHT-3	57
A4BMHT19-7	45
A4CSK6.3-GP	90
A4HH6.3-GP	89
A4IS	78
A4LPHT	56
A4SS6.3-2	73
A4WD4.8-3	62
A4WS	117
A8BMBW38-3	44
A8BMBW38-5	44
AMN640	94
BB	118
BMBW5.5-SP	72
BMBW5.5-3	50
BMBW5.5-5	51
BMDW	97
BMHH5.5/6.3-3	53/54
BMHH5.5-5	55

	PAGE
BMHT12-5.5-3	58
BMTSBWHT5.5-3	59
BMTSBWHT5.5-5	60
BMTSFHR6.3-2	73
BMTSHF6.3-38-2	73
BMTSHW5.5-55-7	46
BMTSHW6.3-60-8	47
BMTSLP5.5-38-5	66
BMTSPH5.5-3/A4PH	65
BMWD4.8-3	63
BMWD5.5-5	64
BW	123
BWZP-3	37
BWZP-5	37
CDWCP	108
CDWFCP	110
CDWFDZ	109
CDWFP	107
CDWFZ	106
CFSCYS	113
DS-A4	119
DSFHC	119
DWSC	103
DWSDZ	101
DWSP	100
DWSZ	99
ESCHT	128
ECW	83
EGL	124
ERS	81
EVAB	124
EVDBZ	93

PRODUCT CODE INDEX

	PAGE
EVVPF	82
EVUCD	105
C/EVUTK	96
F	104
GIA	79
GIW80	79
HWZP-3	38
HWZP-5	38
ICS	86
IS	77
IRD	129
MB1060	124
MES5/16	125
MS5/16	125
MSCSK4.8-2	87
MSCSK6.3-3	87
MSHH6.3-516	88
MSHHW6.3-516	88
RW	83
SDS	127
SDSCSK	112
SDSFHC	120
SDSH	126
SES5/16	125
SSCS	122
SPR	83
SS	123
SSDH6.3-130-GP	36
SSDH6.3-3	36
SSLP4.8-19-3	74
SSSPR	83
STCS	91
SSHW	71

	PAGE
TSBW5.5-3	16
TSBW5.5-38-6	22
TSBW5.5-5	17
TSBW5.5-7	23
TSBWHT12-5.5-3	29
TSBWHT16-5.5-3	29
TSBWHT19-5.5-5	31
TSBWHT5.5-3	29
TSBWHT5.5-5	31
TSBWHT5.5-7	23
TSBWHT6.3-GP	34
TSFHR6.3-22-2	27
TSFHR8.0-25-1	27
TSHF6.3-2	27
TSHW-3	18
TSHW5.5-5	19
TSHW6.3-X	25
TSHW6.3-3	21
TSHW6.3-5	21
TSHW6.3-8	24
TSHWHT5.5-3	30
TSNS6.3-22-2	27
TSTF4.2-38-3	32
TSTF4.8-3	32
TSTF5.5-3	32
TSTF5.5-5	33
TSTF5.5-7	26

	PAGE
TSWCT5.5-38-5	20
Universal Drive Bits	126/127
WH6	92
WHDZ	102
WTW	129
WHSDZ	102
WHSDZ (BP)	41
WHX	98
WS	114
ZGP	35
ZGP19	35
ZWDP3	39
ZWDP4.2-38-3	39
ZWDP-5	40

NOTES

[illegible]

[illegible]

[illegible]

NOTES

[illegible]



FOR FURTHER INFORMATION
PLEASE DON'T HESITATE TO
CONTACT OUR TECHNICAL DEPARTMENT,
WHERE OUR IN-HOUSE ENGINEERS CAN PUT
YOU FURTHER DETAIL WITH FREE HELP AND ADVICE

technical@evolution.com
or call
+44 (0) 241 847 7200

HELP US

www.evofab.com
FOR LATEST PRODUCT INFORMATION
LETTERS AND ADS

OR FOR CUSTOMER SERVICE
Tel: +44 (0) 241 847 7200
Fax: +44 (0) 241 847 5228
Email: sales@evofab.com

UPPER MERION AND ACCORD RD
Tel: +44 (0) 24 8895 3759
Fax: +44 (0) 24 9237 6828

evolution