

- ✓ Quality
- ✓ Reliability
- ✓ Excellence



*Over 30 Years of Quality*

**ROLL  
WITH  
CONFIDENCE**

*Moving You **Forward...***



LIGHT DUTY CASTERS




MEDIUM DUTY CASTERS



HEAVY DUTY CASTERS





Service Caster Corporation, based in West Reading, Pennsylvania, is a testament to the vision of founder Ronald T. Manz. Over 30 years, it has grown into the world's largest caster and wheel manufacturer, offering solutions from light-duty furniture casters to heavy-duty industrial wheels.

Ronald's expertise and commitment to innovation have helped the company exceed customer expectations, transforming it from a modest enterprise into a global leader. Serving industries like healthcare, food service, and manufacturing, Service Caster remains true to its family-operated roots and values of community and quality.

As it continues to grow, Service Caster stays inspired by Ronald's leadership, providing reliable, innovative mobility solutions and honoring his legacy for years to come.



Service Caster & Truck Company  
Historical 1940 photos

*Ronald T. Manz*





# WE ARE **SERVICE** **CASTER**

- EXPERT CUSTOMER SERVICE
- THOUSANDS OF CASTERS
- SAME DAY SHIPPING FOR
- PHONE, EMAIL, AND ONLINE
- CUSTOM CASTERS AND PRODUCTS

Service Caster Corporation, based in West Reading, Pennsylvania, is the result of the vision of founder Ronald T. Manz, and the dedicated efforts of its employees. We have grown from a small family business into the world's largest caster and wheel manufacturer, providing solutions for everything from light-duty to heavy-duty industrial applications.

While Ronnie's leadership laid the foundation, the dedication of our employees has driven the company's global success across multiple continents. Despite its growth, **Service Caster** remains family-owned and operated. Our team continues to lead the industry with reliable, innovative solutions.





VICE  
S IN STOCK  
R MOST ORDERS  
LINE ORDERING  
FABRICATION



Excellent



★ Trustpilot

ng, PA, thrives thanks to the vision of its founder,  
team. For over 30 years, the company has grown  
cturer, offering solutions from light-duty casters  
industrial wheels.



ne **team's** commitment to innovation and quality  
s industries like healthcare and manufacturing.  
-operated, honoring its roots while continuing to  
, innovative mobility solutions.



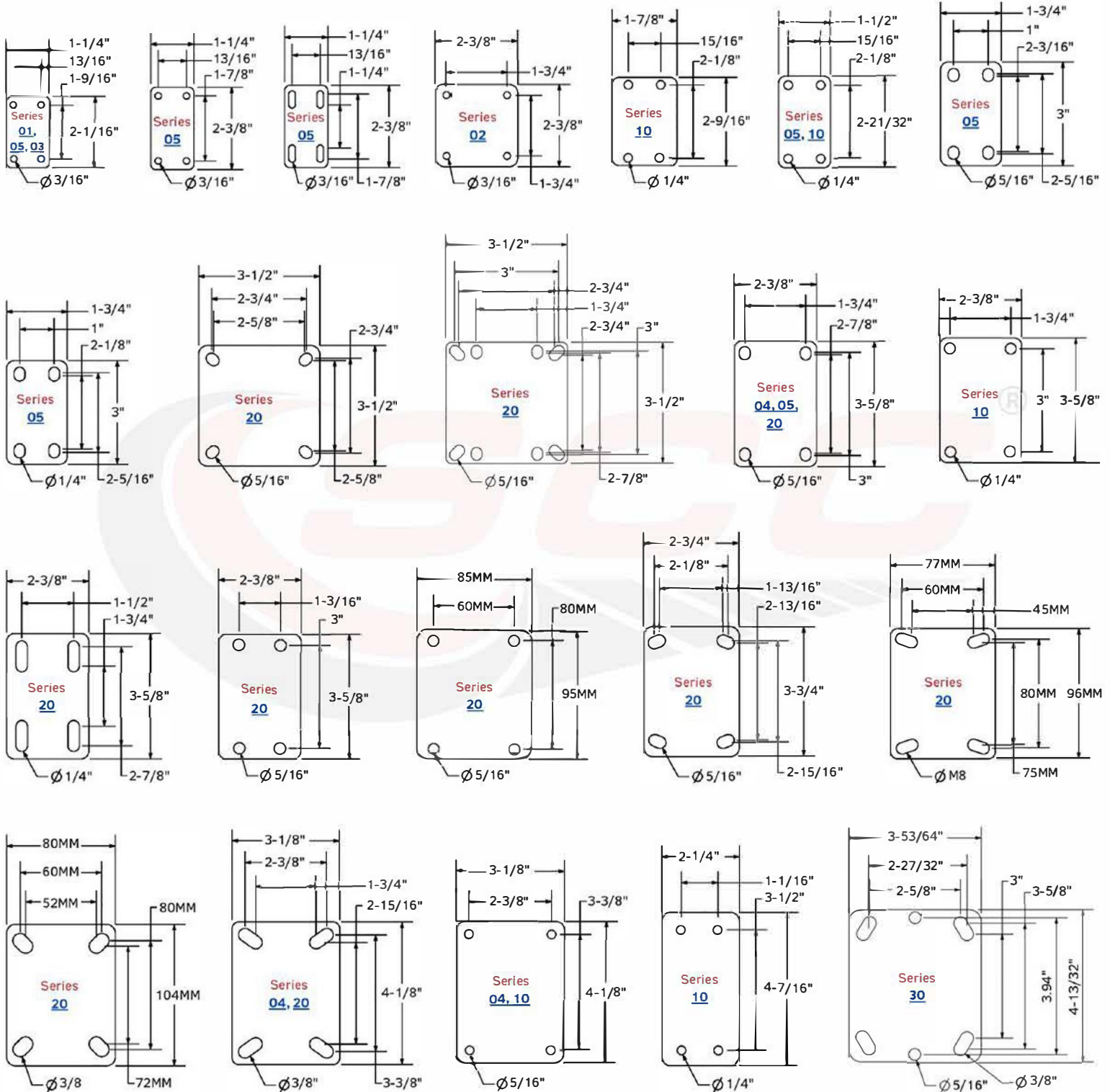
**ECC**  
**CASTER**  
**CORPORATION**



Standard Top Plate & Bolt Pattern

At Service Caster, we offer a range of standard top plates to fit your needs. Available in small, medium, and large sizes, our top plates ensure secure and reliable attachment for your casters.

Overview of our Standard Top Plates

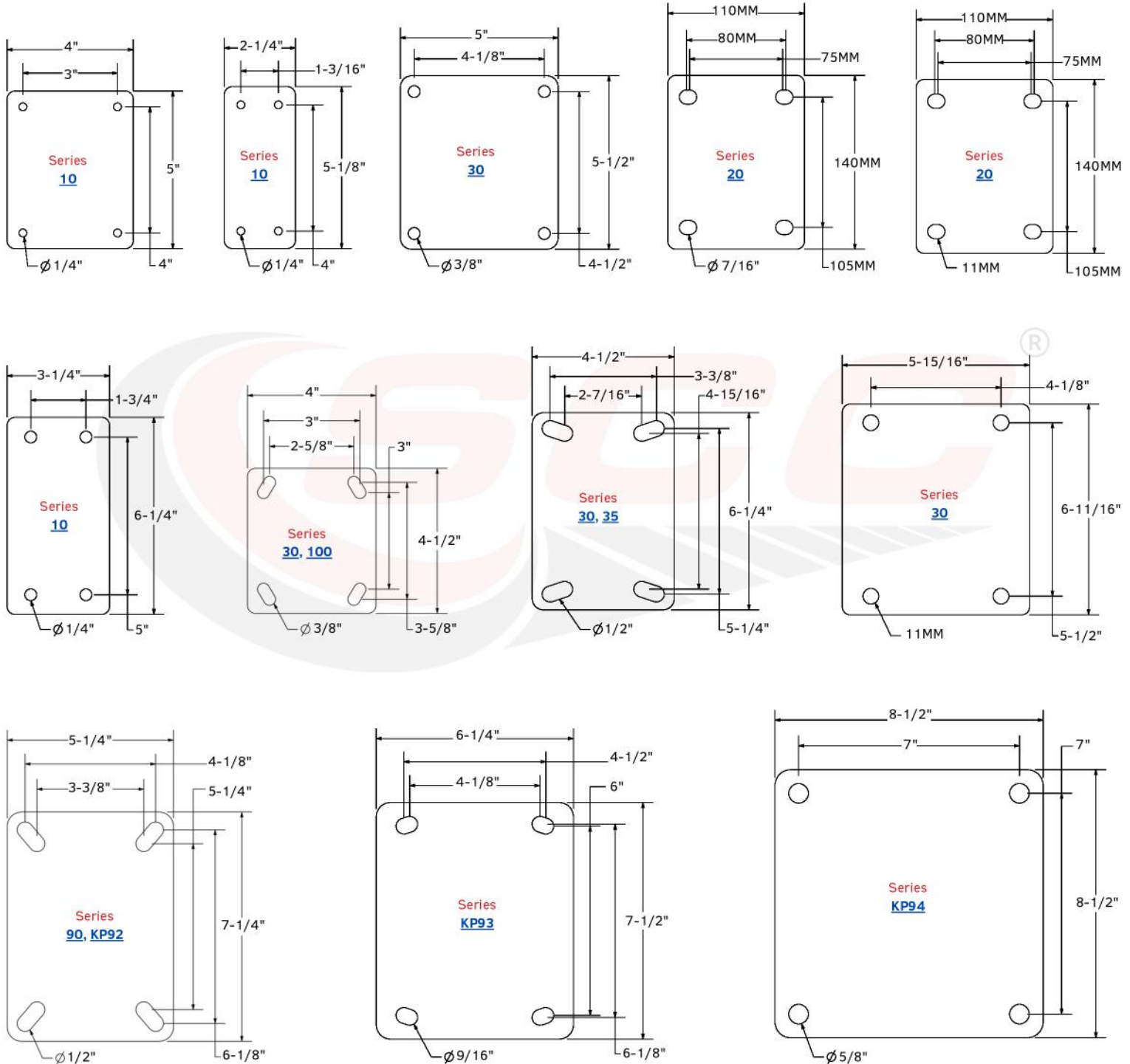


**New Swag Alert: Place Your Orders Now!**



At Service Caster, we offer a range of standard top plates to fit your needs. Available in small, medium, and large sizes, our top plates ensure secure and reliable attachment for your casters.

Overview of our Standard **Top Plates**



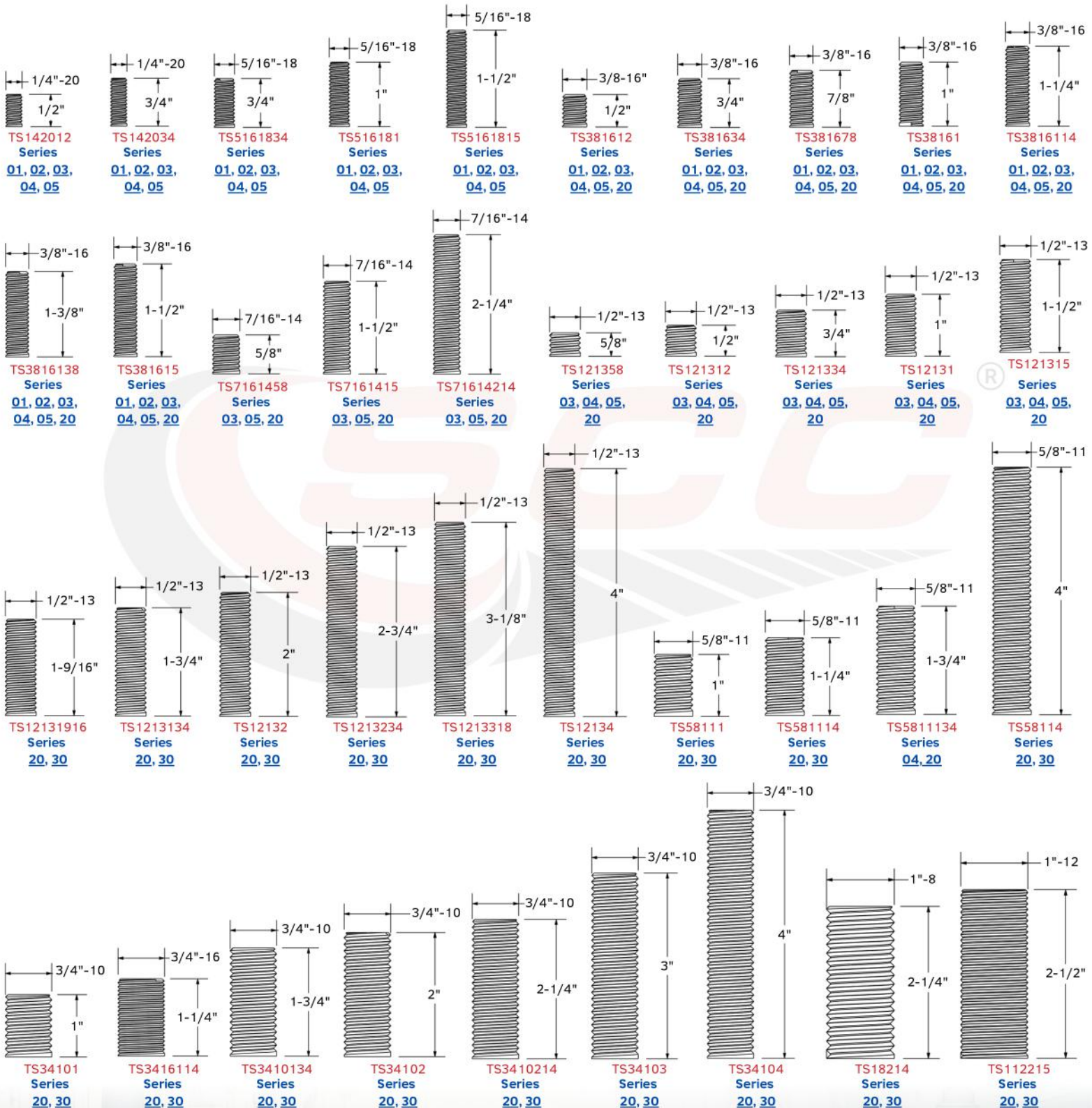
Don't see the size you need? Get in touch with our **customer service** team for assistance. We're here to help you find the perfect fit for your project.



At Service Caster, we offer a range of threaded stems to fit your needs. Available in various sizes, our threaded stems ensure secure and reliable attachment for your casters.

Standard Threaded Stem

Threaded Stem Overview



The diagram displays 45 different threaded stem models, each with its dimensions and series information. The stems are arranged in a grid-like fashion, showing various diameters and lengths. Each stem is accompanied by a small diagram indicating its diameter and length, and a list of series numbers.

Series	Series	Series	Series	Series	Series	Series	Series	Series	Series
TS142012 Series 01, 02, 03, 04, 05	TS142034 Series 01, 02, 03, 04, 05	TS5161834 Series 01, 02, 03, 04, 05	TS516181 Series 01, 02, 03, 04, 05	TS5161815 Series 01, 02, 03, 04, 05	TS381612 Series 01, 02, 03, 04, 05, 20	TS381634 Series 01, 02, 03, 04, 05, 20	TS381678 Series 01, 02, 03, 04, 05, 20	TS38161 Series 01, 02, 03, 04, 05, 20	TS3816114 Series 01, 02, 03, 04, 05, 20
TS3816138 Series 01, 02, 03, 04, 05, 20	TS381615 Series 01, 02, 03, 04, 05, 20	TS7161458 Series 03, 05, 20	TS7161415 Series 03, 05, 20	TS71614214 Series 03, 05, 20	TS121358 Series 03, 04, 05, 20	TS121312 Series 03, 04, 05, 20	TS121334 Series 03, 04, 05, 20	TS12131 Series 03, 04, 05, 20	TS121315 Series 03, 04, 05, 20
TS12131916 Series 20, 30	TS1213134 Series 20, 30	TS12132 Series 20, 30	TS1213234 Series 20, 30	TS1213318 Series 20, 30	TS12134 Series 20, 30	TS58111 Series 20, 30	TS581114 Series 20, 30	TS5811134 Series 04, 20	TS58114 Series 20, 30
TS34101 Series 20, 30	TS3416114 Series 20, 30	TS3410134 Series 20, 30	TS34102 Series 20, 30	TS3410214 Series 20, 30	TS34103 Series 20, 30	TS34104 Series 20, 30	TS18214 Series 20, 30	TS112215 Series 20, 30	

Don't see the size you need? Get in touch with our **customer service** team for assistance. We're here to help you find the perfect fit for your project.



Standard Threaded Stem

At Service Caster, we offer a range of threaded stems to fit your needs. Available in various sizes, our threaded stems ensure secure and reliable attachment for your casters.

Threaded Stem Overview

3/4"-10

10"

3/4"-10

8"

1"-8

8"

1"-8

7"

3/4"-10

6"

1"-8

4"

3/4"-10

5-1/2"

NSF

RoHS COMPLIANT

REACH COMPLIANT

Inch or Metric?

Measure Up!

Useful Tools for Measuring Threaded Stems

How to Identify Thread Pitch

TS341010 Series 20, 30

TS34108 Series 20, 30

TS188 Series 20, 30

TS187 Series 20, 30

TS34106 Series 20, 30

TS184 Series 20, 30

TS3410515 Series 20, 30

Metric Threaded Stem

M8-1.25

1-1/2"

M10-1.5

1-1/2"

M12-1.75

1"

M12-1.75

1-1/4"

M12-1.75

1-3/4"

M16-2.0

1-1/2"

M20-2.5

1-3/4"

TSM815 Series 02, 03, 05

TSM1015 Series 20

TSM121 Series 20, 30

TSM12114 Series 20, 30

TSM12134 Series 20, 30

TSM1615 Series 20, 30

TSM20134 Series 20, 30

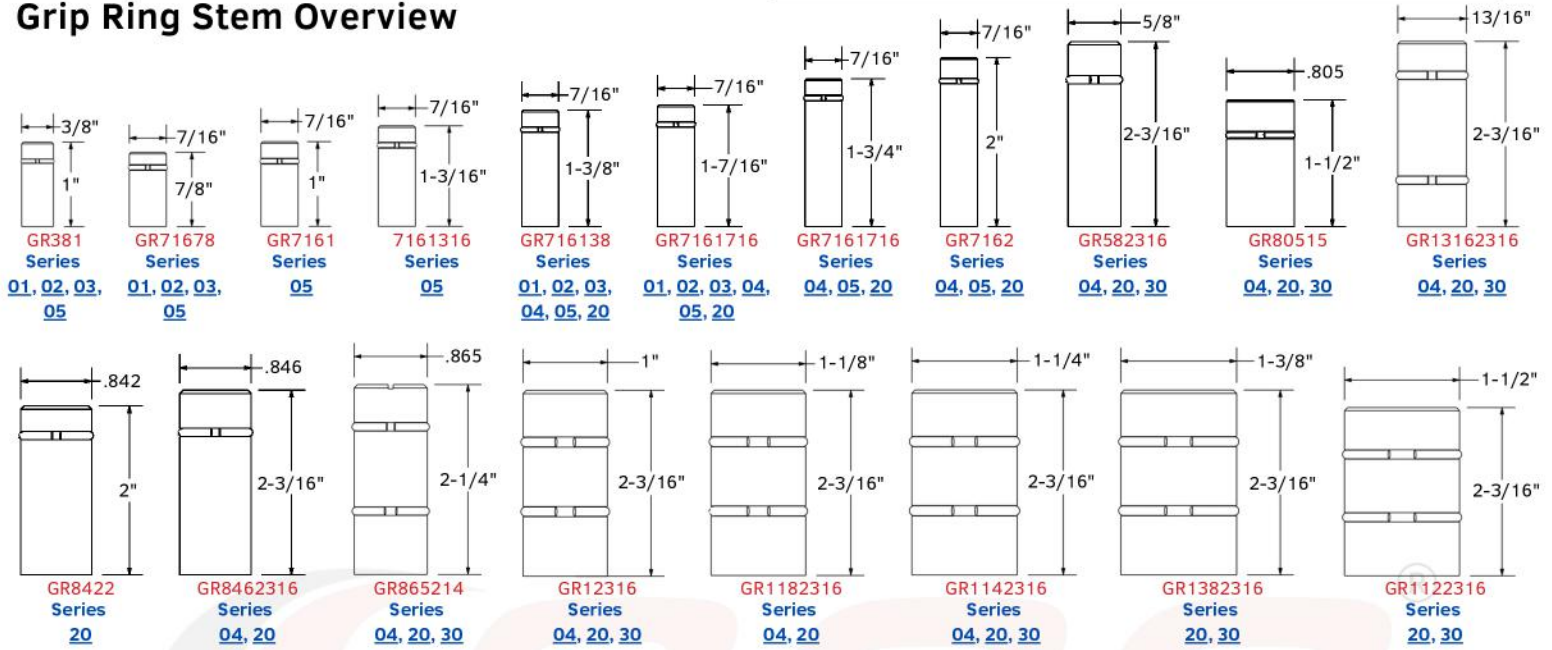
Don't see the size you need? Get in touch with our **customer service** team for assistance. We're here to help you find the perfect fit for your project.



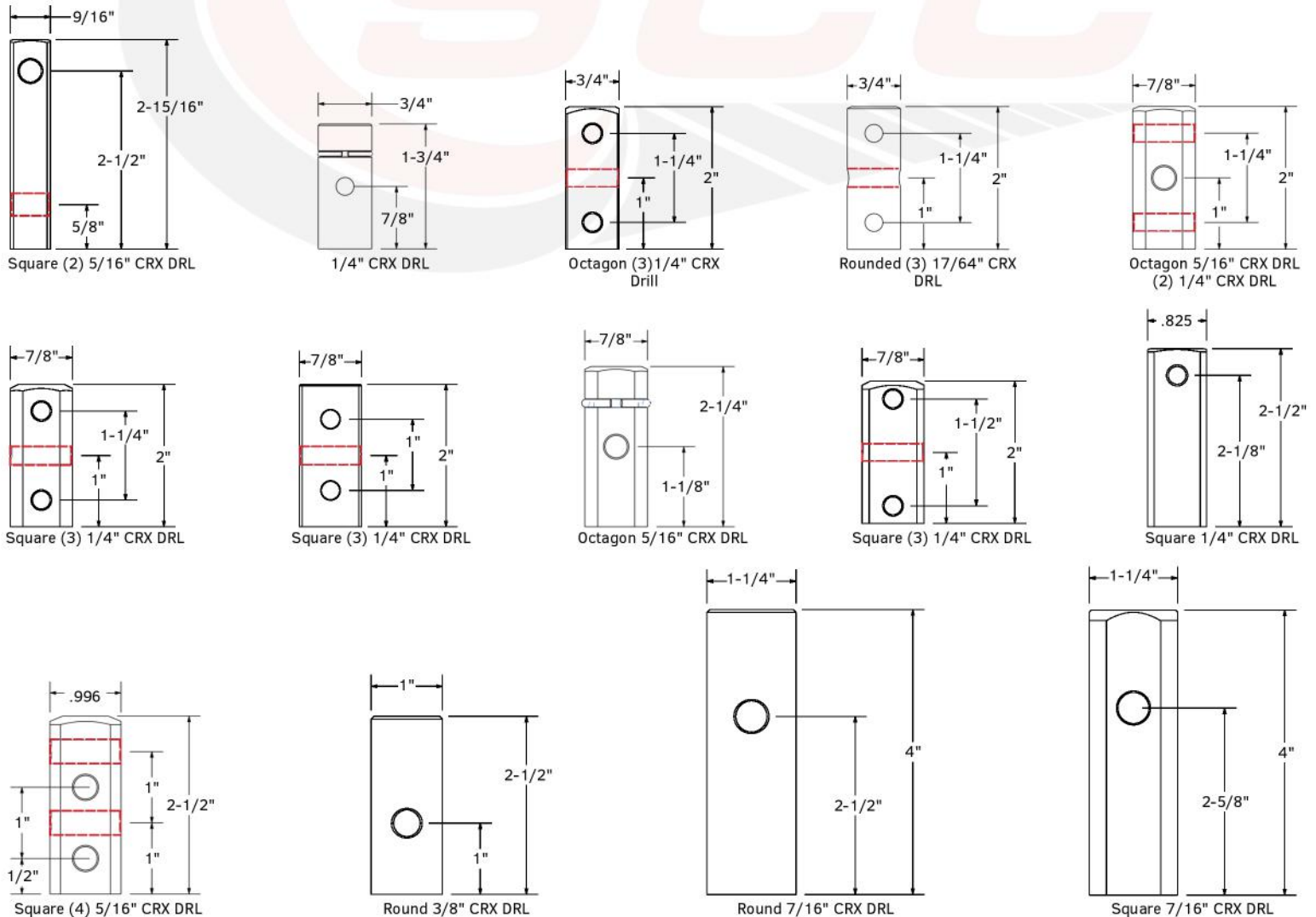
## Grip Ring & Cross-Drilled Stems

Here's a premium selection of our grip ring and cross-drilled stem casters, engineered for secure, reliable performance.

### Grip Ring Stem Overview



### Cross-Drilled Stems Overview

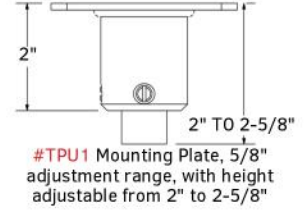
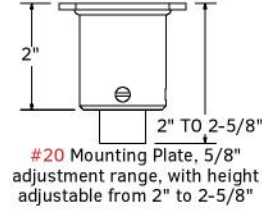
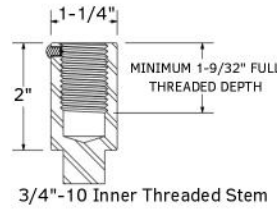
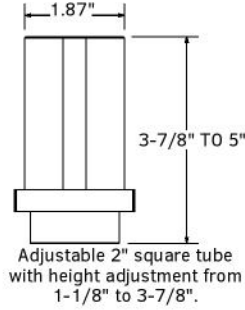
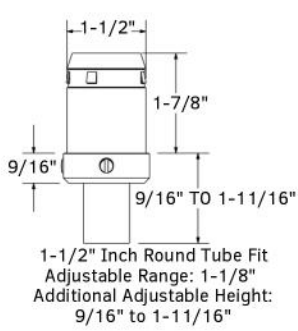




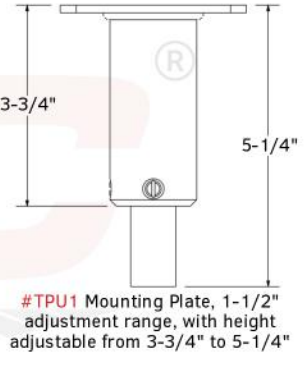
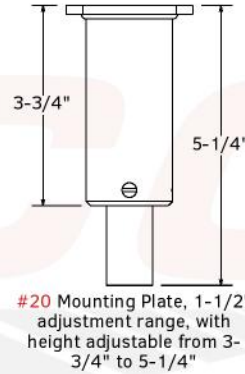
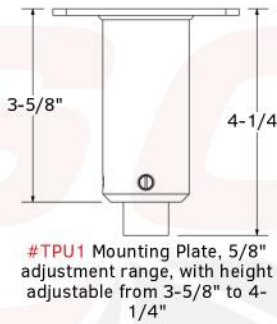
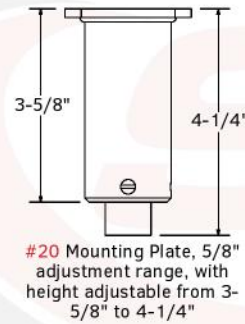
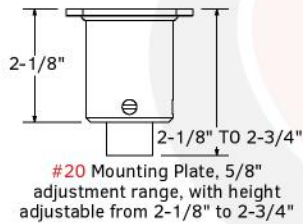
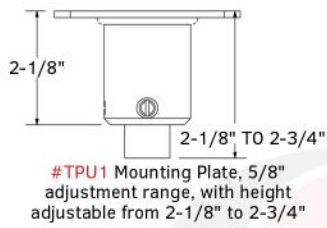
Here's a premium selection of our adjustable and special stem casters, designed for secure and reliable performance.

## Adjustable & Special Stems

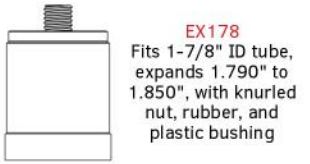
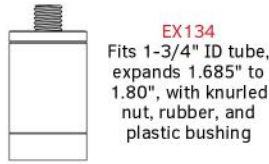
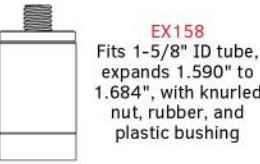
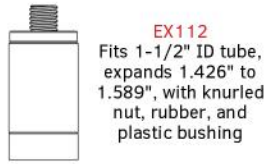
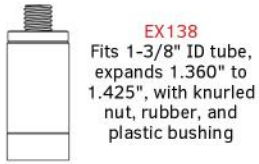
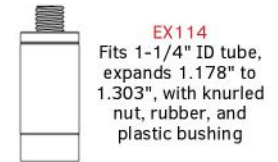
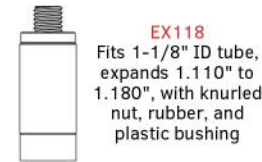
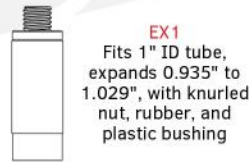
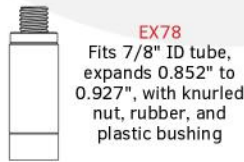
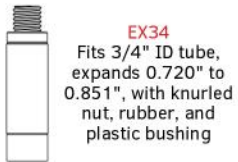
### Adjustable Stems Overview



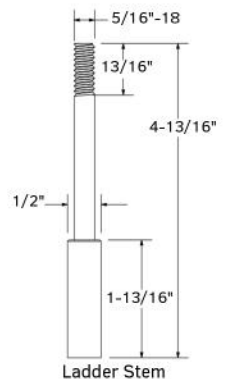



Great for leveling on **uneven** floors or adjusting height. Just twist the top to activate. Perfect for kitchen and industrial equipment!



### Expanding Adapter Stems Overview



### Special Stems Overview





**Table of Contents**

**Service Caster Brand**

*Service Caster provides durable, versatile caster and wheel solutions for both industrial and commercial use. Their products are designed to meet a wide range of needs, from heavy-duty industrial equipment to light-duty furniture applications.*



**#01 SERIES**  
Decorative, durable ball casters for chairs, tables, medical carts, and more.  
**Capacity to 100lbs.**



**#02 SERIES**  
Reliable casters for seating and fixtures, with various finishes and floor protection.  
**Capacity to 225lbs.**



**#03 SERIES**  
High-performance casters with multiple wheel options and chrome accents.  
**Capacity to 120lbs.**



**#04 SERIES**  
Low-profile casters offer mobility for heavy equipment without raising height.  
**Capacity to 1,000lbs.**



**#05 SERIES**  
Light-duty casters for furniture, electronics, food service, and store fixtures.  
**Capacity to 175lbs.**



**#10 SERIES**  
Affordable casters for light-duty applications and retail displays.  
**Capacity to 500lbs.**



**#20 SERIES**  
Great for trolleys, carts, chairs, and displays, with many finishes and options.  
**Capacity to 350lbs.**



**#30 SERIES**  
Versatile casters with finishes like stainless and multiple wheel options.  
**Capacity to 1,250lbs.**



**#35 SERIES**  
Larger top plate, zinc finish, easy-maintenance casters with grease fittings.  
**Capacity to 1,500lbs.**



**#60 SERIES**  
Heat-stabilized wheels resist oils, solvents, acids, roll easily, and withstand heat.  
**Capacity to 2,000lbs.**



**#90 SERIES**  
Great for heavy-duty use with smooth swivel action and easy maintenance.  
**Capacity to 3,500lbs.**



**#KP91 SERIES**  
Great for heavy-duty use, offering durability, strength, and smooth swivel.  
**Capacity to 6,000lbs.**



**#KP92 SERIES**  
Great for heavy-duty applications needing durability and shock load handling.  
**Capacity to 7,000lbs.**



**#KP93 SERIES**  
Great for heavy-duty industrial use needing strength, durability, and smooth swiveling.  
**Capacity to 20,000lbs.**



**#KP94 SERIES**  
Ideal for extreme-duty applications needing strength, durability, and smooth swiveling.  
**Capacity to 40,000lbs.**



**#100 SERIES**  
Ideal for all-terrain, indoor/outdoor use with quiet, smooth, durable performance.  
**Capacity to 7,200lbs.**



**WHEELS**  
Perfect for any application, offering versatile, durable, and reliable performance.  
**Materials are endless.**



**BRAKES**  
Swivel locks, floor locks, and brakes ensure stability and control for casters.  
**Total Control, Stability**



**#PARTS**  
Discover caster parts including locks, bearings, axles, and more.  
**Built to Roll.**



**OEM**  
Casters for all applications: durable, versatile, and built for performance.  
**Moving You Forward...**



## Chair & Furniture Casters

### Metal & Rubber Ball Casters

Crafted with top-notch quality and timeless style, these decorative ball casters are ideal for chairs, tables, medical carts, and more. Built to last with premium materials, they offer dependable functionality and effortless mobility.

#### Applications

- Store Fixtures
- Furniture
- Office Equipment
- Medical Equipment



CLICK TO PICK

#### Features

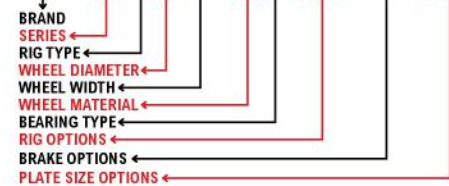
- Self-lubricating acetyl resin bearing
- No exposed axle



Suitable for all types of hard flooring.



### SCC-100S1650-PNT-BSL-FCB-TP4



16" Swivel Pneumatic Caster with Swivel Lock & Side Lock Brake with Optional Top Plate

#01 Series

### Mounting Options

### More Options

**Top Plate**

- 2" x 1-3/16" Plate with 1-9/16" x 13/16" Bolt pattern

**Grip Neck Stem**

- 5/16" x 1-1/2"

**Options**

- Shield-Guard cover shields your tread from scratches and damage during the production process and while in transit.

**Threaded Stem**

- 5/16"-18 x 3/4"
- 5/16"-18 x 1"
- 3/8"-16 x 1"
- 3/8"-16 x 1-1/2"

**Brake Option**

- Brake option available for 2-1/2" model only

**Socket Options**

- Service Caster has many solutions to help you mount your casters to your equipment quickly and easily.

**Grip Ring Stem**

- 3/8" x 1"
- 7/16" x 7/8"
- 7/16" x 1-7/16"

**Finish Options**

- Metalized Brass
- Windsor Antique
- Bright Chrome

**Corner Brackets**

- Angle & Straight



**Grip Neck Stem**

- 5/16" x 1-1/2" (516112)

**Wood Sockets**

- For use in wood applications
- Fits 5/16" x 1-1/2" Grip Neck Stem Only
- For Installation: Drill 3/8" x 1-5/8" Hole

**NOTE:** METAL SOCKETS FOR INSTALLATION INTO WOOD INCLUDED WITH GRIP NECK STEM MODELS



**GRIP NECK STEM CASTERS**

Wheel Diameter	Tread Material	Finish	Dynamic Load	Mounting Height	Swivel Radius	Part Number <small>CLICK TO ORDER NOW</small>
2"	Steel	Bright Chrome	75 lbs.	2-3/16"	1-1/2"	<a href="#">SCC-GN01S20-DCS-BC-516</a>
2"	Steel	Windsor Antique	75 lbs.	2-3/16"	1-1/2"	<a href="#">SCC-GN01S20-DCS-WA-516</a>
2-1/4"	Rubber	Bright Chrome	75 lbs.	2-5/16"	1-9/16"	<a href="#">SCC-GN01S214-DCR-BC-516</a>
2-1/4"	Rubber	Windsor Antique	75 lbs.	2-5/16"	1-9/16"	<a href="#">SCC-GN01S214-DCR-WA-516</a>
2-1/2"	Steel	Bright Chrome	100 lbs.	2-13/16"	1-7/8"	<a href="#">SCC-GN01S25-DCS-BC-516</a>
2-1/2"	Steel	Windsor Antique	100 lbs.	2-13/16"	1-7/8"	<a href="#">SCC-GN01S25-DCS-WA-516</a>
3"	Rubber	Bright Chrome	100 lbs.	2-7/8"	2-1/16"	<a href="#">SCC-GN01S30-DCR-BC-516</a>
3"	Rubber	Windsor Antique	100 lbs.	2-7/8"	2-1/16"	<a href="#">SCC-GN01S30-DCR-WA-516</a>

**Grip Ring Stem**

- 3/8" x 1" (381)
- 7/16" x 7/8" (71678)
- 7/16" x 1-7/16" (7161716)



**GRIP RING STEM CASTERS**

Wheel Diameter	Tread Material	Finish	Dynamic Load	Mounting Height	Swivel Radius	Part Number <small>CLICK TO ORDER NOW</small>
2"	Steel	Bright Chrome	75 lbs.	2-3/16"	1-1/2"	<a href="#">SCC-GR01S20-DCS-BC-*</a>
2"	Steel	Windsor Antique	75 lbs.	2-3/16"	1-1/2"	<a href="#">SCC-GR01S20-DCS-WA-*</a>
2-1/4"	Rubber	Bright Chrome	75 lbs.	2-5/16"	1-9/16"	<a href="#">SCC-GR01S214-DCR-BC-*</a>
2-1/4"	Rubber	Windsor Antique	75 lbs.	2-5/16"	1-9/16"	<a href="#">SCC-GR01S214-DCR-WA-*</a>
2-1/2"	Steel	Bright Chrome	100 lbs.	2-13/16"	1-7/8"	<a href="#">SCC-GR01S25-DCS-BC-*</a>
2-1/2"	Steel	Windsor Antique	100 lbs.	2-13/16"	1-7/8"	<a href="#">SCC-GR01S25-DCS-WA-*</a>
3"	Rubber	Bright Chrome	100 lbs.	2-7/8"	2-1/16"	<a href="#">SCC-GR01S30-DCR-BC-*</a>
3"	Rubber	Windsor Antique	100 lbs.	2-7/8"	2-1/16"	<a href="#">SCC-GR01S30-DCR-WA-*</a>

NOTE: FOR YOUR STEM CHOICE, REPLACE \* IN PART NUMBER WITH THE STEM CODE SHOWN IN STEM CHOICES.





## TOP PLATE CASTERS

Wheel Diameter	Tread Material	Finish	Dynamic Load	Mounting Height	Swivel Radius	Part Number <small>CLICK TO ORDER NOW</small>
2"	Steel	Bright Chrome	75 lbs.	2-3/16"	1-1/2"	<a href="#">SCC-TP01S20-DCS-BC</a>
2"	Steel	Windsor Antique	75 lbs.	2-3/16"	1-1/2"	<a href="#">SCC-TP01S20-DCS-WA</a>
2-1/4"	Rubber	Bright Chrome	75 lbs.	2-5/16"	1-9/16"	<a href="#">SCC-TP01S214-DCR-BC</a>
2-1/4"	Rubber	Windsor Antique	75 lbs.	2-5/16"	1-9/16"	<a href="#">SCC-TP01S214-DCR-WA</a>
2-1/2"	Steel	Bright Chrome	100 lbs.	2-13/16"	1-7/8"	<a href="#">SCC-TP01S25-DCS-BC</a>
2-1/2"	Steel	Windsor Antique	100 lbs.	2-13/16"	1-7/8"	<a href="#">SCC-TP01S25-DCS-WA</a>
3"	Rubber	Bright Chrome	100 lbs.	2-7/8"	2-1/16"	<a href="#">SCC-TP01S30-DCR-BC</a>
3"	Rubber	Windsor Antique	100 lbs.	2-7/8"	2-1/16"	<a href="#">SCC-TP01S30-DCR-WA</a>

## THREADED STEM CASTERS

Wheel Diameter	Tread Material	Finish	Dynamic Load	Mounting Height	Swivel Radius	Part Number <small>CLICK TO ORDER NOW</small>
2"	Steel	Bright Chrome	75 lbs.	2-3/16"	1-1/2"	<a href="#">SCC-TS01S20-DCS-BC-*</a>
2"	Steel	Windsor Antique	75 lbs.	2-3/16"	1-1/2"	<a href="#">SCC-TS01S20-DCS-WA-*</a>
2-1/4"	Rubber	Bright Chrome	75 lbs.	2-5/16"	1-9/16"	<a href="#">SCC-TS01S214-DCR-BC-*</a>
2-1/4"	Rubber	Windsor Antique	75 lbs.	2-5/16"	1-9/16"	<a href="#">SCC-TS01S214-DCR-WA-*</a>
2-1/2"	Steel	Bright Chrome	100 lbs.	2-13/16"	1-7/8"	<a href="#">SCC-TS01S25-DCS-BC-*</a>
2-1/2"	Steel	Windsor Antique	100 lbs.	2-13/16"	1-7/8"	<a href="#">SCC-TS01S25-DCS-WA-*</a>
3"	Rubber	Bright Chrome	100 lbs.	2-7/8"	2-1/16"	<a href="#">SCC-TS01S30-DCR-BC-*</a>
3"	Rubber	Windsor Antique	100 lbs.	2-7/8"	2-1/16"	<a href="#">SCC-TS01S30-DCR-WA-*</a>

NOTE: FOR YOUR STEM CHOICE, REPLACE \* IN PART NUMBER WITH THE STEM CODE SHOWN IN STEM CHOICES.



### Threaded Stem

- 5/16"-18 x 3/4" (5161834)
- 5/16"-18 x 1" (516181)
- 3/8"-16 x 1" (38161)
- 3/8"-16 x 1-1/2" (3816112)



### Top Plate

- 1-1/2" x 1-1/2" Plate with 1" x 1" Bolt pattern
- 2" x 1-3/16" Plate with 1-9/16" x 13/16" Bolt pattern (TP2)



**REVIEW US ON**  
 Trustpilot  
SHARE YOUR THOUGHTS! WE VALUE YOUR FEEDBACK. >>>



## Chair & Furniture Casters

### Decorative Hooded Ball Casters

Decorative hooded ball casters offer a stylish and functional solution for furniture and equipment mobility. These versatile casters are characterized by their unique hooded design, which not only adds an aesthetic touch but also serves a practical purpose.

#### Applications

- Store Fixtures
- Furniture
- Office Equipment
- Medical Equipment

#### Features

- Self-lubricating acetyl resin bearing
- No exposed axle

PART NUMBER KEY: HOW TO ORDER THE CORRECT CASTER:

# SCC-GR01S20-POS-FB-SLB-716

Brand	Mounting Type	Series	Rig Type	Wheel Diameter	Wheel Material	Finish Type	Brake Option	Stem Size
Service Caster	Grip Neck (GN)	01	Swivel	2" (20)	Polycyefin (POS)	Windsor Antique (WA)	Brake (SLB)	5/16" x 1-1/2" (516)
	Grip Ring (GR)					Bright Chrome (BC)		Grip Ring - 7/16" x 7/8" (71678)
	Threaded Stem (TS)					Metallized Brass (MB)		Grip Ring - 7/16" x 1-7/8" (716178)
	Top Plate (TP)					Glossy Black (GB)		Threaded - 5/16" -18 x 1 (516181)
						Flat Black (FB)		Threaded - 3/8" -16 x 1 (38161)



CLICK TO PICK

### Mounting Options

### More Options

#### Top Plate

- 2" x 1-3/16" Plate with 1-9/16" x 13/16" Bolt pattern



#### Grip Neck Stem

- 5/16" x 1-1/2"



#### Brake Option

- Brake option available for 2-1/2" model only



#### Socket Options

- Service Caster has many solutions to help you mount your casters to your equipment quickly and easily.



#### Threaded Stem

- 5/16"-18 x 3/4"
- 5/16"-18 x 1"
- 3/8"-16 x 1"
- 3/8"-16 x 1-1/2"



#### Finish Options

- Metallized Brass
- Windsor Antique
- Bright Chrome
- Glossy Black
- Flat Black

#### Grip Ring Stem

- 3/8" x 1"
- 7/16" x 7/8"
- 7/16" x 1-7/16"



#### Corner Brackets

- Angle & Straight







## GRIP NECK STEM CASTERS

Wheel Diameter	Tread Material	Finish	Dynamic Load	Mounting Height	Swivel Radius	Part Number <small>CLICK TO ORDER NOW</small>
2"	Polyolefin	Bright Brass	80 lbs.	2-5/8"	1-7/8"	<a href="#">SCC-GN01S20-POS-BB-516</a>
2"	Polyolefin	Bright Chrome	80 lbs.	2-5/8"	1-7/8"	<a href="#">SCC-GN01S20-POS-BC-516</a>
2"	Polyolefin	Flat Black	80 lbs.	2-5/8"	1-7/8"	<a href="#">SCC-GN01S20-POS-FB-516</a>
2"	Polyolefin	Glossy Black	80 lbs.	2-5/8"	1-7/8"	<a href="#">SCC-GN01S20-POS-GB-516</a>
2"	Polyolefin	Windsor Antique	80 lbs.	2-5/8"	1-7/8"	<a href="#">SCC-GN01S20-POS-WA-516</a>
2"	Polyolefin	Windsor Antique	80 lbs.	2-5/8"	1-7/8"	<a href="#">SCC-GN01S20-POS-WA-SLB-516</a>



## GRIP RING STEM CASTERS

Wheel Diameter	Tread Material	Finish	Dynamic Load	Mounting Height	Swivel Radius	Part Number <small>CLICK TO ORDER NOW</small>
2"	Polyolefin	Bright Brass	80 lbs.	2-5/8"	1-7/8"	<a href="#">SCC-GR01S20-POS-BB-*</a>
2"	Polyolefin	Bright Chrome	80 lbs.	2-5/8"	1-7/8"	<a href="#">SCC-GR01S20-POS-BC-*</a>
2"	Polyolefin	Flat Black	80 lbs.	2-5/8"	1-7/8"	<a href="#">SCC-GR01S20-POS-FB-*</a>
2"	Polyolefin	Glossy Black	80 lbs.	2-5/8"	1-7/8"	<a href="#">SCC-GR01S20-POS-GB-*</a>
2"	Polyolefin	Windsor Antique	80 lbs.	2-5/8"	1-7/8"	<a href="#">SCC-GR01S20-POS-WA-*</a>
2"	Polyolefin	Windsor Antique	80 lbs.	2-5/8"	1-7/8"	<a href="#">SCC-GR01S20-POS-WA-SLB-*</a>

NOTE: FOR YOUR STEM CHOICE, REPLACE \* IN PART NUMBER WITH THE STEM CODE SHOWN IN STEM CHOICES.

### Grip Ring Stem

- 3/8" x 1" (381)
- 7/16" x 7/8" (71678)
- 7/16" x 1-7/16" (7161716)



### Grip Neck Stem

- 5/16" x 1-1/2" (516112)



### Wood Sockets

- For use in wood applications
- Fits 5/16" x 1-1/2" Grip Neck Stem Only
- For Installation: Drill 3/8" x 1-5/8" Hole



**NOTE:** METAL SOCKETS FOR INSTALLATION INTO WOOD INCLUDED WITH GRIP NECK STEM MODELS



### The Casters & Service You Need

- EASY ORDERING
- EXPERT SERVICE
- FAST SHIPPING
- CUSTOM ORDERS

LIKE, SHARE & SUBSCRIBE

**SERVICE CASTER CORPORATION**



## TOP PLATE CASTERS

Wheel Diameter	Tread Material	Finish	Dynamic Load	Mounting Height	Swivel Radius	Part Number <small>CLICK TO ORDER NOW</small>
2"	Polyolefin	Bright Brass	80 lbs.	2-5/8"	1-7/8"	<a href="#">SCC-TP01S20-POS-BB</a>
2"	Polyolefin	Bright Chrome	80 lbs.	2-5/8"	1-7/8"	<a href="#">SCC-TP01S20-POS-BC</a>
2"	Polyolefin	Flat Black	80 lbs.	2-5/8"	1-7/8"	<a href="#">SCC-TP01S20-POS-FB</a>
2"	Polyolefin	Glossy Black	80 lbs.	2-5/8"	1-7/8"	<a href="#">SCC-TP01S20-POS-GB</a>
2"	Polyolefin	Windsor Antique	80 lbs.	2-5/8"	1-7/8"	<a href="#">SCC-TP01S20-POS-WA</a>
2"	Polyolefin	Windsor Antique	80 lbs.	2-5/8"	1-7/8"	<a href="#">SCC-TP01S20-POS-WA-SLB</a>

## THREADED STEM CASTERS

Wheel Diameter	Tread Material	Finish	Dynamic Load	Mounting Height	Swivel Radius	Part Number <small>CLICK TO ORDER NOW</small>
2"	Polyolefin	Bright Brass	80 lbs.	2-5/8"	1-7/8"	<a href="#">SCC-TS01S20-POS-BB-*</a>
2"	Polyolefin	Bright Chrome	80 lbs.	2-5/8"	1-7/8"	<a href="#">SCC-TS01S20-POS-BC-*</a>
2"	Polyolefin	Flat Black	80 lbs.	2-5/8"	1-7/8"	<a href="#">SCC-TS01S20-POS-FB-*</a>
2"	Polyolefin	Glossy Black	80 lbs.	2-5/8"	1-7/8"	<a href="#">SCC-TS01S20-POS-GB-*</a>
2"	Polyolefin	Windsor Antique	80 lbs.	2-5/8"	1-7/8"	<a href="#">SCC-TS01S20-POS-WA-*</a>
2"	Polyolefin	Windsor Antique	80 lbs.	2-5/8"	1-7/8"	<a href="#">SCC-TS01S20-POS-WA-SLB-*</a>

NOTE: FOR YOUR STEM CHOICE, REPLACE \* IN PART NUMBER WITH THE STEM CODE SHOWN IN STEM CHOICES.



### Threaded Stem

- 5/16"-18 x 3/4" (5161834)
- 5/16"-18 x 1" (516181)
- 3/8"-16 x 1" (38161)
- 3/8"-16 x 1-1/2" (3816112)



### Top Plate

- 2" x 1-3/16" Plate with 1-9/16" x 13/16" Bolt pattern





**REVIEW US ON**  
★ Trustpilot

SHARE YOUR THOUGHTS! WE VALUE YOUR FEEDBACK. >>>





## Decorative Twin Wheel Casters

### Twin Wheel Casters

Introducing our popular O2 Twin Wheel Series: A durable choice for seating and store fixtures. With various finishes and sizes, find the perfect fit for your application. Optional urethane wheels protect flooring.

#### Applications

- Computer equipment
- Displays
- Electronics
- Electronics storage
- Furniture
- Office equipment
- POP displays
- Seating
- Store fixtures

#### Features

- REACH-Certified
- RoHS Compliant
- Zinc Die-Cast Body & Hood
- Concealed Axle



#02 Series

PART NUMBER KEY: HOW TO ORDER THE CORRECT CASTER:

# SCC-GR02S50D-NYS-FB-B-71678

Brand	Mounting Type	Series	Rig Type	Wheel Diameter	Hood Type	Wheel Material	Finish Type	Brake Option	Stem Size
Service Caster	Grip Neck (GN)	02	Swivel	2" (50)	Die Cast Steel (D)	Nylon (NYS)	Windsor Antique (WA)	Brake (B)	Grip Neck 5/16" x 1-1/2" (516)
	Grip Ring (GR)			2-3/8" (60)	Plastic	Urethane (NYU)	Bright Chrome (BC)		Grip Ring - 7/16" x 7/8" (71678)
	Threaded Stem (TS)						Flat Black (FB)		Grip Ring - 7/16" x 1-7/16" (7161716)
	Top Plate (TP)								Threaded - 1/4"-20 x 5/8" (142058)
									Threaded - 5/16"-18 x 1" (5161810)
									Threaded - 5/16"-18 x 1/2" (5161812)
									Threaded - 3/8"-16 x 3/4" (381634)
									Threaded - 3/8"-16 x 1-1/2" (381615)
									Threaded - 3/8"-24 x 5/8" (382458)
									Top Plate - 1-1/2" x 1-1/2" (TP1)
									Top Plate - 1-3/16" x 2" (TP2)

Non-Marking  
Urethane Tread Optional



### Mounting Options

### More Options

#### Threaded Stem

- 1/4"-20 x 5/8"
- 5/16"-18 x 3/4"
- 5/16"-18 x 1"
- 3/8"-16 x 1"
- 3/8"-16 x 1-1/2"
- 3/8"-24 x 5/8"



#### Top Plate

- 2" x 1-3/16" Plate with 1-9/16" x 13/16" Bolt pattern
- 1-1/2" x 1-1/2" Plate with 1" x 1" Bolt Pattern



#### Corner Brackets

- Angle & Straight



#### Grip Ring Stem

- 3/8" x 1"
- 7/16" x 7/8"
- 7/16" x 1-7/16"



#### Brake Option

- Brake option available



#### Finish Options

- Flat Black
- Windsor Antique
- Bright Chrome

#### Socket Options

- Service Caster has many solutions to help you mount your casters to your equipment quickly and easily.





## GRIP NECK STEM CASTERS

Wheel Diameter	Dynamic Load	Mounting Height	Swivel Radius	Tread Material	Finish	Part Number <small>CLICK TO ORDER NOW</small>
2" (50)	75 lbs.	2-3/8"	1-3/4"	Nylon	Flat Black	<a href="#">SCC-GN02S50D-NYS-FB-516</a>
				Nylon	Flat Black	<a href="#">SCC-GN02S50D-NYS-FB-B-516</a>
				Nylon	Windsor Antique	<a href="#">SCC-GN02S50D-NYS-WA-B-516</a>
				Urethane	Flat Black	<a href="#">SCC-GN02S50D-NYU-FB-516</a>
				Urethane	Windsor Antique	<a href="#">SCC-GN02S50D-NYU-WA-516</a>
				Nylon	Black	<a href="#">SCC-GN02S50-NYS-B-516</a>
2-3/8" (60)	100 lbs.	2-3/4"	2-3/16"	Urethane	Flat Black	<a href="#">SCC-GN02S60D-NYU-FB-516</a>
				Urethane	Windsor Antique	<a href="#">SCC-GN02S60D-NYU-WA-516</a>
				Nylon	Black	<a href="#">SCC-GN02S60-NYS-516</a>
				Nylon	Black	<a href="#">SCC-GN02S60-NYS-B-516</a>

## GRIP RING STEM CASTERS

Wheel Diameter	Dynamic Load	Mounting Height	Swivel Radius	Tread Material	Finish	Part Number <small>CLICK TO ORDER NOW</small>
2" (50)	75 lbs.	2-1/2"	1-3/4"	Nylon	Flat Black	<a href="#">SCC-GR02S50D-NYS-FB-*</a>
				Nylon	Flat Black	<a href="#">SCC-GR02S50D-NYS-FB-B-*</a>
				Nylon	Windsor Antique	<a href="#">SCC-GR02S50D-NYS-WA-*</a>
				Nylon	Windsor Antique	<a href="#">SCC-GR02S50D-NYS-WA-B-*</a>
				Urethane	Bright Chrome	<a href="#">SCC-GR02S50D-NYU-BC-*</a>
				Urethane	Flat Black	<a href="#">SCC-GR02S50D-NYU-FB-*</a>
				Urethane	Windsor Antique	<a href="#">SCC-GR02S50D-NYU-WA-*</a>
				Nylon	Black	<a href="#">SCC-GR02S50-NYS-*</a>
2-3/8" (60)	100 lbs.	2-3/4"	2-3/16"	Nylon	Windsor Antique	<a href="#">SCC-GR02S60D-NYS-WA-*</a>
				Urethane	Flat Black	<a href="#">SCC-GR02S60D-NYU-FB-*</a>
				Urethane	Windsor Antique	<a href="#">SCC-GR02S60D-NYU-WA-*</a>
				Nylon	Black	<a href="#">SCC-GR02S60-NYS-*</a>
				Nylon	Black	<a href="#">SCC-GR02S60-NYS-B-*</a>

NOTE: FOR YOUR STEM CHOICE, REPLACE \* IN PART NUMBER WITH THE STEM CODE SHOWN IN STEM CHOICES.

### Grip Ring Stem

- 3/8" x 1" ([381](#))
- 7/16" x 7/8" ([71678](#))
- 7/16" x 1-7/16" ([7161716](#))



### Wood Sockets

- For use in wood applications
- Fits 5/16" x 1-1/2" Grip Neck Stem Only
- For Installation: Drill 3/8" x 1-5/8" Hole



### Grip Neck Stem

- 5/16" x 1-1/2" ([516112](#))



**NOTE:** METAL SOCKETS FOR INSTALLATION INTO WOOD INCLUDED WITH GRIP NECK STEM MODELS

### Brake Option

- Brake option available (-B)



### Corner Brackets

- 90 Degree Angle ([CB90](#))
- 180 Degree Straight ([CB180](#))





# TOP PLATE CASTERS


Wheel Diameter	Dynamic Load	Mounting Height	Swivel Radius	Tread Material	Finish	Part Number <small>CLICK TO ORDER NOW</small>
2" (50)	75 lbs.	2-11/16"	1-3/4"	Nylon	Flat Black	<a href="#">SCC-TP02S50D-NYS-FB-B</a>
					Flat Black	<a href="#">SCC-TP02S50D-NYS-FB-B-TP2</a>
					Flat Black	<a href="#">SCC-TP02S50D-NYS-FB-TP2</a>
					Windsor Antique	<a href="#">SCC-TP02S50D-NYS-WA-B</a>
					Windsor Antique	<a href="#">SCC-TP02S50D-NYS-WA-B-TP2</a>
				Urethane	Windsor Antique	<a href="#">SCC-TP02S50D-NYU-BC</a>
					Bright Chrome	<a href="#">SCC-TP02S50D-NYU-BC-TP2</a>
					Bright Chrome	<a href="#">SCC-TP02S50D-NYU-FB</a>
					Flat Black	<a href="#">SCC-TP02S50D-NYU-FB-TP2</a>
					Windsor Antique	<a href="#">SCC-TP02S50D-NYU-WA</a>
2-3/8" (60)	100 lbs.	3-1/16"	2-3/16"	Urethane	Windsor Antique	<a href="#">SCC-TP02S60D-NYU-FB</a>
					Flat Black	<a href="#">SCC-TP02S60D-NYU-FB-TP2</a>
					Windsor Antique	<a href="#">SCC-TP02S60D-NYU-WA</a>
					Windsor Antique	<a href="#">SCC-TP02S60D-NYU-WA-TP2</a>

#02 Series

# THREADED STEM CASTERS

Wheel Diameter	Dynamic Load	Mounting Height	Swivel Radius	Tread Material	Finish	Part Number <small>CLICK TO ORDER NOW</small>
2" (50)	75 lbs.	2-1/2"	1-3/4"	Nylon	Flat Black	<a href="#">SCC-TS02S50D-NYS-FB-*</a>
					Flat Black	<a href="#">SCC-TS02S50D-NYS-FB-B-*</a>
					Windsor Antique	<a href="#">SCC-TS02S50D-NYS-WA-*</a>
					Windsor Antique	<a href="#">SCC-TS02S50D-NYS-WA-B-*</a>
				Urethane	Bright Chrome	<a href="#">SCC-TS02S50D-NYU-BC-*</a>
					Flat Black	<a href="#">SCC-TS02S50D-NYU-FB-*</a>
2-3/8" (60)	100 lbs.	2-7/8"	2-3/16"	Urethane	Windsor Antique	<a href="#">SCC-TS02S50D-NYU-WA-*</a>
					Flat Black	<a href="#">SCC-TS02S60D-NYU-FB-*</a>
					Windsor Antique	<a href="#">SCC-TS02S60D-NYU-WA-*</a>

NOTE: FOR YOUR STEM CHOICE, REPLACE \* IN PART NUMBER WITH THE STEM CODE SHOWN IN STEM CHOICES.



HOW TO MEASURE CASTER STEMS

### Brake Option

- Brake option available (-B)



### Threaded Stem

- 5/16"-18 x 3/4" (5161834)
- 5/16"-18 x 1" (516181)
- 3/8"-16 x 1" (38161)
- 3/8"-16 x 1-1/2" (3816112)



### Top Plate

- 1-1/2" x 1-1/2" Plate with 1" x 1" Bolt Pattern
- 2" x 1-3/16" Plate with 1-9/16" x 13/16" Bolt pattern (TP2)





**Floor Safe Twin Wheel Casters**

**Twin Wheel Casters**

Choose our soft wheel furniture and office chair casters for durable, floor-protecting solutions, ideal for various hard flooring types and compatible with top chair brands like Herman Miller and Hon.

**Applications**

- Office Chairs
- Display Stands
- Medical Carts
- Home Furniture
- Electric Equipment
- Shelving Units
- Mobile Workstations
- Seating
- Store fixtures

**Features**

- REACH-Certified
- RoHS Compliant
- Quiet Mobility
- Soft 70-75/A durometer tread



**PART NUMBER KEY: HOW TO ORDER THE CORRECT CASTER:**

**SCC-GR02S75-TPR-GRY-B-716176**

Brand	Mounting Type	Series	Rig Type	Wheel Diameter	Hood Type	Wheel Material	Brake Option	Stem Size
Service Caster	Grip Neck (GN)	02	Swivel	2" (50)	Thermoplastic Rubber (TPR)	Gray (GRY)	Brake (B)	Grip Neck 5/16" x 1-1/2" (516)
	Grip Ring (GR)			2-3/8" (60)		Black (BLK)		Grip Ring - 7/16" x 7/8" (71678)
	Threaded Stem (TS)			3" (75)				Grip Ring - 7/16" x 1-7/16" (716176)
	Top Plate (TP)			4" (100)				Threaded - 5/16"-18 x 1" (5161810)
				5" (125)				Threaded - 3/8"-16 x 3/4" (381634)
								Threaded - 3/8"-16 x 1" (381610)
								Threaded - 1/2"-13 x 1" (121310)
								Threaded - 1/2"-13 x 1-1/2" (121315)
								Top Plate - 1-1/2" x 1-1/2" (2"-3" wheel dia.)
								Top Plate - 2-5/8" x 3-3/4" (3"-5" wheel dia.)
								Top Plate - 2-3/16" x 2-9/16" (3"-5" wheel dia.)

**Non-Marking Thermoplastic Elastomer Rubber is offered in Black and Gray options.**



**Mounting Options**

**Threaded Stem**

- 1/4"-20 x 5/8"
- 5/16"-18 x 3/4"
- 5/16"-18 x 1"
- 3/8"-16 x 1"
- 3/8"-16 x 1-1/2"
- 3/8"-24 x 5/8"
- 1/2"-13 x 1"
- 1/2"-13 x 1-1/2"



**Grip Ring Stem**

- 3/8" x 1"
- 7/16" x 7/8"
- 7/16" x 1-7/16"



**Grip Neck Stem**

- 5/16" x 1-1/2"



**Top Plate**

- 1-1/2" x 1-1/2" Plate with 1" x 1" Bolt Pattern (3/16" hole)
- 2" x 1-3/16" Plate with 1-9/16" x 13/16" Bolt pattern (5/16" hole)
- 2-5/8" x 3-3/4" Plate with 1-3/4" x 2-3/4" to 3" (5/16" hole)



**Brake Option**

- Brake option available



**Corner Brackets**

- Angle & Straight



**Socket Options**

- Service Caster has many solutions to help you mount your casters to your equipment quickly and easily.




**Wood Sockets**

- For use in wood applications
- Fits 5/16" x 1-1/2" Grip Neck Stem Only
- For Installation: Drill 3/8" x 1-5/8" Hole



**NOTE: METAL SOCKETS FOR INSTALLATION INTO WOOD INCLUDED WITH GRIP NECK STEM MODELS**

**Grip Neck Stem**

- 5/16" x 1-1/2" ([516112](#))



## GRIP NECK STEM CASTERS

Wheel Diameter	Dynamic Load	Mounting Height	Swivel Radius	Tread Material	Finish	Part Number <small>CLICK TO ORDER NOW</small>
2" ( <a href="#">50</a> )	75 lbs.	2-1/4"	1-13/16"	Thermoplastic Rubber	Black	<a href="#">SCC-GN02S50-TPR-BLK</a>
					Black	<a href="#">SCC-GN02S50-TPR-BLK-B</a>
					Gray	<a href="#">SCC-GN02S50-TPR-GRY</a>
2-3/8" ( <a href="#">60</a> )	100 lbs.	2-5/8"	2-1/16"	Thermoplastic Rubber	Black	<a href="#">SCC-GN02S60-TPR-BLK</a>
					Gray	<a href="#">SCC-GN02S60-TPR-GRY</a>
3" ( <a href="#">75</a> )	165 lbs.	3-3/16"	2-1/2"	Thermoplastic Rubber	Black	<a href="#">SCC-GN02S75-TPR-BLK</a>
					Gray	<a href="#">SCC-GN02S75-TPR-GRY</a>



## GRIP RING STEM CASTERS

**Grip Ring Stem**

- 3/8" x 1" ([381](#))
- 7/16" x 7/8" ([71678](#))
- 7/16" x 1-7/16" ([7161716](#))



Wheel Diameter	Dynamic Load	Mounting Height	Swivel Radius	Tread Material	Finish	Part Number <small>CLICK TO ORDER NOW</small>
2" ( <a href="#">50</a> )	75 lbs.	2-1/4"	1-13/16"	Thermoplastic Rubber	Black	<a href="#">SCC-GR02S50-TPR-BLK-*</a>
					Black	<a href="#">SCC-GR02S50-TPR-BLK-B-*</a>
					Gray	<a href="#">SCC-GR02S50-TPR-GRY-*</a>
2-3/8" ( <a href="#">60</a> )	100 lbs.	2-5/8"	2-1/16"	Thermoplastic Rubber	Black	<a href="#">SCC-GR02S60-TPR-BLK-*</a>
					Gray	<a href="#">SCC-GR02S60-TPR-GRY-*</a>
3" ( <a href="#">75</a> )	165 lbs.	3-3/16"	2-1/2"	Thermoplastic Rubber	Black	<a href="#">SCC-GR02S75-TPR-BLK-*</a>
					Gray	<a href="#">SCC-GR02S75-TPR-GRY-*</a>
4" ( <a href="#">100</a> )	225 lbs.	4-5/16"	3-5/8"	Thermoplastic Rubber	Black	<a href="#">SCC-GR02S100-TPR-BLK-*</a>
					Black	<a href="#">SCC-GR02S100-TPR-GRY-*</a>

NOTE: FOR YOUR STEM CHOICE, REPLACE \* IN PART NUMBER WITH THE STEM CODE SHOWN IN STEM CHOICES.



Excellent



Based on 11,674 reviews



Any Questions?


**Corner Brackets**

- 90 Degree Angle ([CB90](#))
- 180 Degree Straight ([CB180](#))


**Brake Option**

- Brake option available ([-B](#))



All Models Available with Brake





## TOP PLATE CASTERS

### Top Plate

- 1-1/2" x 1-1/2" Plate with 1" x 1" Bolt Pattern (3/16" hole) (TP1)
- 2" x 1-3/16" Plate with 1-9/16" x 13/16" Bolt pattern (5/16" hole) (TP2)
- 2-5/8" x 3-3/4" Plate with 1-3/4" x 2-3/4" to 3" (5/16" hole) (TP3)



Wheel Diameter	Dynamic Load	Mounting Height	Swivel Radius	Tread Material	Finish	Part Number <small>CLICK TO ORDER NOW</small>
2" (50)	75 lbs.	2-3/8"	1-13/16"	Thermoplastic Rubber	Black	<a href="#">SCC-TP02S50-TPR-BLK-*</a>
					Black	<a href="#">SCC-TP02S50-TPR-BLK-B-*</a>
					Gray	<a href="#">SCC-TP02S50-TPR-GRY-*</a>
2-3/8" (60)	100 lbs.	2-3/4"	2-1/16"	Thermoplastic Rubber	Black	<a href="#">SCC-TP02S60-TPR-BLK-*</a>
					Gray	<a href="#">SCC-TP02S60-TPR-GRY-*</a>
3" (75)	165 lbs.	3-1/2"	2-1/2"	Thermoplastic Rubber	Black	<a href="#">SCC-TP02S75-TPR-BLK-*</a>
					Gray	<a href="#">SCC-TP02S75-TPR-GRY-*</a>
4" (100)	225 lbs.	4-5/8"	3-5/8"	Thermoplastic Rubber	Black	<a href="#">SCC-TP02S100-TPR-BLK-*</a>
					Gray	<a href="#">SCC-TP02S100-TPR-GRY-*</a>

## THREADED STEM CASTERS

### Threaded Stem

- 5/16"-18 x 3/4" (5161834)
- 5/16"-18 x 1" (516181)
- 3/8"-16 x 1" (38161)
- 3/8"-16 x 1-1/2" (3816112)
- 1/2"-13 x 1" (12131)
- 1/2"-13 x 1-1/2" (121315)



Wheel Diameter	Dynamic Load	Mounting Height	Swivel Radius	Tread Material	Finish	Part Number <small>CLICK TO ORDER NOW</small>
2" (50)	75 lbs.	2-3/8"	1-13/16"	Thermoplastic Rubber	Black	<a href="#">SCC-TS02S50-TPR-BLK-*</a>
					Black	<a href="#">SCC-TS02S50-TPR-BLK-B-*</a>
					Gray	<a href="#">SCC-TS02S50-TPR-GRY-*</a>
2-3/8" (60)	100 lbs.	2-3/4"	2-1/16"	Thermoplastic Rubber	Black	<a href="#">SCC-TS02S60-TPR-BLK-*</a>
					Gray	<a href="#">SCC-TS02S60-TPR-GRY-*</a>
3" (75)	165 lbs.	3-1/2"	2-1/2"	Thermoplastic Rubber	Black	<a href="#">SCC-TS02S75-TPR-BLK-*</a>
					Gray	<a href="#">SCC-TS02S75-TPR-GRY-*</a>
4" (100)	225 lbs.	4-5/16"	3-5/8"	Thermoplastic Rubber	Black	<a href="#">SCC-TS02S100-TPR-BLK-*</a>
					Gray	<a href="#">SCC-TS02S100-TPR-GRY-*</a>

NOTE: FOR YOUR STEM CHOICE, REPLACE \* IN PART NUMBER WITH THE STEM CODE SHOWN IN STEM CHOICES.



### Brake Option

- Brake option available (-B)



Suitable for  
**all** types of  
hard flooring.



**Unhooded Nylon Twin Wheel Casters**

Unhooded Twin Wheel Casters

Our nylon construction offers nylon or urethane wheel treads for floor protection. Solid axles ensure retention and high load ratings, with zinc plating for corrosion resistance.

**Applications**

- Utility Carts
- Furniture
- Office Equipment
- Medical Equipment
- Store Fixtures



**Features**

- Modern Design
- Option of Nylon or Urethane Wheel
- Riveted Axle for Secure Wheel Retention



#02 Series

PART NUMBER KEY: HOW TO ORDER THE CORRECT CASTER:

**SCC-UHTS02S100-NYS-B-5161810**

Brand	Caster Style	Mounting Type	Series	Rig Type	Wheel Diameter	Wheel Material	Brake Option	Stem Size
Service Caster	Unhooded (UH)	Threaded Stem (TS)	02	Swivel	2" (50)	Nylon (NYS)	Brake (B)	Grip Neck 5/16" x 1-1/2" (516)
		Grip Neck (GN)			2-3/8" (60)	Nylon (NYS)		Grip Ring - 7/16" x 7/8" (71678)
		Grip Ring (GR)			3" (75)			Grip Ring - 7/16" x 1-7/16" (7161716)
		Top Plate (TP)			4" (100)			Threaded - 5/16"-18 x 1" (5161810)
								Threaded - 3/8"-16 x 3/4" (381634)
								Threaded - 3/8"-16 x 1" (381610)
								Threaded - 1/2"-13 x 1" (121310)
								Threaded - 1/2"-13 x 1-1/2" (121315)
								Top Plate - 1-1/2" x 1-1/2" (2"-3" wheel dia.)
								Top Plate - 2-5/8" x 3-3/4" (3"-5" wheel dia.)
								Top Plate - 2-3/16" x 2-9/16" (3"-5" wheel dia.)



Locking Caster Option

Mounting Options

More Options

**Threaded Stem**

- 1/4"-20 x 5/8"
- 5/16"-18 x 3/4"
- 5/16"-18 x 1"
- 3/8"-16 x 1"
- 3/8"-16 x 1-1/2"
- 3/8"-24 x 5/8"
- 1/2"-13 x 1"
- 1/2"-13 x 1-1/2"



**Grip Ring Stem**

- 3/8" x 1"
- 7/16" x 7/8"
- 7/16" x 1-7/16"



**Grip Neck Stem**

- 5/16" x 1-1/2"



**Top Plate**

- 1-1/2" x 1-1/2" Plate with 1" x 1" Bolt Pattern (3/16" hole)
- 2" x 1-3/16" Plate with 1-9/16" x 13/16" Bolt pattern (5/16" hole)
- 2-5/8" x 3-3/4" Plate with 1-3/4" x 2-3/4" to 3" (5/16" hole)



**Brake Option**

- Brake option available



**Corner Brackets**

- Angle & Straight



**Socket Options**

- Service Caster has many solutions to help you mount your casters to your equipment quickly and easily.







## GRIP NECK STEM CASTERS

### Wood Sockets

- For use in wood applications
- Fits 5/16" x 1-1/2" Grip Neck Stem Only
- For Installation: Drill 3/8" x 1-5/8" Hole

**NOTE: METAL SOCKETS FOR INSTALLATION INTO WOOD INCLUDED WITH GRIP NECK STEM MODELS**



### Grip Neck Stem

- 5/16" x 1-1/2" ([516112](#))



Wheel Diameter	Dynamic Load	Mounting Height	Swivel Radius	Tread Material	Finish	Part Number <small>CLICK TO ORDER NOW</small>
2" ( <a href="#">50</a> )	75 lbs.	2-1/4"	1-13/16"	Nylon	Black	<a href="#">SCC-UHGN02S50-NYS</a> <a href="#">SCC-UHGN02S50-NYS-B</a>
2-3/8" ( <a href="#">60</a> )	100 lbs.	2-5/8"	2-1/16"	Nylon	Black	<a href="#">SCC-UHGN02S60-NYS</a> <a href="#">SCC-UHGN02S60-NYS-B</a>
3" ( <a href="#">75</a> )	165 lbs.	3-3/16"	2-1/2"	Nylon	Black	<a href="#">SCC-UHGN02S75-NYS</a> <a href="#">SCC-UHGN02S75-NYS-B</a>



## GRIP RING STEM CASTERS

### Grip Ring Stem

- 3/8" x 1" ([381](#))
- 7/16" x 7/8" ([71678](#))
- 7/16" x 1-7/16" ([7161716](#))



Wheel Diameter	Dynamic Load	Mounting Height	Swivel Radius	Tread Material	Finish	Part Number <small>CLICK TO ORDER NOW</small>
2" ( <a href="#">50</a> )	75 lbs.	2-1/4"	1-13/16"	Nylon	Black	<a href="#">SCC-UHGR02S50-NYS-*</a> <a href="#">SCC-UHGR02S50-NYS-B-*</a>
2-3/8" ( <a href="#">60</a> )	100 lbs.	2-5/8"	2-1/16"	Nylon	Black	<a href="#">SCC-UHGR02S60-NYS-*</a> <a href="#">SCC-UHGR02S60-NYS-B-*</a>
3" ( <a href="#">75</a> )	165 lbs.	3-3/16"	2-1/2"	Nylon	Black	<a href="#">SCC-UHGR02S75-NYS-*</a> <a href="#">SCC-UHGR02S75-NYS-B-*</a>
4" ( <a href="#">100</a> )	175 lbs.	4-5/16"	3-5/8"	Nylon	Black	<a href="#">SCC-UHGR02S100-NYS-*</a> <a href="#">SCC-UHGR02S100-NYS-B-*</a>

NOTE: FOR YOUR STEM CHOICE, REPLACE \* IN PART NUMBER WITH THE STEM CODE SHOWN IN STEM CHOICES.



### SOCIAL MEDIA

FOLLOW US ON FACEBOOK

FOLLOW US ON X

LOCATE US ON LINKEDIN.

LIKE US ON INSTAGRAM

### Corner Brackets

- 90 Degree Angle ([CB90](#))
- 180 Degree Straight ([CB180](#))



### Brake Option

- Brake option available (-B)



All Models Available with Brake

Any Questions?





## TOP PLATE CASTERS

### Top Plate

- 1-1/2" x 1-1/2" Plate with 1" x 1" Bolt Pattern (3/16" hole) ([TP1](#))
- 2" x 1-3/16" Plate with 1-9/16" x 13/16" Bolt pattern (5/16" hole) ([TP2](#))
- 2-5/8" x 3-3/4" Plate with 1-3/4" x 2-3/4" to 3" (5/16" hole) ([TP3](#))



Wheel Diameter	Dynamic Load	Mounting Height	Swivel Radius	Tread Material	Finish	Part Number <small>CLICK TO ORDER NOW</small>
2" ( <a href="#">50</a> )	75 lbs.	2-3/8"	1-13/16"	Nylon	Black	<a href="#">SCC-UHTP02S50-NYS-*</a> <a href="#">SCC-UHTP02S50-NYS-B-*</a>
2-3/8" ( <a href="#">60</a> )	100 lbs.	2-3/4"	2-1/16"	Nylon	Black	<a href="#">SCC-UHTP02S60-NYS-*</a> <a href="#">SCC-UHTP02S60-NYS-B-*</a>
3" ( <a href="#">75</a> )	165 lbs.	3-1/2"	2-1/2"	Nylon	Black	<a href="#">SCC-UHTP02S75-NYS-*</a> <a href="#">SCC-UHTP02S75-NYS-B-*</a>
4" ( <a href="#">100</a> )	175 lbs.	4-5/8"	3-5/8"	Nylon	Black	<a href="#">SCC-UHTP02S100-NYS-*</a> <a href="#">SCC-UHTP02S100-NYS-B-*</a>



## THREADED STEM CASTERS

### Threaded Stem

- 5/16"-18 x 3/4" ([5161834](#))
- 5/16"-18 x 1" ([516181](#))
- 3/8"-16 x 1" ([38161](#))
- 3/8"-16 x 1-1/2" ([3816112](#))
- 1/2"-13 x 1" ([12131](#))
- 1/2"-13 x 1-1/2" ([121315](#))



Wheel Diameter	Dynamic Load	Mounting Height	Swivel Radius	Tread Material	Finish	Part Number <small>CLICK TO ORDER NOW</small>
2" ( <a href="#">50</a> )	75 lbs.	2-1/4"	1-13/16"	Nylon	Black	<a href="#">SCC-UHTS02S50-NYS-*</a> <a href="#">SCC-UHTS02S50-NYS-B-*</a>
2-3/8" ( <a href="#">60</a> )	100 lbs.	2-5/8"	2-1/16"	Nylon	Black	<a href="#">SCC-UHTS02S60-NYS-*</a> <a href="#">SCC-UHTS02S60-NYS-B-*</a>
3" ( <a href="#">75</a> )	165 lbs.	3-1/4"	2-1/2"	Nylon	Black	<a href="#">SCC-UHTS02S75-NYS-*</a> <a href="#">SCC-UHTS02S75-NYS-B-*</a>
4" ( <a href="#">100</a> )	175 lbs.	4-3/8"	3-5/8"	Nylon	Black	<a href="#">SCC-UHTS02S100-NYS-*</a> <a href="#">SCC-UHTS02S100-NYS-B-*</a>

NOTE: FOR YOUR STEM CHOICE, REPLACE \* IN PART NUMBER WITH THE STEM CODE SHOWN IN STEM CHOICES.



### Brake Option

- Brake option available ([-B](#))

[All Models Available with Brake](#)



Measuring chair caster stems before ordering is essential! Visit our "[How to Measure Caster Stems](#)" page or contact us for assistance. Send us a caster sample (mounting included), and we'll ensure you get the right replacement.



**Twin Wheel Casters**

Compression brake casters prevent rolling under weight, offering stability. Decompression safety casters restrict movement when unoccupied, enhancing safety.

**Applications**

- Store Fixtures
- Furniture
- Office Equipment
- Medical Equipment

**Features**

- Self-lubricating acetyl resin bearing
- No exposed axle

**Grip Ring Stem**

- 7/16" x 7/8"



**Twin wheel casters featuring special braking options.**

**PART NUMBER KEY: HOW TO ORDER THE CORRECT CASTER:**

**SCC-COMGR02S50-NYU-716X78**

Brand	Caster Style	Mounting Type	Series	Rig Type	Wheel Diameter	Wheel Material	Stem Size
Service Caster	Compression (COM) Decompression (DEC)	Grip Ring (GR)	02	Swivel	2" (50)	Urethane (NYU)	Grip Ring - 7/16" x 7/8" (71678)

*Pick your Caster*

Wheel Diameter	Tread Material	Color	Dynamic Load	Mounting Height Range	Swivel Radius	Part Number
2" (50)	Urethane	Black	75 lbs.	2-7/16" - 2-1/2"	2-1/16	<a href="#">SCC-COMGR02S50-NYU-716X78</a>
2" (50)	Urethane	Black	75 lbs.	2-7/16" - 2-1/2"	2-1/16	<a href="#">SCC-DECGR02S50-NYU-716X78</a>

**Compression** brake casters are engineered to prevent rolling when weight is applied, ensuring stability and security in various seating applications. In contrast, **Decompression** safety casters are designed to restrict rolling when no weight is applied to the seating, enhancing safety and preventing unintended movement in both occupied and unoccupied states.

**Additional Stem Options and Sizes Offered**  
Contact Customer Service for Help.



## Medical & Furniture Casters

### Series #03 Casters

Introducing Service Caster's Series #03 Casters: durable, smooth, and ideal for medium to heavy duty use.

#### Features

- Ball Bearing Wheels
- Heat-Treated for durability.
- Polished Chrome or Black Hood Finish
- Smooth and Quiet Ride
- Non-Marking

#### Applications

- Chairs
- Tables
- Medical Carts
- Home Furniture
- Office Furniture

PART NUMBER KEY: HOW TO ORDER THE CORRECT CASTER:

## SCC-GR03S310-NPRB-BC-B-71678

Brand	Mounting Type	Series	Rig Type	Wheel Size	Wheel Material	Finish	Brake Type	Stem Size
Service Caster	Threaded Stem (TS)	03	Swivel (S)	2" x 1" (210)	Neoprene Rubber (NPRB)	Bright Chrome (BC)	Tread Brake (B)	Threaded - 5/16" - 18 x 1" (5161810)
	Grip Ring (GR)			3" x 1" (310)	Polyurethane (PPURB)	Black (BK)		Threaded - 5/16" - 18 x 1-1/2" (5161815)
	Grip Neck (GN)							Threaded - 8mm - 1.25 x 1-1/2" (M815)
	Top Plate							Threaded - 3/8" - 16 x 1" (381610)
								Threaded - 3/8" - 16 x 1-1/2" (381615)
								Threaded - 10mm - 1.50 x 1-1/2" (M1015)
								Threaded - 12mm - 1.75 x 1-1/2" (M1215)
								Threaded - 1/2" - 13 x 1-1/2" (121315)
								Top Plate - 1-1/4" x 2-3/8" Overall 13/16" x 1-9/16" Bolt Hole Spacing



#### Mounting Options

#### More Options

##### Grip Neck (GN)

- 5/16" x 1-1/2"



##### Corner Brackets

- Angle & Straight



##### Finish Options

- Black
- Chrome

##### Brake Option

- Brake option available



##### Grip Ring (GR)

- 7/16" x 7/8" (71678)
- 7/16" x 1-3/8" (716138)



##### Top Plate

- 1-1/4" x 2-3/8" Overall  
Top Plate with 13/16" x 1-7/8" Bolt Hole Spacing



##### Threaded Stem (TS)

- 5/16"-18 x 1" (5161810)
- 5/16"-18 x 1-1/2" (5161815)
- 8mm-1.25 x 1-1/2" (M815)
- 3/8"-16 x 1" (381610)
- 3/8"-16 x 1-1/2" (381615)
- 10mm-1.50 x 1-1/2" (M1015)
- 1/2"-13 x 1-1/2" (121315)
- 12mm-1.75 x 1-1/2" (M1215)



##### Socket Options

- Service Caster makes mounting your casters quick and easy.







Take a Look **Metric** Sizes Available

**Metric**

- 8mm - 1.25 X 1-1/2" (M815)
- 10mm - 1.50 x 1-1/2" (M1015)
- 12mm - 1.75 x 1-1/2" (M1215)

**Threaded Stem**

- 3/8" - 16 x 1" (381610)
- 3/8" - 16 x 1- 1/2 " (381615)
- 1/2" - 13 x 1-1/2" (121315)
- 5/16" - 18 X 1" (5161810)
- 5/16" - 18 X 1- 1/2" (5161815)



**THREADED STEM CASTERS**

[CLICK TO ORDER NOW](#)

Wheel Size	Mounting Height	Wheel Material	Capacity Per	Finish	Part Number
3"	3-7/8"	Neoprene Rubber	110 lbs.	Bright Chrome	<a href="#">SCC-TS03S310-NPRB-BC*</a>
				Black	<a href="#">SCC-TS03S310-NPRB-BC-B*</a>
		Polyurethane	120 lbs.	Bright Chrome	<a href="#">SCC-TS03S310-NPRB-BK*</a>
					<a href="#">SCC-TS03S310-PPUBD-BC*</a>



**Grip Neck Stem**

- 5/16" x 1-1/2" (516112)

**Wood Sockets**

- For use in wood applications
- Fits 5/16" x 1-1/2" Grip Neck Stem Only
- For Installation: Drill 3/8" x 1-5/8" Hole

**NOTE:** METAL SOCKETS FOR INSTALLATION INTO WOOD INCLUDED WITH GRIP NECK STEM MODELS



**GRIP NECK CASTERS**

[CLICK TO ORDER NOW](#)

Wheel Size	Mounting Height	Wheel Material	Capacity Per	Finish	Part Number
3"	3-7/8"	Neoprene Rubber	110 lbs.	Bright Chrome	<a href="#">SCC-GN03S310-NPRB-BC</a>
				Black	<a href="#">SCC-GN03S310-NPRB-BC-B</a>
		Polyurethane	120 lbs.	Bright Chrome	<a href="#">SCC-GN03S310-NPRB-BK</a>
					<a href="#">SCC-GN03S310-PPUBD-BC</a>



**Top Plate**

- 1-1/4" x 2-3/8" Overall Top Plate with 13/16" x 1-7/8" Bolt Hole Spacing



**TOP PLATE CASTERS**

[CLICK TO ORDER NOW](#)

Wheel Size	Mounting Height	Wheel Material	Capacity Per	Finish	Part Number
3"	3-7/8"	Neoprene Rubber	110 lbs.	Bright Chrome	<a href="#">SCC-03S310-NPRB-BC</a>
				Black	<a href="#">SCC-03S310-NPRB-BC-B</a>
		Polyurethane	120 lbs.	Bright Chrome	<a href="#">SCC-03S310-NPRB-BK</a>
					<a href="#">SCC-03S310-PPUBD-BC</a>



Suitable for **all** types of flooring.



**Grip Ring (GR)**

- 7/16" x 7/8" (71678)
- 7/16" x 1-3/8" (716138)

## GRIP RING CASTERS

[CLICK TO ORDER NOW](#)

Wheel Size	Wheel Material	Capacity Per	Mounting Height	Finish	Part Number
2"	Neoprene Rubber	75 lbs.	2-3/4"	Bright Chrome	<a href="#">SCC-GR03S210-NPRB-BC-*</a>
3"		110 lbs.	3-7/8"		
					<a href="#">SCC-GR03S310-NPRB-BC-B-*</a>
				Black	<a href="#">SCC-GR03S310-NPRB-BK-*</a>
	Polyurethane		Bright Chrome	<a href="#">SCC-GR03S310-PPUBD-BC-*</a>	



**Inside Corner & Side Mount Brackets**

- Inside Corner: 1-1/4" x 1-3/4" (CB90)
- Side Mount: 2-3/16" x 1-21/32" (CB180)

## BRACKET CASTERS

[CLICK TO ORDER NOW](#)

Wheel Size	Wheel Material	Capacity Per	Mounting Height	Finish	Swivel Part Number
2"	Neoprene Rubber	75 lbs.	2-3/4"	Bright Chrome	<a href="#">SCC-GR03S210-NPRB-BC-71678-CB180</a>
3"		110 lbs.	3-7/8"		
					<a href="#">SCC-GR03S310-NPRB-BC-B-71678-CB180</a>
				Black	<a href="#">SCC-GR03S310-NPRB-BC-B-71678-CB90</a>
	Polyurethane	120 lbs.		Bright Chrome	<a href="#">SCC-GR03S310-NPRB-BK-71678-CB180</a>
					<a href="#">SCC-GR03S310-PPUBD-BC-71678-CB180</a>
					<a href="#">SCC-GR03S310-PPUBD-BC-71678-CB90</a>

**REVIEW US ON**

Trustpilot

SHARE YOUR THOUGHTS! WE VALUE YOUR FEEDBACK. >>>

**The Casters & Service You Need**

- EASY ORDERING
- EXPERT SERVICE
- FAST SHIPPING
- CUSTOM ORDERS

LIKE, SHARE & SUBSCRIBE

**SERVICE CASTER CORPORATION**



## Low Profile Casters

### Series #04 Casters

#### Applications

- Office Equipment
- Vending Machines
- Displays
- Institutional Usage

#### Features

- Smooth and Quiet Ride
- Numerous Mounting Options
- Non-Marking

Service Caster's Series #04 Casters, Ideal for office equipment, displays, vending machines, and institutional use, these casters provide a wider stance and higher weight capacities with smaller wheel diameters.



#04 Series

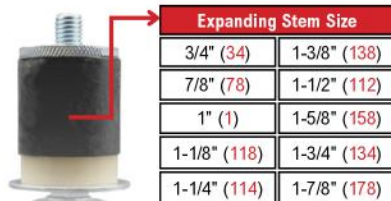


PART NUMBER KEY: HOW TO ORDER THE CORRECT CASTER:

# SCC-TS04S211316-POS-SLB-121315

Brand	Mounting Type	Series	Rig Type	Wheel Size	Wheel Material	Brake Type	Stem Size
Service Caster	Threaded Stem (TS)	04	Swivel (S)	1-3/8" x 1-1/16" (13810)	Polyolefin (POS)	Side Lock Brake (SLB)	Threaded - 5/16" - 18 x 1" (5161810)
	Grip Ring (GR)		Rigid (R)	2" x 13/16" (21316)	Thermo-Plastic Rubber (TPRS)		Threaded - 5/16" - 18 x 1-1/2" (5161815)
	Grip Neck (GN)			2" x 1-13/16" (211316)	Glass Filled Nylon (GFNR/GFNB)		Threaded - 8mm - 1.25 x 1-1/2" (M815)
	Expanding Stem (EX)			2-1/2" x 1-3/4" (25175)	Polyurethane (PUB)		Threaded - 3/8" - 16 x 1" (381610)
	Top Plate			3" x 1-3/4" (3175)			Threaded - 3/8" - 16 x 1-1/2" (381615)
	Dual Wheel (DW)			3" x 1-13/16" (311316)			Threaded - 10mm - 1.50 x 1-1/2" (M1015)
	Bolt Hole (BH)						Threaded - 12mm - 1.75 x 1-1/2" (M1215)
						Threaded - 1/2" - 13 x 1-1/2" (121315)	
						Top Plate - 1-1/4" x 2-3/8" Overall 13/16" x 1-9/16" Bolt Hole Spacing	

Find your perfect fit with our **expanding stem** casters, designed to match your unique needs.



### Mounting Options

### More Options

#### Threaded Stem

- 5/16"-18 X 1- 1/2" (5161815)
- 3/8"-16 x 1-1/2" (381615)
- 1/2"-13 x 1-1/2" (121315)
- 8mm-1.25 X 1-1/2" (M815)
- 10mm-1.50 x 1-1/2" (M1015)
- 12mm-1.75 x 1-1/2" (M1215)



#### Expanding Stem (EX)

- 3/4" (34)
- 7/8" (78)
- 1" (1)
- 1-1/8" (118)
- 1-1/4" (114)
- 1-3/8" (138)
- 1-1/2" (112)
- 1-5/8" (158)
- 1-3/4" (134)
- 1-7/8" (178)



#### Brake Option

- Brake option available
- **Side Lock Brake (SLB)**  
The side lock brake places a positive locking force against the wheel hub locking the wheel only.



#### Top Plate

- 3-1/8" x 4-1/8" Top Plate with 2-3/8" x 3-3/8" Bolt Pattern
- 2-1/2" x 3-5/8" Top Plate with 1-3/4" x 2-3/4" Bolt Pattern
- 2-5/8" x 3-3/4" Top Plate with 1-3/4" x 2-3/4" Bolt Pattern
- 2-3/8" x 2-3/8" Top Plate with 1-1/2" x 1-1/2" Bolt Pattern



#### Grip Ring Stem

- 7/16" x 7/8" (71678)
- 7/16" x 1-3/8" (716138)



#### Bolt Hole

- 11mm



SHOP NOW

#### Wheel Tread

- Thermoplastic Rubber (TPRS)
- Polyolefin (POS)
- Polyurethane (PUB)
- Glass Filled Nylon (GFNR/GFNB)





## GRIP RING CASTERS

### Grip Ring Stem

- 7/16" x 7/8" (71678)
- 7/16" x 1-3/8" (716138)



Wheel Diameter	Wheel Material	Dynamic Load	Mounting Height	Part Number <small>CLICK TO ORDER NOW</small>
3"	Polyurethane	220 lbs.	2"	<a href="#">SCC-GR04S13810-PUB-716138</a>
				<a href="#">SCC-GR04S13810-PUB-71678</a>



## BOLT HOLE CASTERS

### Bolt Hole

- 11mm



Wheel Diameter	Wheel Material	Dynamic Load	Mounting Height	Part Number <small>CLICK TO ORDER NOW</small>
3"	Polyurethane	220 lbs.	2"	<a href="#">SCC-BH04S13810-PUB</a>



## EXPANDING STEM CASTERS

### Expanding Stem (EX)


- 3/4" (34)
- 7/8" (78)
- 1" (1)
- 1-1/8" (118)
- 1-1/4" (114)
- 1-3/8" (138)
- 1-1/2" (112)
- 1-5/8" (158)
- 1-3/4" (134)
- 1-7/8" (178)



Wheel Diameter	Wheel Material	Dynamic Load	Mounting Height	Part Number <small>CLICK TO ORDER NOW</small>
3"	Polyurethane	220 lbs.	2"	<a href="#">SCC-EX04S13810-PUB-*</a>

NOTE: FOR YOUR STEM CHOICE, REPLACE \* IN PART NUMBER WITH THE STEM CODE SHOWN IN STEM CHOICES.

Wheel: **Non-marking** Polyurethane  
Tread: Light brown color, 92 Shore A hardness, non-marking and non-staining  
Wheel Center: Steel



### Rolling Resistance

 very good

### Tire and Wheel Firmness

 92 Shore A

### Protecting floors and minimizing noise

 good

### Resistance to Wear

 excellent

### Brake Option

- Brake option available



Any Questions?

CLICK HERE



## TOP PLATE CASTERS

### Top Plate

- 3-1/8" x 4-1/8" Overall Top Plate with 2-3/8" x 3-3/8" Bolt Pattern
- 2-1/2" x 3-5/8" Overall Top Plate with 1-3/4" x 2-3/4" Bolt Pattern
- 2-5/8" x 3-3/4" Overall Top Plate with 1-3/4" x 2-3/4" Bolt Pattern
- 2.4" x 2.4" Overall Top Plate with 1.5" x 1.9" Bolt Pattern



Wheel Diameter	Tread Width	Mounting Height	Wheel Material	Capacity Per	Part Number <small>CLICK TO ORDER NOW</small>
2"	13/16"	2-13/16"	Thermoplastic Rubber	180 lbs.	<a href="#">SCC-DW04S21316-TPRS</a>
					<a href="#">SCC-DW04S21316-TPRS-SLB</a>
					<a href="#">SCC-DW04S21316-TPRS</a>
					<a href="#">SCC-DW04S21316-TPRS-SLB</a>
1-3/8" (35mm)	1-1/16" (27mm)	2" (52mm)	Polyurethane	220 lbs.	<a href="#">SCC-04S13810-PUB</a>
2"	13/16"	2-13/16"	Polyolefin	300 lbs.	<a href="#">SCC-04S211316-POS</a>
	1-13/16"				<a href="#">SCC-04S211316-POS-SLB</a>
2-1/2"	1-3/4"	3-5/16"		400 lbs.	<a href="#">SCC-04R25175-POR</a>
3"	1-13/16"	3-31/32"	Solid Polyurethane	700 lbs.	<a href="#">SCC-04S311316-SPUR</a>
		4-1/32"	Glass Filled Nylon	1,000 lbs.	<a href="#">SCC-04S311316-GFNB</a>
					<a href="#">SCC-04S3175-GFNR</a>

#04 Series



### Take a Look **Metric** Sizes Available

#### Metric

- 8mm - 1.25 X 1-1/2" (**M815**)
- 10mm - 1.50 x 1-1/2" (**M1015**)
- 12mm - 1.75 x 1-1/2" (**M1215**)

### Threaded Stem

- 3/8" - 16 x 1" (**381610**)
- 3/8" - 16 x 1- 1/2" (**381615**)
- 1/2" - 13 x 1-1/2" (**121315**)
- 5/16" - 18 X 1" (**5161810**)
- 5/16" - 18 X 1- 1/2" (**5161815**)



## THREADED STEM CASTERS

Wheel Size	Tread Width	Mounting Height	Wheel Material	Capacity Per	Part Number
2"	13/16"	2-3/4"	Thermoplastic Rubber (Dual)	180 lbs.	<a href="#">SCC-DWTS04S21316-TPRS-*</a>
					<a href="#">SCC-DWTS04S21316-TPRS-SLB-*</a>
1-3/8" (35mm)	1-1/16" (27mm)	2" (52mm)	Polyurethane	220 lbs.	<a href="#">SCC-TS04S13810-PUB-*</a>
2"	1-13/16"	2-3/4"	Polyolefin	300 lbs.	<a href="#">SCC-TS04S211316-POS-SLB-*</a>
					<a href="#">SCC-TS04S211316-POS-*</a>



### Wheel Tread

- Thermoplastic Rubber (**TPRS**)
- Polyolefin (**POS**)
- Polyurethane (**PUB**)
- Glass Filled Nylon (**GFNR/GFNB**)



### Wheel Characteristic

Wheel Characteristic	Rating
Floor Protection	★★★★★
Non-Marking	★★★★★
Durability	★★★★★
Ease of Rolling	★★★★★
Chemical Resistance	★★★★★

## Low Profile Casters

### Series #04 Casters

Service Caster's Series #04 Casters, Ideal for office equipment, displays, vending machines, and institutional use, these casters provide a wider stance and higher weight capacities with smaller wheel diameters.

#### Applications

- Office Equipment
- Vending Machines
- Displays
- Institutional Usage



#### Features

- Smooth and Quiet Ride
- Numerous Mounting Options
- Non-Marking



#04 Series

PART NUMBER KEY: HOW TO ORDER THE CORRECT CASTER:

# SCC-TS04S211316-POS-SLB-121315

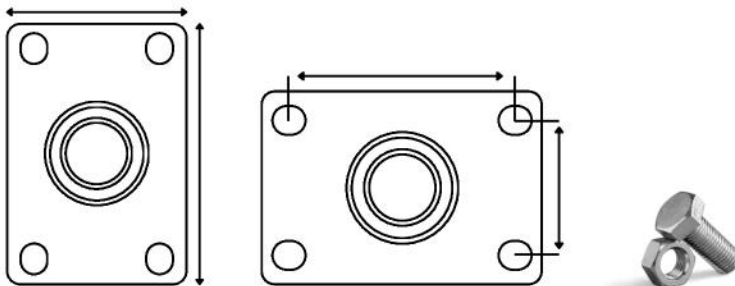
Brand	Mounting Type	Series	Rig Type	Wheel Size	Wheel Material	Brake Type	Stem Size
Service Caster	Threaded Stem (TS)	04	Swivel (S)	1-3/8" x 1-1/16" (13810)	Polyolefin (POS)	Side Lock Brake (SLB)	Top Plate - 2-3/8" x 3-5/8" Overall 1-3/4" x 2-7/8" to 3" Bolt Hole Spacing
	Grip Ring (GR)		Rigid (R)	2" x 13/16" (21316)	Thermo-Plastic Rubber (TPRS)		Threaded - 5/16" - 18 x 1-1/2" (5161815)
	Grip Neck (GN)		2" x 1-13/16" (211316)	Glass Filled Nylon (GFNR/GFNB)	Threaded - 8mm - 1.25 x 1-1/2" (M815)		
	Expanding Stem (EX)		2-1/2" x 1-3/4" (25175)	Polyurethane (PUB)	Threaded - 3/8" - 16 x 1" (381610)		
	Top Plate		3" x 1-3/4" (3175)	Hard Rubber (HRS)	Threaded - 3/8" - 16 x 1-1/2" (381615)		
	Dual Wheel (DW)		3" x 1-13/16" (311316)		Threaded - 10mm - 1.50 x 1-1/2" (M1015)		
	Bolt Hole (BH)				Threaded - 12mm - 1.75 x 1-1/2" (M1215)		

### Service Caster Chart Guide

Place your Order

Wheel Diameter	Tread Width	Mounting Height	Wheel Material	Capacity Per	Bearing Type	Part Number	Price
2"	13/16" x 2	2-31/32"	Glass Filled Nylon	400	Plain Bore	<a href="#">SCC-DW04S21316-GFNS</a>	<a href="#">\$16.23</a>

NEED MORE OPTIONS? FOR FURTHER ASSISTANCE, CONTACT OUR [CUSTOMER SERVICE](#).



Standard Plate Size	Bolt Pattern	Bolt Diameter
2-3/8" x 3-5/8"	1-3/4" x 2-7/8" to 3"	5/16"



## Light Duty Industrial Casters

### Series #05 Casters

Service Caster's #05 Series casters. Ideal for various applications, these casters offer stability and durability in institutional environments.

#### Applications

- Furniture
- Fixtures
- Displays
- Dollies
- Carts
- Racks
- Light Duty Industrial Projects



#### Features

- Bright Zinc Plated Finish
- Dual-Raceway
- Quiet & Easy Rolling
- Non-Marking



#05 Series

PART NUMBER KEY: HOW TO ORDER THE CORRECT CASTER:

# SCC-TS05S510-TPRS-SLB-121315

Brand	Mounting Type	Series	Rig Type	Wheel Size	Wheel Material	Brake Type	Stem Size
Service Caster	Threaded Stem (TS)	05	Swivel (S)	2" x 1" (210)	Polyolefin (POS)	Side Lock Brake (SLB)	Threaded - 5/16" - 18 x 1" (5161810)
	Grip Ring (GR)		Rigid (R)	3" x 1" (310)	Thermo-Plastic Rubber (TPRS)		Threaded - 5/16" - 18 x 1-1/2" (5161815)
	Grip Neck (GN)			4" x 1" (410)	Soft Rubber (SRS)		Threaded - 8mm - 1.25 x 1-1/2" (M815)
	Expanding Stem (EX)			5" x 1" (510)	Hard Rubber (HRS)		Threaded - 3/8" - 16 x 1" (381610)
	Top Plate				Polyurethane (TPUS)		Threaded - 3/8" - 16 x 1-1/2" (381615)
	Bolt Hole (BH)						Threaded - 10mm - 1.50 x 1-1/2" (M1015)
	Pipe Stem (PS)						Threaded - 12mm - 1.75 x 1-1/2" (M1215)
							Threaded - 1/2" - 13 x 1-1/2" (121315)
							Pipe Stem (3/4NPT)
							Top Plate (See Size Chart Below)
							Expanding Stem (See Size Chart Below)

Looking for customized caster stems? Email our top-notch customer service team for assistance!



### Mounting Options

### More Options

#### Threaded Stem

- 5/16"-18 X 1- 1/2" (5161810)
- 5/16"-18 X 1- 1/2" (5161815)
- 3/8"-16 x 1-1/2" (381615)
- 1/2"-13 x 1-1/2" (121315)
- 8mm-1.25 X 1-1/2" (M815)
- 10mm-1.50 x 1-1/2" (M1015)
- 12mm-1.75 x 1-1/2" (M1215)



#### Expanding Stem

- 3/4" (34)
- 7/8" (78)
- 1" (1)
- 1-1/8" (118)
- 1-1/4" (114)
- 1-3/8" (138)
- 1-1/2" (112)
- 1-5/8" (158)
- 1-3/4" (134)
- 1-7/8" (178)



#### Brake Option

- Brake option available

##### Side Lock Brake (SLB)

The side lock brake places a positive locking force against the wheel hub locking the wheel only.



#### Top Plate

- 1-3/16" x 2" Top Plate with 13/16" x 1-9/16" Bolt Pattern
- 1-3/4" x 2-5/8" Top Plate with 31/32" x 2-1/8" Bolt Pattern
- 2-5/8" x 3-3/4" Top Plate with 1-3/4" x 2-3/4 to 3" Bolt Pattern



#### Grip Ring Stem

- 7/16" x 7/8" (71678)
- 7/16" x 1-3/8" (716138)



#### Bolt Hole

- 3/8"



#### Wheel Tread

- Thermoplastic Rubber (TPRS)
- Polyolefin (POS)
- Polyurethane (TPUS)
- Hard/Soft Rubber (HRS/SRS)





## GRIP RING CASTERS

### Grip Ring Stem

- 7/16" x 7/8" (71678)
- 7/16" x 1-3/8" (716138)



Wheel Diameter	Wheel Material	Dynamic Load	Mounting Height	Swivel Part Number <small>CLICK TO ORDER NOW</small>	Swivel with Brake Part Number <small>CLICK TO ORDER NOW</small>
2"	TPR	80 lbs.	2-5/8"	<a href="#">SCC-GR05S210-TPRS-*</a>	<a href="#">SCC-GR05S210-TPRS-SLB-*</a>
3"	TPR	110 lbs.	3-1/2"	<a href="#">SCC-GR05S310-TPRS-*</a>	<a href="#">SCC-GR05S310-TPRS-SLB-*</a>
4"	TPR	125 lbs.	4-3/4"	<a href="#">SCC-GR05S410-TPRS-*</a>	<a href="#">SCC-GR05S410-TPRS-SLB-*</a>
5"	TPR	130 lbs.	5-3/4"	<a href="#">SCC-GR05S510-TPRS-*</a>	<a href="#">SCC-GR05S510-TPRS-SLB-*</a>

NOTE: FOR YOUR STEM CHOICE, REPLACE \* IN PART NUMBER WITH THE STEM CODE SHOWN IN STEM CHOICES.

## EXPANDING STEM CASTERS

### Expanding Stem

- 3/4" (34)
- 7/8" (78)
- 1" (1)
- 1-1/8" (118)
- 1-1/4" (114)
- 1-3/8" (138)
- 1-1/2" (112)
- 1-5/8" (158)
- 1-3/4" (134)
- 1-7/8" (178)

THE STEM SIZE IS DETERMINED BY THE INSIDE DIAMETER OF THE TUBING BEING USED. ALL STEMS MEASURE 2-11/16" IN LENGTH.



Wheel Diameter	Wheel Material	Dynamic Load	Mounting Height	Swivel Part Number <small>CLICK TO ORDER NOW</small>	Swivel with Brake Part Number <small>CLICK TO ORDER NOW</small>
2"	TPR	80 lbs.	2-5/8"	<a href="#">SCC-EX05S210-TPRS-*</a>	<a href="#">SCC-EX05S210-TPRS-SLB-*</a>
3"	TPR	110 lbs.	3-1/2"	<a href="#">SCC-EX05S310-TPRS-*</a>	<a href="#">SCC-EX05S310-TPRS-SLB-*</a>
4"	TPR	125 lbs.	4-3/4"	<a href="#">SCC-EX05S410-TPRS-*</a>	<a href="#">SCC-EX05S410-TPRS-SLB-*</a>
5"	TPR	130 lbs.	5-3/4"	<a href="#">SCC-EX05S510-TPRS-*</a>	<a href="#">SCC-EX05S510-TPRS-SLB-*</a>

NOTE: FOR YOUR STEM CHOICE, REPLACE \* IN PART NUMBER WITH THE STEM CODE SHOWN IN STEM CHOICES.



### Ideal Selection of Mop Bucket Equipment Series

An additional option is our plastic body featuring a 3" non-marking wheel, which serves as an excellent replacement caster for RubberMaid/SpecialMade products.



LEARN MORE >

**ROLL WITH  
CONFIDENCE  
EVERYWHERE.**







Take a Look **Metric** Sizes Available

**Metric**

- 8mm - 1.25 X 1-1/2" (**M815**)
- 10mm - 1.50 x 1-1/2" (**M1015**)
- 12mm - 1.75 x 1-1/2" (**M1215**)

**Threaded Stem**

- 5/16"-18 X 1- 1/2" (**5161810**)
- 5/16"-18 X 1- 1/2" (**5161815**)
- 3/8"-16 x 1-1/2" (**381615**)
- 1/2"-13 x 1-1/2" (**121315**)



**THREADED STEM CASTERS**

Wheel Diameter	Wheel Material	Dynamic Load	Mounting Height	Swivel Part Number <small>CLICK TO ORDER NOW</small>	Swivel with Brake Part Number <small>CLICK TO ORDER NOW</small>
2"	TPR	80 lbs.	2-5/8"	<a href="#">SCC-TS05S210-TPRS-*</a>	<a href="#">SCC-TS05S210-TPRS-SLB-*</a>
2"	Polyurethane	90 lbs.	2-5/8"	<a href="#">SCC-TS05S210-TPUS-*</a>	<a href="#">SCC-TS05S210-TPUS-SLB-*</a>
3"	TPR	110 lbs.	3-1/2"	<a href="#">SCC-TS05S310-TPRS-*</a>	<a href="#">SCC-TS05S310-TPRS-SLB-*</a>
3"	Polyurethane	120 lbs.	3-1/2"	<a href="#">SCC-TS05S310-TPUS-*</a>	<a href="#">SCC-TS05S310-TPUS-SLB-*</a>
4"	TPR	125 lbs.	4-3/4"	<a href="#">SCC-TS05S410-TPRS-*</a>	<a href="#">SCC-TS05S410-TPRS-SLB-*</a>
5"	TPR	130 lbs.	5-3/4"	<a href="#">SCC-TS05S510-TPRS-*</a>	<a href="#">SCC-TS05S510-TPRS-SLB-*</a>

NOTE: FOR YOUR STEM CHOICE, REPLACE \* IN PART NUMBER WITH THE STEM CODE SHOWN IN STEM CHOICES.



**GRIP NECK CASTERS**

**Wood Sockets**

- For use in wood applications
- Fits 5/16" x 1-1/2" Grip Neck Stem Only
- For Installation: Drill 3/8" x 1-5/8" Hole



NOTE: METAL SOCKETS FOR INSTALLATION INTO WOOD INCLUDED WITH GRIP NECK STEM MODELS

**Grip Neck Stem**

- 5/16" x 1-1/2"



Wheel Diameter	Wheel Material	Dynamic Load	Mounting Height	Swivel Part Number <small>CLICK TO ORDER NOW</small>	Swivel with Brake Part Number <small>CLICK TO ORDER NOW</small>
2"	Soft Rubber	80 lbs.	2-5/8"	<a href="#">SCC-GN05S210-SRS-516</a>	<a href="#">SCC-GN05S210-SRS-SLB-516</a>
2"	Polyurethane	90 lbs.	2-5/8"	<a href="#">SCC-GN05S210-TPUS-516</a>	<a href="#">SCC-GN05S210-TPUS-SLB-516</a>
3"	TPR	110 lbs.	3-1/2"	<a href="#">SCC-GN05S310-TPRS-516</a>	<a href="#">SCC-GN05S310-TPRS-SLB-516</a>
4"	TPR	125 lbs.	4-3/4"	<a href="#">SCC-GN05S410-TPRS-516</a>	<a href="#">SCC-GN05S410-TPRS-SLB-516</a>
5"	TPR	130 lbs.	5-3/4"	<a href="#">SCC-GN05S510-TPRS-516</a>	<a href="#">SCC-GN05S510-TPRS-SLB-516</a>

**SERVICE CASTER CLASSROOM - MEASURING FURNITURE STEMS**



If you're unsure about the measurements, you can visit our "How to Measure Caster Stems" page or reach out for help by calling 1-800-215-8220.





## TOP PLATE CASTERS

### Top Plate

- 1-3/16" x 2" Top Plate with 13/16" x 1-9/16" Bolt Pattern (TP1)
- 1-3/4" x 2-5/8" Top Plate with 31/32" x 2-1/8" Bolt Pattern (TP2)
- 2-3/8" x 3-5/8" Top Plate with 1-3/4" x 2-3/4 to 3" Bolt Pattern (TP3)



Wheel Diameter	Wheel Material	Dynamic Load	Mounting Height	Caster Type	Part Number <small>CLICK TO ORDER NOW</small>
2"	Thermoplastic Rubber Tread On Polyolefin Core	80 lbs.	2-5/8"	Rigid	<a href="#">SCC-05R210-TPRS-*</a>
				Swivel	<a href="#">SCC-05S210-TPRS-*</a>
				Single Lock Brake	<a href="#">SCC-05S210-TPRS-SLB-*</a>
3"	Thermoplastic Rubber Tread On Polyolefin Core	110 lbs.	3-1/2"	Rigid	<a href="#">SCC-05R310-TPRS-*</a>
				Swivel	<a href="#">SCC-05S310-TPRS-*</a>
				Single Lock Brake	<a href="#">SCC-05S310-TPRS-SLB-*</a>
4"	Thermoplastic Rubber Tread On Polyolefin Core	125 lbs.	4-3/4"	Rigid	<a href="#">SCC-05R410-TPRS-*</a>
				Swivel	<a href="#">SCC-05S410-TPRS-*</a>
				Single Lock Brake	<a href="#">SCC-05S410-TPRS-SLB-*</a>
5"	Thermoplastic Rubber Tread On Polyolefin Core	130 lbs.	5-3/4"	Rigid	<a href="#">SCC-05R510-TPRS-*</a>
				Swivel	<a href="#">SCC-05S510-TPRS-*</a>
				Single Lock Brake	<a href="#">SCC-05S510-TPRS-SLB-*</a>

NOTE: FOR YOUR STEM CHOICE, REPLACE \* IN PART NUMBER WITH THE STEM CODE SHOWN IN STEM CHOICES.

### Wheel Option

- Numerous wheel material options available ([see wheel chart](#))



**Polyolefin (POS)**  
Resilient, easy-to-clean, protective, reliable, low-maintenance, sleek.  
[SCC-05S210-POS](#)

Discover the perfect upgrade for your *RubberMaid* carts and *kitchen fryer* stands with **Service Caster's** premium replacement casters. Engineered for superior mobility, durability, and floor protection, these casters are tailored to meet the demanding environments of commercial kitchens and utility services. Experience seamless movement, reduced noise, and enhanced longevity, ensuring your equipment operates at peak efficiency. Ideal for both RubberMaid utility products and heavy-duty kitchen fryers, our casters offer the ultimate solution in reliability and ease of maintenance, making them the smart choice for professionals seeking to optimize their operations.

### Finish Option

- Different finish options available ([email support](#))



Bright Chrome (BC)



Polished Nickel (PN)



Black Oxide (BO)



Copper Oxide (CO)



Any Questions?





**General Duty Casters**

**Series #10 Casters**

Dolly caster wheels come in various materials like nylon, neoprene, rubber, thermoplastic rubber, phenolic, polyurethane, and semi steel to suit different needs. Inform your sales rep of any extreme conditions your equipment might face.

**Applications**

- Dollies
- Store Fixtures
- Furniture
- Material Handling Equipment
- Institutional Equipment
- Industrial Equipment

**Features**

- Zinc finish
- RoHS Compliant
- Nickel-Plated Kingpin



#10 Series

PART NUMBER KEY: HOW TO ORDER THE CORRECT CASTER:

**SCC-10S415-HRS-SLB**

Brand	Series	Rig Type	Wheel Size	Wheel Material	Brake Type
Service Caster	10	Swivel (S)	2" x 13/16" (210)	Soft Rubber (SRS)	Side Lock Brake (SLB)
		Rigid (R)	2-1/2" x 1-1/8" (2510)	Hard Rubber (HRS)	
			3" x 1-1/4" (314)	Polyolefin (POS)	
			4" x 1-1/2" (415)	Polyurethane (PPUS)	
				Semi-Steel (SSS)	
				Thermo Plastic Rubber (TPRS)	



How to Measure your Caster Plate

**Mounting Options**

**More Options**

Wheel Diameter	Caster Type	Overall Top Plate Size	Bolt Hole Pattern	Mounting Bolt Size
2"	Swivel	1-7/8" x 2-9/16"	15/16" x 2-1/8"	1/4"
	Rigid	1-1/2" x 2-21/32"	15/16" x 2-1/8"	
2-1/2"	Swivel	2-5/8" x 3-11/16"	1-3/4" x 3"	5/16"
	Rigid	2-1/4" x 4-7/16"	1-1/16" x 3-1/2"	
3"	Swivel	3-1/8" x 4-1/8"	2-3/8" x 3-3/8"	5/16"
	Rigid	3-1/8" x 4-1/2"	2-3/8" x 3-3/8"	
4"	Swivel	4" x 5"	3" x 4"	3/8"
	Rigid	3-1/4" x 6-1/4"	1-3/4" x 5"	

**Wheel Tread**



## TOP PLATE CASTERS

Wheel Diameter	Tread Width	Wheel Type	Load Capacity	Swivel Part Number	Rigid Part Number	Overall Height	Swivel Radius
2"	15/16"	TPR	75	<a href="#">SCC-10S210-TPRS</a>	<a href="#">SCC-10R210-TPRS</a>	2-7/16"	1-3/4"
		Soft Rubber	100	<a href="#">SCC-10S210-SRS</a>	<a href="#">SCC-10R210-SRS</a>		
		Polyurethane	125	<a href="#">SCC-10S210-PPUS</a>	<a href="#">SCC-10R210-PPUS</a>		
		Hard Rubber	125	<a href="#">SCC-10S210-HRS</a>	<a href="#">SCC-10R210-HRS</a>		
		Polyolefin	125	<a href="#">SCC-10S210-POS</a>	<a href="#">SCC-10R210-POS</a>		
		Semi-Steel	150	<a href="#">SCC-10S210-SSS</a>	<a href="#">SCC-10R210-SSS</a>		
2-1/2"	1-1/16"	TPR	125	<a href="#">SCC-10S2510-TPRS</a>	<a href="#">SCC-10R2510-TPRS</a>	3-1/4"	2-1/4"
		Soft Rubber	150	<a href="#">SCC-10S2510-SRS</a>	<a href="#">SCC-10R2510-SRS</a>		
		Polyurethane	150	<a href="#">SCC-10S2510-PPUS</a>	<a href="#">SCC-10R2510-PPUS</a>		
		Hard Rubber	175	<a href="#">SCC-10S2510-HRS</a>	<a href="#">SCC-10R2510-HRS</a>		
		Polyolefin	175	<a href="#">SCC-10S2510-POS</a>	<a href="#">SCC-10R2510-POS</a>		
		Semi-Steel	200	<a href="#">SCC-10S2510-SSS</a>	<a href="#">SCC-10R2510-SSS</a>		
3"	1-1/4"	TPR	200	<a href="#">SCC-10S314-TPRS</a>	<a href="#">SCC-10R314-TPRS</a>	3-3/4"	2-1/4"
		Soft Rubber	200	<a href="#">SCC-10S314-SRS</a>	<a href="#">SCC-10R314-SRS</a>		
		Polyurethane	210	<a href="#">SCC-10S314-PPUS</a>	<a href="#">SCC-10R314-PPUS</a>		
		Hard Rubber	300	<a href="#">SCC-10S314-HRS</a>	<a href="#">SCC-10R314-HRS</a>		
		Polyolefin	300	<a href="#">SCC-10S314-POS</a>	<a href="#">SCC-10R314-POS</a>		
		Semi-Steel	300	<a href="#">SCC-10S314-SSS</a>	<a href="#">SCC-10R314-SSS</a>		
4"	1-1/2"	Soft Rubber	240	<a href="#">SCC-10S415-TPRS</a>	<a href="#">SCC-10R415-TPRS</a>	5"	3-1/4"
		TPR	325	<a href="#">SCC-10S415-SRS</a>	<a href="#">SCC-10R415-SRS</a>		
		Polyurethane	400	<a href="#">SCC-10S415-PPUS</a>	<a href="#">SCC-10R415-PPUS</a>		
		Hard Rubber	400	<a href="#">SCC-10S415-HRS</a>	<a href="#">SCC-10R415-HRS</a>		
		Polyolefin	400	<a href="#">SCC-10S415-POS</a>	<a href="#">SCC-10R415-POS</a>		
		Semi-Steel	500	<a href="#">SCC-10S415-SSS</a>	<a href="#">SCC-10R415-SSS</a>		

MANY OTHER OPTIONS IN WHEEL MATERIAL AND MOUNTING TYPES ARE AVAILABLE. REACH OUT TO [CUSTOMER SERVICE](#) FOR FURTHER ASSISTANCE.

### Bearing Type



Roller Bearing Ball Bearing Delrin Bearing Plain Bore

### Brake Option

- Brake option available

#### Side Lock Brake (SLB)

The **side lock brake** places a positive locking force against the wheel hub locking the wheel only.





**REVIEW US ON**

**Trustpilot**

SHARE YOUR THOUGHTS! WE VALUE YOUR FEEDBACK. >>>



### Medium Duty Casters

#### Series #20 Plate Casters

Our #20 Series industrial casters, with heat-treated double ball bearing raceways, are versatile and ideal for various applications.

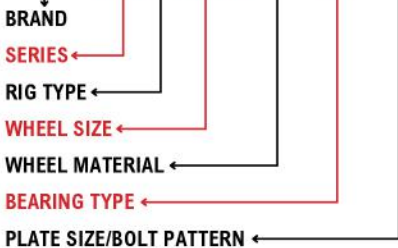
- Applications
- Bakery equipment
- Stocking carts
- Moving dollies
- Food service operations
- Office equipment
- Laboratory equipment



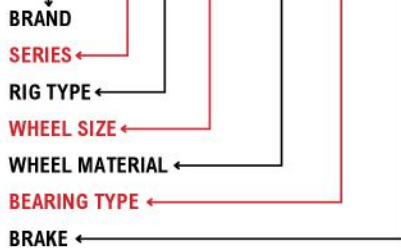
#### Features

- Heat treated double ball bearing raceways for durability
- 1/2" precision kingpin for stability
- Versatile design suitable for various applications
- Ideal for light duty industrial use

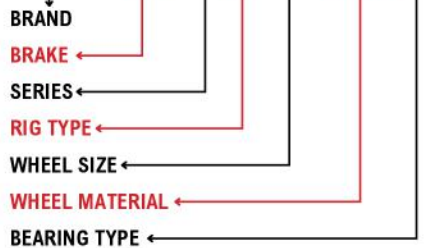
#### 5" Rigid with Optional Plate SCC-20R514-PPUB-TP2



#### 5" Swivel with Top Lock Brake SCC-20S514-PPUB-TLB



#### 5" Swivel with Total Lock Brake SCC-TTL20S514-PPUB



Our part numbers are adaptable to suit your requirements. The diagram above serves as a reference to assist you in understanding the breakdown. If you require any help, please don't hesitate to contact our [customer service](#) team.

### Service Caster Chart Guide

### Build You Caster

Discover more fastening sizes and wheel options if you can't find what you need. And remember, we're always here to [help!](#)

Brand	Series	Plate Size	Bolt Pattern	Rig Type	Bearing Type	Brake	Wheel Size	Wheel Material
Service Caster	20	2-1/2" x 3-5/8" (Standard Plate)	1-3/4" x 2-7/8" to 3"	Swivel (S)	Ball Bearing (B)	Top Lock (TLB)	2-1/2" x 1-1/4" (2514)	Soft Rubber (SR)
				Rigid (R)	Plain Bore (S)	Posi Lock (PLB)	3-1/2" x 1-1/4" (3514)	Thermo Plastic Rubber (TPR)
					Delrin Bearing (D)	Total Lock (TTL)	3" x 1-1/4" (314)	Polyurethane (PPU)
						Directional Lock (DL)	4" x 1-1/4" (414)	Phenolic (PH)
							5" x 1-1/4" (514)	Solid Polyurethane (SPU)
							6" x 1-1/4" (614)	Hard Rubber (HR)
								Glass Filled Nylon (GFN)
								Rubber on Aluminum (RA)
								Semi Steel (SS)
								Nylon (NY)
								Polyolefin (PO)
								High Temp (HT)


#### Choose Your Color



#### Wheel Tread







Wheel Diameter	Overall Height	Swivel Radius	Approximate Weight
3"	4-1/8"	2-15/16"	1.45
3-1/2"	4-5/8"	3-3/16"	1.6
4"	5-1/8"	3-1/2"	1.7
5"	6-1/8"	4"	2
6"	7-1/8"	4-9/16"	2.95

## STANDARD TOP PLATE CASTERS

Wheel Dia	Tread Width	Wheel Type	Load Capacity	Bearing Type	Swivel Caster	Rigid Caster	Overall Height	Color
3"	1-1/4"	Soft Rubber	175	Plain Bore	<a href="#">SCC-20S314-SRS</a>	<a href="#">SCC-20R314-SRS</a>	4-1/8"	Black
		Thermo Plastic Rubber	210	Ball Bearing	<a href="#">SCC-20S314-TPRB</a>	<a href="#">SCC-20R314-TPRB</a>		Gray
		Hard Rubber	275	Plain Bore	<a href="#">SCC-20S314-HRS</a>	<a href="#">SCC-20R314-HRS</a>		Black
		Nylon	300	Plain Bore	<a href="#">SCC-20S314-NYS</a>	<a href="#">SCC-20R314-NYS</a>		White
		Phenolic		Roller Bearing	<a href="#">SCC-20S314-PHR</a>	<a href="#">SCC-20R314-PHR</a>		Black
		Phenolic		Plain Bore	<a href="#">SCC-20S314-PHS</a>	<a href="#">SCC-20R314-PHS</a>		Black
		HT Phenolic		Roller Bearing	<a href="#">SCC-20S314-PHRHT</a>	<a href="#">SCC-20R314-PHRHT</a>		Brown
		HT Phenolic		Plain Bore	<a href="#">SCC-20S314-PHSHT</a>	<a href="#">SCC-20R314-PHSHT</a>		Brown
		Polyolefin		Plain Bore	<a href="#">SCC-20S314-POS</a>	<a href="#">SCC-20R314-POS</a>		Black
		Polyurethane		Ball Bearing	<a href="#">SCC-20S314-PPUB</a>	<a href="#">SCC-20R314-PPUB</a>		Black
		Solid Polyurethane	Plain Bore	<a href="#">SCC-20S314-SPUS</a>	<a href="#">SCC-20R314-SPUS</a>	Blue		
		Semi Steel	Plain Bore	<a href="#">SCC-20S314-SSS</a>	<a href="#">SCC-20R314-SSS</a>	Silver		
		HT Glass Filled Nylon	350	Plain Bore	<a href="#">SCC-20S314-GFNSHT</a>	<a href="#">SCC-20R314-GFNSHT</a>		Black or Brown
3-1/2"	1-1/4"	Soft Rubber	200	Plain Bore	<a href="#">SCC-20S3514-SRS</a>	<a href="#">SCC-20R3514-SRS</a>	4-5/8"	Black
		Thermo Plastic Rubber	230	Plain Bore	<a href="#">SCC-20S3514-TPRB</a>	<a href="#">SCC-20R3514-TPRB</a>		Gray
		Hard Rubber	285	Plain Bore	<a href="#">SCC-20S3514-HRS</a>	<a href="#">SCC-20R3514-HRS</a>		Black
		Phenolic	300	Roller Bearing	<a href="#">SCC-20S3514-PHR</a>	<a href="#">SCC-20R3514-PHR</a>		Black
		Phenolic		Plain Bore	<a href="#">SCC-20S3514-PHS</a>	<a href="#">SCC-20R3514-PHS</a>		Black
		Polyolefin		Bushing	<a href="#">SCC-20S3514-POS</a>	<a href="#">SCC-20R3514-POS</a>		Black
		Polyurethane		Ball Bearing	<a href="#">SCC-20S3514-PPUB</a>	<a href="#">SCC-20R3514-PPUB</a>		Black
		Solid Polyurethane	Bushing	<a href="#">SCC-20S3514-SPUS</a>	<a href="#">SCC-20R3514-SPUS</a>	Blue		
		HT Glass Filled Nylon	350	Plain Bore	<a href="#">SCC-20S3514-GFNSHT</a>	<a href="#">SCC-20R3514-GFNSHT</a>		Black or Brown
4"	1-1/4"	Soft Rubber	200	Plain Bore	<a href="#">SCC-20S414-SRS</a>	<a href="#">SCC-20R414-SRS</a>	5-1/8"	Black
		Thermo Plastic Rubber	250	Ball Bearing	<a href="#">SCC-20S414-TPRB</a>	<a href="#">SCC-20R414-TPRB</a>		Gray
		Hard Rubber	300	Plain Bore	<a href="#">SCC-20S414-HRS</a>	<a href="#">SCC-20R414-HRS</a>		Black
		Nylon		Plain Bore	<a href="#">SCC-20S414-NYS</a>	<a href="#">SCC-20R414-NYS</a>		White
		Phenolic		Roller Bearing	<a href="#">SCC-20S414-PHR</a>	<a href="#">SCC-20R414-PHR</a>		Black
		Phenolic		Plain Bore	<a href="#">SCC-20S414-PHS</a>	<a href="#">SCC-20R414-PHS</a>		Black
		HT Phenolic	Roller Bearing	<a href="#">SCC-20S414-PHRHT</a>	<a href="#">SCC-20R414-PHRHT</a>	Brown		
		Semi Steel	Plain Bore	<a href="#">SCC-20S414-PHSHT</a>	<a href="#">SCC-20R414-PHSHT</a>	Brown		
		Polyolefin	Plain Bore	<a href="#">SCC-20S414-POS</a>	<a href="#">SCC-20R414-POS</a>	Black		
		Polyurethane	Ball Bearing	<a href="#">SCC-20S414-PPUB</a>	<a href="#">SCC-20R414-PPUB</a>	Black		
		Solid Polyurethane	350	Plain Bore	<a href="#">SCC-20S414-SPUS</a>	<a href="#">SCC-20R414-SPUS</a>		Blue
		Sem Steel	Plain Bore	<a href="#">SCC-20S414-SSS</a>	<a href="#">SCC-20R414-SSS</a>	Silver		
		HT Glass Filled Nylon	Plain Bore	<a href="#">SCC-20S414-GFNSHT</a>	<a href="#">SCC-20R414-GFNSHT</a>	Black or Brown		
5"	1-1/4"	Soft Rubber	275	Plain Bore	<a href="#">SCC-20S514-SRS</a>	<a href="#">SCC-20R514-SRS</a>	6-1/8"	Black
		Thermo Plastic Rubber	300	Ball Bearing	<a href="#">SCC-20S514-TPRB</a>	<a href="#">SCC-20R514-TPRB</a>		Gray
		Hard Rubber		Plain Bore	<a href="#">SCC-20S514-HRS</a>	<a href="#">SCC-20R514-HRS</a>		Black
		Nylon		Plain Bore	<a href="#">SCC-20S514-NYS</a>	<a href="#">SCC-20R514-NYS</a>		White
		Phenolic		Roller Bearing	<a href="#">SCC-20S514-PHR</a>	<a href="#">SCC-20R514-PHR</a>		Black
		Phenolic	Plain Bore	<a href="#">SCC-20S514-PHS</a>	<a href="#">SCC-20R514-PHS</a>	Black		
		HT Phenolic	Roller Bearing	<a href="#">SCC-20S514-PHRHT</a>	<a href="#">SCC-20R514-PHRHT</a>	Brown		
		HT Phenolic	Plain Bore	<a href="#">SCC-20S514-PHSHT</a>	<a href="#">SCC-20S514-PHSHT</a>	Brown		
		Polyolefin	Plain Bore	<a href="#">SCC-20S514-POS</a>	<a href="#">SCC-20R514-POS</a>	Black		
		Polyurethane	Ball Bearing	<a href="#">SCC-20S514-PPUB</a>	<a href="#">SCC-20R514-PPUB</a>	Black		
		Solid Polyurethane	350	Plain Bore	<a href="#">SCC-20S514-SPUS</a>	<a href="#">SCC-20R514-SPUS</a>		Blue
		Semi Steel	Plain Bore	<a href="#">SCC-20S514-SSS</a>	<a href="#">SCC-20R514-SSS</a>	Silver		
		HT Glass Filled Nylon	Plain Bore	<a href="#">SCC-20S514-GFNSHT</a>	<a href="#">SCC-20R514-GFNSHT</a>	Black or Brown		
6"	1-1/4"	Thermo Plastic Rubber	300	Ball Bearing	<a href="#">SCC-20S614-TPRB</a>	<a href="#">SCC-20R614-TPRB</a>	7-1/8"	Gray
		Polyurethane	350	Ball Bearing	<a href="#">SCC-20S614-PPUB</a>	<a href="#">SCC-20R614-PPUB</a>		Gray

#20 Series



For more choices, please proceed to the following page.

CALL OR EMAIL US FOR MORE OPTIONS 1-800-215-8220 / info@servicecaster.com





Wheel Diameter	Overall Height	Swivel Radius	Aproximate Weight
3"	4-1/8"	2-15/16"	1.45
3-1/2"	4-5/8"	3-3/16"	1.6
4"	5-1/8"	3-1/2"	1.7
5"	6-1/8"	4"	2
6"	7-1/8"	4-9/16"	2.95

## STANDARD TOP PLATE CASTERS *with Brakes*

Wheel Dia	Tread Width	Wheel Type	Load Capacity	Bearing Type	Top Lock Brake (TLB)	Posi Lock Brake (PLB)	Total Lock Brake (TTL)	
3"	1-1/4"	Soft Rubber	175	Plain Bore	<a href="#">SCC-20S314-SRS-TLB</a>	<a href="#">SCC-20S314-SRS-PLB</a>	<a href="#">SCC-TTL20S314-SRS</a>	
		Thermo Plastic Rubber	210	Ball Bearing	<a href="#">SCC-20S314-TPRB-TLB</a>	<a href="#">SCC-20S314-TPRB-PLB</a>	<a href="#">SCC-TTL20S314-TPRB</a>	
		Hard Rubber	275	Plain Bore	<a href="#">SCC-20S314-HRS-TLB</a>	<a href="#">SCC-20S314-HRS-PLB</a>	<a href="#">SCC-TTL20S314-HRS</a>	
		Nylon	300	Plain Bore	<a href="#">SCC-20S314-NYS-TLB</a>	<a href="#">SCC-20S314-NYS-PLB</a>	<a href="#">SCC-TTL20S314-NYS</a>	
		Phenolic		Roller Bearing	<a href="#">SCC-20S314-PHR-TLB</a>	<a href="#">SCC-20S314-PHR-PLB</a>	<a href="#">SCC-TTL20S314-PHR</a>	
		Phenolic		Plain Bore	<a href="#">SCC-20S314-PHS-TLB</a>	<a href="#">SCC-20S314-PHS-PLB</a>	<a href="#">SCC-TTL20S314-PHS</a>	
		HT Phenolic		Roller Bearing	<a href="#">SCC-20S314-PHRHT-TLB</a>	<a href="#">SCC-20S314-PHRHT-PLB</a>	<a href="#">SCC-TTL20S314-PHRHT</a>	
		HT Phenolic		Plain Bore	<a href="#">SCC-20S314-PHRHT-TLB</a>	<a href="#">SCC-20R314-PHSHT-PLB</a>	<a href="#">SCC-TTL20S314-PHSHT</a>	
		Polyolefin		Plain Bore	<a href="#">SCC-20S314-POS-TLB</a>	<a href="#">SCC-20S314-POS-PLB</a>	<a href="#">SCC-TTL20S314-POS</a>	
		Polyurethane		Ball Bearing	<a href="#">SCC-20S314-PPUB-TLB</a>	<a href="#">SCC-20S314-PPUB-PLB</a>	<a href="#">SCC-TTL20S314-PPUB</a>	
		Solid Polyurethane		Plain Bore	<a href="#">SCC-20S314-SPUS-TLB</a>	<a href="#">SCC-20S314-SPUS-PLB</a>	<a href="#">SCC-TTL20S314-SPUS</a>	
		Semi Steel		Plain Bore	<a href="#">SCC-20S314-SSS-TLB</a>	<a href="#">SCC-20S314-SSS-PLB</a>	<a href="#">SCC-TTL20S314-SSS</a>	
		HT Glass Filled Nylon		350	Plain Bore	<a href="#">SCC-20S314-GFNSHT-TLB</a>	<a href="#">SCC-20S314-GFNSHT-PLB</a>	<a href="#">SCC-TTL20S314-GFNSHT</a>
3-1/2"	1-1/4"	Soft Rubber	200	Plain Bore	<a href="#">SCC-20S3514-SRS-TLB</a>	<a href="#">SCC-20S3514-SRS-PLB</a>	<a href="#">SCC-TTL20S3514-SRS</a>	
		Thermo Plastic Rubber	230	Plain Bore	<a href="#">SCC-20S3514-TPRB-TLB</a>	<a href="#">SCC-20S3514-TPRB-PLB</a>	<a href="#">SCC-TTL20S3514-TPRB</a>	
		Hard Rubber	285	Plain Bore	<a href="#">SCC-20S3514-HRS-TLB</a>	<a href="#">SCC-20S3514-HRS-PLB</a>	<a href="#">SCC-TTL20S3514-HRS</a>	
		Phenolic	300	Roller Bearing	<a href="#">SCC-20S3514-PHR-TLB</a>	<a href="#">SCC-20S3514-PHR-PLB</a>	<a href="#">SCC-TTL20S3514-PHR</a>	
		Phenolic		Plain Bore	<a href="#">SCC-20S3514-PHS-TLB</a>	<a href="#">SCC-20S3514-PHS-PLB</a>	<a href="#">SCC-TTL20S3514-PHS</a>	
		Polyolefin		Bushing	<a href="#">SCC-20S3514-POS-TLB</a>	<a href="#">SCC-20R3514-POS-PLB</a>	<a href="#">SCC-TTL20S3514-POS</a>	
		Polyurethane		Ball Bearing	<a href="#">SCC-20S3514-PPUB-TLB</a>	<a href="#">SCC-20S3514-PPUB-PLB</a>	<a href="#">SCC-TTL20S3514-PPUB</a>	
		Solid Polyurethane	Bushing	<a href="#">SCC-20S3514-SPUS-TLB</a>	<a href="#">SCC-20S3514-SPUS-PLB</a>	<a href="#">SCC-TTL20S3514-SPUS</a>		
		HT Glass Filled Nylon	350	Plain Bore	<a href="#">SCC-20S3514-GFNSHT-TLB</a>	<a href="#">SCC-20R3514-GFNSHT</a>	<a href="#">SCC-TTL20S3514-GFNSHT</a>	
		4"	1-1/4"	Soft Rubber	200	Plain Bore	<a href="#">SCC-20S414-SRS-TLB</a>	<a href="#">SCC-20S414-SRS-PLB</a>
Thermo Plastic Rubber	250			Ball Bearing	<a href="#">SCC-20S414-TPRB-TLB</a>	<a href="#">SCC-20S414-TPRB-PLB</a>	<a href="#">SCC-TTL20S414-TPRB</a>	
Hard Rubber	300			Plain Bore	<a href="#">SCC-20S414-HRS-TLB</a>	<a href="#">SCC-20S414-HRS-PLB</a>	<a href="#">SCC-TTL20S414-HRS</a>	
Nylon				Plain Bore	<a href="#">SCC-20S414-NYS-TLB</a>	<a href="#">SCC-20S414-NYS-PLB</a>	<a href="#">SCC-TTL20S414-NYS</a>	
Phenolic				Roller Bearing	<a href="#">SCC-20S414-PHR-TLB</a>	<a href="#">SCC-20S414-PHR-PLB</a>	<a href="#">SCC-TTL20S414-PHR</a>	
Phenolic				Plain Bore	<a href="#">SCC-20S414-PHS-TLB</a>	<a href="#">SCC-20S414-PHS-PLB</a>	<a href="#">SCC-TTL20S414-PHS</a>	
HT Phenolic				Roller Bearing	<a href="#">SCC-20S414-PHRHT-TLB</a>	<a href="#">SCC-20R414-PHRHT</a>	<a href="#">SCC-TTL20S414-PHRHT</a>	
Semi Steel				Plain Bore	<a href="#">SCC-20S414-PHSHT-TLB</a>	<a href="#">SCC-20R414-PHSHT</a>	<a href="#">SCC-TTL20S414-PHSHT</a>	
Polyolefin				Plain Bore	<a href="#">SCC-20S414-POS-TLB</a>	<a href="#">SCC-20S414-POS-PLB</a>	<a href="#">SCC-TTL20S414-POS</a>	
Polyurethane				Ball Bearing	<a href="#">SCC-20S414-PPUB-TLB</a>	<a href="#">SCC-20S414-PPUB-PLB</a>	<a href="#">SCC-TTL20S414-PPUB</a>	
Solid Polyurethane				350	Plain Bore	<a href="#">SCC-20S414-SPUS-TLB</a>	<a href="#">SCC-20S414-SPUS-PLB</a>	<a href="#">SCC-TTL20S414-SPUS</a>
Sem Steel				Plain Bore	<a href="#">SCC-20S414-SSS-TLB</a>	<a href="#">SCC-20S414-SSS-PLB</a>	<a href="#">SCC-TTL20S414-SSS</a>	
HT Glass Filled Nylon	Plain Bore			<a href="#">SCC-20S414-GFNSHT-TLB</a>	<a href="#">SCC-20R414-GFNSHT-PLB</a>	<a href="#">SCC-TTL20S414-GFNSHT</a>		
5"	1-1/4"	Soft Rubber	275	Plain Bore	<a href="#">SCC-20S514-SRS-TLB</a>	<a href="#">SCC-20S514-SRS-PLB</a>	<a href="#">SCC-TTL20S514-SRS</a>	
		Thermo Plastic Rubber	300	Ball Bearing	<a href="#">SCC-20S514-TPRB-TLB</a>	<a href="#">SCC-20S514-TPRB-PLB</a>	<a href="#">SCC-TTL20S514-TPRB</a>	
		Hard Rubber		Plain Bore	<a href="#">SCC-20S514-HRS-TLB</a>	<a href="#">SCC-20S514-HRS-PLB</a>	<a href="#">SCC-TTL20S514-HRS</a>	
		Nylon		Plain Bore	<a href="#">SCC-20S514-NYS-TLB</a>	<a href="#">SCC-20S514-NYS-PLB</a>	<a href="#">SCC-TTL20S514-NYS</a>	
		Phenolic		Roller Bearing	<a href="#">SCC-20S514-PHR-TLB</a>	<a href="#">SCC-20S514-PHR-PLB</a>	<a href="#">SCC-TTL20S514-PHR</a>	
		Phenolic		Plain Bore	<a href="#">SCC-20S514-PHS-TLB</a>	<a href="#">SCC-20S514-PHS-PLB</a>	<a href="#">SCC-TTL20S514-PHS</a>	
		HT Phenolic		Roller Bearing	<a href="#">SCC-20S514-PHRHT-TLB</a>	<a href="#">SCC-20R514-PHRHT-PLB</a>	<a href="#">SCC-TTL20S514-PHRHT</a>	
		HT Phenolic		Plain Bore	<a href="#">SCC-20S514-PHSHT-TLB</a>	<a href="#">SCC-20S514-PHSHT-PLB</a>	<a href="#">SCC-TTL20S514-PHSHT</a>	
		Polyolefin		Plain Bore	<a href="#">SCC-20S514-POS-TLB</a>	<a href="#">SCC-20S514-POS-PLB</a>	<a href="#">SCC-TTL20S514-POS</a>	
		Polyurethane		Ball Bearing	<a href="#">SCC-20S514-PPUB-TLB</a>	<a href="#">SCC-20S514-PPUB-PLB</a>	<a href="#">SCC-TTL20S514-PPUB</a>	
		Solid Polyurethane		350	Plain Bore	<a href="#">SCC-20S514-SPUS-TLB</a>	<a href="#">SCC-20S514-SPUS-PLB</a>	<a href="#">SCC-TTL20S514-SPUS</a>
		Semi Steel	Plain Bore	<a href="#">SCC-20S514-SSS-TLB</a>	<a href="#">SCC-20S514-SSS-PLB</a>	<a href="#">SCC-TTL20S514-SSS</a>		
		HT Glass Filled Nylon	Plain Bore	<a href="#">SCC-20S514-GFNSHT-TLB</a>	<a href="#">SCC-20R514-GFNSHT-PLB</a>	<a href="#">SCC-TTL20S514-GFNSHT</a>		
6"	1-1/4"	Thermo Plastic Rubber	300	Ball Bearing	<a href="#">SCC-20S614-TPRB-TLB</a>	<a href="#">SCC-20S614-TPRB-PLB</a>	<a href="#">SCC-TTL20S614-TPRB</a>	
		Polyurethane	350	Ball Bearing	<a href="#">SCC-20S614-PPUB-TLB</a>	<a href="#">SCC-20S614-PPUB-PLB</a>	<a href="#">SCC-TTL20S614-PPUB</a>	



For more choices, please proceed to the following page.

CALL OR EMAIL US FOR MORE OPTIONS 1-800-215-8220 / info@servicecaster.com



## TOP PLATE CASTERS *with Optional Plate #2*

Optional Plate Size	Bolt Pattern
3-1/8" x 4-1/8" (TP2)	1-3/4" x 2-15/16" to 2-3/8" x 3-3/8"

Wheel Diameter	Overall Height	Swivel Radius	Aproximate Weight <sup>lbs</sup>
3"	4-1/8"	2-15/16"	1.45
3-1/2"	4-5/8"	3-3/16"	1.6
4"	5-1/8"	3-1/2"	1.7
5"	6-1/8"	4"	2
6"	7-1/8"	4-9/16"	2.95

Wheel Dia	Tread Width	Wheel Type	Load Capacity	Bearing Type	Swivel Caster	Rigid Caster	Swivel with Brake (TLB)	
3"	1-1/4"	Soft Rubber	175	Plain Bore	<a href="#">SCC-20S314-SRS-TP2</a>	<a href="#">SCC-20R314-SRS-TP2</a>	<a href="#">SCC-20S314-SRS-TLB-TP2</a>	
		Thermo Plastic Rubber	210	Ball Bearing	<a href="#">SCC-20S314-TPRB-TP2</a>	<a href="#">SCC-20R314-TPRB-TP2</a>	<a href="#">SCC-20S314-TPRB-TLB-TP2</a>	
		Hard Rubber	275	Plain Bore	<a href="#">SCC-20S314-HRS-TP2</a>	<a href="#">SCC-20R314-HRS-TP2</a>	<a href="#">SCC-20S314-HRS-TLB-TP2</a>	
		Nylon	300	Plain Bore	<a href="#">SCC-20S314-NYS-TP2</a>	<a href="#">SCC-20R314-NYS-TP2</a>	<a href="#">SCC-20S314-NYS-TLB-TP2</a>	
		Phenolic		Roller Bearing	<a href="#">SCC-20S314-PHR-TP2</a>	<a href="#">SCC-20R314-PHR-TP2</a>	<a href="#">SCC-20S314-PHR-TLB-TP2</a>	
		Phenolic		Plain Bore	<a href="#">SCC-20S314-PHS-TP2</a>	<a href="#">SCC-20R314-PHS-TP2</a>	<a href="#">SCC-20S314-PHS-TLB-TP2</a>	
		HT Phenolic		Roller Bearing	<a href="#">SCC-20S314-PHRHT-TP2</a>	<a href="#">SCC-20R314-PHRHT-TP2</a>	<a href="#">SCC-20S314-PHRHT-TLB-TP2</a>	
		HT Phenolic		Plain Bore	<a href="#">SCC-20S314-PHSHT-TP2</a>	<a href="#">SCC-20R314-PHSHT-TP2</a>	<a href="#">SCC-20S314-PHSHT-TLB-TP2</a>	
		Polyolefin		Plain Bore	<a href="#">SCC-20S314-POS-TP2</a>	<a href="#">SCC-20R314-POS-TP2</a>	<a href="#">SCC-20S314-POS-TLB-TP2</a>	
		Polyurethane		Ball Bearing	<a href="#">SCC-20S314-PPUB-TP2</a>	<a href="#">SCC-20R314-PPUB-TP2</a>	<a href="#">SCC-20S314-PPUB-TLB-TP2</a>	
		Solid Polyurethane		Plain Bore	<a href="#">SCC-20S314-SPUS-TP2</a>	<a href="#">SCC-20R314-SPUS-TP2</a>	<a href="#">SCC-20S314-SPUS-TLB-TP2</a>	
		Semi Steel		Plain Bore	<a href="#">SCC-20S314-SSS-TP2</a>	<a href="#">SCC-20R314-SSS-TP2</a>	<a href="#">SCC-20S314-SSS-TLB-TP2</a>	
		HT Glass Filled Nylon		350	Plain Bore	<a href="#">SCC-20S314-GFNSHT-TP2</a>	<a href="#">SCC-20R314-GFNSHT-TP2</a>	<a href="#">SCC-20S314-GFNSHT-TLB-TP2</a>
3-1/2"	1-1/4"	Soft Rubber	200	Plain Bore	<a href="#">SCC-20S3514-SRS-TP2</a>	<a href="#">SCC-20R3514-SRS-TP2</a>	<a href="#">SCC-20S3514-SRS-TLB-TP2</a>	
		Thermo Plastic Rubber	230	Plain Bore	<a href="#">SCC-20S3514-TPRB-TP2</a>	<a href="#">SCC-20R3514-TPRB-TP2</a>	<a href="#">SCC-20S3514-TPRB-TLB-TP2</a>	
		Hard Rubber	285	Plain Bore	<a href="#">SCC-20S3514-HRS-TP2</a>	<a href="#">SCC-20R3514-HRS-TP2</a>	<a href="#">SCC-20S3514-HRS-TLB-TP2</a>	
		Phenolic	300	Roller Bearing	<a href="#">SCC-20S3514-PHR-TP2</a>	<a href="#">SCC-20R3514-PHR-TP2</a>	<a href="#">SCC-20S3514-PHR-TLB-TP2</a>	
		Phenolic		Plain Bore	<a href="#">SCC-20S3514-PHS-TP2</a>	<a href="#">SCC-20R3514-PHS-TP2</a>	<a href="#">SCC-20S3514-PHS-TLB-TP2</a>	
		Polyolefin		Bushing	<a href="#">SCC-20S3514-POS-TP2</a>	<a href="#">SCC-20R3514-POS-TP2</a>	<a href="#">SCC-20S3514-POS-TLB-TP2</a>	
		Polyurethane		Ball Bearing	<a href="#">SCC-20S3514-PPUB-TP2</a>	<a href="#">SCC-20R3514-PPUB-TP2</a>	<a href="#">SCC-20S3514-PPUB-TLB-TP2</a>	
		Solid Polyurethane	350	Bushing	<a href="#">SCC-20S3514-SPUS-TP2</a>	<a href="#">SCC-20R3514-SPUS-TP2</a>	<a href="#">SCC-20S3514-SPUS-TLB-TP2</a>	
HT Glass Filled Nylon	350	Plain Bore	<a href="#">SCC-20S3514-GFNSHT-TP2</a>	<a href="#">SCC-20R3514-GFNSHT-TP2</a>	<a href="#">SCC-20S3514-GFNSHT-TLB-TP2</a>			
4"	1-1/4"	Soft Rubber	200	Plain Bore	<a href="#">SCC-20S414-SRS-TP2</a>	<a href="#">SCC-20R414-SRS-TP2</a>	<a href="#">SCC-20S414-SRS-TLB-TP2</a>	
		Thermo Plastic Rubber	250	Ball Bearing	<a href="#">SCC-20S414-TPRB-TP2</a>	<a href="#">SCC-20R414-TPRB-TP2</a>	<a href="#">SCC-20S414-TPRB-TLB-TP2</a>	
		Hard Rubber	300	Plain Bore	<a href="#">SCC-20S414-HRS-TP2</a>	<a href="#">SCC-20R414-HRS-TP2</a>	<a href="#">SCC-20S414-HRS-TLB-TP2</a>	
		Nylon		Plain Bore	<a href="#">SCC-20S414-NYS-TP2</a>	<a href="#">SCC-20R414-NYS-TP2</a>	<a href="#">SCC-20S414-NYS-TLB-TP2</a>	
		Phenolic		Roller Bearing	<a href="#">SCC-20S414-PHR-TP2</a>	<a href="#">SCC-20R414-PHR-TP2</a>	<a href="#">SCC-20S414-PHR-TLB-TP2</a>	
		Phenolic	Plain Bore	<a href="#">SCC-20S414-PHS-TP2</a>	<a href="#">SCC-20R414-PHS-TP2</a>	<a href="#">SCC-20S414-PHS-TLB-TP2</a>		
		HT Phenolic	Roller Bearing	<a href="#">SCC-20S414-PHRHT-TP2</a>	<a href="#">SCC-20R414-PHRHT-TP2</a>	<a href="#">SCC-20S414-PHRHT-TLB-TP2</a>		
		Semi Steel	Plain Bore	<a href="#">SCC-20S414-PHSHT-TP2</a>	<a href="#">SCC-20R414-PHSHT-TP2</a>	<a href="#">SCC-20S414-PHSHT-TLB-TP2</a>		
		Polyolefin	350	Plain Bore	<a href="#">SCC-20S414-POS-TP2</a>	<a href="#">SCC-20R414-POS-TP2</a>	<a href="#">SCC-20S414-POS-TLB-TP2</a>	
		Polyurethane	Ball Bearing	<a href="#">SCC-20S414-PPUB-TP2</a>	<a href="#">SCC-20R414-PPUB-TP2</a>	<a href="#">SCC-20S414-PPUB-TLB-TP2</a>		
		Solid Polyurethane	350	Plain Bore	<a href="#">SCC-20S414-SPUS-TP2</a>	<a href="#">SCC-20R414-SPUS-TP2</a>	<a href="#">SCC-20S414-SPUS-TLB-TP2</a>	
		Sem Steel	350	Plain Bore	<a href="#">SCC-20S414-SSS-TP2</a>	<a href="#">SCC-20R414-SSS-TP2</a>	<a href="#">SCC-20S414-SSS-TLB-TP2</a>	
		HT Glass Filled Nylon	350	Plain Bore	<a href="#">SCC-20S414-GFNSHT-TP2</a>	<a href="#">SCC-20R414-GFNSHT-TP2</a>	<a href="#">SCC-20S414-GFNSHT-TLB-TP2</a>	
5"	1-1/4"	Soft Rubber	275	Plain Bore	<a href="#">SCC-20S514-SRS-TP2</a>	<a href="#">SCC-20R514-SRS-TP2</a>	<a href="#">SCC-20S514-SRS-TLB-TP2</a>	
		Thermo Plastic Rubber	300	Ball Bearing	<a href="#">SCC-20S514-TPRB-TP2</a>	<a href="#">SCC-20R514-TPRB-TP2</a>	<a href="#">SCC-20S514-TPRB-TLB-TP2</a>	
		Hard Rubber		Plain Bore	<a href="#">SCC-20S514-HRS-TP2</a>	<a href="#">SCC-20R514-HRS-TP2</a>	<a href="#">SCC-20S514-HRS-TLB-TP2</a>	
		Nylon		Plain Bore	<a href="#">SCC-20S514-NYS-TP2</a>	<a href="#">SCC-20R514-NYS-TP2</a>	<a href="#">SCC-20S514-NYS-TLB-TP2</a>	
		Phenolic		Roller Bearing	<a href="#">SCC-20S514-PHR-TP2</a>	<a href="#">SCC-20R514-PHR-TP2</a>	<a href="#">SCC-20S514-PHR-TLB-TP2</a>	
		Phenolic		Plain Bore	<a href="#">SCC-20S514-PHS-TP2</a>	<a href="#">SCC-20R514-PHS-TP2</a>	<a href="#">SCC-20S514-PHS-TLB-TP2</a>	
		HT Phenolic		Roller Bearing	<a href="#">SCC-20S514-PHRHT-TP2</a>	<a href="#">SCC-20R514-PHRHT-TP2</a>	<a href="#">SCC-20S514-PHRHT-TLB-TP2</a>	
		HT Phenolic		Plain Bore	<a href="#">SCC-20S514-PHSHT-TP2</a>	<a href="#">SCC-20R514-PHSHT-TP2</a>	<a href="#">SCC-20S514-PHSHT-TLB-TP2</a>	
		Polyolefin		350	Plain Bore	<a href="#">SCC-20S514-POS-TP2</a>	<a href="#">SCC-20R514-POS-TP2</a>	<a href="#">SCC-20S514-POS-TLB-TP2</a>
		Polyurethane		Ball Bearing	<a href="#">SCC-20S514-PPUB-TP2</a>	<a href="#">SCC-20R514-PPUB-TP2</a>	<a href="#">SCC-20S514-PPUB-TLB-TP2</a>	
		Solid Polyurethane		350	Plain Bore	<a href="#">SCC-20S514-SPUS-TP2</a>	<a href="#">SCC-20R514-SPUS-TP2</a>	<a href="#">SCC-20S514-SPUS-TLB-TP2</a>
		Semi Steel	350	Plain Bore	<a href="#">SCC-20S514-SSS-TP2</a>	<a href="#">SCC-20R514-SSS-TP2</a>	<a href="#">SCC-20S514-SSS-TLB-TP2</a>	
		HT Glass Filled Nylon	350	Plain Bore	<a href="#">SCC-20S514-GFNSHT-TP2</a>	<a href="#">SCC-20R514-GFNSHT-TP2</a>	<a href="#">SCC-20S514-GFNSHT-TLB-TP2</a>	
6"	1-1/4"	Thermo Plastic Rubber	300	Ball Bearing	<a href="#">SCC-20S614-TPRB-TP2</a>	<a href="#">SCC-20R614-TPRB-TP2</a>	<a href="#">SCC-20S614-TPRB-TLB-TP2</a>	
		Polyurethane	350	Ball Bearing	<a href="#">SCC-20S614-PPUB-TP2</a>	<a href="#">SCC-20R614-PPUB-TP2</a>	<a href="#">SCC-20S614-PPUB-TLB-TP2</a>	



For more choices, please proceed to the following page.

CALL OR EMAIL US FOR MORE OPTIONS 1-800-215-8220 / info@servicecaster.com





## TOP PLATE CASTERS *with Optional Plate #3*

Optional Plate Size	Bolt Pattern
4" x 4-1/2" (TP3)	2-5/8" x 3-5/8" to 3" x 3"

Wheel Diameter	Overall Height	Swivel Radius	Aproximate Weight <sup>lbs</sup>
3"	4-1/8"	2-15/16"	1.45
3-1/2"	4-5/8"	3-3/16"	1.6
4"	5-1/8"	3-1/2"	1.7
5"	6-1/8"	4"	2
6"	7-1/8"	4-9/16"	2.95

Wheel Dia	Tread Width	Wheel Type	Load Capacity	Bearing Type	Swivel Caster	Rigid Caster	Swivel with Brake (TLB)
3"	1-1/4"	Soft Rubber	175	Plain Bore	<a href="#">SCC-20S314-SRS-TP3</a>	<a href="#">SCC-20R314-SRS-TP3</a>	<a href="#">SCC-20S314-SRS-TLB-TP3</a>
		Thermo Plastic Rubber	210	Ball Bearing	<a href="#">SCC-20S314-TPRB-TP3</a>	<a href="#">SCC-20R314-TPRB-TP3</a>	<a href="#">SCC-20S314-TPRB-TLB-TP3</a>
		Hard Rubber	275	Plain Bore	<a href="#">SCC-20S314-HRS-TP3</a>	<a href="#">SCC-20R314-HRS-TP3</a>	<a href="#">SCC-20S314-HRS-TLB-TP3</a>
		Nylon	300	Plain Bore	<a href="#">SCC-20S314-NYS-TP3</a>	<a href="#">SCC-20R314-NYS-TP3</a>	<a href="#">SCC-20S314-NYS-TLB-TP3</a>
		Phenolic		Roller Bearing	<a href="#">SCC-20S314-PHR-TP3</a>	<a href="#">SCC-20R314-PHR-TP3</a>	<a href="#">SCC-20S314-PHR-TLB-TP3</a>
		Phenolic		Plain Bore	<a href="#">SCC-20S314-PHS-TP3</a>	<a href="#">SCC-20R314-PHS-TP3</a>	<a href="#">SCC-20S314-PHS-TLB-TP3</a>
		HT Phenolic		Roller Bearing	<a href="#">SCC-20S314-PHRHT-TP3</a>	<a href="#">SCC-20R314-PHRHT-TP3</a>	<a href="#">SCC-20S314-PHRHT-TLB-TP3</a>
		HT Phenolic		Plain Bore	<a href="#">SCC-20S314-PHSHT-TP3</a>	<a href="#">SCC-20R314-PHSHT-TP3</a>	<a href="#">SCC-20S314-PHSHT-TLB-TP3</a>
		Polyolefin		Plain Bore	<a href="#">SCC-20S314-POS-TP3</a>	<a href="#">SCC-20R314-POS-TP3</a>	<a href="#">SCC-20S314-POS-TLB-TP3</a>
		Polyurethane		Ball Bearing	<a href="#">SCC-20S314-PPUB-TP3</a>	<a href="#">SCC-20R314-PPUB-TP3</a>	<a href="#">SCC-20S314-PPUB-TLB-TP3</a>
		Solid Polyurethane		Plain Bore	<a href="#">SCC-20S314-SPUS-TP3</a>	<a href="#">SCC-20R314-SPUS-TP3</a>	<a href="#">SCC-20S314-SPUS-TLB-TP3</a>
		Semi Steel		Plain Bore	<a href="#">SCC-20S314-SSS-TP3</a>	<a href="#">SCC-20R314-SSS-TP3</a>	<a href="#">SCC-20S314-SSS-TLB-TP3</a>
		HT Glass Filled Nylon		350	Plain Bore	<a href="#">SCC-20S314-GFNSHT-TP3</a>	<a href="#">SCC-20R314-GFNSHT-TP3</a>
3-1/2"	1-1/4"	Soft Rubber	200	Plain Bore	<a href="#">SCC-20S3514-SRS-TP3</a>	<a href="#">SCC-20R3514-SRS-TP3</a>	<a href="#">SCC-20S3514-SRS-TLB-TP3</a>
		Thermo Plastic Rubber	230	Plain Bore	<a href="#">SCC-20S3514-TPRB-TP3</a>	<a href="#">SCC-20R3514-TPRB-TP3</a>	<a href="#">SCC-20S3514-TPRB-TLB-TP3</a>
		Hard Rubber	285	Plain Bore	<a href="#">SCC-20S3514-HRS-TP3</a>	<a href="#">SCC-20R3514-HRS-TP3</a>	<a href="#">SCC-20S3514-HRS-TLB-TP3</a>
		Phenolic	300	Roller Bearing	<a href="#">SCC-20S3514-PHR-TP3</a>	<a href="#">SCC-20R3514-PHR-TP3</a>	<a href="#">SCC-20S3514-PHR-TLB-TP3</a>
		Phenolic		Plain Bore	<a href="#">SCC-20S3514-PHS-TP3</a>	<a href="#">SCC-20R3514-PHS-TP3</a>	<a href="#">SCC-20S3514-PHS-TLB-TP3</a>
		Polyolefin		Bushing	<a href="#">SCC-20S3514-POS-TP3</a>	<a href="#">SCC-20R3514-POS-TP3</a>	<a href="#">SCC-20S3514-POS-TLB-TP3</a>
		Polyurethane		Ball Bearing	<a href="#">SCC-20S3514-PPUB-TP3</a>	<a href="#">SCC-20R3514-PPUB-TP3</a>	<a href="#">SCC-20S3514-PPUB-TLB-TP3</a>
		Solid Polyurethane	Bushing	<a href="#">SCC-20S3514-SPUS-TP3</a>	<a href="#">SCC-20R3514-SPUS-TP3</a>	<a href="#">SCC-20S3514-SPUS-TLB-TP3</a>	
HT Glass Filled Nylon	350	Plain Bore	<a href="#">SCC-20S3514-GFNSHT-TP3</a>	<a href="#">SCC-20R3514-GFNSHT-TP3</a>	<a href="#">SCC-20S3514-GFNSHT-TLB-TP3</a>		
4"	1-1/4"	Soft Rubber	200	Plain Bore	<a href="#">SCC-20S414-SRS-TP3</a>	<a href="#">SCC-20R414-SRS-TP3</a>	<a href="#">SCC-20S414-SRS-TLB-TP3</a>
		Thermo Plastic Rubber	250	Ball Bearing	<a href="#">SCC-20S414-TPRB-TP3</a>	<a href="#">SCC-20R414-TPRB-TP3</a>	<a href="#">SCC-20S414-TPRB-TLB-TP3</a>
		Hard Rubber	300	Plain Bore	<a href="#">SCC-20S414-HRS-TP3</a>	<a href="#">SCC-20R414-HRS-TP3</a>	<a href="#">SCC-20S414-HRS-TLB-TP3</a>
		Nylon		Plain Bore	<a href="#">SCC-20S414-NYS-TP3</a>	<a href="#">SCC-20R414-NYS-TP3</a>	<a href="#">SCC-20S414-NYS-TLB-TP3</a>
		Phenolic		Roller Bearing	<a href="#">SCC-20S414-PHR-TP3</a>	<a href="#">SCC-20R414-PHR-TP3</a>	<a href="#">SCC-20S414-PHR-TLB-TP3</a>
		Phenolic		Plain Bore	<a href="#">SCC-20S414-PHS-TP3</a>	<a href="#">SCC-20R414-PHS-TP3</a>	<a href="#">SCC-20S414-PHS-TLB-TP3</a>
		HT Phenolic		Roller Bearing	<a href="#">SCC-20S414-PHRHT-TP3</a>	<a href="#">SCC-20R414-PHRHT-TP3</a>	<a href="#">SCC-20S414-PHRHT-TLB-TP3</a>
		Semi Steel	Plain Bore	<a href="#">SCC-20S414-PHSHT-TP3</a>	<a href="#">SCC-20R414-PHSHT-TP3</a>	<a href="#">SCC-20S414-PHSHT-TLB-TP3</a>	
		Polyolefin	350	Plain Bore	<a href="#">SCC-20S414-POS-TP3</a>	<a href="#">SCC-20R414-POS-TP3</a>	<a href="#">SCC-20S414-POS-TLB-TP3</a>
		Polyurethane		Ball Bearing	<a href="#">SCC-20S414-PPUB-TP3</a>	<a href="#">SCC-20R414-PPUB-TP3</a>	<a href="#">SCC-20S414-PPUB-TLB-TP3</a>
		Solid Polyurethane		Plain Bore	<a href="#">SCC-20S414-SPUS-TP3</a>	<a href="#">SCC-20R414-SPUS-TP3</a>	<a href="#">SCC-20S414-SPUS-TLB-TP3</a>
		Sem Steel		Plain Bore	<a href="#">SCC-20S414-SSS-TP3</a>	<a href="#">SCC-20R414-SSS-TP3</a>	<a href="#">SCC-20S414-SSS-TLB-TP3</a>
		HT Glass Filled Nylon		Plain Bore	<a href="#">SCC-20S414-GFNSHT-TP3</a>	<a href="#">SCC-20R414-GFNSHT-TP3</a>	<a href="#">SCC-20S414-GFNSHT-TLB-TP3</a>
5"	1-1/4"	Soft Rubber	275	Plain Bore	<a href="#">SCC-20S514-SRS-TP3</a>	<a href="#">SCC-20R514-SRS-TP3</a>	<a href="#">SCC-20S514-SRS-TLB-TP3</a>
		Thermo Plastic Rubber	300	Ball Bearing	<a href="#">SCC-20S514-TPRB-TP3</a>	<a href="#">SCC-20R514-TPRB-TP3</a>	<a href="#">SCC-20S514-TPRB-TLB-TP3</a>
		Hard Rubber		Plain Bore	<a href="#">SCC-20S514-HRS-TP3</a>	<a href="#">SCC-20R514-HRS-TP3</a>	<a href="#">SCC-20S514-HRS-TLB-TP3</a>
		Nylon		Plain Bore	<a href="#">SCC-20S514-NYS-TP3</a>	<a href="#">SCC-20R514-NYS-TP3</a>	<a href="#">SCC-20S514-NYS-TLB-TP3</a>
		Phenolic		Roller Bearing	<a href="#">SCC-20S514-PHR-TP3</a>	<a href="#">SCC-20R514-PHR-TP3</a>	<a href="#">SCC-20S514-PHR-TLB-TP3</a>
		Phenolic		Plain Bore	<a href="#">SCC-20S514-PHS-TP3</a>	<a href="#">SCC-20R514-PHS-TP3</a>	<a href="#">SCC-20S514-PHS-TLB-TP3</a>
		HT Phenolic		Roller Bearing	<a href="#">SCC-20S514-PHRHT-TP3</a>	<a href="#">SCC-20R514-PHRHT-TP3</a>	<a href="#">SCC-20S514-PHRHT-TLB-TP3</a>
		HT Phenolic		Plain Bore	<a href="#">SCC-20S514-PHSHT-TP3</a>	<a href="#">SCC-20R514-PHSHT-TP3</a>	<a href="#">SCC-20S514-PHSHT-TLB-TP3</a>
		Polyolefin		Plain Bore	<a href="#">SCC-20S514-POS-TP3</a>	<a href="#">SCC-20R514-POS-TP3</a>	<a href="#">SCC-20S514-POS-TLB-TP3</a>
		Polyurethane		Ball Bearing	<a href="#">SCC-20S514-PPUB-TP3</a>	<a href="#">SCC-20R514-PPUB-TP3</a>	<a href="#">SCC-20S514-PPUB-TLB-TP3</a>
		Solid Polyurethane		Plain Bore	<a href="#">SCC-20S514-SPUS-TP3</a>	<a href="#">SCC-20R514-SPUS-TP3</a>	<a href="#">SCC-20S514-SPUS-TLB-TP3</a>
		Semi Steel	Plain Bore	<a href="#">SCC-20S514-SSS-TP3</a>	<a href="#">SCC-20R514-SSS-TP3</a>	<a href="#">SCC-20S514-SSS-TLB-TP3</a>	
		HT Glass Filled Nylon	350	Plain Bore	<a href="#">SCC-20S514-GFNSHT-TP3</a>	<a href="#">SCC-20R514-GFNSHT-TP3</a>	<a href="#">SCC-20S514-GFNSHT-TLB-TP3</a>
6"	1-1/4"	Thermo Plastic Rubber	300	Ball Bearing	<a href="#">SCC-20S614-TPRB-TP3</a>	<a href="#">SCC-20R614-TPRB-TP3</a>	<a href="#">SCC-20S614-TPRB-TLB-TP3</a>
		Polyurethane	350	Ball Bearing	<a href="#">SCC-20S614-PPUB-TP3</a>	<a href="#">SCC-20R614-PPUB-TP3</a>	<a href="#">SCC-20S614-PPUB-TLB-TP3</a>



For more choices, please proceed to the following page.

### Medium Duty Casters

#### Series #20 Plate Casters

Ideal for dollies, platform trucks, warehouse carts, and more, our versatile casters ensure a smooth and secure ride. From food service carts to industrial equipment, Series 20 keeps you rolling forward.

#### Applications

1-1/2" & 2" Wide Wheels

- Bakery equipment
- Stocking carts
- Moving dollies
- Food service operations
- Office equipment
- Laboratory equipment



#### Features

- Heat treated double ball bearing raceways for durability
- 1/2" precision kingpin for stability
- Versatile design suitable for various applications
- Ideal for light and medium duty industrial use



#20 Series

PART NUMBER KEY: HOW TO ORDER THE CORRECT CASTER:

# SCC-20S420-GFNBZHT-TLB

Brand	Series	Rig Type	Wheel Size	Wheel Material	Bearings	Brake Type
Service Caster	20	Swivel (S)	3" x 1-1/5" (315)	Polyolefin (PO)	Roller Bearing (R)	Top Lock Brake (TLB)
			Rigid (R)	4" x 1-1/2" (415)	Thermo-Plastic Rubber (TPRD/TPRF)	
			4" x 2" (420)	Glass Filled Nylon (GFN)	Delrin Bearing (D)	
			5" x 1-1/2" (515)	Nylon (NY)	Bronze Bearing (BZ)	
			5" x 2" (520)	Polyurethane on Aluminum (PA)		
			6" x 1-1/2" (615)	Phenolic (PH)		
			6" x 2" (620)	High Temp Phenolic (PH*HT)		
				Polyurethane on Polyolefin (PPU)		
		Polyurethane on Cast Iron (PU)				
		Rubber on Aluminum (RA)				
		Rubber on Steel (RS)				
		Solid Polyurethane (SPU)				
		Semi Steel (SS)				
		V-Groove (VG)				
		High Temp Glass Filled Nylon (GFN*HT)				

Standard Plate Size	Bolt Pattern	Bolt Diameter
2-3/8" x 3-5/8"	1-3/4" x 2-7/8" to 3"	5/16"

**Bronze** caster bearings endure harsh conditions, resisting porosity and heat up to 525°F. They're ideal for tough environments with water exposure or corrosion risks, and some options include spanner bushings for added strength.

### Service Caster Chart Guide

### Choose Your Wheel

At **Service Caster**, we have a wide selection of standard caster wheels. If you don't see what you need, just reach out to our **Service Caster Crew** for help.





Standard Plate Size	Bolt Pattern	Bolt Diameter
2-3/8" x 3-5/8"	1-3/4" x 2-7/8" to 3"	5/16"

Wheel Diameter	Overall Height	Swivel Radius	Approximate Weight <sup>(LBS)</sup>
3"	4-1/8"	2-15/16"	1.45
4"	5-1/8"	3-1/4"	1.6
5"	6-1/4"	4"	1.7
6"	7-1/2"	4-5/8"	2



## TOP PLATE CASTERS *Roller Bearing Wheels*

[CLICK TO ORDER NOW](#)

Wheel Dia	Tread Width	Wheel Type	Load Capacity	Swivel Caster	Rigid Caster	Swivel with Brake (TLB)	
3"	1-1/2"	Semi Steel	300 lbs.	<a href="#">SCC-20S315-SSR</a>	<a href="#">SCC-20R315-SSR</a>	<a href="#">SCC-20S315-SSR-TLB</a>	
4"	1-1/2"	Semi Steel	300 lbs.	<a href="#">SCC-20S415-SSR</a>	<a href="#">SCC-20R415-SSR</a>	<a href="#">SCC-20S415-SSR-TLB</a>	
4"	2"	Thermo-Plastic Rubber (Flat)	300 lbs.	<a href="#">SCC-20S420-TPRRF</a>	<a href="#">SCC-20R420-TPRRF</a>	<a href="#">SCC-20S420-TPRRF-TLB</a>	
		Thermo-Plastic Rubber (Donut)		<a href="#">SCC-20S420-TPRRD</a>	<a href="#">SCC-20R420-TPRRD</a>	<a href="#">SCC-20S420-TPRRD-TLB</a>	
		Rubber on Cast Iron	400 lbs.	<a href="#">SCC-20S420-RSR</a>	<a href="#">SCC-20R420-RSR</a>	<a href="#">SCC-20S420-RSR-TLB</a>	
		Rubber on Aluminum		<a href="#">SCC-20S420-RAR</a>	<a href="#">SCC-20R420-RAR</a>	<a href="#">SCC-20S420-RAR-TLB</a>	
		Semi Steel	450 lbs.	<a href="#">SCC-20S420-SSR</a>	<a href="#">SCC-20R420-SSR</a>	<a href="#">SCC-20S420-SSR-TLB</a>	
		Solid Polyurethane		<a href="#">SCC-20S420-SPUR</a>	<a href="#">SCC-20R420-SPUR</a>	<a href="#">SCC-20S420-SPUR-TLB</a>	
		Polyurethane on Cast Iron (Red)		<a href="#">SCC-20S420-PUR-RS</a>	<a href="#">SCC-20R420-PUR-RS</a>	<a href="#">SCC-20S420-PUR-RS-TLB</a>	
		Polyurethane on Cast Iron (Green)		<a href="#">SCC-20S420-PUR-GB</a>	<a href="#">SCC-20R420-PUR-GB</a>	<a href="#">SCC-20S420-PUR-GB-TLB</a>	
		Polyurethane on Polyolefin		<a href="#">SCC-20S420-PPUR</a>	<a href="#">SCC-20R420-PPUR</a>	<a href="#">SCC-20S420-PPUR-TLB</a>	
		Polyolefin		<a href="#">SCC-20S420-POR</a>	<a href="#">SCC-20R420-POR</a>	<a href="#">SCC-20S420-POR-TLB</a>	
		High Temp Phenolic		<a href="#">SCC-20S420-PHRHT</a>	<a href="#">SCC-20R420-PHRHT</a>	<a href="#">SCC-20S420-PHRHT-TLB</a>	
		Phenolic		<a href="#">SCC-20S420-PHR</a>	<a href="#">SCC-20R420-PHR</a>	<a href="#">SCC-20S420-PHR-TLB</a>	
		Polyurethane on Aluminum		<a href="#">SCC-20S420-PAR</a>	<a href="#">SCC-20R420-PAR</a>	<a href="#">SCC-20S420-PAR-TLB</a>	
		Nylon		<a href="#">SCC-20S420-NYR</a>	<a href="#">SCC-20R420-NYR</a>	<a href="#">SCC-20S420-NYR-TLB</a>	
		Glass Filled Nylon		<a href="#">SCC-20S420-GFNR</a>	<a href="#">SCC-20R420-GFNR</a>	<a href="#">SCC-20S420-GFNR-TLB</a>	
V-Groove	<a href="#">SCC-20S420-VGR</a>	<a href="#">SCC-20R420-VGR</a>		<a href="#">SCC-20S420-VGR-TLB</a>			
5"	1-1/2"	Semi Steel		300 lbs.	<a href="#">SCC-20S515-SSR</a>	<a href="#">SCC-20R515-SSR</a>	<a href="#">SCC-20S515-SSR-TLB</a>
5"	2"	Thermo-Plastic Rubber (Flat)		350 lbs.	<a href="#">SCC-20S520-TPRRF</a>	<a href="#">SCC-20R520-TPRRF</a>	<a href="#">SCC-20S520-TPRRF-TLB</a>
		Thermo-Plastic Rubber (Donut)			<a href="#">SCC-20S520-TPRRD</a>	<a href="#">SCC-20R520-TPRRD</a>	<a href="#">SCC-20S520-TPRRD-TLB</a>
		Rubber on Cast Iron	400 lbs.	<a href="#">SCC-20S520-RSR</a>	<a href="#">SCC-20R520-RSR</a>	<a href="#">SCC-20S520-RSR-TLB</a>	
		Rubber on Aluminum		<a href="#">SCC-20S520-RAR</a>	<a href="#">SCC-20R520-RAR</a>	<a href="#">SCC-20S520-RAR-TLB</a>	
		Semi Steel	450 lbs.	<a href="#">SCC-20S520-SSR</a>	<a href="#">SCC-20R520-SSR</a>	<a href="#">SCC-20S520-SSR-TLB</a>	
		Solid Polyurethane		<a href="#">SCC-20S520-SPUR</a>	<a href="#">SCC-20R520-SPUR</a>	<a href="#">SCC-20S520-SPUR-TLB</a>	
		Polyurethane on Cast Iron (Red)		<a href="#">SCC-20S520-PUR-RS</a>	<a href="#">SCC-20R520-PUR-RS</a>	<a href="#">SCC-20S520-PUR-RS-TLB</a>	
		Polyurethane on Cast Iron (Green)		<a href="#">SCC-20S520-PUR-GB</a>	<a href="#">SCC-20R520-PUR-GB</a>	<a href="#">SCC-20S520-PUR-GB-TLB</a>	
		Polyurethane on Polyolefin		<a href="#">SCC-20S520-PPUR</a>	<a href="#">SCC-20R520-PPUR</a>	<a href="#">SCC-20S520-PPUR-TLB</a>	
		Polyolefin		<a href="#">SCC-20S520-POR</a>	<a href="#">SCC-20R520-POR</a>	<a href="#">SCC-20S520-POR-TLB</a>	
		High Temp Phenolic		<a href="#">SCC-20S520-PHRHT</a>	<a href="#">SCC-20R520-PHRHT</a>	<a href="#">SCC-20S520-PHRHT-TLB</a>	
		Phenolic		<a href="#">SCC-20S520-PHR</a>	<a href="#">SCC-20R520-PHR</a>	<a href="#">SCC-20S520-PHR-TLB</a>	
		Polyurethane on Aluminum		<a href="#">SCC-20S520-PAR</a>	<a href="#">SCC-20R520-PAR</a>	<a href="#">SCC-20S520-PAR-TLB</a>	
		Nylon		<a href="#">SCC-20S520-NYR</a>	<a href="#">SCC-20R520-NYR</a>	<a href="#">SCC-20S520-NYR-TLB</a>	
		Glass Filled Nylon		<a href="#">SCC-20S520-GFNR</a>	<a href="#">SCC-20R520-GFNR</a>	<a href="#">SCC-20S520-GFNR-TLB</a>	
V-Groove	<a href="#">SCC-20S520-VGR</a>	<a href="#">SCC-20R520-VGR</a>		<a href="#">SCC-20S520-VGR-TLB</a>			
High Temp Glass Filled Nylon	<a href="#">SCC-20S520-GFNRHT</a>	<a href="#">SCC-20R520-GFNRHT</a>		<a href="#">SCC-20S520-GFNRHT-TLB</a>			

IF YOU PREFER TO ORDER IN SETS, SIMPLY [CONTACT US](#), AND WE WILL TAILOR YOUR ORDERING PROCESS TO YOUR NEEDS.



Consider Service Caster's Series 20 for reliable and durable casters. Ideal for various applications like dollies, platform trucks, and warehouse carts, these versatile casters ensure a smooth ride for food service carts, hotel housekeeping carts, and more. Trust Service Caster for quality and excellent customer service to keep you moving forward.





Standard Plate Size	Bolt Pattern	Bolt Diameter
2-3/8" x 3-5/8"	1-3/4" x 2-7/8" to 3"	5/16"

Wheel Diameter	Overall Height	Swivel Radius	Approximate Weight <small>lbs</small>
3"	4-1/8"	2-15/16"	1.45
4"	4-5/8"	3-3/16"	1.6
5"	5-1/8"	3-1/2"	1.7
6"	6-1/8"	4"	2



## TOP PLATE CASTERS *Roller Bearing Wheels*

[CLICK TO ORDER NOW](#)

Wheel Dia	Tread Width	Wheel Type	Load Capacity	Swivel Caster	Rigid Caster	Swivel with Brake (TLB)
6"	1-1/2"	Phenolic	300 lbs.	<a href="#">SCC-20S615-PHR</a>	<a href="#">SCC-20R615-PHR</a>	<a href="#">SCC-20S615-PHR-TLB</a>
		High Temp Phenolic	300 lbs.	<a href="#">SCC-20S615-PHRHT</a>	<a href="#">SCC-20R615-PHRHT</a>	<a href="#">SCC-20S615-PHRHT-TLB</a>
6"	2"	Thermo-Plastic Rubber (Flat)	450 lbs.	<a href="#">SCC-20S620-TPRRF</a>	<a href="#">SCC-20R620-TPRRF</a>	<a href="#">SCC-20S620-TPRRF-TLB</a>
		Thermo-Plastic Rubber (Donut)		<a href="#">SCC-20S620-TPRRD</a>	<a href="#">SCC-20R620-TPRRD</a>	<a href="#">SCC-20S620-TPRRD-TLB</a>
		Rubber on Cast Iron		<a href="#">SCC-20S620-RSR</a>	<a href="#">SCC-20R620-RSR</a>	<a href="#">SCC-20S620-RSR-TLB</a>
		Rubber on Aluminum		<a href="#">SCC-20S620-RAR</a>	<a href="#">SCC-20R620-RAR</a>	<a href="#">SCC-20S620-RAR-TLB</a>
		Semi Steel		<a href="#">SCC-20S620-SSR</a>	<a href="#">SCC-20R620-SSR</a>	<a href="#">SCC-20S620-SSR-TLB</a>
		Solid Polyurethane		<a href="#">SCC-20S620-SPUR</a>	<a href="#">SCC-20R620-SPUR</a>	<a href="#">SCC-20S620-SPUR-TLB</a>
		Polyurethane on Cast Iron (Red)		<a href="#">SCC-20S620-PUR-RS</a>	<a href="#">SCC-20R620-PUR-RS</a>	<a href="#">SCC-20S620-PUR-RS-TLB</a>
		Polyurethane on Cast Iron (Green)		<a href="#">SCC-20S620-PUR-GB</a>	<a href="#">SCC-20R620-PUR-GB</a>	<a href="#">SCC-20S620-PUR-GB-TLB</a>
		Polyurethane on Polyolefin		<a href="#">SCC-20S620-PPUR</a>	<a href="#">SCC-20R620-PPUR</a>	<a href="#">SCC-20S620-PPUR-TLB</a>
		Polyolefin		<a href="#">SCC-20S620-POR</a>	<a href="#">SCC-20R620-POR</a>	<a href="#">SCC-20S620-POR-TLB</a>
		High Temp Phenolic		<a href="#">SCC-20S620-PHRHT</a>	<a href="#">SCC-20R620-PHRHT</a>	<a href="#">SCC-20S620-PHRHT-TLB</a>
		Phenolic		<a href="#">SCC-20S620-PHR</a>	<a href="#">SCC-20R620-PHR</a>	<a href="#">SCC-20S620-PHR-TLB</a>
		Polyurethane on Aluminum		<a href="#">SCC-20S620-PAR</a>	<a href="#">SCC-20R620-PAR</a>	<a href="#">SCC-20S620-PAR-TLB</a>
		Nylon		<a href="#">SCC-20S620-NYR</a>	<a href="#">SCC-20R620-NYR</a>	<a href="#">SCC-20S620-NYR-TLB</a>
		Glass Filled Nylon		<a href="#">SCC-20S620-GFNR</a>	<a href="#">SCC-20R620-GFNR</a>	<a href="#">SCC-20S620-GFNR-TLB</a>
V-Groove	<a href="#">SCC-20S620-VGR</a>	<a href="#">SCC-20R620-VGR</a>	<a href="#">SCC-20S620-VGR-TLB</a>			
High Temp Glass Filled Nylon	<a href="#">SCC-20S620-GFNRHT</a>	<a href="#">SCC-20R620-GFNRHT</a>	<a href="#">SCC-20S620-SSR-TLB</a>			

IF YOU PREFER TO ORDER IN SETS, SIMPLY [CONTACT US](#), AND WE WILL TAILOR YOUR ORDERING PROCESS TO YOUR NEEDS.

### Bearing Type(s)



### Brake Option

- Brake option available

#### Top Lock Brake (TLB)

The **Top lock brake** places a positive locking force against the wheel hub locking the wheel only.



### Choose Your Movement

- Rigid and Swivel Available



RIGID



SWIVEL



For additional options, please navigate to the next page.





Standard Plate Size	Bolt Pattern	Bolt Diameter	Wheel Diameter	Overall Height	Swivel Radius	Approximate Weight
2-3/8" x 3-5/8"	1-3/4" x 2-7/8" to 3"	5/16"	3"	4-1/8"	2-15/16"	1.45
			4"	4-5/8"	3-3/16"	1.6
			5"	5-1/8"	3-1/2"	1.7
			6"	6-1/8"	4"	2

## TOP PLATE CASTERS *Ball Bearing Wheels*

[CLICK TO ORDER NOW](#)

Wheel Dia	Tread Width	Wheel Type	Load Capacity	Swivel Caster	Rigid Caster	Swivel with Brake (TLB)	
4"	2"	Thermo-Plastic Rubber (Flat)	300 lbs.	<a href="#">SCC-20420-TPRBF</a>	<a href="#">SCC-20R420-TPRBF</a>	<a href="#">SCC-20420-TPRBF-TLB</a>	
		Thermo-Plastic Rubber (Donut)		<a href="#">SCC-20420-TPRBD</a>	<a href="#">SCC-20R420-TPRBD</a>	<a href="#">SCC-20420-TPRBF-TLB</a>	
		Rubber on Cast Iron	400 lbs.	<a href="#">SCC-20420-RSB</a>	<a href="#">SCC-20R420-RSB</a>	<a href="#">SCC-20420-RSB-TLB</a>	
		Rubber on Aluminum		<a href="#">SCC-20420-RAB</a>	<a href="#">SCC-20R420-RAB</a>	<a href="#">SCC-20420-RAB-TLB</a>	
		Semi Steel	450 lbs.	<a href="#">SCC-20420-SSB</a>	<a href="#">SCC-20R420-SSB</a>	<a href="#">SCC-20420-SSB-TLB</a>	
		Solid Polyurethane		<a href="#">SCC-20420-SPUB</a>	<a href="#">SCC-20R420-SPUB</a>	<a href="#">SCC-20420-SPUB-TLB</a>	
		Polyurethane on Cast Iron (Red)		<a href="#">SCC-20420-PUB-RS</a>	<a href="#">SCC-20R420-PUB-RS</a>	<a href="#">SCC-20420-PUB-RS-TLB</a>	
		Polyurethane on Cast Iron (Green)		<a href="#">SCC-20420-PUB-GB</a>	<a href="#">SCC-20R420-PUB-GB</a>	<a href="#">SCC-20420-PUB-GB-TLB</a>	
		Polyurethane on Polyolefin		<a href="#">SCC-20420-PPUB</a>	<a href="#">SCC-20R420-PPUB</a>	<a href="#">SCC-20420-PPUB-TLB</a>	
		Polyolefin		<a href="#">SCC-20420-POB</a>	<a href="#">SCC-20R420-POB</a>	<a href="#">SCC-20420-POB-TLB</a>	
		High Temp Phenolic		<a href="#">SCC-20420-PHBHT</a>	<a href="#">SCC-20R620-PHBHT</a>	<a href="#">SCC-20420-PHBHT-TLB</a>	
		Phenolic		<a href="#">SCC-20420-PHB</a>	<a href="#">SCC-20R420-PHB</a>	<a href="#">SCC-20420-PHB-TLB</a>	
		Polyurethane on Aluminum		<a href="#">SCC-20420-PAB</a>	<a href="#">SCC-20R420-PAB</a>	<a href="#">SCC-20420-PAB-TLB</a>	
		Nylon		<a href="#">SCC-20420-NYB</a>	<a href="#">SCC-20R420-NYB</a>	<a href="#">SCC-20420-NYB-TLB</a>	
		Glass Filled Nylon		<a href="#">SCC-20420-GFNB</a>	<a href="#">SCC-20R420-GFNB</a>	<a href="#">SCC-20420-GFNB-TLB</a>	
		V-Groove		<a href="#">SCC-20420-VGB</a>	<a href="#">SCC-20R420-VGB</a>	<a href="#">SCC-20420-VGB-TLB</a>	
High Temp Glass Filled Nylon	<a href="#">SCC-20420-GFNBHT</a>	<a href="#">SCC-20R420-GFNBHT</a>		<a href="#">SCC-20S420-SSB-TLB</a>			
5"	2"	Thermoplastic Rubber (Flat)		350 lbs.	<a href="#">SCC-20S520-TPRBF</a>	<a href="#">SCC-20R520-TPRBF</a>	<a href="#">SCC-20S520-TPRBF-TLB</a>
		Thermoplastic Rubber (Donut)			<a href="#">SCC-20S520-TPRBD</a>	<a href="#">SCC-20R520-TPRBD</a>	<a href="#">SCC-20S520-TPRBD-TLB</a>
		Rubber on Cast Iron		400 lbs.	<a href="#">SCC-20S520-RSB</a>	<a href="#">SCC-20R520-RSB</a>	<a href="#">SCC-20S520-RSB-TLB</a>
		Rubber on Aluminum	<a href="#">SCC-20S520-RAB</a>		<a href="#">SCC-20R520-RAB</a>	<a href="#">SCC-20S520-RAB-TLB</a>	
		Semi Steel	450 lbs.	<a href="#">SCC-20S520-SSB</a>	<a href="#">SCC-20R520-SSB</a>	<a href="#">SCC-20S520-SSB-TLB</a>	
		Solid Polyurethane		<a href="#">SCC-20S520-SPUB</a>	<a href="#">SCC-20R520-SPUB</a>	<a href="#">SCC-20S520-SPUB-TLB</a>	
		Polyurethane on Cast Iron (Red)		<a href="#">SCC-20S520-PUB-RS</a>	<a href="#">SCC-20R520-PUB-RS</a>	<a href="#">SCC-20S520-PUB-RS-TLB</a>	
		Polyurethane on Cast Iron (Green)		<a href="#">SCC-20S520-PUB-GB</a>	<a href="#">SCC-20R520-PUB-GB</a>	<a href="#">SCC-20S520-PUB-GB-TLB</a>	
		Polyurethane on Polyolefin		<a href="#">SCC-20S520-PPUB</a>	<a href="#">SCC-20R520-PPUB</a>	<a href="#">SCC-20S520-PPUB-TLB</a>	
		Polyolefin		<a href="#">SCC-20S520-POB</a>	<a href="#">SCC-20R520-POB</a>	<a href="#">SCC-20S520-POB-TLB</a>	
		High Temp Phenolic		<a href="#">SCC-20S520-PHBHT</a>	<a href="#">SCC-20R520-PHBHT</a>	<a href="#">SCC-20S520-PHBHT-TLB</a>	
		Phenolic		<a href="#">SCC-20S520-PHB</a>	<a href="#">SCC-20R520-PHB</a>	<a href="#">SCC-20S520-PHB-TLB</a>	
		Polyurethane on Aluminum		<a href="#">SCC-20S520-PAB</a>	<a href="#">SCC-20R520-PAB</a>	<a href="#">SCC-20S520-PAB-TLB</a>	
		Nylon		<a href="#">SCC-20S520-NYB</a>	<a href="#">SCC-20R520-NYB</a>	<a href="#">SCC-20S520-NYB-TLB</a>	
		Glass Filled Nylon		<a href="#">SCC-20S520-GFNB</a>	<a href="#">SCC-20R520-GFNB</a>	<a href="#">SCC-20S520-GFNB-TLB</a>	
		V-Groove		<a href="#">SCC-20S520-VGB</a>	<a href="#">SCC-20R520-VGB</a>	<a href="#">SCC-20S520-VGB-TLB</a>	
High Temp Glass Filled Nylon	<a href="#">SCC-20S520-GFNBHT</a>	<a href="#">SCC-20R520-GFNBHT</a>		<a href="#">SCC-20S520-GFNBHT-TLB</a>			

IF YOU PREFER TO ORDER IN SETS, SIMPLY [CONTACT US](#), AND WE WILL TAILOR YOUR ORDERING PROCESS TO YOUR NEEDS.



**Q34** features a **Sealed Precision Flanged Ball Bearing**, renowned for its sealed, hardened inner and outer raceways, along with hardened steel balls press-fitted into the hub. Designed for medium to heavy load capacities, higher operating speeds, and enhanced ergonomics, it outperforms roller bearings. This sealed Precision Ball Bearing presents a significant upgrade from industry-standard roller bearings.

Rubber wheels that won't scuff your floors and keep things quiet – ideal for any medical setting!



More ways to spin! Head over to the next page for the full scoop!





Standard Plate Size	Bolt Pattern	Bolt Diameter
2-3/8" x 3-5/8"	1-3/4" x 2-7/8" to 3"	5/16"

Wheel Diameter	Overall Height	Swivel Radius	Approximate Weight <small>lbs</small>
3"	4-1/8"	2-15/16"	1.45
4"	4-5/8"	3-3/16"	1.6
5"	5-1/8"	3-1/2"	1.7
6"	6-1/8"	4"	2

## TOP PLATE CASTERS *Ball Bearing Wheels*

[CLICK TO ORDER NOW](#)

Wheel Dia	Tread Width	Wheel Type	Load Capacity	Swivel Caster	Rigid Caster	Swivel with Brake (TLB)
6"	2"	Thermoplastic Rubber (Flat)	450 lbs.	<a href="#">SCC-20S620-TPRBF</a>	<a href="#">SCC-20R620-TPRBF</a>	<a href="#">SCC-20S620-TPRBF-TLB</a>
		Thermoplastic Rubber (Donut)		<a href="#">SCC-20S620-TPRBD</a>	<a href="#">SCC-20R620-TPRBD</a>	<a href="#">SCC-20S620-TPRBD-TLB</a>
		Rubber on Cast Iron		<a href="#">SCC-20S620-RSB</a>	<a href="#">SCC-20R620-RSB</a>	<a href="#">SCC-20S620-RSB-TLB</a>
		Rubber on Aluminum		<a href="#">SCC-20S620-RAB</a>	<a href="#">SCC-20R620-RAB</a>	<a href="#">SCC-20S620-RAB-TLB</a>
		Semi Steel		<a href="#">SCC-20S620-SSB</a>	<a href="#">SCC-20R620-SSB</a>	<a href="#">SCC-20S620-SSB-TLB</a>
		Solid Polyurethane		<a href="#">SCC-20S620-SPUB</a>	<a href="#">SCC-20R620-SPUB</a>	<a href="#">SCC-20S620-SPUB-TLB</a>
		Polyurethane on Cast Iron (Red)		<a href="#">SCC-20S620-PUB-RS</a>	<a href="#">SCC-20R620-PUB-RS</a>	<a href="#">SCC-20S620-PUB-RS-TLB</a>
		Polyurethane on Cast Iron (Green)		<a href="#">SCC-20S620-PUB-GB</a>	<a href="#">SCC-20R620-PUB-GB</a>	<a href="#">SCC-20S620-PUB-GB-TLB</a>
		Polyurethane on Polyolefin		<a href="#">SCC-20S620-PPUB</a>	<a href="#">SCC-20R620-PPUB</a>	<a href="#">SCC-20S620-PPUB-TLB</a>
		Polyolefin		<a href="#">SCC-20S620-POB</a>	<a href="#">SCC-20R620-POB</a>	<a href="#">SCC-20S620-POB-TLB</a>
		High Temp Phenolic		<a href="#">SCC-20S620-PHBHT</a>	<a href="#">SCC-20R620-PHBHT</a>	<a href="#">SCC-20S620-PHBHT-TLB</a>
		Phenolic		<a href="#">SCC-20S620-PHB</a>	<a href="#">SCC-20R620-PHB</a>	<a href="#">SCC-20S620-PHB-TLB</a>
		Polyurethane on Aluminum		<a href="#">SCC-20S620-PAB</a>	<a href="#">SCC-20R620-PAB</a>	<a href="#">SCC-20S620-PAB-TLB</a>
		Nylon		<a href="#">SCC-20S620-NYB</a>	<a href="#">SCC-20R620-NYB</a>	<a href="#">SCC-20S620-NYB-TLB</a>
		Glass Filled Nylon		<a href="#">SCC-20S620-GFNB</a>	<a href="#">SCC-20R620-GFNB</a>	<a href="#">SCC-20S620-GFNB-TLB</a>
		V-Groove		<a href="#">SCC-20S620-VGB</a>	<a href="#">SCC-20R620-VGB</a>	<a href="#">SCC-20S620-VGB-TLB</a>
High Temp Glass Filled Nylon	<a href="#">SCC-20S620-GFNBHT</a>	<a href="#">SCC-20R620-GFNBHT</a>	<a href="#">SCC-20S620-SSB-TLB</a>			

## TOP PLATE CASTERS *Bronze Bearing Wheels*

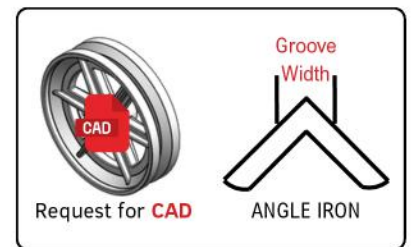
CHOOSE SERVICE CASTER CORPORATION CASTERS AND WHEELS FOR **HIGH-TEMPERATURE** ENVIRONMENTS. OPTIONS INCLUDE HEAT-RESISTANT CASTERS FOR BAKERIES, AUTOCLAVE WHEELS, POWDER COAT ROOM CASTERS, AND ROLLING OVEN RACK WHEELS. MAKE SURE TO SELECT THE RIGHT LUBRICANT FOR YOUR SPECIFIC APPLICATION.

[CLICK TO ORDER NOW](#)

Wheel Dia	Tread Width	Wheel Type	Load Capacity	Swivel Caster	Rigid Caster	Swivel with Brake (TLB)
4"	2"	V-Groove	450 lbs.	<a href="#">SCC-20S420-VGBZ</a>	<a href="#">SCC-20R420-VGBZ</a>	<a href="#">SCC-20S420-VGBZ-TLB</a>
		Semi Steel		<a href="#">SCC-20S420-SSBZ</a>	<a href="#">SCC-20R420-SSBZ</a>	<a href="#">SCC-20S420-SSBZ-TLB</a>
		High Temp Phenolic		<a href="#">SCC-20S420-PHBZHT</a>	<a href="#">SCC-20R420-PHBZHT</a>	<a href="#">SCC-20S420-PHBZHT-TLB</a>
		High Temp Glass Filled Nylon		<a href="#">SCC-20S420-GFNBZHT</a>	<a href="#">SCC-20R420-GFNBZHT</a>	<a href="#">SCC-20S420-GFNBZHT-TLB</a>
5"	2"	V-Groove	450 lbs.	<a href="#">SCC-20S520-VGBZ</a>	<a href="#">SCC-20R520-VGBZ</a>	<a href="#">SCC-20S520-VGBZ-TLB</a>
		Semi Steel		<a href="#">SCC-20S520-SSBZ</a>	<a href="#">SCC-20R520-SSBZ</a>	<a href="#">SCC-20S520-SSBZ-TLB</a>
		High Temp Phenolic		<a href="#">SCC-20S520-PHBZHT</a>	<a href="#">SCC-20R520-PHBZHT</a>	<a href="#">SCC-20S520-PHBZHT-TLB</a>
		High Temp Glass Filled Nylon		<a href="#">SCC-20S520-GFNBZHT</a>	<a href="#">SCC-20R520-GFNBZHT</a>	<a href="#">SCC-20S520-GFNBZHT-TLB</a>
6"	2"	V-Groove	450 lbs.	<a href="#">SCC-20S620-VGBZ</a>	<a href="#">SCC-20R620-VGBZ</a>	<a href="#">SCC-20S620-VGBZ-TLB</a>
		Semi Steel		<a href="#">SCC-20S620-SSBZ</a>	<a href="#">SCC-20R620-SSBZ</a>	<a href="#">SCC-20S620-SSBZ-TLB</a>
		High Temp Phenolic		<a href="#">SCC-20S620-PHBZHT</a>	<a href="#">SCC-20R620-PHBZHT</a>	<a href="#">SCC-20S620-PHBZHT-TLB</a>
		High Temp Glass Filled Nylon		<a href="#">SCC-20S620-GFNBZHT</a>	<a href="#">SCC-20R620-GFNBZHT</a>	<a href="#">SCC-20S620-GFNBZHT-TLB</a>



**V GROOVE** WHEELS PROVIDE HIGH-CAPACITY TRACKED WORKFLOW SOLUTIONS AND CAN ALSO BE USED WITHOUT A TRACK. THE WHEELS LISTED BELOW FOR IMMEDIATE PURCHASE REPRESENT JUST A SMALL PORTION OF OUR FULL RANGE OF V-GROOVE AND U-GROOVE OPTIONS.



Roll into the next exciting chapter of **Series 20** mounting options for casters and wheels!

CALL OR EMAIL US FOR MORE OPTIONS 1-800-215-8220 / [info@servicecaster.com](mailto:info@servicecaster.com)



### Medium Duty Casters

#### Series #20 Bolt Hole Casters

Discover our #20 Series bolt hole casters: strong, versatile, and perfect for a range of applications. Built with high-strength steel and double ball bearing raceways, they offer durability and reliability.

#### Applications

- Bakery equipment
- Stocking carts
- Moving dollies
- Food service operations
- Office equipment
- Laboratory equipment



#### Features

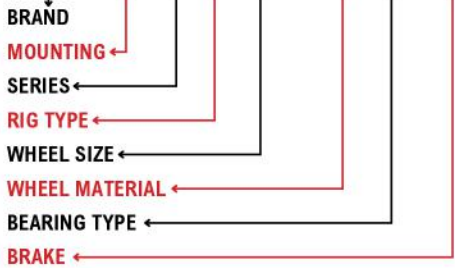
- Heat treated double ball bearing raceways for durability
- 1/2" Bolt Hole
- Versatile design suitable for various applications
- Explore our wide selection of 1-1/4" wheel mounting stems.



#20 Series

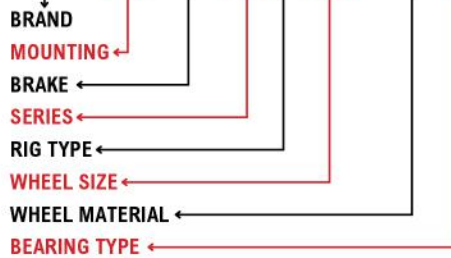
#### 3" Swivel Bolt Hole with Top Lock Brake

### SCC-BH20S314-PPUB-TLB



#### 4" Swivel Bolt Hole with Total Lock Brake

### SCC-BHTTL20S414-PPUB



Our part numbers are adaptable to suit your requirements. The diagram above serves as a reference to assist you in understanding the breakdown. If you require any help, please don't hesitate to contact our [customer service](#) team.

### Service Caster Chart Guide

### Build You Caster

Discover more fastening sizes and wheel options if you can't find what you need. And remember, we're always here to [help!](#)

Brand	Series	Rig Type	Wheel Size	Wheel Material	Bearing Type	Brake	Mounting
Service Caster	20	Swivel (S)	2-1/2" x 1-1/4" (2514)	Soft Rubber (SR)	Ball Bearing (B)	Top Lock (TLB)	1/2" Bolt Hole (BH)
			3-1/2" x 1-1/4" (3514)	Thermo Plastic Rubber (TPR)	Plain Bore (S)	Posi Lock (PLB)	
			3" x 1-1/4" (314)	Polyurethane (PPU)	Delrin Bearing (D)	Total Lock (TTL)	
			4" x 1-1/4" (414)	Phenolic (PH)		Directional Lock (DL)	
			5" x 1-1/4" (514)	Solid Polyurethane (SPU)			
			6" x 1-1/4" (614)	Hard Rubber (HR)			
				Glass Filled Nylon (GFN)			
				Rubber on Aluminum (RA)			
				Semi Steel (SS)			
				Nylon (NY)			
				Polyolefin (PO)			
				High Temp (HT)			



#### Choose Your Color



#### So many ways to showcase your style!



#### Wheel Tread







## BOLT HOLE (HOLLOW KINGPIN) CASTERS

Wheel Diameter	Overall Height	Swivel Radius	Approximate Weight <small>LBS</small>
3"	4-1/8"	2-15/16"	1.45
3-1/2"	4-5/8"	3-3/16"	1.6
4"	5-1/8"	3-1/2"	1.7
5"	6-1/8"	4"	2
6"	7-1/8"	4-9/16"	2.95

Wheel Dia	Tread Width	Wheel Type	Load Capacity	Bearing Type	Swivel Caster	Overall Height	Color			
3"	1-1/4"	Soft Rubber	175 lbs.	Plain Bore	<a href="#">SCC-BH20S314-SRS</a>	4-1/8"	Black			
		Thermoplastic Rubber	210 lbs.	Ball Bearing	<a href="#">SCC-BH20S314-TPRB</a>		Gray			
		Hard Rubber	275 lbs.	Plain Bore	<a href="#">SCC-BH20S314-HRS</a>		Black			
		Nylon	300 lbs.	Plain Bore	<a href="#">SCC-BH20S314-NYS</a>		White			
		Phenolic		Roller Bearing	<a href="#">SCC-BH20S314-PHR</a>		Black			
		HT Phenolic		Roller Bearing	<a href="#">SCC-BH20S314-PHRHT</a>		Brown			
		Polyolefin		Plain Bore	<a href="#">SCC-BH20S314-POS</a>		Black			
		Phenolic		Plain Bore	<a href="#">SCC-BH20S314-PHS</a>		Black			
		HT Phenolic		Plain Bore	<a href="#">SCC-BH20S314-PHSHT</a>		Brown			
		Polyurethane		Ball Bearing	<a href="#">SCC-BH20S314-PPUB</a>					
		Solid Polyurethane		Plain Bore	<a href="#">SCC-BH20S314-SPUS</a>		Blue			
		Semi Steel		Plain Bore	<a href="#">SCC-BH20S314-SSS</a>		Silver			
		HT Glass Filled Nylon		350 lbs.	Plain Bore		<a href="#">SCC-BH20S314-GFNSHT</a>	Brown or Black		
3-1/2"	1-1/4"	Soft Rubber	200 lbs.	Plain Bore	<a href="#">SCC-BH20S3514-SRS</a>	4-5/8"	Black			
		Thermoplastic Rubber	230 lbs.	Ball Bearing	<a href="#">SCC-BH20S3514-TPRB</a>		Gray			
		Hard Rubber	285 lbs.	Plain Bore	<a href="#">SCC-BH20S3514-HRS</a>		Black			
		Solid Polyurethane	300 lbs.	Plain Bore	<a href="#">SCC-BH20S3514-SPUS</a>		Blue			
		Polyurethane		Ball Bearing	<a href="#">SCC-BH20S3514-PPUB</a>					
		Phenolic		Plain Bore	<a href="#">SCC-BH20S3514-PHS</a>		Black			
		Phenolic		Roller Bearing	<a href="#">SCC-BH20S3514-PHR</a>		Black			
		HT Glass Filled Nylon		350 lbs.	Plain Bore		<a href="#">SCC-BH20S3514-GFNSHT</a>	Black or Brown		
		4"		1-1/4"	Soft Rubber		200 lbs.	Plain Bore	<a href="#">SCC-BH20S414-SRS</a>	5-1/8"
			Thermoplastic Rubber		250 lbs.		Ball Bearing	<a href="#">SCC-BH20S414-TPRB</a>	Gray	
Hard Rubber	300 lbs.		Plain Bore		<a href="#">SCC-BH20S414-HRS</a>	Black				
Nylon			Plain Bore		<a href="#">SCC-BH20S414-NYS</a>	White				
Semi Steel			Plain Bore		<a href="#">SCC-BH20S414-SSS</a>	Silver				
Solid Polyurethane			Plain Bore		<a href="#">SCC-BH20S414-SPUS</a>	Blue				
Phenolic			Roller Bearing		<a href="#">SCC-BH20S414-PHR</a>	Black				
HT Phenolic			Plain Bore		<a href="#">SCC-BH20S414-PHRHT</a>	Brown				
Phenolic	Plain Bore		<a href="#">SCC-BH20S414-PHS</a>		Black					
HT Phenolic	Plain Bore		<a href="#">SCC-BH20S414-PHSHT</a>		Brown					
Polyurethane	350 lbs.		Ball Bearing		<a href="#">SCC-BH20S414-PPUB</a>					
Polyolefin	Plain Bore		<a href="#">SCC-BH20S414-POS</a>		Black					
HT Glass Filled Nylon	350 lbs.		Plain Bore		<a href="#">SCC-BH20S414-GFNSHT</a>	Black or Brown				
5"	1-1/4"	Soft Rubber	275 lbs.	Plain Bore	<a href="#">SCC-BH20S514-SRS</a>	6-1/8"	Black			
		Thermoplastic Rubber	300 lbs.	Ball Bearing	<a href="#">SCC-BH20S514-TPRB</a>		Gray			
		Hard Rubber		Plain Bore	<a href="#">SCC-BH20S514-HRS</a>		Black			
		Nylon		Plain Bore	<a href="#">SCC-BH20S514-NYS</a>		White			
		Phenolic		Roller Bearing	<a href="#">SCC-BH20S514-PHR</a>		Black			
		HT Phenolic		Roller Bearing	<a href="#">SCC-BH20S514-PHRHT</a>		Brown			
		Phenolic		Plain Bore	<a href="#">SCC-BH20S514-PHS</a>		Black			
		HT Phenolic	Plain Bore	<a href="#">SCC-BH20S514-PHSHT</a>	Brown					
		Semi Steel	Plain Bore	<a href="#">SCC-BH20S514-SSS</a>	Silver					
		Solid Polyurethane	Plain Bore	<a href="#">SCC-BH20S514-SPUS</a>	Blue					
		Polyolefin	Plain Bore	<a href="#">SCC-BH20S514-POS</a>	Black					
		Polyurethane	350 lbs.	Ball Bearing	<a href="#">SCC-BH20S514-PPUB</a>					
		HT Glass Filled Nylon	350 lbs.	Plain Bore	<a href="#">SCC-BH20S514-GFNSHT</a>		Black or Brown			
6"	1-1/4"	Thermoplastic Rubber	300 lbs.	Ball Bearing	<a href="#">SCC-BH20S614-TPRB</a>	7-1/8"	Gray			
		Polyurethane	350 lbs.	Ball Bearing	<a href="#">SCC-BH20S614-PPUB</a>		Gray			
		Phenolic	300 lbs.	Plain Bore	<a href="#">SCC-BH20S615-PHS</a>		Black			
	Phenolic	Roller Bearing		<a href="#">SCC-BH20S615-PHR</a>	Black					
	High Temp Phenolic	Plain Bore		<a href="#">SCC-BH20S615-PHSHT</a>	Brown					
	High Temp Phenolic	Roller Bearing		<a href="#">SCC-BH20S615-PHRHT</a>	Brown					

EXPLORE OUR DIVERSE MOUNTING OPTIONS IN OUR BOLT HOLE CASTER SERIES. FOR FURTHER ASSISTANCE, CONTACT OUR [CUSTOMER SERVICE](#).



**"New Swag Alert: Place Your Orders Now!"**

CALL OR EMAIL US FOR MORE OPTIONS 1-800-215-8220 / [info@servicecaster.com](mailto:info@servicecaster.com)

Need more options? Simply flip the page for a world of possibilities!







## BOLT HOLE (HOLLOW KINGPIN) CASTERS *with Brakes*

Wheel Diameter	Overall Height	Swivel Radius	Approximate Weight
3"	4-1/8"	2-15/16"	1.45
3-1/2"	4-5/8"	3-3/16"	1.6
4"	5-1/8"	3-1/2"	1.7
5"	6-1/8"	4"	2
6"	7-1/8"	4-9/16"	2.95

Wheel Dia	Tread Width	Wheel Type	Load Capacity	Bearing Type	Top Lock Brake (TLB)	Posi Lock Brake (PLB)	Total Lock (TTL)
3"	1-1/4"	Soft Rubber	175 lbs.	Plain Bore	<a href="#">SCC-BH20S314-SRS-TLB</a>	<a href="#">SCC-BH20S314-SRS-PLB</a>	<a href="#">SCC-BHTTL20S314-SRS</a>
		Thermoplastic Rubber	210 lbs.	Ball Bearing	<a href="#">SCC-BH20S314-TPRB-TLB</a>	<a href="#">SCC-BH20S314-TPRB-PLB</a>	<a href="#">SCC-BHTTL20S314-TPRB</a>
		Hard Rubber	275 lbs.	Plain Bore	<a href="#">SCC-BH20S314-HRS-TLB</a>	<a href="#">SCC-BH20S314-HRS-PLB</a>	<a href="#">SCC-BHTTL20S314-HRS</a>
		Nylon	300 lbs.	Plain Bore	<a href="#">SCC-BH20S314-NYS-TLB</a>	<a href="#">SCC-BH20S314-NYS-PLB</a>	<a href="#">SCC-BHTTL20S314-NYS</a>
		Phenolic		Roller Bearing	<a href="#">SCC-BH20S314-PHR-TLB</a>	<a href="#">SCC-BH20S314-PHR-PLB</a>	<a href="#">SCC-BHTTL20S314-PHR</a>
		HT Phenolic		Plain Bore	<a href="#">SCC-BH20S314-PHRHT-TLB</a>	<a href="#">SCC-BH20S314-PHRHT-PLB</a>	<a href="#">SCC-BHTTL20S314-PHRHT</a>
		Phenolic		Plain Bore	<a href="#">SCC-BH20S314-PHS-TLB</a>	<a href="#">SCC-BH20S314-PHS-PLB</a>	<a href="#">SCC-BHTTL20S314-PHS</a>
		HT Phenolic		Plain Bore	<a href="#">SCC-BH20S314-PHSHT-TLB</a>	<a href="#">SCC-BH20S314-PHSHT-PLB</a>	<a href="#">SCC-BHTTL20S314-PHSHT</a>
		Polyurethane		Ball Bearing	<a href="#">SCC-BH20S314-PPUB-TLB</a>	<a href="#">SCC-BH20S314-PPUB-PLB</a>	<a href="#">SCC-BHTTL20S314-PPUB</a>
		Solid Polyurethane		Plain Bore	<a href="#">SCC-BH20S314-SPUS-TLB</a>	<a href="#">SCC-BH20S314-SPUS-PLB</a>	<a href="#">SCC-BHTTL20S314-SPUS</a>
		Semi Steel	Plain Bore	<a href="#">SCC-BH20S314-SSS-TLB</a>	<a href="#">SCC-BH20S314-SSS-PLB</a>	<a href="#">SCC-BHTTL20S314-SSS</a>	
HT Glass Filled Nylon	350 lbs.	Plain Bore	<a href="#">SCC-BH20S314-GFNSHT-TLB</a>	<a href="#">SCC-BH20S314-GFNSHT-PLB</a>	<a href="#">SCC-BHTTL20S314-GFNSHT</a>		
3-1/2"	1-1/4"	Soft Rubber	200 lbs.	Plain Bore	<a href="#">SCC-BH20S3514-SRS-TLB</a>	<a href="#">SCC-BH20S3514-SRS-PLB</a>	<a href="#">SCC-BHTTL20S3514-SRS</a>
		Thermoplastic Rubber	230 lbs.	Ball Bearing	<a href="#">SCC-BH20S3514-TPRB-TLB</a>	<a href="#">SCC-BH20S3514-TPRB-PLB</a>	<a href="#">SCC-BHTTL20S3514-TPRB</a>
		Hard Rubber	285 lbs.	Plain Bore	<a href="#">SCC-BH20S3514-HRS-TLB</a>	<a href="#">SCC-BH20S3514-HRS-PLB</a>	<a href="#">SCC-BHTTL20S3514-HRS</a>
		Phenolic	300 lbs.	Roller Bearing	<a href="#">SCC-BH20S3514-PHR-TLB</a>	<a href="#">SCC-BH20S3514-PHR-PLB</a>	<a href="#">SCC-BHTTL20S3514-PHR</a>
		Phenolic		Plain Bore	<a href="#">SCC-BH20S3514-PHS-TLB</a>	<a href="#">SCC-BH20S3514-PHS-PLB</a>	<a href="#">SCC-BHTTL20S3514-PHS</a>
		Polyurethane		Ball Bearing	<a href="#">SCC-BH20S3514-PPUB-TLB</a>	<a href="#">SCC-BH20S3514-PPUB-PLB</a>	<a href="#">SCC-BHTTL20S3514-PPUB</a>
		Solid Polyurethane	Plain Bore	<a href="#">SCC-BH20S3514-SPUS-TLB</a>	<a href="#">SCC-BH20S3514-SPUS-PLB</a>	<a href="#">SCC-BHTTL20S3514-SPUS</a>	
HT Glass Filled Nylon	350 lbs.	Plain Bore	<a href="#">SCC-BH20S3514-GFNSHT-TLB</a>	<a href="#">SCC-BH20S3514-GFNSHT-PLB</a>	<a href="#">SCC-BHTTL20S3514-GFNSHT</a>		
4"	1-1/4"	Soft Rubber	200 lbs.	Plain Bore	<a href="#">SCC-BH20S414-SRS-TLB</a>	<a href="#">SCC-BH20S414-SRS-PLB</a>	<a href="#">SCC-BHTTL20S414-SRS</a>
		Thermoplastic Rubber	250 lbs.	Ball Bearing	<a href="#">SCC-BH20S414-TPRB-TLB</a>	<a href="#">SCC-BH20S414-TPRB-PLB</a>	<a href="#">SCC-BHTTL20S414-TPRB</a>
		Hard Rubber	300 lbs.	Plain Bore	<a href="#">SCC-BH20S414-HRS-TLB</a>	<a href="#">SCC-BH20S414-HRS-PLB</a>	<a href="#">SCC-BHTTL20S414-HRS</a>
		Phenolic		Roller Bearing	<a href="#">SCC-BH20S414-PHR-TLB</a>	<a href="#">SCC-BH20S414-PHR-PLB</a>	<a href="#">SCC-BHTTL20S414-PHR</a>
		Phenolic		Plain Bore	<a href="#">SCC-BH20S414-PHS-TLB</a>	<a href="#">SCC-BH20S414-PHS-PLB</a>	<a href="#">SCC-BHTTL20S414-PHS</a>
		Semi Steel		Plain Bore	<a href="#">SCC-BH20S414-SSS-TLB</a>	<a href="#">SCC-BH20S414-SSS-PLB</a>	<a href="#">SCC-BHTTL20S414-SSS</a>
		Solid Polyurethane		Plain Bore	<a href="#">SCC-BH20S414-SPUS-TLB</a>	<a href="#">SCC-BH20S414-SPUS-PLB</a>	<a href="#">SCC-BHTTL20S414-SPUS</a>
		High Temp Phenolic		Roller Bearing	<a href="#">SCC-BH20S414-PHRHT-TLB</a>	<a href="#">SCC-BH20S414-PHRHT-PLB</a>	<a href="#">SCC-BHTTL20S414-PHRHT</a>
		Nylon		Plain Bore	<a href="#">SCC-BH20S414-NYS-TLB</a>	<a href="#">SCC-BH20S414-NYS-PLB</a>	<a href="#">SCC-BHTTL20S414-NYS</a>
		High Temp Phenolic	Plain Bore	<a href="#">SCC-BH20S414-PHSHT-TLB</a>	<a href="#">SCC-BH20S414-PHSHT-PLB</a>	<a href="#">SCC-BHTTL20S414-PHSHT</a>	
		Polyurethane	350 lbs.	Ball Bearing	<a href="#">SCC-BH20S414-PPUB-TLB</a>	<a href="#">SCC-BH20S414-PPUB-PLB</a>	<a href="#">SCC-BHTTL20S414-PPUB</a>
HT Glass Filled Nylon	Plain Bore	<a href="#">SCC-BH20S414-GFNSHT-TLB</a>	<a href="#">SCC-BH20S414-GFNSHT-PLB</a>	<a href="#">SCC-BHTTL20S414-GFNSHT</a>			
5"	1-1/4"	Soft Rubber	275 lbs.	Plain Bore	<a href="#">SCC-BH20S514-SRS-TLB</a>	<a href="#">SCC-BH20S514-SRS-PLB</a>	<a href="#">SCC-BHTTL20S514-SRS</a>
		Thermoplastic Rubber	300 lbs.	Ball Bearing	<a href="#">SCC-BH20S514-TPRB-TLB</a>	<a href="#">SCC-BH20S514-TPRB-PLB</a>	<a href="#">SCC-BHTTL20S514-TPRB</a>
		Hard Rubber		Plain Bore	<a href="#">SCC-BH20S514-HRS-TLB</a>	<a href="#">SCC-BH20S514-HRS-PLB</a>	<a href="#">SCC-BHTTL20S514-HRS</a>
		Nylon		Plain Bore	<a href="#">SCC-BH20S514-NYS-TLB</a>	<a href="#">SCC-BH20S514-NYS-PLB</a>	<a href="#">SCC-BHTTL20S514-NYS</a>
		Phenolic		Roller Bearing	<a href="#">SCC-BH20S514-PHR-TLB</a>	<a href="#">SCC-BH20S514-PHR-PLB</a>	<a href="#">SCC-BHTTL20S514-PHR</a>
		High Temp Phenolic		Roller Bearing	<a href="#">SCC-BH20S514-PHRHT-TLB</a>	<a href="#">SCC-BH20S514-PHRHT-PLB</a>	<a href="#">SCC-BHTTL20S514-PHRHT</a>
		Phenolic		Plain Bore	<a href="#">SCC-BH20S514-PHS-TLB</a>	<a href="#">SCC-BH20S514-PHS-PLB</a>	<a href="#">SCC-BHTTL20S514-PHS</a>
		High Temp Phenolic		Plain Bore	<a href="#">SCC-BH20S514-PHSHT-TLB</a>	<a href="#">SCC-BH20S514-PHSHT-PLB</a>	<a href="#">SCC-BHTTL20S514-PHSHT</a>
		Solid Polyurethane	Plain Bore	<a href="#">SCC-BH20S514-SPUS-TLB</a>	<a href="#">SCC-BH20S514-SPUS-PLB</a>	<a href="#">SCC-BHTTL20S514-SPUS</a>	
		Semi Steel	Plain Bore	<a href="#">SCC-BH20S514-SSS-TLB</a>	<a href="#">SCC-BH20S514-SSS-PLB</a>	<a href="#">SCC-BHTTL20S514-SSS</a>	
		Polyurethane	350 lbs.	Ball Bearing	<a href="#">SCC-BH20S514-PPUB-TLB</a>	<a href="#">SCC-BH20S514-PPUB-PLB</a>	<a href="#">SCC-BHTTL20S514-PPUB</a>
	HT Glass Filled Nylon	Plain Bore	<a href="#">SCC-BH20S514-GFNSHT-TLB</a>	<a href="#">SCC-BH20S514-GFNSHT-PLB</a>	<a href="#">SCC-BHTTL20S514-GFNSHT</a>		
1-1/2"	Semi Steel	300 lbs.	Roller Bearing	<a href="#">SCC-BH20S515-SSR-TLB</a>	<a href="#">SCC-BH20S515-SSR-PLB</a>	<a href="#">SCC-BHTTL20S515-SSR</a>	
6"	1-1/4"	Thermoplastic Rubber	300 lbs.	Ball Bearing	<a href="#">SCC-BHTTL20S614-TPRB-TLB</a>	<a href="#">SCC-BHTTL20S614-TPRB-PLB</a>	<a href="#">SCC-BHTTL20S614-TPRB</a>

EXPLORE OUR DIVERSE MOUNTING OPTIONS IN OUR BOLT HOLE CASTER SERIES. FOR FURTHER ASSISTANCE, CONTACT OUR [CUSTOMER SERVICE](#).

### What are Swivel Casters?

Swivel Casters, Also known as Swivel Castors, consist of a wheel mounted into a fork with a ball bearing swivel mechanism, allowing the wheel to rotate 360° around its pivotal point.



This Rotation Enables the Wheel and the equipment it supports to move in any desired direction effortlessly, allowing operators to maneuver equipment without changing its orientation.

Explore our web-based storefront. [www.servicacaster.com](http://www.servicacaster.com)

### Medium Duty Casters

#### Series #20 Expanding Adapter Casters

Our expanding adapter stem casters fit both square and round tube legs, adapting to various inside diameters. Ideal for prep tables, work tables, racks, and shop projects, they offer a variety of wheel types, including floor-safe polyurethane for easy rolling.

#### Applications

- Bakery equipment
- Stocking carts
- Moving dollies
- Food service operations
- Office equipment
- Laboratory equipment

#### Features

- Heat treated double ball bearing raceways for durability
- 1/2" precision kingpin for stability
- Versatile design suitable for various applications
- Ideal for light duty industrial use

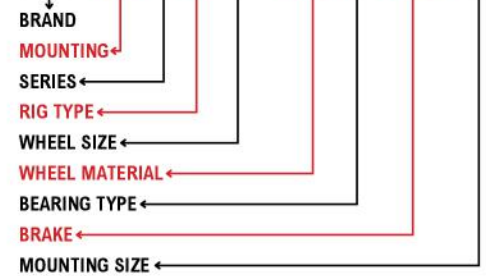
Excellent Verified



Based on 5 Star Reviews

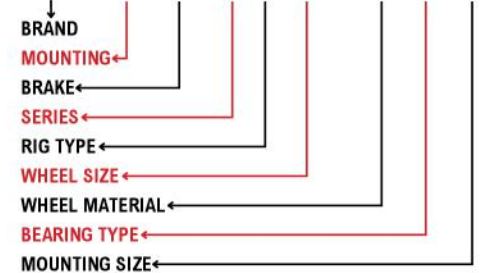
4" Swivel Expanding Stem Caster with Posi Lock Brake

**SCC-EX20S414-TPRB-PLB-78**



4" Swivel Expanding Stem Caster with Total Lock Brake

**SCC-EXTTL20S414-PPUB-34**



#20 Series

Our part numbers are adaptable to suit your requirements. The diagram above serves as a reference to assist you in understanding the breakdown. If you require any help, please don't hesitate to contact our [customer service](#) team.

### Service Caster Chart Guide

### Build You Caster

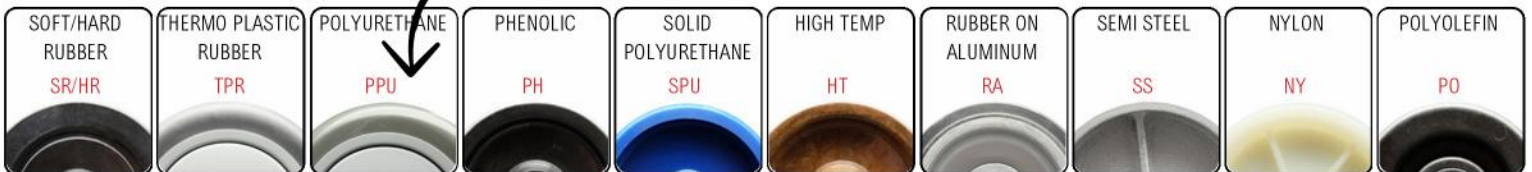
Discover more fastening sizes and wheel options if you can't find what you need. And remember, we're always here to [help!](#)

Brand	Mounting	Series	Rig Type	Bearing Type	Brake	Wheel Size	Mounting Size	Wheel Material
Service Caster	Expanding Adapter (EX)	20	Swivel (S)	Ball Bearing (B)	Top Lock (TLB)	2-1/2" x 1-1/4" (2514)	3/4" (34)	Soft Rubber (SR)
			Rigid (R)	Plain Bore (S)	Posi Lock (PLB)	3-1/2" x 1-1/4" (3514)	7/8" (78)	Thermo Plastic Rubber (TPR)
				Delrin Bearing (D)	Total Lock (TTL)	3" x 1-1/4" (314)	1" (1)	Polyurethane (PPU)
				Roller Bearing (R)	Directional Lock (DL)	4" x 1-1/4" (414)	1-1/8" (118)	Phenolic (PH)
						5" x 1-1/4" (514)	1-1/4" (114)	Solid Polyurethane (SPU)
						6" x 1-1/4" (614)	1-3/8" (138)	Hard Rubber (HR)
							1-1/2" (112)	Glass Filled Nylon (GFN)
							1-5/8" (158)	Rubber on Aluminum (RA)
							1-3/4" (134)	Semi Steel (SS)
							1-7/8" (178)	Nylon (NY)
					Polyolefin (PO)			
					High Temp (HT)			



#### Wheel Tread

Choose Your Color







Choose Your Size

Mounting Size	Mounting Size	Wheel Diameter	Overall Height	Swivel Radius	Approximate Weight
3/4" (34)	1-3/8" (138)	3"	4-1/8"	2-15/16"	1.45
7/8" (78)	1-1/2" (112)	3-1/2"	4-5/8"	3-3/16"	1.6
1" (1)	1-5/8" (158)	4"	5-1/8"	3-1/2"	1.7
1-1/8" (118)	1-3/4" (134)	5"	6-1/8"	4"	2
1-1/4" (114)	1-7/8" (178)	6"	7-1/8"	4-9/16"	2.95

## EXPANDING STEM CASTERS

Wheel Dia	Tread Width	Wheel Type	Load Capacity	Bearing Type	Swivel Caster	Stem Size (Expanding Adapter)	Color
3"	1-1/4"	Soft Rubber	175 lbs.	Plain Bore	<a href="#">SCC-EX20S314-SRS-*</a>	<a href="#">34, 78, 1, 118, 114, 138, 112, 158, 134, 178</a>	Black
		Thermoplastic Rubber	210 lbs.	Ball Bearing	<a href="#">SCC-EX20S314-TPRB-*</a>	<a href="#">34, 78, 1, 118, 114, 138, 112, 158, 134, 178</a>	Gray
		Hard Rubber	275 lbs.	Plain Bore	<a href="#">SCC-EX20S314-HRS-*</a>	<a href="#">34, 78, 1, 118, 114, 138, 112, 158, 134, 178</a>	Black
		Nylon	300 lbs.	Plain Bore	<a href="#">SCC-EX20S314-NYS-*</a>	<a href="#">34, 78, 1, 118, 114, 138, 112, 158, 134, 178</a>	White
		Semi Steel		Plain Bore	<a href="#">SCC-EX20S314-SSS-*</a>	<a href="#">34, 78, 1, 118, 114, 138, 112, 158, 134, 178</a>	Silver
		Phenolic		Roller Bearing	<a href="#">SCC-EX20S314-PHR-*</a>	<a href="#">34, 78, 1, 118, 114, 138, 112, 158, 134, 178</a>	Black
		Phenolic		Plain Bore	<a href="#">SCC-EX20S314-PHS-*</a>	<a href="#">34, 78, 1, 118, 114, 138, 112, 158, 134, 178</a>	Black
		Polyurethane		Ball Bearing	<a href="#">SCC-EX20S314-PPUB-*</a>	<a href="#">34, 78, 1, 118, 114, 138, 112, 158, 134, 178</a>	
	Solid Polyurethane	Plain Bore		<a href="#">SCC-EX20S314-SPUS-*</a>	<a href="#">34, 78, 1, 118, 114, 138, 112, 158, 134, 178</a>	Blue	
	1-1/2"	Semi Steel	Roller Bearing	<a href="#">SCC-EX20S315-SSR-*</a>	<a href="#">34, 78, 1, 118, 114, 138, 112, 158, 134, 178</a>	Silver	
3-1/2"	1-1/4"	Soft Rubber	200 lbs.	Plain Bore	<a href="#">SCC-EX20S3514-SRS-*</a>	<a href="#">34, 78, 1, 118, 114, 138, 112, 158, 134, 178</a>	Black
		Thermoplastic Rubber	230 lbs.	Ball Bearing	<a href="#">SCC-EX20S3514-TPRB-*</a>	<a href="#">34, 78, 1, 118, 114, 138, 112, 158, 134, 178</a>	Gray
		Hard Rubber	285 lbs.	Plain Bore	<a href="#">SCC-EX20S3514-HRS-*</a>	<a href="#">34, 78, 1, 118, 114, 138, 112, 158, 134, 178</a>	Black
		Phenolic	300 lbs.	Roller Bearing	<a href="#">SCC-EX20S3514-PHR-*</a>	<a href="#">34, 78, 1, 118, 114, 138, 112, 158, 134, 178</a>	Black
		Phenolic		Plain Bore	<a href="#">SCC-EX20S3514-PHS-*</a>	<a href="#">34, 78, 1, 118, 114, 138, 112, 158, 134, 178</a>	Black
		Polyurethane		Ball Bearing	<a href="#">SCC-EX20S3514-PPUB-*</a>	<a href="#">34, 78, 1, 118, 114, 138, 112, 158, 134, 178</a>	
		Solid Polyurethane		Plain Bore	<a href="#">SCC-EX20S3514-SPUS-*</a>	<a href="#">34, 78, 1, 118, 114, 138, 112, 158, 134, 178</a>	Blue
Soft Rubber	200 lbs.	Plain Bore		<a href="#">SCC-EX20S414-SRS-*</a>	<a href="#">34, 78, 1, 118, 114, 138, 112, 158, 134, 178</a>	Black	
4"	1-1/4"	Thermoplastic Rubber	250 lbs.	Ball Bearing	<a href="#">SCC-EX20S414-TPRB-*</a>	<a href="#">34, 78, 1, 118, 114, 138, 112, 158, 134, 178</a>	Gray
		Hard Rubber	300 lbs.	Plain Bore	<a href="#">SCC-EX20S414-HRS-*</a>	<a href="#">34, 78, 1, 118, 114, 138, 112, 158, 134, 178</a>	Black
		Semi Steel		Plain Bore	<a href="#">SCC-EX20S414-SSS-*</a>	<a href="#">34, 78, 1, 118, 114, 138, 112, 158, 134, 178</a>	Silver
		Solid Polyurethane		Plain Bore	<a href="#">SCC-EX20S414-SPUS-*</a>	<a href="#">34, 78, 1, 118, 114, 138, 112, 158, 134, 178</a>	Blue
		Nylon		Plain Bore	<a href="#">SCC-EX20S414-NYS-*</a>	<a href="#">34, 78, 1, 118, 114, 138, 112, 158, 134, 178</a>	White
		Phenolic		Roller Bearing	<a href="#">SCC-EX20S414-PHR-*</a>	<a href="#">34, 78, 1, 118, 114, 138, 112, 158, 134, 178</a>	Black
		Semi Steel		Roller Bearing	<a href="#">SCC-EX20S414-SSR-*</a>	<a href="#">34, 78, 1, 118, 114, 138, 112, 158, 134, 178</a>	Silver
		Phenolic		Plain Bore	<a href="#">SCC-EX20S414-PHS-*</a>	<a href="#">34, 78, 1, 118, 114, 138, 112, 158, 134, 178</a>	Black
		Polyurethane		350 lbs.	Ball Bearing	<a href="#">SCC-EX20S414-PPUB-*</a>	<a href="#">34, 78, 1, 118, 114, 138, 112, 158, 134, 178</a>
		5"	1-1/4"	Soft Rubber	275 lbs.	Plain Bore	<a href="#">SCC-EX20S514-SRS-*</a>
Thermoplastic	300 lbs.			Ball Bearing	<a href="#">SCC-EX20S514-TPRB-*</a>	<a href="#">34, 78, 1, 118, 114, 138, 112, 158, 134, 178</a>	Gray
Hard Rubber	350 lbs.			Plain Bore	<a href="#">SCC-EX20S514-HRS-*</a>	<a href="#">34, 78, 1, 118, 114, 138, 112, 158, 134, 178</a>	Black
Nylon				Plain Bore	<a href="#">SCC-EX20S514-NYS-*</a>	<a href="#">34, 78, 1, 118, 114, 138, 112, 158, 134, 178</a>	White
Solid Polyurethane				Plain Bore	<a href="#">SCC-EX20S514-SPUS-*</a>	<a href="#">34, 78, 1, 118, 114, 138, 112, 158, 134, 178</a>	Blue
Phenolic				Roller Bearing	<a href="#">SCC-EX20S514-PHR-*</a>	<a href="#">34, 78, 1, 118, 114, 138, 112, 158, 134, 178</a>	Black
Semi Steel				Plain Bore	<a href="#">SCC-EX20S514-SSS-*</a>	<a href="#">34, 78, 1, 118, 114, 138, 112, 158, 134, 178</a>	Silver
Phenolic				Plain Bore	<a href="#">SCC-EX20S514-PHS-*</a>	<a href="#">34, 78, 1, 118, 114, 138, 112, 158, 134, 178</a>	Black
Polyurethane	Ball Bearing		<a href="#">SCC-EX20S514-PPUB-*</a>	<a href="#">34, 78, 1, 118, 114, 138, 112, 158, 134, 178</a>			
1-1/2"	Semi Steel		Roller Bearing	<a href="#">SCC-EX20S515-SSR-*</a>	<a href="#">34, 78, 1, 118, 114, 138, 112, 158, 134, 178</a>	Silver	
6"	1-1/4"	Thermoplastic Rubber	300 lbs.	Ball Bearing	<a href="#">SCC-EX20S614-TPRB-*</a>	<a href="#">34, 78, 1, 118, 114, 138, 112, 158, 134, 178</a>	Gray

EXPLORE OUR DIVERSE MOUNTING OPTIONS IN OUR EXPANDING STEM CASTER SERIES. FOR FURTHER ASSISTANCE, CONTACT OUR [CUSTOMER SERVICE](#).

Use this chart to determine stem size and its corresponding part number.



Looking for **Locking** Casters? Roll on Over to the Next Page!






Choose Your Size →

Mounting Size	Mounting Size	Wheel Diameter	Overall Height	Swivel Radius	Aproximate Weight
3/4" (34)	1-3/8" (138)	3"	4-1/8"	2-15/16"	1.45
7/8" (78)	1-1/2" (112)	3-1/2"	4-5/8"	3-3/16"	1.6
1" (1)	1-5/8" (158)	4"	5-1/8"	3-1/2"	1.7
1-1/8" (118)	1-3/4" (134)	5"	6-1/8"	4"	2
1-1/4" (114)	1-7/8" (178)	6"	7-1/8"	4-9/16"	2.95

## EXPANDING STEM CASTERS with Total Lock Brakes

Wheel Dia	Tread Width	Wheel Type	Load Capacity	Bearing Type	TTL	Stem Size (Expanding Adapter)	Color
3"	1-1/4"	Soft Rubber	175 lbs.	Plain Bore	<a href="#">SCC-EXTTL20S314-SRS-*</a>	<a href="#">34, 78, 1, 118, 114, 138, 112, 158, 134, 178</a>	Black
		Thermoplastic Rubber	210 lbs.	Ball Bearing	<a href="#">SCC-EXTTL20S314-TPRB-*</a>	<a href="#">34, 78, 1, 118, 114, 138, 112, 158, 134, 178</a>	Gray
		Hard Rubber	275 lbs.	Plain Bore	<a href="#">SCC-EXTTL20S314-HRS-*</a>	<a href="#">34, 78, 1, 118, 114, 138, 112, 158, 134, 178</a>	Black
		Nylon	300 lbs.	Plain Bore	<a href="#">SCC-EXTTL20S314-NYS-*</a>	<a href="#">34, 78, 1, 118, 114, 138, 112, 158, 134, 178</a>	White
		Phenolic		Roller Bearing	<a href="#">SCC-EXTTL20S314-PHR-*</a>	<a href="#">34, 78, 1, 118, 114, 138, 112, 158, 134, 178</a>	Black
		Phenolic		Plain Bore	<a href="#">SCC-EXTTL20S314-PHS-*</a>	<a href="#">34, 78, 1, 118, 114, 138, 112, 158, 134, 178</a>	Black
		Polyurethane		Ball Bearing	<a href="#">SCC-EXTTL20S314-PPUB-*</a>	<a href="#">34, 78, 1, 118, 114, 138, 112, 158, 134, 178</a>	
		Solid Polyurethane		Plain Bore	<a href="#">SCC-EXTTL20S314-SPUS-*</a>	<a href="#">34, 78, 1, 118, 114, 138, 112, 158, 134, 178</a>	Blue
	Semi Steel	Plain Bore		<a href="#">SCC-EXTTL20S314-SSS-*</a>	<a href="#">34, 78, 1, 118, 114, 138, 112, 158, 134, 178</a>	Silver	
	1-1/2"	Semi Steel	Roller Bearing	<a href="#">SCC-EXTTL20S315-SSR-*</a>	<a href="#">34, 78, 1, 118, 114, 138, 112, 158, 134, 178</a>	Silver	
3-1/2"	1-1/4"	Soft Rubber	200 lbs.	Plain Bore	<a href="#">SCC-EXTTL20S3514-SRS-*</a>	<a href="#">34, 78, 1, 118, 114, 138, 112, 158, 134, 178</a>	Black
		Thermoplastic Rubber	230 lbs.	Ball Bearing	<a href="#">SCC-EXTTL20S3514-TPRB-*</a>	<a href="#">34, 78, 1, 118, 114, 138, 112, 158, 134, 178</a>	Gray
		Hard Rubber	285 lbs.	Plain Bore	<a href="#">SCC-EXTTL20S3514-HRS-*</a>	<a href="#">34, 78, 1, 118, 114, 138, 112, 158, 134, 178</a>	Black
		Phenolic	300 lbs.	Roller Bearing	<a href="#">SCC-EXTTL20S3514-PHR-*</a>	<a href="#">34, 78, 1, 118, 114, 138, 112, 158, 134, 178</a>	Black
		Phenolic		Plain Bore	<a href="#">SCC-EXTTL20S3514-PHS-*</a>	<a href="#">34, 78, 1, 118, 114, 138, 112, 158, 134, 178</a>	Black
		Polyurethane		Ball Bearing	<a href="#">SCC-EXTTL20S3514-PPUB-*</a>	<a href="#">34, 78, 1, 118, 114, 138, 112, 158, 134, 178</a>	
		Solid Polyurethane		Plain Bore	<a href="#">SCC-EXTTL20S3514-SPUS-*</a>	<a href="#">34, 78, 1, 118, 114, 138, 112, 158, 134, 178</a>	Blue
4"	1-1/4"	Soft Rubber	200 lbs.	Plain Bore	<a href="#">SCC-EXTTL20S414-SRS-*</a>	<a href="#">34, 78, 1, 118, 114, 138, 112, 158, 134, 178</a>	Black
		Thermoplastic Rubber	250 lbs.	Ball Bearing	<a href="#">SCC-EXTTL20S414-TPRB-*</a>	<a href="#">34, 78, 1, 118, 114, 138, 112, 158, 134, 178</a>	Gray
		Hard Rubber	300 lbs.	Plain Bore	<a href="#">SCC-EXTTL20S414-HRS-*</a>	<a href="#">34, 78, 1, 118, 114, 138, 112, 158, 134, 178</a>	Black
		Nylon		Plain Bore	<a href="#">SCC-EXTTL20S414-NYS-*</a>	<a href="#">34, 78, 1, 118, 114, 138, 112, 158, 134, 178</a>	White
		Phenolic		Roller Bearing	<a href="#">SCC-EXTTL20S414-PHR-*</a>	<a href="#">34, 78, 1, 118, 114, 138, 112, 158, 134, 178</a>	Black
		Phenolic		Plain Bore	<a href="#">SCC-EXTTL20S414-PHS-*</a>	<a href="#">34, 78, 1, 118, 114, 138, 112, 158, 134, 178</a>	Black
		Solid Polyurethane		Plain Bore	<a href="#">SCC-EXTTL20S414-SPUS-*</a>	<a href="#">34, 78, 1, 118, 114, 138, 112, 158, 134, 178</a>	Blue
		Semi Steel		Plain Bore	<a href="#">SCC-EXTTL20S414-SSS-*</a>	<a href="#">34, 78, 1, 118, 114, 138, 112, 158, 134, 178</a>	Silver
	1-1/2"	Polyurethane	350 lbs.	Ball Bearing	<a href="#">SCC-EXTTL20S414-PPUB-*</a>	<a href="#">34, 78, 1, 118, 114, 138, 112, 158, 134, 178</a>	
	1-1/2"	Semi Steel	300 lbs.	Roller Bearing	<a href="#">SCC-EXTTL20S415-SSR-*</a>	<a href="#">34, 78, 1, 118, 114, 138, 112, 158, 134, 178</a>	Silver
5"	1-1/4"	Soft Rubber	275 lbs.	Plain Bore	<a href="#">SCC-EXTTL20S514-SRS-*</a>	<a href="#">34, 78, 1, 118, 114, 138, 112, 158, 134, 178</a>	Black
		Thermoplastic Rubber	300 lbs.	Plain Bore	<a href="#">SCC-EXTTL20S514-TPRB-*</a>	<a href="#">34, 78, 1, 118, 114, 138, 112, 158, 134, 178</a>	Gray
		Hard Rubber		Plain Bore	<a href="#">SCC-EXTTL20S514-HRS-*</a>	<a href="#">34, 78, 1, 118, 114, 138, 112, 158, 134, 178</a>	Black
		Nylon		Plain Bore	<a href="#">SCC-EXTTL20S514-NYS-*</a>	<a href="#">34, 78, 1, 118, 114, 138, 112, 158, 134, 178</a>	White
		Phenolic		Roller Bearing	<a href="#">SCC-EXTTL20S514-PHR-*</a>	<a href="#">34, 78, 1, 118, 114, 138, 112, 158, 134, 178</a>	Black
		Phenolic		Plain Bore	<a href="#">SCC-EXTTL20S514-PHS-*</a>	<a href="#">34, 78, 1, 118, 114, 138, 112, 158, 134, 178</a>	Black
		Solid Polyurethane		Plain Bore	<a href="#">SCC-EXTTL20S514-SPUS-*</a>	<a href="#">34, 78, 1, 118, 114, 138, 112, 158, 134, 178</a>	Blue
		1-1/2"	Polyurethane	350 lbs.	Ball Bearing	<a href="#">SCC-EX20S514-PPUB-TLB-*</a>	<a href="#">34, 78, 1, 118, 114, 138, 112, 158, 134, 178</a>
	1-1/2"	Semi Steel	300 lbs.	Roller Bearing	<a href="#">SCC-EXTTL20S515-SSR-*</a>	<a href="#">34, 78, 1, 118, 114, 138, 112, 158, 134, 178</a>	Silver
	6"	1-1/4"	Thermoplastic Rubber	300 lbs.	Ball Bearing	<a href="#">SCC-EXTTL20S614-TPRB-*</a>	<a href="#">34, 78, 1, 118, 114, 138, 112, 158, 134, 178</a>
Polyurethane			350 lbs.	Ball Bearing	<a href="#">SCC-EXTTL20S614-PPUB-*</a>	<a href="#">34, 78, 1, 118, 114, 138, 112, 158, 134, 178</a>	Gray
1-1/2"		Phenolic	300 lbs.	Plain Bore	<a href="#">SCC-EXTTL20S615-PHS-*</a>	<a href="#">34, 78, 1, 118, 114, 138, 112, 158, 134, 178</a>	Black
		Phenolic		Roller Bearing	<a href="#">SCC-EXTTL20S615-PHR-*</a>	<a href="#">34, 78, 1, 118, 114, 138, 112, 158, 134, 178</a>	Black

EXPLORE OUR DIVERSE MOUNTING OPTIONS IN OUR EXPANDING STEM CASTER SERIES. FOR FURTHER ASSISTANCE, CONTACT OUR [CUSTOMER SERVICE](#).



### Total Lock Brakes: Effectiveness and Uses

Total lock brakes are perfect for securing carts firmly in place, making them great for stable workspaces or transporting between locations. Choose the best solution based on your specific needs.





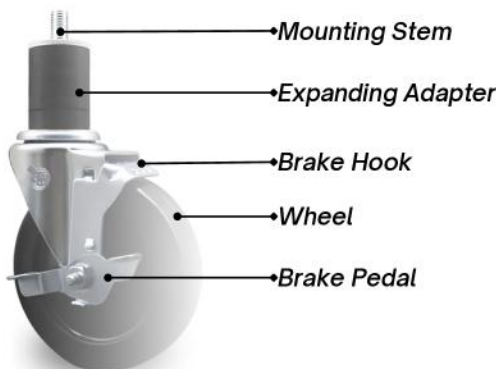
Choose Your Size →

Mounting Size	Mounting Size	Wheel Diameter	Overall Height	Swivel Radius	Aproximate Weight
3/4" (34)	1-3/8" (138)	3"	4-1/8"	2-15/16"	1.45
7/8" (78)	1-1/2" (112)	3-1/2"	4-5/8"	3-3/16"	1.6
1" (1)	1-5/8" (158)	4"	5-1/8"	3-1/2"	1.7
1-1/8" (118)	1-3/4" (134)	5"	6-1/8"	4"	2
1-1/4" (114)	1-7/8" (178)	6"	7-1/8"	4-9/16"	2.95

## EXPANDING STEM CASTERS with Top Lock Brakes

Wheel Dia	Tread Width	Wheel Type	Load Capacity	Bearing Type	TLB	Stem Size (Expanding Adapter)	Color
3"	1-1/4"	Soft Rubber	175 lbs.	Plain Bore	SCC-EX20S314-SRS-TLB-*	34, 78, 1, 118, 114, 138, 112, 158, 134, 178	Black
		Thermoplastic Rubber	210 lbs.	Ball Bearing	SCC-EX20S314-TPRB-TLB-*	34, 78, 1, 118, 114, 138, 112, 158, 134, 178	Gray
		Hard Rubber	275 lbs.	Plain Bore	SCC-EX20S314-HRS-TLB-*	34, 78, 1, 118, 114, 138, 112, 158, 134, 178	Black
		Nylon	300 lbs.	Plain Bore	SCC-EX20S314-NYS-TLB-*	34, 78, 1, 118, 114, 138, 112, 158, 134, 178	White
		Phenolic		Roller Bearing	SCC-EX20S314-PHR-TLB-*	34, 78, 1, 118, 114, 138, 112, 158, 134, 178	Black
		Phenolic		Plain Bore	SCC-EX20S314-PHS-TLB-*	34, 78, 1, 118, 114, 138, 112, 158, 134, 178	Black
		Polyurethane		Ball Bearing	SCC-EX20S314-PPUB-TLB-*	34, 78, 1, 118, 114, 138, 112, 158, 134, 178	Blue
		Solid Polyurethane		Plain Bore	SCC-EX20S314-SPUS-TLB-*	34, 78, 1, 118, 114, 138, 112, 158, 134, 178	Blue
	Semi Steel	Plain Bore		SCC-EX20S314-SSS-TLB-*	34, 78, 1, 118, 114, 138, 112, 158, 134, 178	Silver	
	1-1/2"	Semi Steel	300 lbs.	Roller Bearing	SCC-EX20S315-SSR-TLB-*	34, 78, 1, 118, 114, 138, 112, 158, 134, 178	Silver
3-1/2"	1-1/4"	Soft Rubber	200 lbs.	Plain Bore	SCC-EX20S3514-SRS-TLB-*	34, 78, 1, 118, 114, 138, 112, 158, 134, 178	Black
		Thermoplastic Rubber	230 lbs.	Ball Bearing	SCC-EX20S3514-TPRB-TLB-*	34, 78, 1, 118, 114, 138, 112, 158, 134, 178	Gray
		Hard Rubber	285 lbs.	Plain Bore	SCC-EX20S3514-HRS-TLB-*	34, 78, 1, 118, 114, 138, 112, 158, 134, 178	Black
		Phenolic	300 lbs.	Roller Bearing	SCC-EX20S3514-PHR-TLB-*	34, 78, 1, 118, 114, 138, 112, 158, 134, 178	Black
		Phenolic		Plain Bore	SCC-EX20S3514-PHS-TLB-*	34, 78, 1, 118, 114, 138, 112, 158, 134, 178	Black
		Polyurethane		Ball Bearing	SCC-EX20S3514-PPUB-TLB-*	34, 78, 1, 118, 114, 138, 112, 158, 134, 178	Blue
	Solid Polyurethane	Plain Bore		SCC-EX20S3514-SPUS-TLB-*	34, 78, 1, 118, 114, 138, 112, 158, 134, 178	Blue	
1-1/2"	Semi Steel	300 lbs.	Roller Bearing	SCC-EX20S415-SSR-TLB-*	34, 78, 1, 118, 114, 138, 112, 158, 134, 178	Silver	
4"	1-1/4"	Soft Rubber	200 lbs.	Plain Bore	SCC-EX20S414-SRS-TLB-*	34, 78, 1, 118, 114, 138, 112, 158, 134, 178	Black
		Thermoplastic Rubber	250 lbs.	Ball Bearing	SCC-EX20S414-TPRB-TLB-*	34, 78, 1, 118, 114, 138, 112, 158, 134, 178	Gray
		Hard Rubber	300 lbs.	Plain Bore	SCC-EX20S414-HRS-TLB-*	34, 78, 1, 118, 114, 138, 112, 158, 134, 178	Black
		Nylon		Plain Bore	SCC-EX20S414-NYS-TLB-*	34, 78, 1, 118, 114, 138, 112, 158, 134, 178	White
		Phenolic		Roller Bearing	SCC-EX20S414-PHR-TLB-*	34, 78, 1, 118, 114, 138, 112, 158, 134, 178	Black
		Phenolic		Plain Bore	SCC-EX20S414-PHS-TLB-*	34, 78, 1, 118, 114, 138, 112, 158, 134, 178	Black
		Solid Polyurethane		Plain Bore	SCC-EX20S414-SPUS-TLB-*	34, 78, 1, 118, 114, 138, 112, 158, 134, 178	Blue
		Semi Steel		Plain Bore	SCC-EX20S414-SSS-TLB-*	34, 78, 1, 118, 114, 138, 112, 158, 134, 178	Silver
	Polyurethane	350 lbs.	Ball Bearing	SCC-EX20S414-PPUB-TLB-*	34, 78, 1, 118, 114, 138, 112, 158, 134, 178	Blue	
	1-1/2"	Semi Steel	300 lbs.	Roller Bearing	SCC-EX20S415-SSR-TLB-*	34, 78, 1, 118, 114, 138, 112, 158, 134, 178	Silver
5"	1-1/4"	Soft Rubber	275 lbs.	Plain Bore	SCC-EX20S514-SRS-TLB-*	34, 78, 1, 118, 114, 138, 112, 158, 134, 178	Black
		Hard Rubber	300 lbs.	Plain Bore	SCC-EX20S514-HRS-TLB-*	34, 78, 1, 118, 114, 138, 112, 158, 134, 178	Black
		Nylon		Plain Bore	SCC-EX20S514-NYS-TLB-*	34, 78, 1, 118, 114, 138, 112, 158, 134, 178	White
		Phenolic		Roller Bearing	SCC-EX20S514-PHR-TLB-*	34, 78, 1, 118, 114, 138, 112, 158, 134, 178	Black
		Phenolic		Plain Bore	SCC-EX20S514-PHS-TLB-*	34, 78, 1, 118, 114, 138, 112, 158, 134, 178	Black
		Solid Polyurethane		Plain Bore	SCC-EX20S514-SPUS-TLB-*	34, 78, 1, 118, 114, 138, 112, 158, 134, 178	Blue
		Semi Steel		Plain Bore	SCC-EX20S514-SSS-TLB-*	34, 78, 1, 118, 114, 138, 112, 158, 134, 178	Silver
		Thermoplastic Rubber	350 lbs.	Ball Bearing	SCC-EX20S514-PPUB-TLB-*	34, 78, 1, 118, 114, 138, 112, 158, 134, 178	Gray
	1-1/2"	Semi Steel	300 lbs.	Roller Bearing	SCC-EX20S515-SSR-TLB-*	34, 78, 1, 118, 114, 138, 112, 158, 134, 178	Silver

EXPLORE OUR DIVERSE MOUNTING OPTIONS IN OUR EXPANDING STEM CASTER SERIES. FOR FURTHER ASSISTANCE, CONTACT OUR [CUSTOMER SERVICE](#).



### Easy to Install Expanding Adapter Stem Casters

Tighten the topmost ring on the expanding caster adapter stem before insertion to compress rubber until it fits snugly into the tube. The expanded stem can be inserted into round or square tubing. It may be necessary to further tighten the nut under the swivel with a wrench until adequately secured.







Choose Your Size →

Mounting Size	Mounting Size	Wheel Diameter	Overall Height	Swivel Radius	Aproximate Weight
3/4" (34)	1-3/8" (138)	3"	4-1/8"	2-15/16"	1.45
7/8" (78)	1-1/2" (112)	3-1/2"	4-5/8"	3-3/16"	1.6
1" (1)	1-5/8" (158)	4"	5-1/8"	3-1/2"	1.7
1-1/8" (118)	1-3/4" (134)	5"	6-1/8"	4"	2
1-1/4" (114)	1-7/8" (178)	6"	7-1/8"	4-9/16"	2.95

## EXPANDING STEM CASTERS with Posi Lock Brakes

Wheel Dia	Tread Width	Wheel Type	Load Capacity	Bearing Type	TLB	Stem Size (Expanding Adapter)	Color
3"	1-1/4"	Soft Rubber	175 lbs.	Plain Bore	<a href="#">SCC-EX20S314-SRS-PLB-*</a>	<a href="#">34, 78, 1, 118, 114, 138, 112, 158, 134, 178</a>	Black
		Thermoplastic Rubber	210 lbs.	Ball Bearing	<a href="#">SCC-EX20S314-TPRB-PLB-*</a>	<a href="#">34, 78, 1, 118, 114, 138, 112, 158, 134, 178</a>	Gray
		Hard Rubber	275 lbs.	Plain Bore	<a href="#">SCC-EX20S314-HRS-PLB-*</a>	<a href="#">34, 78, 1, 118, 114, 138, 112, 158, 134, 178</a>	Black
		Nylon	300 lbs.	Plain Bore	<a href="#">SCC-EX20S314-NYS-PLB-*</a>	<a href="#">34, 78, 1, 118, 114, 138, 112, 158, 134, 178</a>	White
		Phenolic		Roller Bearing	<a href="#">SCC-EX20S314-PHR-PLB-*</a>	<a href="#">34, 78, 1, 118, 114, 138, 112, 158, 134, 178</a>	Black
		Phenolic		Plain Bore	<a href="#">SCC-EX20S314-PHS-PLB-*</a>	<a href="#">34, 78, 1, 118, 114, 138, 112, 158, 134, 178</a>	Black
		Polyurethane		Ball Bearing	<a href="#">SCC-EX20S314-PPUB-PLB-*</a>	<a href="#">34, 78, 1, 118, 114, 138, 112, 158, 134, 178</a>	
		Solid Polyurethane		Plain Bore	<a href="#">SCC-EX20S314-SPUS-PLB-*</a>	<a href="#">34, 78, 1, 118, 114, 138, 112, 158, 134, 178</a>	Blue
	Semi Steel	Plain Bore		<a href="#">SCC-EX20S314-SSS-PLB-*</a>	<a href="#">34, 78, 1, 118, 114, 138, 112, 158, 134, 178</a>	Silver	
	1-1/2"	Semi Steel	300 lbs.	Roller Bearing	<a href="#">SCC-EX20S315-SSR-PLB-*</a>	<a href="#">34, 78, 1, 118, 114, 138, 112, 158, 134, 178</a>	Silver
3-1/2"	1-1/4"	Soft Rubber	200 lbs.	Plain Bore	<a href="#">SCC-EX20S3514-SRS-PLB-*</a>	<a href="#">34, 78, 1, 118, 114, 138, 112, 158, 134, 178</a>	Black
		Thermoplastic Rubber	230 lbs.	Ball Bearing	<a href="#">SCC-EX20S3514-TPRB-PLB-*</a>	<a href="#">34, 78, 1, 118, 114, 138, 112, 158, 134, 178</a>	Gray
		Hard Rubber	285 lbs.	Plain Bore	<a href="#">SCC-EX20S3514-HRS-PLB-*</a>	<a href="#">34, 78, 1, 118, 114, 138, 112, 158, 134, 178</a>	Black
		Phenolic	300 lbs.	Roller Bearing	<a href="#">SCC-EX20S3514-PHR-PLB-*</a>	<a href="#">34, 78, 1, 118, 114, 138, 112, 158, 134, 178</a>	Black
		Phenolic		Plain Bore	<a href="#">SCC-EX20S3514-PHS-PLB-*</a>	<a href="#">34, 78, 1, 118, 114, 138, 112, 158, 134, 178</a>	Black
		Polyurethane		Ball Bearing	<a href="#">SCC-EX20S3514-PPUB-PLB-*</a>	<a href="#">34, 78, 1, 118, 114, 138, 112, 158, 134, 178</a>	
Solid Polyurethane	Plain Bore	<a href="#">SCC-EX20S3514-SPUS-PLB-*</a>		<a href="#">34, 78, 1, 118, 114, 138, 112, 158, 134, 178</a>	Blue		
4"	1-1/4"	Soft Rubber	200 lbs.	Plain Bore	<a href="#">SCC-EX20S414-SRS-PLB-*</a>	<a href="#">34, 78, 1, 118, 114, 138, 112, 158, 134, 178</a>	Black
		Thermoplastic Rubber	250 lbs.	Ball Bearing	<a href="#">SCC-EX20S414-TPRB-PLB-*</a>	<a href="#">34, 78, 1, 118, 114, 138, 112, 158, 134, 178</a>	Gray
		Hard Rubber	300 lbs.	Plain Bore	<a href="#">SCC-EX20S414-HRS-PLB-*</a>	<a href="#">34, 78, 1, 118, 114, 138, 112, 158, 134, 178</a>	Black
		Nylon		Plain Bore	<a href="#">SCC-EX20S414-NYS-PLB-*</a>	<a href="#">34, 78, 1, 118, 114, 138, 112, 158, 134, 178</a>	White
		Phenolic		Roller Bearing	<a href="#">SCC-EX20S414-PHR-PLB-*</a>	<a href="#">34, 78, 1, 118, 114, 138, 112, 158, 134, 178</a>	Black
		Phenolic		Plain Bore	<a href="#">SCC-EX20S414-PHS-PLB-*</a>	<a href="#">34, 78, 1, 118, 114, 138, 112, 158, 134, 178</a>	Black
		Solid Polyurethane		Plain Bore	<a href="#">SCC-EX20S414-SPUS-PLB-*</a>	<a href="#">34, 78, 1, 118, 114, 138, 112, 158, 134, 178</a>	Blue
		Semi Steel		Plain Bore	<a href="#">SCC-EX20S414-SSS-PLB-*</a>	<a href="#">34, 78, 1, 118, 114, 138, 112, 158, 134, 178</a>	Silver
	Polyurethane	350 lbs.	Ball Bearing	<a href="#">SCC-EX20S414-PPUB-PLB-*</a>	<a href="#">34, 78, 1, 118, 114, 138, 112, 158, 134, 178</a>		
	1-1/2"	Semi Steel	300 lbs.	Roller Bearing	<a href="#">SCC-EX20S415-SSR-PLB-*</a>	<a href="#">34, 78, 1, 118, 114, 138, 112, 158, 134, 178</a>	Silver
5"	1-1/4"	Soft Rubber	275 lbs.	Plain Bore	<a href="#">SCC-EX20S514-SRS-PLB-*</a>	<a href="#">34, 78, 1, 118, 114, 138, 112, 158, 134, 178</a>	Black
		Hard Rubber	300 lbs.	Plain Bore	<a href="#">SCC-EX20S514-HRS-PLB-*</a>	<a href="#">34, 78, 1, 118, 114, 138, 112, 158, 134, 178</a>	Black
		Nylon		Plain Bore	<a href="#">SCC-EX20S514-NYS-PLB-*</a>	<a href="#">34, 78, 1, 118, 114, 138, 112, 158, 134, 178</a>	White
		Phenolic		Roller Bearing	<a href="#">SCC-EX20S514-PHR-PLB-*</a>	<a href="#">34, 78, 1, 118, 114, 138, 112, 158, 134, 178</a>	Black
		Phenolic		Plain Bore	<a href="#">SCC-EX20S514-PHS-PLB-*</a>	<a href="#">34, 78, 1, 118, 114, 138, 112, 158, 134, 178</a>	Black
		Solid Polyurethane		Plain Bore	<a href="#">SCC-EX20S514-SPUS-PLB-*</a>	<a href="#">34, 78, 1, 118, 114, 138, 112, 158, 134, 178</a>	Blue
		Semi Steel		Plain Bore	<a href="#">SCC-EX20S514-SSS-PLB-*</a>	<a href="#">34, 78, 1, 118, 114, 138, 112, 158, 134, 178</a>	Silver
		Thermoplastic Rubber	350 lbs.	Ball Bearing	<a href="#">SCC-EX20S514-PPUB-PLB-*</a>	<a href="#">34, 78, 1, 118, 114, 138, 112, 158, 134, 178</a>	
	1-1/2"	Semi Steel	300 lbs.	Roller Bearing	<a href="#">SCC-EX20S515-SSR-PLB-*</a>	<a href="#">34, 78, 1, 118, 114, 138, 112, 158, 134, 178</a>	Silver
	6"	1-1/4"	Thermoplastic Rubber	300 lbs.	Ball Bearing	<a href="#">SCC-EX20S614-TPRB-PLB-*</a>	<a href="#">34, 78, 1, 118, 114, 138, 112, 158, 134, 178</a>
Polyurethane			350 lbs.	Ball Bearing	<a href="#">SCC-EX20S614-PPUB-PLB-134</a>	<a href="#">34, 78, 1, 118, 114, 138, 112, 158, 134, 178</a>	Gray
1-1/2"		Phenolic	300 lbs.	Plain Bore	<a href="#">SCC-EX20S615-PHS-PLB-134</a>	<a href="#">34, 78, 1, 118, 114, 138, 112, 158, 134, 178</a>	Black
		Phenolic		Roller Bearing	<a href="#">SCC-EX20S615-PHR-PLB-134</a>	<a href="#">34, 78, 1, 118, 114, 138, 112, 158, 134, 178</a>	Black

EXPLORE OUR DIVERSE MOUNTING OPTIONS IN OUR EXPANDING STEM CASTER SERIES. FOR FURTHER ASSISTANCE, CONTACT OUR [CUSTOMER SERVICE](#).

### Explore our variety of locking casters with brakes!

Whether you need side lock brakes, top lock brakes, or posi-lock brakes, we've got you covered. Total Lock casters offer the convenience of braking the wheel and locking the swivel simultaneously. Check out our compression brake casters and decompression safety casters for weight-activated options.

#### Posi Lock Brake (PLB)

Accessible Tread Lock for all sizes and fastenings.



#### Top Lock Brake (TLB)

Side access tread lock is offered in all sizes and fastenings.



#### Total Lock Brake (TTL)

Locks Both swivel and wheel. Available on all sizes and fastenings.





### Medium Duty Casters

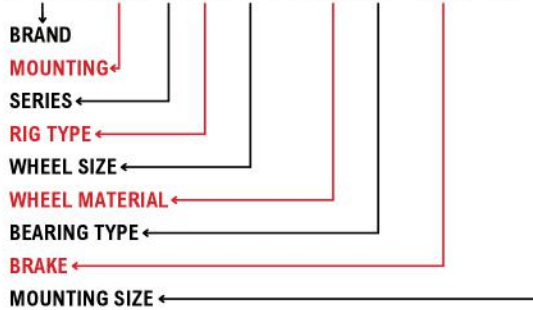
Series #20 Threaded Stem Casters

#20 Series threaded stem casters: Double ball bearing raceways, standard and metric thread options. Ideal for racks, displays, shelving, dollies, food service, and office equipment.

Find your fit with our **metric stems!**

3" Swivel Threaded Stem Caster with Top Lock Brake

**SCC-TS20S314-TPRB-TLB-M1015**



#### Applications

- Racks
- Store Display
- Moving dollies
- Food service operations
- Office equipment
- Laboratory equipment

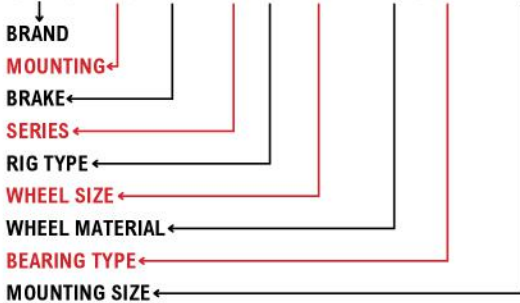
#### Features

- Heat treated double ball bearing raceways for durability
- Available in Stainless Steel
- Versatile design suitable for various applications
- Ideal for light duty industrial use



5" Swivel Threaded Stem Caster with Total Lock

**SCC-TSTTL20S514-PPUB-121315**



Our part numbers are adaptable to suit your requirements. The diagram above serves as a reference to assist you in understanding the breakdown. If you require any help, please don't hesitate to contact our [customer service](#) team.

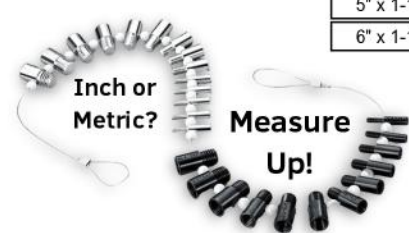
### Service Caster Chart Guide

Build You Caster

Discover more fastening sizes and wheel options if you can't find what you need. And remember, we're always here to [help!](#)

Brand	Series	Mounting	Rig Type	Bearing Type	Brake	Wheel Size	Mounting Size	Wheel Material
Service Caster	20	Threaded Stem (TS)	Swivel (S)	Ball Bearing (B)	Top Lock (TLB)	2-1/2" x 1-1/4" (2514)	3/8"-16 x 1" (38161)	Soft Rubber (SR)
			Rigid (R)	Plain Bore (S)	Posi Lock (PLB)	3-1/2" x 1-1/4" (3514)	3/8"-16 x 1-1/2" (381615)	Thermo Plastic Rubber (TPR)
				Delrin Bearing (D)	Total Lock (TTL)	3" x 1-1/4" (314)	1/2"-13 x 1" (12131)	Polyurethane (PPU)
				Roller Bearing (R)	Directional Lock (DL)	4" x 1-1/4" (414)	1/2"-13 x 1-1/2" (121315)	Phenolic (PH)
						5" x 1-1/4" (514)	5/8"-11 x 2-1/2" (5811215)	Solid Polyurethane (SPU)
						6" x 1-1/4" (614)	3/4"-10 x 2-1/2" (3410215)	Hard Rubber (HR)
							M10-1.5 x 25MM (M101)	Glass Filled Nylon (GFN)
							M10-1.5 x 38MM (M1015)	Rubber on Aluminum (RA)
							M12-1.75 x 25MM (M121)	Semi Steel (SS)
							M12-1.75 x 38MM (M1215)	Nylon (NY)
					Polyolefin (PO)			
					High Temp (HT)			

**Measuring a Threaded Stem**  
Threaded stems need precise measuring tools to determine the correct diameter and thread pitch. With various sizes and types (metric, standard), using a **thread gauge** is the most reliable method. If you don't have one, hardware stores usually offer assistance.



#### Wheel Tread



#20 Series



Metric Sizes Available!



Mounting Size (Metric)	Mounting Size (Inch)	Wheel Diameter	Overall Height	Swivel Radius	Approximate Weight
M10-1.5 x 25MM (M101)	3/8"-16 x 1" (38161)	3"	4-1/8"	2-15/16"	1.45 lbs.
M10-1.5 x 38MM (M1015)	3/8"-16 x 1-1/2" (381615)	3-1/2"	4-5/8"	3-3/16"	1.6 lbs.
M12-1.75 x 25MM (M121)	1/2"-13 x 1" (12131)	4"	5-1/8"	3-1/2"	1.7 lbs.
M12-1.75 x 38MM (M1215)	1/2"-13 x 1-1/2" (121315)	5"	6-1/8"	4"	2 lbs.
	5/8"-11 x 2-1/2" (5811215)	6"	7-1/8"	4-9/16"	2.95 lbs.
	3/4"-10 x 2-1/2" (3410215)				


## THREADED STEM CASTERS

Wheel Dia	Tread Width	Wheel Type	Load Capacity	Bearing Type	Swivel Caster	Stem Code (Inch Threaded Stem)	Stem Code (Metric Threaded Stem)
3"	1-1/4"	Soft Rubber	175 lbs.	Plain Bore	<a href="#">SCC-TS20S314-SRS-*</a>	<a href="#">38161</a> , <a href="#">381615</a> , <a href="#">12131</a> , <a href="#">121315</a> , <a href="#">5811215</a> , <a href="#">3410215</a>	<a href="#">M101</a> , <a href="#">M1015</a> , <a href="#">M121</a> , <a href="#">M1215</a>
		Thermoplastic Rubber	210 lbs.	Ball Bearing	<a href="#">SCC-TS20S314-TPRB-*</a>	<a href="#">38161</a> , <a href="#">381615</a> , <a href="#">12131</a> , <a href="#">121315</a> , <a href="#">5811215</a> , <a href="#">3410215</a>	<a href="#">M101</a> , <a href="#">M1015</a> , <a href="#">M121</a> , <a href="#">M1215</a>
		Hard Rubber	275 lbs.	Plain Bore	<a href="#">SCC-TS20S314-HRS-*</a>	<a href="#">38161</a> , <a href="#">381615</a> , <a href="#">12131</a> , <a href="#">121315</a> , <a href="#">5811215</a> , <a href="#">3410215</a>	<a href="#">M101</a> , <a href="#">M1015</a> , <a href="#">M121</a> , <a href="#">M1215</a>
		Nylon	300 lbs.	Plain Bore	<a href="#">SCC-TS20S314-NYS-*</a>	<a href="#">38161</a> , <a href="#">381615</a> , <a href="#">12131</a> , <a href="#">121315</a> , <a href="#">5811215</a> , <a href="#">3410215</a>	<a href="#">M101</a> , <a href="#">M1015</a> , <a href="#">M121</a> , <a href="#">M1215</a>
		Semi Steel		Plain Bore	<a href="#">SCC-TS20S314-SSS-*</a>	<a href="#">38161</a> , <a href="#">381615</a> , <a href="#">12131</a> , <a href="#">121315</a> , <a href="#">5811215</a> , <a href="#">3410215</a>	<a href="#">M101</a> , <a href="#">M1015</a> , <a href="#">M121</a> , <a href="#">M1215</a>
		Phenolic		Roller Bearing	<a href="#">SCC-TS20S314-PHR-*</a>	<a href="#">38161</a> , <a href="#">381615</a> , <a href="#">12131</a> , <a href="#">121315</a> , <a href="#">5811215</a> , <a href="#">3410215</a>	<a href="#">M101</a> , <a href="#">M1015</a> , <a href="#">M121</a> , <a href="#">M1215</a>
		Phenolic		Plain Bore	<a href="#">SCC-TS20S314-PHS-*</a>	<a href="#">38161</a> , <a href="#">381615</a> , <a href="#">12131</a> , <a href="#">121315</a> , <a href="#">5811215</a> , <a href="#">3410215</a>	<a href="#">M101</a> , <a href="#">M1015</a> , <a href="#">M121</a> , <a href="#">M1215</a>
		Polyurethane		Ball Bearing	<a href="#">SCC-TS20S314-PPUB-*</a>	<a href="#">38161</a> , <a href="#">381615</a> , <a href="#">12131</a> , <a href="#">121315</a> , <a href="#">5811215</a> , <a href="#">3410215</a>	<a href="#">M101</a> , <a href="#">M1015</a> , <a href="#">M121</a> , <a href="#">M1215</a>
		Solid Polyurethane		Plain Bore	<a href="#">SCC-TS20S314-SPUS-*</a>	<a href="#">38161</a> , <a href="#">381615</a> , <a href="#">12131</a> , <a href="#">121315</a> , <a href="#">5811215</a> , <a href="#">3410215</a>	<a href="#">M101</a> , <a href="#">M1015</a> , <a href="#">M121</a> , <a href="#">M1215</a>
		HT Phenolic		Roller Bearing	<a href="#">SCC-TS20S314-PHRHT-*</a>	<a href="#">38161</a> , <a href="#">381615</a> , <a href="#">12131</a> , <a href="#">121315</a> , <a href="#">5811215</a> , <a href="#">3410215</a>	<a href="#">M101</a> , <a href="#">M1015</a> , <a href="#">M121</a> , <a href="#">M1215</a>
		HT Phenolic		Plain Bore	<a href="#">SCC-TS20S314-PHSHT-*</a>	<a href="#">38161</a> , <a href="#">381615</a> , <a href="#">12131</a> , <a href="#">121315</a> , <a href="#">5811215</a> , <a href="#">3410215</a>	<a href="#">M101</a> , <a href="#">M1015</a> , <a href="#">M121</a> , <a href="#">M1215</a>
		HT Glass Filled Nylon		350 lbs.	Plain Bore	<a href="#">SCC-TS20S314-GFNSHT-*</a>	<a href="#">38161</a> , <a href="#">381615</a> , <a href="#">12131</a> , <a href="#">121315</a> , <a href="#">5811215</a> , <a href="#">3410215</a>
1-1/2"	Semi Steel	300 lbs.		Roller Bearing	<a href="#">SCC-TS20S315-SSR-*</a>	<a href="#">38161</a> , <a href="#">381615</a> , <a href="#">12131</a> , <a href="#">121315</a> , <a href="#">5811215</a> , <a href="#">3410215</a>	<a href="#">M101</a> , <a href="#">M1015</a> , <a href="#">M121</a> , <a href="#">M1215</a>
3-1/2"	1-1/4"	Soft Rubber	200 lbs.	Plain Bore	<a href="#">SCC-TS20S3514-SRS-*</a>	<a href="#">38161</a> , <a href="#">381615</a> , <a href="#">12131</a> , <a href="#">121315</a> , <a href="#">5811215</a> , <a href="#">3410215</a>	<a href="#">M101</a> , <a href="#">M1015</a> , <a href="#">M121</a> , <a href="#">M1215</a>
		Thermoplastic Rubber	230 lbs.	Ball Bearing	<a href="#">SCC-TS20S3514-TPRB-*</a>	<a href="#">38161</a> , <a href="#">381615</a> , <a href="#">12131</a> , <a href="#">121315</a> , <a href="#">5811215</a> , <a href="#">3410215</a>	<a href="#">M101</a> , <a href="#">M1015</a> , <a href="#">M121</a> , <a href="#">M1215</a>
		Hard Rubber	285 lbs.	Plain Bore	<a href="#">SCC-TS20S3514-HRS-*</a>	<a href="#">38161</a> , <a href="#">381615</a> , <a href="#">12131</a> , <a href="#">121315</a> , <a href="#">5811215</a> , <a href="#">3410215</a>	<a href="#">M101</a> , <a href="#">M1015</a> , <a href="#">M121</a> , <a href="#">M1215</a>
		Phenolic	300 lbs.	Roller Bearing	<a href="#">SCC-TS20S3514-PHR-*</a>	<a href="#">38161</a> , <a href="#">381615</a> , <a href="#">12131</a> , <a href="#">121315</a> , <a href="#">5811215</a> , <a href="#">3410215</a>	<a href="#">M101</a> , <a href="#">M1015</a> , <a href="#">M121</a> , <a href="#">M1215</a>
		Phenolic		Plain Bore	<a href="#">SCC-TS20S3514-PHS-*</a>	<a href="#">38161</a> , <a href="#">381615</a> , <a href="#">12131</a> , <a href="#">121315</a> , <a href="#">5811215</a> , <a href="#">3410215</a>	<a href="#">M101</a> , <a href="#">M1015</a> , <a href="#">M121</a> , <a href="#">M1215</a>
		Polyurethane		Ball Bearing	<a href="#">SCC-TS20S3514-PPUB-*</a>	<a href="#">38161</a> , <a href="#">381615</a> , <a href="#">12131</a> , <a href="#">121315</a> , <a href="#">5811215</a> , <a href="#">3410215</a>	<a href="#">M101</a> , <a href="#">M1015</a> , <a href="#">M121</a> , <a href="#">M1215</a>
		Solid Polyurethane		Plain Bore	<a href="#">SCC-TS20S3514-SPUS-*</a>	<a href="#">38161</a> , <a href="#">381615</a> , <a href="#">12131</a> , <a href="#">121315</a> , <a href="#">5811215</a> , <a href="#">3410215</a>	<a href="#">M101</a> , <a href="#">M1015</a> , <a href="#">M121</a> , <a href="#">M1215</a>
		HT Glass Filled Nylon		Plain Bore	<a href="#">SCC-TS20S3514-GFNSHT-*</a>	<a href="#">38161</a> , <a href="#">381615</a> , <a href="#">12131</a> , <a href="#">121315</a> , <a href="#">5811215</a> , <a href="#">3410215</a>	<a href="#">M101</a> , <a href="#">M1015</a> , <a href="#">M121</a> , <a href="#">M1215</a>
4"	1-1/4"	Soft Rubber	200 lbs.	Plain Bore	<a href="#">SCC-TS20S414-SRS-*</a>	<a href="#">38161</a> , <a href="#">381615</a> , <a href="#">12131</a> , <a href="#">121315</a> , <a href="#">5811215</a> , <a href="#">3410215</a>	<a href="#">M101</a> , <a href="#">M1015</a> , <a href="#">M121</a> , <a href="#">M1215</a>
		Thermoplastic Rubber	250 lbs.	Ball Bearing	<a href="#">SCC-TS20S414-TPRB-*</a>	<a href="#">38161</a> , <a href="#">381615</a> , <a href="#">12131</a> , <a href="#">121315</a> , <a href="#">5811215</a> , <a href="#">3410215</a>	<a href="#">M101</a> , <a href="#">M1015</a> , <a href="#">M121</a> , <a href="#">M1215</a>
		Hard Rubber	300 lbs.	Plain Bore	<a href="#">SCC-TS20S414-HRS-*</a>	<a href="#">38161</a> , <a href="#">381615</a> , <a href="#">12131</a> , <a href="#">121315</a> , <a href="#">5811215</a> , <a href="#">3410215</a>	<a href="#">M101</a> , <a href="#">M1015</a> , <a href="#">M121</a> , <a href="#">M1215</a>
		Semi Steel		Plain Bore	<a href="#">SCC-TS20S414-SSS-*</a>	<a href="#">38161</a> , <a href="#">381615</a> , <a href="#">12131</a> , <a href="#">121315</a> , <a href="#">5811215</a> , <a href="#">3410215</a>	<a href="#">M101</a> , <a href="#">M1015</a> , <a href="#">M121</a> , <a href="#">M1215</a>
		Solid Polyurethane		Plain Bore	<a href="#">SCC-TS20S414-SPUS-*</a>	<a href="#">38161</a> , <a href="#">381615</a> , <a href="#">12131</a> , <a href="#">121315</a> , <a href="#">5811215</a> , <a href="#">3410215</a>	<a href="#">M101</a> , <a href="#">M1015</a> , <a href="#">M121</a> , <a href="#">M1215</a>
		Nylon		Plain Bore	<a href="#">SCC-TS20S414-NYS-*</a>	<a href="#">38161</a> , <a href="#">381615</a> , <a href="#">12131</a> , <a href="#">121315</a> , <a href="#">5811215</a> , <a href="#">3410215</a>	<a href="#">M101</a> , <a href="#">M1015</a> , <a href="#">M121</a> , <a href="#">M1215</a>
		Phenolic		Roller Bearing	<a href="#">SCC-TS20S414-PHR-*</a>	<a href="#">38161</a> , <a href="#">381615</a> , <a href="#">12131</a> , <a href="#">121315</a> , <a href="#">5811215</a> , <a href="#">3410215</a>	<a href="#">M101</a> , <a href="#">M1015</a> , <a href="#">M121</a> , <a href="#">M1215</a>
		Semi Steel		Roller Bearing	<a href="#">SCC-TS20S414-SSR-*</a>	<a href="#">38161</a> , <a href="#">381615</a> , <a href="#">12131</a> , <a href="#">121315</a> , <a href="#">5811215</a> , <a href="#">3410215</a>	<a href="#">M101</a> , <a href="#">M1015</a> , <a href="#">M121</a> , <a href="#">M1215</a>
		Phenolic		Plain Bore	<a href="#">SCC-TS20S414-PHS-*</a>	<a href="#">38161</a> , <a href="#">381615</a> , <a href="#">12131</a> , <a href="#">121315</a> , <a href="#">5811215</a> , <a href="#">3410215</a>	<a href="#">M101</a> , <a href="#">M1015</a> , <a href="#">M121</a> , <a href="#">M1215</a>
		Polyurethane		350 lbs.	Ball Bearing	<a href="#">SCC-TS20S414-PPUB-*</a>	<a href="#">38161</a> , <a href="#">381615</a> , <a href="#">12131</a> , <a href="#">121315</a> , <a href="#">5811215</a> , <a href="#">3410215</a>
5"	1-1/4"	Soft Rubber	275 lbs.	Plain Bore	<a href="#">SCC-TS20S514-SRS-*</a>	<a href="#">38161</a> , <a href="#">381615</a> , <a href="#">12131</a> , <a href="#">121315</a> , <a href="#">5811215</a> , <a href="#">3410215</a>	<a href="#">M101</a> , <a href="#">M1015</a> , <a href="#">M121</a> , <a href="#">M1215</a>
		Thermoplastic	300 lbs.	Ball Bearing	<a href="#">SCC-TS20S514-TPRB-*</a>	<a href="#">38161</a> , <a href="#">381615</a> , <a href="#">12131</a> , <a href="#">121315</a> , <a href="#">5811215</a> , <a href="#">3410215</a>	<a href="#">M101</a> , <a href="#">M1015</a> , <a href="#">M121</a> , <a href="#">M1215</a>
		Hard Rubber	350 lbs.	Plain Bore	<a href="#">SCC-TS20S514-HRS-*</a>	<a href="#">38161</a> , <a href="#">381615</a> , <a href="#">12131</a> , <a href="#">121315</a> , <a href="#">5811215</a> , <a href="#">3410215</a>	<a href="#">M101</a> , <a href="#">M1015</a> , <a href="#">M121</a> , <a href="#">M1215</a>
		Nylon		Plain Bore	<a href="#">SCC-TS20S514-NYS-*</a>	<a href="#">38161</a> , <a href="#">381615</a> , <a href="#">12131</a> , <a href="#">121315</a> , <a href="#">5811215</a> , <a href="#">3410215</a>	<a href="#">M101</a> , <a href="#">M1015</a> , <a href="#">M121</a> , <a href="#">M1215</a>
		Solid Polyurethane		Plain Bore	<a href="#">SCC-TS20S514-SPUS-*</a>	<a href="#">38161</a> , <a href="#">381615</a> , <a href="#">12131</a> , <a href="#">121315</a> , <a href="#">5811215</a> , <a href="#">3410215</a>	<a href="#">M101</a> , <a href="#">M1015</a> , <a href="#">M121</a> , <a href="#">M1215</a>
		Phenolic		Roller Bearing	<a href="#">SCC-TS20S514-PHR-*</a>	<a href="#">38161</a> , <a href="#">381615</a> , <a href="#">12131</a> , <a href="#">121315</a> , <a href="#">5811215</a> , <a href="#">3410215</a>	<a href="#">M101</a> , <a href="#">M1015</a> , <a href="#">M121</a> , <a href="#">M1215</a>
		Semi Steel		Plain Bore	<a href="#">SCC-TS20S514-SSS-*</a>	<a href="#">38161</a> , <a href="#">381615</a> , <a href="#">12131</a> , <a href="#">121315</a> , <a href="#">5811215</a> , <a href="#">3410215</a>	<a href="#">M101</a> , <a href="#">M1015</a> , <a href="#">M121</a> , <a href="#">M1215</a>
		Phenolic		Plain Bore	<a href="#">SCC-TS20S514-PHS-*</a>	<a href="#">38161</a> , <a href="#">381615</a> , <a href="#">12131</a> , <a href="#">121315</a> , <a href="#">5811215</a> , <a href="#">3410215</a>	<a href="#">M101</a> , <a href="#">M1015</a> , <a href="#">M121</a> , <a href="#">M1215</a>
		Polyurethane		Ball Bearing	<a href="#">SCC-TS20S514-PPUB-*</a>	<a href="#">38161</a> , <a href="#">381615</a> , <a href="#">12131</a> , <a href="#">121315</a> , <a href="#">5811215</a> , <a href="#">3410215</a>	<a href="#">M101</a> , <a href="#">M1015</a> , <a href="#">M121</a> , <a href="#">M1215</a>
		1-1/2"		Semi Steel	Roller Bearing	<a href="#">SCC-TS20S515-SSR-*</a>	<a href="#">38161</a> , <a href="#">381615</a> , <a href="#">12131</a> , <a href="#">121315</a> , <a href="#">5811215</a> , <a href="#">3410215</a>
6"	1-1/4"	Thermoplastic Rubber	300 lbs.	Ball Bearing	<a href="#">SCC-TS20S614-TPRB-*</a>	<a href="#">38161</a> , <a href="#">381615</a> , <a href="#">12131</a> , <a href="#">121315</a> , <a href="#">5811215</a> , <a href="#">3410215</a>	<a href="#">M101</a> , <a href="#">M1015</a> , <a href="#">M121</a> , <a href="#">M1215</a>

EXPLORE OUR DIVERSE MOUNTING OPTIONS IN OUR THREADED STEM CASTER SERIES. FOR FURTHER ASSISTANCE, CONTACT OUR [CUSTOMER SERVICE](#).

**Tired of rolling? Hit the brakes with our options!**

Ensure safety and stability by easily stopping your equipment with caster brakes, providing control and preventing unwanted movement.







Metric Sizes Available!



Mounting Size (Metric)	Mounting Size (Inch)	Wheel Diameter	Overall Height	Swivel Radius	Approximate Weight
M10-1.5 x 25MM (M101)	3/8"-16 x 1" (38161)	3"	4-1/8"	2-15/16"	1.45 lbs.
M10-1.5 x 38MM (M1015)	3/8"-16 x 1-1/2" (381615)	3-1/2"	4-5/8"	3-3/16"	1.6 lbs.
M12-1.75 x 25MM (M121)	1/2"-13 x 1" (12131)	4"	5-1/8"	3-1/2"	1.7 lbs.
M12-1.75 x 38MM (M1215)	1/2"-13 x 1-1/2" (121315)	5"	6-1/8"	4"	2 lbs.
	5/8"-11 x 2-1/2" (5811215)	6"	7-1/8"	4-9/16"	2.95 lbs.
	3/4"-10 x 2-1/2" (3410215)				

## THREADED STEM CASTERS *with Top Lock Brakes*

Wheel Dia	Tread Width	Wheel Type	Load Capacity	Bearing Type	Part Number	Stem Code (Inch Threaded Stem)	Stem Code (Metric Threaded Stem)			
3"	1-1/4"	Soft Rubber	175 lbs.	Plain Bore	SCC-TS20S314-SRS-TLB-*	38161, 381615, 12131, 121315, 5811215, 3410215	M101, M1015, M121, M1215			
		Thermoplastic Rubber	210 lbs.	Ball Bearing	SCC-TS20S314-TPRB-TLB-*	38161, 381615, 12131, 121315, 5811215, 3410215	M101, M1015, M121, M1215			
		Hard Rubber	275 lbs.	Plain Bore	SCC-TS20S314-HRS-TLB-*	38161, 381615, 12131, 121315, 5811215, 3410215	M101, M1015, M121, M1215			
		Nylon	300 lbs.	Plain Bore	SCC-TS20S314-NYS-TLB-*	38161, 381615, 12131, 121315, 5811215, 3410215	M101, M1015, M121, M1215			
		HT Phenolic		Roller Bearing	SCC-TS20S314-PHRHT-TLB-*	38161, 381615, 12131, 121315, 5811215, 3410215	M101, M1015, M121, M1215			
		HT Phenolic		Plain Bore	SCC-TS20S314-PHS-TLB-*	38161, 381615, 12131, 121315, 5811215, 3410215	M101, M1015, M121, M1215			
		Phenolic		Plain Bore	SCC-TS20S314-PHS-TLB-*	38161, 381615, 12131, 121315, 5811215, 3410215	M101, M1015, M121, M1215			
		Phenolic		Roller Bearing	SCC-TS20S314-PHR-TLB-*	38161, 381615, 12131, 121315, 5811215, 3410215	M101, M1015, M121, M1215			
		Polyurethane		Ball Bearing	SCC-TS20S314-PPUB-TLB-*	38161, 381615, 12131, 121315, 5811215, 3410215	M101, M1015, M121, M1215			
		Solid Polyurethane		Plain Bore	SCC-TS20S314-SPUS-TLB-*	38161, 381615, 12131, 121315, 5811215, 3410215	M101, M1015, M121, M1215			
		Semi Steel		Plain Bore	SCC-TS20S314-SSS-TLB-*	38161, 381615, 12131, 121315, 5811215, 3410215	M101, M1015, M121, M1215			
		HT Glass Filled Nylon		350 lbs.	Plain Bore	SCC-TS20S314-GFNSHT-TLB-*	38161, 381615, 12131, 121315, 5811215, 3410215	M101, M1015, M121, M1215		
1-1/2"	Semi Steel	300 lbs.		Roller Bearing	SCC-TS20S315-SSR-TLB-*	38161, 381615, 12131, 121315, 5811215, 3410215	M101, M1015, M121, M1215			
3-1/2"	1-1/4"	Soft Rubber		200 lbs.	Plain Bore	SCC-TS20S314-SRS-TLB-*	38161, 381615, 12131, 121315, 5811215, 3410215	M101, M1015, M121, M1215		
		Thermoplastic Rubber		230 lbs.	Ball Bearing	SCC-TS20S314-TPRB-TLB-*	38161, 381615, 12131, 121315, 5811215, 3410215	M101, M1015, M121, M1215		
		Hard Rubber	285 lbs.	Plain Bore	SCC-TS20S314-HRS-TLB-*	38161, 381615, 12131, 121315, 5811215, 3410215	M101, M1015, M121, M1215			
		Phenolic	300 lbs.	Plain Bore	SCC-TS20S314-PHS-TLB-*	38161, 381615, 12131, 121315, 5811215, 3410215	M101, M1015, M121, M1215			
		Phenolic		Roller Bearing	SCC-TS20S314-PHR-TLB-*	38161, 381615, 12131, 121315, 5811215, 3410215	M101, M1015, M121, M1215			
		Polyurethane		Ball Bearing	SCC-TS20S314-PPUB-TLB-*	38161, 381615, 12131, 121315, 5811215, 3410215	M101, M1015, M121, M1215			
		Solid Polyurethane		Plain Bore	SCC-TS20S314-SPUS-TLB-*	38161, 381615, 12131, 121315, 5811215, 3410215	M101, M1015, M121, M1215			
		HT Glass Filled Nylon		350 lbs.	Plain Bore	SCC-TS20S314-GFNSHT-TLB-*	38161, 381615, 12131, 121315, 5811215, 3410215	M101, M1015, M121, M1215		
		4"		1-1/4"	Soft Rubber	200 lbs.	Plain Bore	SCC-TS20S414-SRS-TLB-*	38161, 381615, 12131, 121315, 5811215, 3410215	M101, M1015, M121, M1215
					Thermoplastic Rubber	250 lbs.	Ball Bearing	SCC-TS20S414-TPRB-TLB-*	38161, 381615, 12131, 121315, 5811215, 3410215	M101, M1015, M121, M1215
					Hard Rubber	Plain Bore	SCC-TS20S414-HRS-TLB-*	38161, 381615, 12131, 121315, 5811215, 3410215	M101, M1015, M121, M1215	
					Nylon	Plain Bore	SCC-TS20S414-NYS-TLB-*	38161, 381615, 12131, 121315, 5811215, 3410215	M101, M1015, M121, M1215	
HT Phenolic	Roller Bearing				SCC-TS20S414-PHRHT-TLB-*	38161, 381615, 12131, 121315, 5811215, 3410215	M101, M1015, M121, M1215			
HT Phenolic	Plain Bore				SCC-TS20S414-PHS-TLB-*	38161, 381615, 12131, 121315, 5811215, 3410215	M101, M1015, M121, M1215			
Phenolic	Plain Bore				SCC-TS20S414-PHS-TLB-*	38161, 381615, 12131, 121315, 5811215, 3410215	M101, M1015, M121, M1215			
Phenolic	Roller Bearing		SCC-TS20S414-PHR-TLB-*		38161, 381615, 12131, 121315, 5811215, 3410215	M101, M1015, M121, M1215				
Semi Steel	Plain Bore		SCC-TS20S414-SSS-TLB-*		38161, 381615, 12131, 121315, 5811215, 3410215	M101, M1015, M121, M1215				
Solid Polyurethane	Plain Bore		SCC-TS20S414-SPUS-TLB-*		38161, 381615, 12131, 121315, 5811215, 3410215	M101, M1015, M121, M1215				
Polyurethane	Ball Bearing		SCC-TS20S414-PPUB-TLB-*		38161, 381615, 12131, 121315, 5811215, 3410215	M101, M1015, M121, M1215				
Polyolefin	Plain Bore		SCC-TS20S414-POS-TLB-*		38161, 381615, 12131, 121315, 5811215, 3410215	M101, M1015, M121, M1215				
HT Glass Filled Nylon	350 lbs.	Plain Bore	SCC-TS20S414-GFNSHT-TLB-*	38161, 381615, 12131, 121315, 5811215, 3410215	M101, M1015, M121, M1215					
1-1/2"	Semi Steel	300 lbs.	Roller Bearing	SCC-TS20S415-SSS-TLB-*	38161, 381615, 12131, 121315, 5811215, 3410215	M101, M1015, M121, M1215				
5"	1-1/4"	Soft Rubber	275 lbs.	Plain Bore	SCC-TS20S514-SRS-TLB-*	38161, 381615, 12131, 121315, 5811215, 3410215	M101, M1015, M121, M1215			
		Thermoplastic Rubber	Ball Bearing	SCC-TS20S514-TPRB-TLB-*	38161, 381615, 12131, 121315, 5811215, 3410215	M101, M1015, M121, M1215				
		Hard Rubber	Plain Bore	SCC-TS20S514-HRS-TLB-*	38161, 381615, 12131, 121315, 5811215, 3410215	M101, M1015, M121, M1215				
		Nylon	Plain Bore	SCC-TS20S514-NYS-TLB-*	38161, 381615, 12131, 121315, 5811215, 3410215	M101, M1015, M121, M1215				
		HT Phenolic	Roller Bearing	SCC-TS20S514-PHRHT-TLB-*	38161, 381615, 12131, 121315, 5811215, 3410215	M101, M1015, M121, M1215				
		HT Phenolic	Plain Bore	SCC-TS20S514-PHS-TLB-*	38161, 381615, 12131, 121315, 5811215, 3410215	M101, M1015, M121, M1215				
		Phenolic	Plain Bore	SCC-TS20S514-PHS-TLB-*	38161, 381615, 12131, 121315, 5811215, 3410215	M101, M1015, M121, M1215				
		Phenolic	Roller Bearing	SCC-TS20S514-PHR-TLB-*	38161, 381615, 12131, 121315, 5811215, 3410215	M101, M1015, M121, M1215				
		Solid Polyurethane	Plain Bore	SCC-TS20S514-SPUS-TLB-*	38161, 381615, 12131, 121315, 5811215, 3410215	M101, M1015, M121, M1215				
		Polyolefin	Plain Bore	SCC-TS20S514-POS-TLB-*	38161, 381615, 12131, 121315, 5811215, 3410215	M101, M1015, M121, M1215				
		Polyurethane	Ball Bearing	SCC-TS20S514-PPUB-TLB-*	38161, 381615, 12131, 121315, 5811215, 3410215	M101, M1015, M121, M1215				
		Semi Steel	Plain Bore	SCC-TS20S514-SSS-TLB-*	38161, 381615, 12131, 121315, 5811215, 3410215	M101, M1015, M121, M1215				
HT Glass Filled Nylon	350 lbs.	Plain Bore	SCC-TS20S514-GFNSHT-TLB-*	38161, 381615, 12131, 121315, 5811215, 3410215	M101, M1015, M121, M1215					
1-1/2"	Semi Steel	300 lbs.	Roller Bearing	SCC-TS20S515-SSR-TLB-*	38161, 381615, 12131, 121315, 5811215, 3410215	M101, M1015, M121, M1215				
6"	1-1/4"	Thermoplastic Rubber	300 lbs.	Ball Bearing	SCC-TS20S614-TPRB-TLB-*	38161, 381615, 12131, 121315, 5811215, 3410215	M101, M1015, M121, M1215			
		Phenolic	300 lbs.	Plain Bore	SCC-TS20S615-PHS-TLB-*	38161, 381615, 12131, 121315, 5811215, 3410215	M101, M1015, M121, M1215			
		Phenolic	300 lbs.	Roller Bearing	SCC-TS20S615-PHR-TLB-*	38161, 381615, 12131, 121315, 5811215, 3410215	M101, M1015, M121, M1215			

EXPLORE OUR DIVERSE MOUNTING OPTIONS IN OUR THREADED STEM CASTER SERIES. FOR FURTHER ASSISTANCE, CONTACT OUR [CUSTOMER SERVICE](#).







Metric Sizes Available!

Mounting Size (Metric)	Mounting Size (Inch)	Wheel Diameter	Overall Height	Swivel Radius	Approximate Weight
M10-1.5 x 25MM (M101)	3/8"-16 x 1" (38161)	3"	4-1/8"	2-15/16"	1.45 lbs.
M10-1.5 x 38MM (M1015)	3/8"-16 x 1-1/2" (381615)	3-1/2"	4-5/8"	3-3/16"	1.6 lbs.
M12-1.75 x 25MM (M121)	1/2"-13 x 1" (12131)	4"	5-1/8"	3-1/2"	1.7 lbs.
M12-1.75 x 38MM (M1215)	1/2"-13 x 1-1/2" (121315)	5"	6-1/8"	4"	2 lbs.
	5/8"-11 x 2-1/2" (5811215)	6"	7-1/8"	4-9/16"	2.95 lbs.
	3/4"-10 x 2-1/2" (3410215)				

## THREADED STEM CASTERS with Posi Lock Brakes

Wheel Dia	Tread Width	Wheel Type	Load Capacity	Bearing Type	Part Number	Stem Code (Inch Threaded Stem)	Stem Code (Metric Threaded Stem)	
3"	1-1/4"	Soft Rubber	175 lbs.	Plain Bore	SCC-TS20S314-SRS-PLB-*	38161, 381615, 12131, 121315, 5811215, 3410215	M101, M1015, M121, M1215	
		Thermoplastic Rubber	210 lbs.	Ball Bearing	SCC-TS20S314-TPRB-PLB-*	38161, 381615, 12131, 121315, 5811215, 3410215	M101, M1015, M121, M1215	
		Hard Rubber	275 lbs.	Plain Bore	SCC-TS20S314-HRS-PLB-*	38161, 381615, 12131, 121315, 5811215, 3410215	M101, M1015, M121, M1215	
		Nylon	300 lbs.	Plain Bore	SCC-TS20S314-NYS-PLB-*	38161, 381615, 12131, 121315, 5811215, 3410215	M101, M1015, M121, M1215	
		HT Phenolic		Roller Bearing	SCC-TS20S314-PHRHT-PLB-*	38161, 381615, 12131, 121315, 5811215, 3410215	M101, M1015, M121, M1215	
		HT Phenolic		Plain Bore	SCC-TS20S314-PHSHT-PLB-*	38161, 381615, 12131, 121315, 5811215, 3410215	M101, M1015, M121, M1215	
		Phenolic		Plain Bore	SCC-TS20S314-PHS-PLB-*	38161, 381615, 12131, 121315, 5811215, 3410215	M101, M1015, M121, M1215	
		Phenolic		Roller Bearing	SCC-TS20S314-PHR-PLB-*	38161, 381615, 12131, 121315, 5811215, 3410215	M101, M1015, M121, M1215	
		Polyurethane		Ball Bearing	SCC-TS20S314-PPUB-PLB-*	38161, 381615, 12131, 121315, 5811215, 3410215	M101, M1015, M121, M1215	
		Solid Polyurethane		Plain Bore	SCC-TS20S314-SPUS-PLB-*	38161, 381615, 12131, 121315, 5811215, 3410215	M101, M1015, M121, M1215	
		Semi Steel		Plain Bore	SCC-TS20S314-SSS-PLB-*	38161, 381615, 12131, 121315, 5811215, 3410215	M101, M1015, M121, M1215	
		HT Glass Filled Nylon		350 lbs.	Plain Bore	SCC-TS20S314-GFNSHT-PLB-*	38161, 381615, 12131, 121315, 5811215, 3410215	M101, M1015, M121, M1215
1-1/2"	Semi Steel	300 lbs.		Roller Bearing	SCC-TS20S315-SSR-PLB-*	38161, 381615, 12131, 121315, 5811215, 3410215	M101, M1015, M121, M1215	
3-1/2"	1-1/4"	Soft Rubber	200 lbs.	Plain Bore	SCC-TS20S314-SRS-PLB-*	38161, 381615, 12131, 121315, 5811215, 3410215	M101, M1015, M121, M1215	
		Thermoplastic Rubber	230 lbs.	Ball Bearing	SCC-TS20S314-TPRB-PLB-*	38161, 381615, 12131, 121315, 5811215, 3410215	M101, M1015, M121, M1215	
		Hard Rubber	285 lbs.	Plain Bore	SCC-TS20S3514-HRS-PLB-*	38161, 381615, 12131, 121315, 5811215, 3410215	M101, M1015, M121, M1215	
		Phenolic	300 lbs.	Plain Bore	SCC-TS20S3514-PHS-PLB-*	38161, 381615, 12131, 121315, 5811215, 3410215	M101, M1015, M121, M1215	
		Phenolic		Roller Bearing	SCC-TS20S3514-PHR-PLB-*	38161, 381615, 12131, 121315, 5811215, 3410215	M101, M1015, M121, M1215	
		Polyurethane		Ball Bearing	SCC-TS20S3514-PPUB-PLB-*	38161, 381615, 12131, 121315, 5811215, 3410215	M101, M1015, M121, M1215	
		Solid Polyurethane		Plain Bore	SCC-TS20S3514-SPUS-PLB-*	38161, 381615, 12131, 121315, 5811215, 3410215	M101, M1015, M121, M1215	
		HT Glass Filled Nylon		350 lbs.	Plain Bore	SCC-TS20S3514-GFNSHT-PLB-*	38161, 381615, 12131, 121315, 5811215, 3410215	M101, M1015, M121, M1215
		Soft Rubber		200 lbs.	Plain Bore	SCC-TS20S414-SRS-PLB-*	38161, 381615, 12131, 121315, 5811215, 3410215	M101, M1015, M121, M1215
		Thermoplastic Rubber		250 lbs.	Ball Bearing	SCC-TS20S414-TPRB-PLB-*	38161, 381615, 12131, 121315, 5811215, 3410215	M101, M1015, M121, M1215
		Hard Rubber		Plain Bore	SCC-TS20S414-HRS-PLB-*	38161, 381615, 12131, 121315, 5811215, 3410215	M101, M1015, M121, M1215	
		Nylon		Plain Bore	SCC-TS20S414-NYS-PLB-*	38161, 381615, 12131, 121315, 5811215, 3410215	M101, M1015, M121, M1215	
HT Phenolic	Roller Bearing	SCC-TS20S414-PHRHT-PLB-*		38161, 381615, 12131, 121315, 5811215, 3410215	M101, M1015, M121, M1215			
HT Phenolic	Plain Bore	SCC-TS20S414-PHSHT-PLB-*	38161, 381615, 12131, 121315, 5811215, 3410215	M101, M1015, M121, M1215				
Phenolic	Plain Bore	SCC-TS20S414-PHS-PLB-*	38161, 381615, 12131, 121315, 5811215, 3410215	M101, M1015, M121, M1215				
Phenolic	Roller Bearing	SCC-TS20S414-PHR-PLB-*	38161, 381615, 12131, 121315, 5811215, 3410215	M101, M1015, M121, M1215				
Semi Steel	Plain Bore	SCC-TS20S414-SSS-PLB-*	38161, 381615, 12131, 121315, 5811215, 3410215	M101, M1015, M121, M1215				
Solid Polyurethane	Plain Bore	SCC-TS20S414-SPUS-PLB-*	38161, 381615, 12131, 121315, 5811215, 3410215	M101, M1015, M121, M1215				
Polyurethane	Ball Bearing	SCC-TS20S414-PPUB-PLB-*	38161, 381615, 12131, 121315, 5811215, 3410215	M101, M1015, M121, M1215				
Polyolefin	Plain Bore	SCC-TS20S414-POS-PLB-*	38161, 381615, 12131, 121315, 5811215, 3410215	M101, M1015, M121, M1215				
HT Glass Filled Nylon	350 lbs.	Plain Bore	SCC-TS20S414-GFNSHT-PLB-*	38161, 381615, 12131, 121315, 5811215, 3410215	M101, M1015, M121, M1215			
1-1/2"	Semi Steel	300 lbs.	Roller Bearing	SCC-TS20S415-SSS-PLB-*	38161, 381615, 12131, 121315, 5811215, 3410215	M101, M1015, M121, M1215		
5"	1-1/4"	Soft Rubber	275 lbs.	Plain Bore	SCC-TS20S514-SRS-PLB-*	38161, 381615, 12131, 121315, 5811215, 3410215	M101, M1015, M121, M1215	
		Thermoplastic Rubber	300 lbs.	Ball Bearing	SCC-TS20S514-TPRB-PLB-*	38161, 381615, 12131, 121315, 5811215, 3410215	M101, M1015, M121, M1215	
		Hard Rubber		Plain Bore	SCC-TS20S514-HRS-PLB-*	38161, 381615, 12131, 121315, 5811215, 3410215	M101, M1015, M121, M1215	
		Nylon		Plain Bore	SCC-TS20S514-NYS-PLB-*	38161, 381615, 12131, 121315, 5811215, 3410215	M101, M1015, M121, M1215	
		HT Phenolic		Roller Bearing	SCC-TS20S514-PHRHT-PLB-*	38161, 381615, 12131, 121315, 5811215, 3410215	M101, M1015, M121, M1215	
		HT Phenolic		Plain Bore	SCC-TS20S514-PHSHT-PLB-*	38161, 381615, 12131, 121315, 5811215, 3410215	M101, M1015, M121, M1215	
		Phenolic		Plain Bore	SCC-TS20S514-PHS-PLB-*	38161, 381615, 12131, 121315, 5811215, 3410215	M101, M1015, M121, M1215	
		Phenolic		Roller Bearing	SCC-TS20S514-PHR-PLB-*	38161, 381615, 12131, 121315, 5811215, 3410215	M101, M1015, M121, M1215	
		Solid Polyurethane		Plain Bore	SCC-TS20S514-SPUS-PLB-*	38161, 381615, 12131, 121315, 5811215, 3410215	M101, M1015, M121, M1215	
		Polyolefin		Plain Bore	SCC-TS20S514-POS-PLB-*	38161, 381615, 12131, 121315, 5811215, 3410215	M101, M1015, M121, M1215	
		Polyurethane		Ball Bearing	SCC-TS20S514-PPUB-PLB-*	38161, 381615, 12131, 121315, 5811215, 3410215	M101, M1015, M121, M1215	
		Semi Steel	350 lbs.	Plain Bore	SCC-TS20S514-SSS-PLB-*	38161, 381615, 12131, 121315, 5811215, 3410215	M101, M1015, M121, M1215	
		HT Glass Filled Nylon	Plain Bore	SCC-TS20S514-GFNSHT-PLB-*	38161, 381615, 12131, 121315, 5811215, 3410215	M101, M1015, M121, M1215		
		1-1/2"	Semi Steel	300 lbs.	Roller Bearing	SCC-TS20S515-SSR-PLB-*	38161, 381615, 12131, 121315, 5811215, 3410215	M101, M1015, M121, M1215
		6"	1-1/4"	Thermoplastic Rubber	300 lbs.	Ball Bearing	SCC-TS20S614-TPRB-PLB-*	38161, 381615, 12131, 121315, 5811215, 3410215
Phenolic	Plain Bore			SCC-TS20S615-PHS-PLB-*		38161, 381615, 12131, 121315, 5811215, 3410215	M101, M1015, M121, M1215	
Phenolic	Roller Bearing			SCC-TS20S615-PHR-PLB-*		38161, 381615, 12131, 121315, 5811215, 3410215	M101, M1015, M121, M1215	

EXPLORE OUR DIVERSE MOUNTING OPTIONS IN OUR THREADED STEM CASTER SERIES. FOR FURTHER ASSISTANCE, CONTACT OUR [CUSTOMER SERVICE](#).





Metric Sizes Available!



Mounting Size (Metric)	Mounting Size (Inch)	Wheel Diameter	Overall Height	Swivel Radius	Approximate Weight
M10-1.5 x 25MM (M101)	3/8"-16 x 1" (38161)	3"	4-1/8"	2-15/16"	1.45 lbs.
M10-1.5 x 38MM (M1015)	3/8"-16 x 1-1/2" (381615)	3-1/2"	4-5/8"	3-3/16"	1.6 lbs.
M12-1.75 x 25MM (M121)	1/2"-13 x 1" (12131)	4"	5-1/8"	3-1/2"	1.7 lbs.
M12-1.75 x 38MM (M1215)	1/2"-13 x 1-1/2" (121315)	5"	6-1/8"	4"	2 lbs.
	5/8"-11 x 2-1/2" (5811215)	6"	7-1/8"	4-9/16"	2.95 lbs.
	3/4"-10 x 2-1/2" (3410215)				

## THREADED STEM CASTERS with Total Lock Brakes

Wheel Dia	Tread Width	Wheel Type	Load Capacity	Bearing Type	Part Number	Stem Code (Inch Threaded Stem)	Stem Code (Metric Threaded Stem)			
3"	1-1/4"	Soft Rubber	175 lbs.	Plain Bore	SCC-TSTTL20S314-SRS-PLB-*	38161, 381615, 12131, 121315, 5811215, 3410215	M101, M1015, M121, M1215			
		Thermoplastic Rubber	210 lbs.	Ball Bearing	SCC-TSTTL20S314-TPRB-PLB-*	38161, 381615, 12131, 121315, 5811215, 3410215	M101, M1015, M121, M1215			
		Hard Rubber	275 lbs.	Plain Bore	SCC-TSTTL20S314-HRS-PLB-*	38161, 381615, 12131, 121315, 5811215, 3410215	M101, M1015, M121, M1215			
		Nylon	300 lbs.	Plain Bore	SCC-TSTTL20S314-NYS-PLB-*	38161, 381615, 12131, 121315, 5811215, 3410215	M101, M1015, M121, M1215			
		HT Phenolic		Roller Bearing	SCC-TSTTL20S314-PHRHT-PLB-*	38161, 381615, 12131, 121315, 5811215, 3410215	M101, M1015, M121, M1215			
		HT Phenolic		Plain Bore	SCC-TSTTL20S314-PHSHT-PLB-*	38161, 381615, 12131, 121315, 5811215, 3410215	M101, M1015, M121, M1215			
		Phenolic		Plain Bore	SCC-TSTTL20S314-PHS-PLB-*	38161, 381615, 12131, 121315, 5811215, 3410215	M101, M1015, M121, M1215			
		Phenolic		Roller Bearing	SCC-TSTTL20S314-PHR-PLB-*	38161, 381615, 12131, 121315, 5811215, 3410215	M101, M1015, M121, M1215			
		Polyurethane		Ball Bearing	SCC-TSTTL20S314-PPUB-PLB-*	38161, 381615, 12131, 121315, 5811215, 3410215	M101, M1015, M121, M1215			
		Solid Polyurethane		Plain Bore	SCC-TSTTL20S314-SPUS-PLB-*	38161, 381615, 12131, 121315, 5811215, 3410215	M101, M1015, M121, M1215			
		Semi Steel		Plain Bore	SCC-TSTTL20S314-SSS-PLB-*	38161, 381615, 12131, 121315, 5811215, 3410215	M101, M1015, M121, M1215			
		HT Glass Filled Nylon		350 lbs.	Plain Bore	SCC-TSTTL20S314-GFNSHT-PLB-*	38161, 381615, 12131, 121315, 5811215, 3410215	M101, M1015, M121, M1215		
1-1/2"	Semi Steel	300 lbs.		Roller Bearing	SCC-TSTTL20S315-SSR-PLB-*	38161, 381615, 12131, 121315, 5811215, 3410215	M101, M1015, M121, M1215			
3-1/2"	1-1/4"	Soft Rubber		200 lbs.	Plain Bore	SCC-TSTTL20S3514-SRS-PLB-*	38161, 381615, 12131, 121315, 5811215, 3410215	M101, M1015, M121, M1215		
		Thermoplastic Rubber		230 lbs.	Ball Bearing	SCC-TSTTL20S3514-TPRB-PLB-*	38161, 381615, 12131, 121315, 5811215, 3410215	M101, M1015, M121, M1215		
		Hard Rubber	285 lbs.	Plain Bore	SCC-TSTTL20S3514-HRS-PLB-*	38161, 381615, 12131, 121315, 5811215, 3410215	M101, M1015, M121, M1215			
		Phenolic	300 lbs.	Plain Bore	SCC-TSTTL20S3514-PHS-PLB-*	38161, 381615, 12131, 121315, 5811215, 3410215	M101, M1015, M121, M1215			
		Phenolic		Roller Bearing	SCC-TSTTL20S3514-PHR-PLB-*	38161, 381615, 12131, 121315, 5811215, 3410215	M101, M1015, M121, M1215			
		Polyurethane		Ball Bearing	SCC-TSTTL20S3514-PPUB-PLB-*	38161, 381615, 12131, 121315, 5811215, 3410215	M101, M1015, M121, M1215			
		Solid Polyurethane		Plain Bore	SCC-TSTTL20S3514-SPUS-PLB-*	38161, 381615, 12131, 121315, 5811215, 3410215	M101, M1015, M121, M1215			
		HT Glass Filled Nylon		350 lbs.	Plain Bore	SCC-TSTTL20S3514-GFNSHT-PLB-*	38161, 381615, 12131, 121315, 5811215, 3410215	M101, M1015, M121, M1215		
		4"		1-1/4"	Soft Rubber	200 lbs.	Plain Bore	SCC-TSTTL20S414-SRS-PLB-*	38161, 381615, 12131, 121315, 5811215, 3410215	M101, M1015, M121, M1215
					Thermoplastic Rubber	250 lbs.	Ball Bearing	SCC-TSTTL20S414-TPRB-PLB-*	38161, 381615, 12131, 121315, 5811215, 3410215	M101, M1015, M121, M1215
					Hard Rubber	300 lbs.	Plain Bore	SCC-TSTTL20S414-HRS-PLB-*	38161, 381615, 12131, 121315, 5811215, 3410215	M101, M1015, M121, M1215
					Nylon		Plain Bore	SCC-TSTTL20S414-NYS-PLB-*	38161, 381615, 12131, 121315, 5811215, 3410215	M101, M1015, M121, M1215
HT Phenolic	Roller Bearing				SCC-TSTTL20S414-PHRHT-PLB-*		38161, 381615, 12131, 121315, 5811215, 3410215	M101, M1015, M121, M1215		
HT Phenolic	Plain Bore				SCC-TSTTL20S414-PHSHT-PLB-*		38161, 381615, 12131, 121315, 5811215, 3410215	M101, M1015, M121, M1215		
Phenolic	Plain Bore				SCC-TSTTL20S414-PHS-PLB-*		38161, 381615, 12131, 121315, 5811215, 3410215	M101, M1015, M121, M1215		
Phenolic	Roller Bearing		SCC-TSTTL20S414-PHR-PLB-*		38161, 381615, 12131, 121315, 5811215, 3410215		M101, M1015, M121, M1215			
Semi Steel	Plain Bore		SCC-TSTTL20S414-SSS-PLB-*		38161, 381615, 12131, 121315, 5811215, 3410215		M101, M1015, M121, M1215			
Solid Polyurethane	Plain Bore		SCC-TSTTL20S414-SPUS-PLB-*		38161, 381615, 12131, 121315, 5811215, 3410215		M101, M1015, M121, M1215			
Polyurethane	Ball Bearing		SCC-TSTTL20S414-PPUB-PLB-*		38161, 381615, 12131, 121315, 5811215, 3410215		M101, M1015, M121, M1215			
Polyolefin	Plain Bore		SCC-TSTTL20S414-POS-PLB-*		38161, 381615, 12131, 121315, 5811215, 3410215		M101, M1015, M121, M1215			
HT Glass Filled Nylon	350 lbs.	Plain Bore	SCC-TSTTL20S414-GFNSHT-PLB-*	38161, 381615, 12131, 121315, 5811215, 3410215	M101, M1015, M121, M1215					
1-1/2"	Semi Steel	300 lbs.	Roller Bearing	SCC-TSTTL20S415-SSS-PLB-*	38161, 381615, 12131, 121315, 5811215, 3410215		M101, M1015, M121, M1215			
5"	1-1/4"	Soft Rubber	275 lbs.	Plain Bore	SCC-TSTTL20S514-SRS-PLB-*	38161, 381615, 12131, 121315, 5811215, 3410215	M101, M1015, M121, M1215			
		Thermoplastic Rubber	300 lbs.	Ball Bearing	SCC-TSTTL20S514-TPRB-PLB-*	38161, 381615, 12131, 121315, 5811215, 3410215	M101, M1015, M121, M1215			
		Hard Rubber		Plain Bore	SCC-TSTTL20S514-HRS-PLB-*	38161, 381615, 12131, 121315, 5811215, 3410215	M101, M1015, M121, M1215			
		Nylon		Plain Bore	SCC-TSTTL20S514-NYS-PLB-*	38161, 381615, 12131, 121315, 5811215, 3410215	M101, M1015, M121, M1215			
		HT Phenolic		Roller Bearing	SCC-TSTTL20S514-PHRHT-PLB-*	38161, 381615, 12131, 121315, 5811215, 3410215	M101, M1015, M121, M1215			
		HT Phenolic		Plain Bore	SCC-TSTTL20S514-PHSHT-PLB-*	38161, 381615, 12131, 121315, 5811215, 3410215	M101, M1015, M121, M1215			
		Phenolic		Plain Bore	SCC-TSTTL20S514-PHS-PLB-*	38161, 381615, 12131, 121315, 5811215, 3410215	M101, M1015, M121, M1215			
		Phenolic		Roller Bearing	SCC-TSTTL20S514-PHR-PLB-*	38161, 381615, 12131, 121315, 5811215, 3410215	M101, M1015, M121, M1215			
		Solid Polyurethane		Plain Bore	SCC-TSTTL20S514-SPUS-PLB-*	38161, 381615, 12131, 121315, 5811215, 3410215	M101, M1015, M121, M1215			
		Polyolefin		Plain Bore	SCC-TSTTL20S514-POS-PLB-*	38161, 381615, 12131, 121315, 5811215, 3410215	M101, M1015, M121, M1215			
		Polyurethane		Ball Bearing	SCC-TS20S514-PPUB-PLB-*	38161, 381615, 12131, 121315, 5811215, 3410215	M101, M1015, M121, M1215			
		Semi Steel		350 lbs.	Plain Bore	SCC-TS20S514-SSS-PLB-*	38161, 381615, 12131, 121315, 5811215, 3410215	M101, M1015, M121, M1215		
HT Glass Filled Nylon	Plain Bore	SCC-TS20S514-GFNSHT-PLB-*		38161, 381615, 12131, 121315, 5811215, 3410215	M101, M1015, M121, M1215					
1-1/2"	Semi Steel	300 lbs.	Roller Bearing	SCC-TS20S515-SSR-PLB-*	38161, 381615, 12131, 121315, 5811215, 3410215	M101, M1015, M121, M1215				
6"	1-1/4"	Thermoplastic Rubber	300 lbs.	Ball Bearing	SCC-TS20S614-TPRB-PLB-*	38161, 381615, 12131, 121315, 5811215, 3410215	M101, M1015, M121, M1215			
		Phenolic		Plain Bore	SCC-TS20S615-PHS-PLB-*	38161, 381615, 12131, 121315, 5811215, 3410215	M101, M1015, M121, M1215			
		Phenolic		Roller Bearing	SCC-TS20S615-PHR-PLB-*	38161, 381615, 12131, 121315, 5811215, 3410215	M101, M1015, M121, M1215			

EXPLORE OUR DIVERSE MOUNTING OPTIONS IN OUR THREADED STEM CASTER SERIES. FOR FURTHER ASSISTANCE, CONTACT OUR [CUSTOMER SERVICE](#).

# STAINLESS STEEL AVAILABLE



SHOP NOW



### Medium Duty Casters

#### Series #20 Grip Ring Stem Casters

Consider Service Caster's Series 20 grip ring stem wheel casters: reliable, durable, and resistant to water, oil, and grease. Great for Metro shelving replacement casters.

#### Applications

- Racks
- Storage Bins
- Wire Shelving
- Food service operations
- Utility Carts
- Medical Carts



#### Features

- Heat treated double ball bearing raceways for durability
- Available in Stainless Steel
- Versatile design suitable for various applications
- Ideal for light duty industrial use

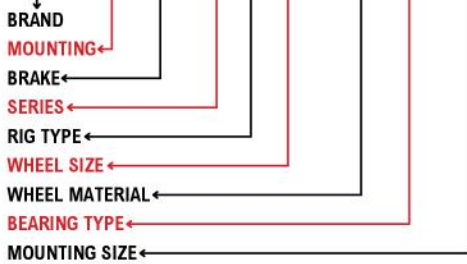


#20 Series

Our part numbers are adaptable to suit your requirements. The diagram above serves as a reference to assist you in understanding the breakdown. If you require any help, please don't hesitate to contact our [customer service](#) team.

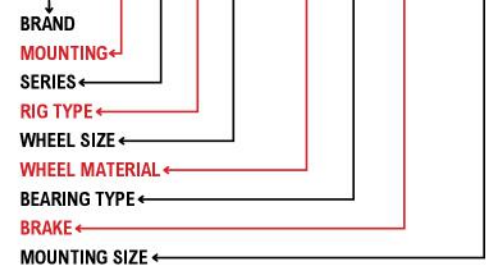
5" Swivel Grip Ring Stem Caster with Total Lock

**SCC-GR20S514-TTL-PPUB-716138**



3" Swivel Grip Ring Stem Caster with Top Lock Brake

**SCC-GR20S314-TPRB-TLB-845**



### Service Caster Chart Guide

### Build You Caster

Discover more fastening sizes and wheel options if you can't find what you need. And remember, we're always here to [help!](#)

Brand	Series	Mounting	Rig Type	Bearing Type	Brake	Wheel Size	Mounting Size	Wheel Material
Service Caster	20	Grip Ring (GR)	Swivel (S)	Ball Bearing (B)	Top Lock (TLB)	2-1/2" x 1-1/4" (2514)	7/16" x 1-3/8" (716138)	Soft Rubber (SR)
			Rigid (R)	Plain Bore (S)	Posi Lock (PLB)	3-1/2" x 1-1/4" (3514)	.845" x 2-3/16" (845)	Thermo Plastic Rubber (TPR)
				Delrin Bearing (D)	Total Lock (TTL)	3" x 1-1/4" (314)	3/4" x 2-3/16" (342316)	Polyurethane (PPU)
				Roller Bearing (R)	Directional Lock (DL)	4" x 1-1/4" (414)	13/16" x 2-3/16" (1316)	Phenolic (PH)
						5" x 1-1/4" (514)	.865" x 2-3/16" (865)	Solid Polyurethane (SPU)
						6" x 1-1/4" (614)	1" x 2-3/16" (1)	Hard Rubber (HR)
							Glass Filled Nylon (GFN)	
							Rubber on Aluminum (RA)	
							Semi Steel (SS)	
							Nylon (NY)	
							Polyolefin (PO)	
							High Temp (HT)	

#### Measuring a Grip Ring Stem

To measure the diameter accurately, it's best to use a micrometer or caliper. However, we'll guide you on how to use household items for this purpose. For increased accuracy, use at least two different measurement methods.

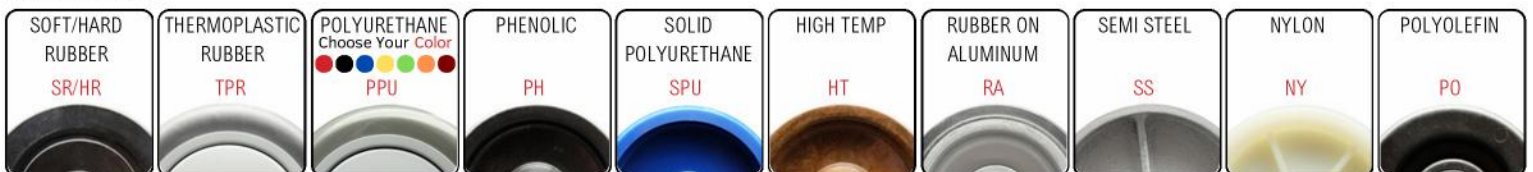
#### Measuring with a Wrench

To measure a Grip Ring stem, try fitting both a 7/16" and 3/8" wrench on the stem. The best fit indicates the stem size, though slight wiggle room is normal.



If you still require assistance, feel free to [reach out](#).

#### Wheel Tread







# GRIP RING CASTERS

Mounting Size	Mounting Size	Wheel Diameter	Overall Height	Swivel Radius	Approximate Weight
.845" x 2-3/16" (845)	7/16" x 1-3/8" (716138)	3"	4-1/8"	2-15/16"	1.45
.865" x 2-3/16" (865)	3/4" x 2-3/16" (342316)	3-1/2"	4-5/8"	3-3/16"	1.6
	13/16" x 2-3/16" (1316)	4"	5-1/8"	3-1/2"	1.7
	1" x 2-3/16" (12316)	5"	6-1/8"	4"	2
		6"	7-1/8"	4-9/16"	2.95

Wheel Dia	Tread Width	Wheel Type	Load Capacity	Bearing Type	Swivel Caster	Stem Code (Grip Ring Stem)
3"	1-1/4"	Soft Rubber	210 lbs.	Plain Bore	<a href="#">SCC-GR20S314-SRS-*</a>	<a href="#">716138</a> , <a href="#">342316</a> , <a href="#">13162316</a> , <a href="#">12316</a> , <a href="#">845</a> , <a href="#">865</a>
		Thermoplastic Rubber	210 lbs.	Ball Bearing	<a href="#">SCC-GR20S314-TPRB-*</a>	<a href="#">716138</a> , <a href="#">342316</a> , <a href="#">13162316</a> , <a href="#">12316</a> , <a href="#">845</a> , <a href="#">865</a>
		Hard Rubber	275 lbs	Plain Bore	<a href="#">SCC-GR20S314-HRS-*</a>	<a href="#">716138</a> , <a href="#">342316</a> , <a href="#">13162316</a> , <a href="#">12316</a> , <a href="#">845</a> , <a href="#">865</a>
		Nylon	300 lbs.	Plain Bore	<a href="#">SCC-GR20S314-NYS-*</a>	<a href="#">716138</a> , <a href="#">342316</a> , <a href="#">13162316</a> , <a href="#">12316</a> , <a href="#">845</a> , <a href="#">865</a>
		Phenolic		Roller Bearing	<a href="#">SCC-GR20S314-PHR-*</a>	<a href="#">716138</a> , <a href="#">342316</a> , <a href="#">13162316</a> , <a href="#">12316</a> , <a href="#">845</a> , <a href="#">865</a>
		High Temp Phenolic		Roller Bearing	<a href="#">SCC-GR20S314-PHRHT-*</a>	<a href="#">716138</a> , <a href="#">342316</a> , <a href="#">13162316</a> , <a href="#">12316</a> , <a href="#">845</a> , <a href="#">865</a>
		Phenolic		Plain Bore	<a href="#">SCC-GR20S314-PHS-*</a>	<a href="#">716138</a> , <a href="#">342316</a> , <a href="#">13162316</a> , <a href="#">12316</a> , <a href="#">845</a> , <a href="#">865</a>
		High Temp Phenolic		Plain Bore	<a href="#">SCC-GR20S314-PHSHT-*</a>	<a href="#">716138</a> , <a href="#">342316</a> , <a href="#">13162316</a> , <a href="#">12316</a> , <a href="#">845</a> , <a href="#">865</a>
		Polyurethane		Ball Bearing	<a href="#">SCC-GR20S314-PPUB-*</a>	<a href="#">716138</a> , <a href="#">342316</a> , <a href="#">13162316</a> , <a href="#">12316</a> , <a href="#">845</a> , <a href="#">865</a>
		Solid Polyurethane	Plain Bore	<a href="#">SCC-GR20S314-SPUS-*</a>	<a href="#">716138</a> , <a href="#">342316</a> , <a href="#">13162316</a> , <a href="#">12316</a> , <a href="#">845</a> , <a href="#">865</a>	
		Semi Steel	Plain Bore	<a href="#">SCC-GR20S314-SSS-*</a>	<a href="#">716138</a> , <a href="#">342316</a> , <a href="#">13162316</a> , <a href="#">12316</a> , <a href="#">845</a> , <a href="#">865</a>	
		HT Glass Filled Nylon	350 lbs.	Plain Bore	<a href="#">SCC-GR20S314-GFNSHT-*</a>	<a href="#">716138</a> , <a href="#">342316</a> , <a href="#">13162316</a> , <a href="#">12316</a> , <a href="#">845</a> , <a href="#">865</a>
	1-1/2"	Semi Steel	300 lbs.	Roller Bearing	<a href="#">SCC-GR20S315-SSR-*</a>	<a href="#">716138</a> , <a href="#">342316</a> , <a href="#">13162316</a> , <a href="#">12316</a> , <a href="#">845</a> , <a href="#">865</a>
	3-1/2"	1-1/4"	Soft Rubber	200 lbs.	Plain Bore	<a href="#">SCC-GR20S3514-SRS-*</a>
Thermoplastic Rubber			230 lbs.	Ball Bearing	<a href="#">SCC-GR20S3514-TPRB-*</a>	<a href="#">716138</a> , <a href="#">342316</a> , <a href="#">13162316</a> , <a href="#">12316</a> , <a href="#">845</a> , <a href="#">865</a>
Hard Rubber			285 lbs.	Plain Bore	<a href="#">SCC-GR20S3514-HRS-*</a>	<a href="#">716138</a> , <a href="#">342316</a> , <a href="#">13162316</a> , <a href="#">12316</a> , <a href="#">845</a> , <a href="#">865</a>
Phenolic			300 lbs.	Roller Bearing	<a href="#">SCC-GR20S3514-PHR-*</a>	<a href="#">716138</a> , <a href="#">342316</a> , <a href="#">13162316</a> , <a href="#">12316</a> , <a href="#">845</a> , <a href="#">865</a>
Phenolic				Plain Bore	<a href="#">SCC-GR20S3514-PHS-*</a>	<a href="#">716138</a> , <a href="#">342316</a> , <a href="#">13162316</a> , <a href="#">12316</a> , <a href="#">845</a> , <a href="#">865</a>
Polyurethane				Ball Bearing	<a href="#">SCC-GR20S3514-PPUB-*</a>	<a href="#">716138</a> , <a href="#">342316</a> , <a href="#">13162316</a> , <a href="#">12316</a> , <a href="#">845</a> , <a href="#">865</a>
Solid Polyurethane				Plain Bore	<a href="#">SCC-GR20S3514-SPUS-*</a>	<a href="#">716138</a> , <a href="#">342316</a> , <a href="#">13162316</a> , <a href="#">12316</a> , <a href="#">845</a> , <a href="#">865</a>
HT Glass Filled Nylon			350 lbs.	Plain Bore	<a href="#">SCC-GR20S3514-GFNSHT-*</a>	<a href="#">716138</a> , <a href="#">342316</a> , <a href="#">13162316</a> , <a href="#">12316</a> , <a href="#">845</a> , <a href="#">865</a>
4"	1-1/4"	Soft Rubber	200 lbs.	Plain Bore	<a href="#">SCC-GR20S414-SRS-*</a>	<a href="#">716138</a> , <a href="#">342316</a> , <a href="#">13162316</a> , <a href="#">12316</a> , <a href="#">845</a> , <a href="#">865</a>
		Thermoplastic Rubber	250 lbs.	Ball Bearing	<a href="#">SCC-GR20S414-TPRB-*</a>	<a href="#">716138</a> , <a href="#">342316</a> , <a href="#">13162316</a> , <a href="#">12316</a> , <a href="#">845</a> , <a href="#">865</a>
		Hard Rubber	300 lbs.	Plain Bore	<a href="#">SCC-GR20S414-HRS-*</a>	<a href="#">716138</a> , <a href="#">342316</a> , <a href="#">13162316</a> , <a href="#">12316</a> , <a href="#">845</a> , <a href="#">865</a>
		Nylon		Plain Bore	<a href="#">SCC-GR20S414-NYS-*</a>	<a href="#">716138</a> , <a href="#">342316</a> , <a href="#">13162316</a> , <a href="#">12316</a> , <a href="#">845</a> , <a href="#">865</a>
		Phenolic		Roller Bearing	<a href="#">SCC-GR20S414-PHR-*</a>	<a href="#">716138</a> , <a href="#">342316</a> , <a href="#">13162316</a> , <a href="#">12316</a> , <a href="#">845</a> , <a href="#">865</a>
		Phenolic		Plain Bore	<a href="#">SCC-GR20S414-PHS-*</a>	<a href="#">716138</a> , <a href="#">342316</a> , <a href="#">13162316</a> , <a href="#">12316</a> , <a href="#">845</a> , <a href="#">865</a>
		High Temp Phenolic		Roller Bearing	<a href="#">SCC-GR20S414-PHRHT-*</a>	<a href="#">716138</a> , <a href="#">342316</a> , <a href="#">13162316</a> , <a href="#">12316</a> , <a href="#">845</a> , <a href="#">865</a>
		Solid Polyurethane		Plain Bore	<a href="#">SCC-GR20S414-SPUS-*</a>	<a href="#">716138</a> , <a href="#">342316</a> , <a href="#">13162316</a> , <a href="#">12316</a> , <a href="#">845</a> , <a href="#">865</a>
		Semi Steel	Plain Bore	<a href="#">SCC-GR20S414-SSS-*</a>	<a href="#">716138</a> , <a href="#">342316</a> , <a href="#">13162316</a> , <a href="#">12316</a> , <a href="#">845</a> , <a href="#">865</a>	
		High Temp Phenolic	Plain Bore	<a href="#">SCC-GR20S414-PHSHT-*</a>	<a href="#">716138</a> , <a href="#">342316</a> , <a href="#">13162316</a> , <a href="#">12316</a> , <a href="#">845</a> , <a href="#">865</a>	
		Polyurethane	350 lbs.	Ball Bearing	<a href="#">SCC-GR20S414-PPUB-*</a>	<a href="#">716138</a> , <a href="#">342316</a> , <a href="#">13162316</a> , <a href="#">12316</a> , <a href="#">845</a> , <a href="#">865</a>
		HT Glass Filled Nylon	Plain Bore	<a href="#">SCC-GR20S414-GFNSHT-*</a>	<a href="#">716138</a> , <a href="#">342316</a> , <a href="#">13162316</a> , <a href="#">12316</a> , <a href="#">845</a> , <a href="#">865</a>	
	1-1/2"	Semi Steel	300 lbs.	Roller Bearing	<a href="#">SCC-GR20S415-SSR-*</a>	<a href="#">716138</a> , <a href="#">342316</a> , <a href="#">13162316</a> , <a href="#">12316</a> , <a href="#">845</a> , <a href="#">865</a>
	5"	1-1/4"	Soft Rubber	275 lbs.	Plain Bore	<a href="#">SCC-GR20S514-SRS-*</a>
Thermoplastic Rubber			300 lbs.	Ball Bearing	<a href="#">SCC-GR20S514-TPRB-*</a>	<a href="#">716138</a> , <a href="#">342316</a> , <a href="#">13162316</a> , <a href="#">12316</a> , <a href="#">845</a> , <a href="#">865</a>
Hard Rubber				Plain Bore	<a href="#">SCC-GR20S514-HRS-*</a>	<a href="#">716138</a> , <a href="#">342316</a> , <a href="#">13162316</a> , <a href="#">12316</a> , <a href="#">845</a> , <a href="#">865</a>
Nylon				Plain Bore	<a href="#">SCC-GR20S514-NYS-*</a>	<a href="#">716138</a> , <a href="#">342316</a> , <a href="#">13162316</a> , <a href="#">12316</a> , <a href="#">845</a> , <a href="#">865</a>
Phenolic				Roller Bearing	<a href="#">SCC-GR20S514-PHR-*</a>	<a href="#">716138</a> , <a href="#">342316</a> , <a href="#">13162316</a> , <a href="#">12316</a> , <a href="#">845</a> , <a href="#">865</a>
Phenolic				Plain Bore	<a href="#">SCC-GR20S514-PHS-*</a>	<a href="#">716138</a> , <a href="#">342316</a> , <a href="#">13162316</a> , <a href="#">12316</a> , <a href="#">845</a> , <a href="#">865</a>
High Temp Phenolic				Roller Bearing	<a href="#">SCC-GR20S514-PHRHT-*</a>	<a href="#">716138</a> , <a href="#">342316</a> , <a href="#">13162316</a> , <a href="#">12316</a> , <a href="#">845</a> , <a href="#">865</a>
High Temp Phenolic			Plain Bore	<a href="#">SCC-GR20S514-PHSHT-*</a>	<a href="#">716138</a> , <a href="#">342316</a> , <a href="#">13162316</a> , <a href="#">12316</a> , <a href="#">845</a> , <a href="#">865</a>	
Solid Polyurethane			Plain Bore	<a href="#">SCC-GR20S514-SPUS-*</a>	<a href="#">716138</a> , <a href="#">342316</a> , <a href="#">13162316</a> , <a href="#">12316</a> , <a href="#">845</a> , <a href="#">865</a>	
Semi Steel			Plain Bore	<a href="#">SCC-GR20S514-SSS-*</a>	<a href="#">716138</a> , <a href="#">342316</a> , <a href="#">13162316</a> , <a href="#">12316</a> , <a href="#">845</a> , <a href="#">865</a>	
Polyurethane			350 lbs.	Ball Bearing	<a href="#">SCC-GR20S514-PPUB-*</a>	<a href="#">716138</a> , <a href="#">342316</a> , <a href="#">13162316</a> , <a href="#">12316</a> , <a href="#">845</a> , <a href="#">865</a>
HT Glass Filled Nylon			Plain Bore	<a href="#">SCC-GR20S514-GFNSHT-*</a>	<a href="#">716138</a> , <a href="#">342316</a> , <a href="#">13162316</a> , <a href="#">12316</a> , <a href="#">845</a> , <a href="#">865</a>	
1-1/2"		Semi Steel	300 lbs.	Roller Bearing	<a href="#">SCC-GR20S515-SSR-*</a>	<a href="#">716138</a> , <a href="#">342316</a> , <a href="#">13162316</a> , <a href="#">12316</a> , <a href="#">845</a> , <a href="#">865</a>
6"		1-1/4"	Thermoplastic Rubber	300 lbs.	Ball Bearing	<a href="#">SCC-GR20S614-TPRB-*</a>
	Polyurethane		350 lbs.	Ball Bearing	<a href="#">SCC-GR20S614-PPUB-*</a>	<a href="#">716138</a> , <a href="#">342316</a> , <a href="#">13162316</a> , <a href="#">12316</a> , <a href="#">845</a> , <a href="#">865</a>
	1-1/2"	Phenolic	300 lbs.	Plain Bore	<a href="#">SCC-GR20S615-PHS-*</a>	<a href="#">716138</a> , <a href="#">342316</a> , <a href="#">13162316</a> , <a href="#">12316</a> , <a href="#">845</a> , <a href="#">865</a>
		Phenolic		Roller Bearing	<a href="#">SCC-GR20S615-PHR-*</a>	<a href="#">716138</a> , <a href="#">342316</a> , <a href="#">13162316</a> , <a href="#">12316</a> , <a href="#">845</a> , <a href="#">865</a>
		High Temp Phenolic		Plain Bore	<a href="#">SCC-GR20S615-PHSHT-*</a>	<a href="#">716138</a> , <a href="#">342316</a> , <a href="#">13162316</a> , <a href="#">12316</a> , <a href="#">845</a> , <a href="#">865</a>
		High Temp Phenolic		Roller Bearing	<a href="#">SCC-GR20S615-PHRHT-*</a>	<a href="#">716138</a> , <a href="#">342316</a> , <a href="#">13162316</a> , <a href="#">12316</a> , <a href="#">845</a> , <a href="#">865</a>





## GRIP RING CASTERS with Top Lock Brakes

Mounting Size	Mounting Size	Wheel Diameter	Overall Height	Swivel Radius	Approximate Weight
.845" x 2-3/16" (845)	7/16" x 1-3/8" (716138)	3"	4-1/8"	2-15/16"	1.45
.865" x 2-3/16" (865)	3/4" x 2-3/16" (342316)	3-1/2"	4-5/8"	3-3/16"	1.6
	13/16" x 2-3/16" (1316)	4"	5-1/8"	3-1/2"	1.7
	1" x 2-3/16" (12316)	5"	6-1/8"	4"	2
		6"	7-1/8"	4-9/16"	2.95

Wheel Dia	Tread Width	Wheel Type	Load Capacity	Bearing Type	Swivel Caster	Stem Code (Grip Ring Stem)
3"	1-1/4"	Soft Rubber	210 lbs.	Plain Bore	<a href="#">SCC-GR20S314-SRS-TLB*</a>	<a href="#">716138</a> , <a href="#">342316</a> , <a href="#">13162316</a> , <a href="#">12316</a> , <a href="#">845</a> , <a href="#">865</a>
		Thermoplastic Rubber	210 lbs.	Ball Bearing	<a href="#">SCC-GR20S314-TPRB-TLB*</a>	<a href="#">716138</a> , <a href="#">342316</a> , <a href="#">13162316</a> , <a href="#">12316</a> , <a href="#">845</a> , <a href="#">865</a>
		Hard Rubber	275 lbs	Plain Bore	<a href="#">SCC-GR20S314-HRS-TLB*</a>	<a href="#">716138</a> , <a href="#">342316</a> , <a href="#">13162316</a> , <a href="#">12316</a> , <a href="#">845</a> , <a href="#">865</a>
		Nylon	300 lbs.	Plain Bore	<a href="#">SCC-GR20S314-NYS-TLB*</a>	<a href="#">716138</a> , <a href="#">342316</a> , <a href="#">13162316</a> , <a href="#">12316</a> , <a href="#">845</a> , <a href="#">865</a>
		Phenolic		Roller Bearing	<a href="#">SCC-GR20S314-PHR-TLB*</a>	<a href="#">716138</a> , <a href="#">342316</a> , <a href="#">13162316</a> , <a href="#">12316</a> , <a href="#">845</a> , <a href="#">865</a>
		High Temp Phenolic		Roller Bearing	<a href="#">SCC-GR20S314-PHRHT-TLB*</a>	<a href="#">716138</a> , <a href="#">342316</a> , <a href="#">13162316</a> , <a href="#">12316</a> , <a href="#">845</a> , <a href="#">865</a>
		Phenolic		Plain Bore	<a href="#">SCC-GR20S314-PHS-TLB*</a>	<a href="#">716138</a> , <a href="#">342316</a> , <a href="#">13162316</a> , <a href="#">12316</a> , <a href="#">845</a> , <a href="#">865</a>
		High Temp Phenolic		Plain Bore	<a href="#">SCC-GR20S314-PHSHT-TLB*</a>	<a href="#">716138</a> , <a href="#">342316</a> , <a href="#">13162316</a> , <a href="#">12316</a> , <a href="#">845</a> , <a href="#">865</a>
		Polyurethane		Ball Bearing	<a href="#">SCC-GR20S314-PPUB-TLB*</a>	<a href="#">716138</a> , <a href="#">342316</a> , <a href="#">13162316</a> , <a href="#">12316</a> , <a href="#">845</a> , <a href="#">865</a>
		Solid Polyurethane		Plain Bore	<a href="#">SCC-GR20S314-SPUS-TLB*</a>	<a href="#">716138</a> , <a href="#">342316</a> , <a href="#">13162316</a> , <a href="#">12316</a> , <a href="#">845</a> , <a href="#">865</a>
		Semi Steel	Plain Bore	<a href="#">SCC-GR20S314-SSS-TLB*</a>	<a href="#">716138</a> , <a href="#">342316</a> , <a href="#">13162316</a> , <a href="#">12316</a> , <a href="#">845</a> , <a href="#">865</a>	
	HT Glass Filled Nylon	350 lbs.	Plain Bore	<a href="#">SCC-GR20S314-GFNSHT-TLB*</a>	<a href="#">716138</a> , <a href="#">342316</a> , <a href="#">13162316</a> , <a href="#">12316</a> , <a href="#">845</a> , <a href="#">865</a>	
	1-1/2"	Semi Steel	300 lbs.	Roller Bearing	<a href="#">SCC-GR20S315-SSR-TLB*</a>	<a href="#">716138</a> , <a href="#">342316</a> , <a href="#">13162316</a> , <a href="#">12316</a> , <a href="#">845</a> , <a href="#">865</a>
	3-1/2"	1-1/4"	Soft Rubber	200 lbs.	Plain Bore	<a href="#">SCC-GR20S3514-SRS-TLB*</a>
Thermoplastic Rubber			230 lbs.	Ball Bearing	<a href="#">SCC-GR20S3514-TPRB-TLB*</a>	<a href="#">716138</a> , <a href="#">342316</a> , <a href="#">13162316</a> , <a href="#">12316</a> , <a href="#">845</a> , <a href="#">865</a>
Hard Rubber			285 lbs.	Plain Bore	<a href="#">SCC-GR20S3514-HRS-TLB*</a>	<a href="#">716138</a> , <a href="#">342316</a> , <a href="#">13162316</a> , <a href="#">12316</a> , <a href="#">845</a> , <a href="#">865</a>
Phenolic			300 lbs.	Roller Bearing	<a href="#">SCC-GR20S3514-PHR-TLB*</a>	<a href="#">716138</a> , <a href="#">342316</a> , <a href="#">13162316</a> , <a href="#">12316</a> , <a href="#">845</a> , <a href="#">865</a>
Phenolic				Plain Bore	<a href="#">SCC-GR20S3514-PHS-TLB*</a>	<a href="#">716138</a> , <a href="#">342316</a> , <a href="#">13162316</a> , <a href="#">12316</a> , <a href="#">845</a> , <a href="#">865</a>
Polyurethane				Ball Bearing	<a href="#">SCC-GR20S3514-PPUB-TLB*</a>	<a href="#">716138</a> , <a href="#">342316</a> , <a href="#">13162316</a> , <a href="#">12316</a> , <a href="#">845</a> , <a href="#">865</a>
Solid Polyurethane			Plain Bore	<a href="#">SCC-GR20S3514-SPUS-TLB*</a>	<a href="#">716138</a> , <a href="#">342316</a> , <a href="#">13162316</a> , <a href="#">12316</a> , <a href="#">845</a> , <a href="#">865</a>	
HT Glass Filled Nylon	350 lbs.	Plain Bore	<a href="#">SCC-GR20S3514-GFNSHT-TLB*</a>	<a href="#">716138</a> , <a href="#">342316</a> , <a href="#">13162316</a> , <a href="#">12316</a> , <a href="#">845</a> , <a href="#">865</a>		
4"	1-1/4"	Soft Rubber	200 lbs.	Plain Bore	<a href="#">SCC-GR20S414-SRS-TLB*</a>	<a href="#">716138</a> , <a href="#">342316</a> , <a href="#">13162316</a> , <a href="#">12316</a> , <a href="#">845</a> , <a href="#">865</a>
		Thermoplastic Rubber	250 lbs.	Ball Bearing	<a href="#">SCC-GR20S414-TPRB-TLB*</a>	<a href="#">716138</a> , <a href="#">342316</a> , <a href="#">13162316</a> , <a href="#">12316</a> , <a href="#">845</a> , <a href="#">865</a>
		Hard Rubber	300 lbs.	Plain Bore	<a href="#">SCC-GR20S414-HRS-TLB*</a>	<a href="#">716138</a> , <a href="#">342316</a> , <a href="#">13162316</a> , <a href="#">12316</a> , <a href="#">845</a> , <a href="#">865</a>
		Nylon		Plain Bore	<a href="#">SCC-GR20S414-NYS-TLB*</a>	<a href="#">716138</a> , <a href="#">342316</a> , <a href="#">13162316</a> , <a href="#">12316</a> , <a href="#">845</a> , <a href="#">865</a>
		Phenolic		Roller Bearing	<a href="#">SCC-GR20S414-PHR-TLB*</a>	<a href="#">716138</a> , <a href="#">342316</a> , <a href="#">13162316</a> , <a href="#">12316</a> , <a href="#">845</a> , <a href="#">865</a>
		Phenolic		Plain Bore	<a href="#">SCC-GR20S414-PHS-TLB*</a>	<a href="#">716138</a> , <a href="#">342316</a> , <a href="#">13162316</a> , <a href="#">12316</a> , <a href="#">845</a> , <a href="#">865</a>
		High Temp Phenolic		Roller Bearing	<a href="#">SCC-GR20S414-PHRHT-TLB*</a>	<a href="#">716138</a> , <a href="#">342316</a> , <a href="#">13162316</a> , <a href="#">12316</a> , <a href="#">845</a> , <a href="#">865</a>
		Solid Polyurethane		Plain Bore	<a href="#">SCC-GR20S414-SPUS-TLB*</a>	<a href="#">716138</a> , <a href="#">342316</a> , <a href="#">13162316</a> , <a href="#">12316</a> , <a href="#">845</a> , <a href="#">865</a>
		Semi Steel		Plain Bore	<a href="#">SCC-GR20S414-SSS-TLB*</a>	<a href="#">716138</a> , <a href="#">342316</a> , <a href="#">13162316</a> , <a href="#">12316</a> , <a href="#">845</a> , <a href="#">865</a>
		High Temp Phenolic	Plain Bore	<a href="#">SCC-GR20S414-PHSHT-TLB*</a>	<a href="#">716138</a> , <a href="#">342316</a> , <a href="#">13162316</a> , <a href="#">12316</a> , <a href="#">845</a> , <a href="#">865</a>	
		Polyurethane	350 lbs.	Ball Bearing	<a href="#">SCC-GR20S414-PPUB-TLB*</a>	<a href="#">716138</a> , <a href="#">342316</a> , <a href="#">13162316</a> , <a href="#">12316</a> , <a href="#">845</a> , <a href="#">865</a>
	HT Glass Filled Nylon	Plain Bore	<a href="#">SCC-GR20S414-GFNSHT-TLB*</a>	<a href="#">716138</a> , <a href="#">342316</a> , <a href="#">13162316</a> , <a href="#">12316</a> , <a href="#">845</a> , <a href="#">865</a>		
	1-1/2"	Semi Steel	300 lbs.	Roller Bearing	<a href="#">SCC-GR20S415-SSR-TLB*</a>	<a href="#">716138</a> , <a href="#">342316</a> , <a href="#">13162316</a> , <a href="#">12316</a> , <a href="#">845</a> , <a href="#">865</a>
	5"	1-1/4"	Soft Rubber	275 lbs.	Plain Bore	<a href="#">SCC-GR20S514-SRS-TLB*</a>
Thermoplastic Rubber			300 lbs.	Ball Bearing	<a href="#">SCC-GR20S514-TPRB-TLB*</a>	<a href="#">716138</a> , <a href="#">342316</a> , <a href="#">13162316</a> , <a href="#">12316</a> , <a href="#">845</a> , <a href="#">865</a>
Hard Rubber				Plain Bore	<a href="#">SCC-GR20S514-HRS-TLB*</a>	<a href="#">716138</a> , <a href="#">342316</a> , <a href="#">13162316</a> , <a href="#">12316</a> , <a href="#">845</a> , <a href="#">865</a>
Nylon				Plain Bore	<a href="#">SCC-GR20S514-NYS-TLB*</a>	<a href="#">716138</a> , <a href="#">342316</a> , <a href="#">13162316</a> , <a href="#">12316</a> , <a href="#">845</a> , <a href="#">865</a>
Phenolic				Roller Bearing	<a href="#">SCC-GR20S514-PHR-TLB*</a>	<a href="#">716138</a> , <a href="#">342316</a> , <a href="#">13162316</a> , <a href="#">12316</a> , <a href="#">845</a> , <a href="#">865</a>
Phenolic				Plain Bore	<a href="#">SCC-GR20S514-PHS-TLB*</a>	<a href="#">716138</a> , <a href="#">342316</a> , <a href="#">13162316</a> , <a href="#">12316</a> , <a href="#">845</a> , <a href="#">865</a>
High Temp Phenolic				Roller Bearing	<a href="#">SCC-GR20S514-PHRHT-TLB*</a>	<a href="#">716138</a> , <a href="#">342316</a> , <a href="#">13162316</a> , <a href="#">12316</a> , <a href="#">845</a> , <a href="#">865</a>
High Temp Phenolic				Plain Bore	<a href="#">SCC-GR20S514-PHSHT-TLB*</a>	<a href="#">716138</a> , <a href="#">342316</a> , <a href="#">13162316</a> , <a href="#">12316</a> , <a href="#">845</a> , <a href="#">865</a>
Solid Polyurethane			Plain Bore	<a href="#">SCC-GR20S514-SPUS-TLB*</a>	<a href="#">716138</a> , <a href="#">342316</a> , <a href="#">13162316</a> , <a href="#">12316</a> , <a href="#">845</a> , <a href="#">865</a>	
Semi Steel			Plain Bore	<a href="#">SCC-GR20S514-SSS-TLB*</a>	<a href="#">716138</a> , <a href="#">342316</a> , <a href="#">13162316</a> , <a href="#">12316</a> , <a href="#">845</a> , <a href="#">865</a>	
Polyurethane			350 lbs.	Ball Bearing	<a href="#">SCC-GR20S514-PPUB-TLB*</a>	<a href="#">716138</a> , <a href="#">342316</a> , <a href="#">13162316</a> , <a href="#">12316</a> , <a href="#">845</a> , <a href="#">865</a>
HT Glass Filled Nylon		Plain Bore	<a href="#">SCC-GR20S514-GFNSHT-TLB*</a>	<a href="#">716138</a> , <a href="#">342316</a> , <a href="#">13162316</a> , <a href="#">12316</a> , <a href="#">845</a> , <a href="#">865</a>		
1-1/2"		Semi Steel	300 lbs.	Roller Bearing	<a href="#">SCC-GR20S515-SSR-TLB*</a>	<a href="#">716138</a> , <a href="#">342316</a> , <a href="#">13162316</a> , <a href="#">12316</a> , <a href="#">845</a> , <a href="#">865</a>
6"		1-1/4"	Thermoplastic Rubber	300 lbs.	Ball Bearing	<a href="#">SCC-GR20S614-TPRB-TLB*</a>
	Polyurethane		350 lbs.	Ball Bearing	<a href="#">SCC-GR20S614-PPUB-TLB*</a>	<a href="#">716138</a> , <a href="#">342316</a> , <a href="#">13162316</a> , <a href="#">12316</a> , <a href="#">845</a> , <a href="#">865</a>
	1-1/2"	Phenolic	300 lbs.	Plain Bore	<a href="#">SCC-GR20S615-PHS-TLB*</a>	<a href="#">716138</a> , <a href="#">342316</a> , <a href="#">13162316</a> , <a href="#">12316</a> , <a href="#">845</a> , <a href="#">865</a>
		Phenolic		Roller Bearing	<a href="#">SCC-GR20S615-PHR-TLB*</a>	<a href="#">716138</a> , <a href="#">342316</a> , <a href="#">13162316</a> , <a href="#">12316</a> , <a href="#">845</a> , <a href="#">865</a>
		High Temp Phenolic		Plain Bore	<a href="#">SCC-GR20S615-PHSHT-TLB*</a>	<a href="#">716138</a> , <a href="#">342316</a> , <a href="#">13162316</a> , <a href="#">12316</a> , <a href="#">845</a> , <a href="#">865</a>
		High Temp Phenolic		Roller Bearing	<a href="#">SCC-GR20S615-PHRHT-TLB*</a>	<a href="#">716138</a> , <a href="#">342316</a> , <a href="#">13162316</a> , <a href="#">12316</a> , <a href="#">845</a> , <a href="#">865</a>



## GRIP RING CASTERS *with Posi Lock Brakes*

Mounting Size	Mounting Size	Wheel Diameter	Overall Height	Swivel Radius	Approximate Weight
.845" x 2-3/16" (845)	7/16" x 1-3/8" (716138)	3"	4-1/8"	2-15/16"	1.45
.865" x 2-3/16" (865)	3/4" x 2-3/16" (342316)	3-1/2"	4-5/8"	3-3/16"	1.6
	13/16" x 2-3/16" (1316)	4"	5-1/8"	3-1/2"	1.7
	1" x 2-3/16" (12316)	5"	6-1/8"	4"	2
		6"	7-1/8"	4-9/16"	2.95

Wheel Dia	Tread Width	Wheel Type	Load Capacity	Bearing Type	Swivel Caster	Stem Code (Grip Ring Stem)
3"	1-1/4"	Soft Rubber	210 lbs.	Plain Bore	<a href="#">SCC-GR20S314-SRS-PLB*</a>	<a href="#">716138</a> , <a href="#">342316</a> , <a href="#">13162316</a> , <a href="#">12316</a> , <a href="#">845</a> , <a href="#">865</a>
		Thermoplastic Rubber	210 lbs.	Ball Bearing	<a href="#">SCC-GR20S314-TPRB-PLB*</a>	<a href="#">716138</a> , <a href="#">342316</a> , <a href="#">13162316</a> , <a href="#">12316</a> , <a href="#">845</a> , <a href="#">865</a>
		Hard Rubber	275 lbs	Plain Bore	<a href="#">SCC-GR20S314-HRS-PLB*</a>	<a href="#">716138</a> , <a href="#">342316</a> , <a href="#">13162316</a> , <a href="#">12316</a> , <a href="#">845</a> , <a href="#">865</a>
		Nylon	300 lbs.	Plain Bore	<a href="#">SCC-GR20S314-NYS-PLB*</a>	<a href="#">716138</a> , <a href="#">342316</a> , <a href="#">13162316</a> , <a href="#">12316</a> , <a href="#">845</a> , <a href="#">865</a>
		Phenolic		Roller Bearing	<a href="#">SCC-GR20S314-PHR-PLB*</a>	<a href="#">716138</a> , <a href="#">342316</a> , <a href="#">13162316</a> , <a href="#">12316</a> , <a href="#">845</a> , <a href="#">865</a>
		High Temp Phenolic		Roller Bearing	<a href="#">SCC-GR20S314-PHRHT-PLB*</a>	<a href="#">716138</a> , <a href="#">342316</a> , <a href="#">13162316</a> , <a href="#">12316</a> , <a href="#">845</a> , <a href="#">865</a>
		Phenolic		Plain Bore	<a href="#">SCC-GR20S314-PHS-PLB*</a>	<a href="#">716138</a> , <a href="#">342316</a> , <a href="#">13162316</a> , <a href="#">12316</a> , <a href="#">845</a> , <a href="#">865</a>
		High Temp Phenolic		Plain Bore	<a href="#">SCC-GR20S314-PHSHT-PLB*</a>	<a href="#">716138</a> , <a href="#">342316</a> , <a href="#">13162316</a> , <a href="#">12316</a> , <a href="#">845</a> , <a href="#">865</a>
		Polyurethane		Ball Bearing	<a href="#">SCC-GR20S314-PPUB-PLB*</a>	<a href="#">716138</a> , <a href="#">342316</a> , <a href="#">13162316</a> , <a href="#">12316</a> , <a href="#">845</a> , <a href="#">865</a>
		Solid Polyurethane	Plain Bore	<a href="#">SCC-GR20S314-SPUS-PLB*</a>	<a href="#">716138</a> , <a href="#">342316</a> , <a href="#">13162316</a> , <a href="#">12316</a> , <a href="#">845</a> , <a href="#">865</a>	
		Semi Steel	Plain Bore	<a href="#">SCC-GR20S314-SSS-PLB*</a>	<a href="#">716138</a> , <a href="#">342316</a> , <a href="#">13162316</a> , <a href="#">12316</a> , <a href="#">845</a> , <a href="#">865</a>	
		HT Glass Filled Nylon	350 lbs.	Plain Bore	<a href="#">SCC-GR20S314-GFNSHT-PLB*</a>	<a href="#">716138</a> , <a href="#">342316</a> , <a href="#">13162316</a> , <a href="#">12316</a> , <a href="#">845</a> , <a href="#">865</a>
	1-1/2"	Semi Steel	300 lbs.	Roller Bearing	<a href="#">SCC-GR20S315-SSR-PLB*</a>	<a href="#">716138</a> , <a href="#">342316</a> , <a href="#">13162316</a> , <a href="#">12316</a> , <a href="#">845</a> , <a href="#">865</a>
	3-1/2"	1-1/4"	Soft Rubber	200 lbs.	Plain Bore	<a href="#">SCC-GR20S3514-SRS-PLB*</a>
Thermoplastic Rubber			230 lbs.	Ball Bearing	<a href="#">SCC-GR20S3514-TPRB-PLB*</a>	<a href="#">716138</a> , <a href="#">342316</a> , <a href="#">13162316</a> , <a href="#">12316</a> , <a href="#">845</a> , <a href="#">865</a>
Hard Rubber			285 lbs.	Plain Bore	<a href="#">SCC-GR20S3514-HRS-PLB*</a>	<a href="#">716138</a> , <a href="#">342316</a> , <a href="#">13162316</a> , <a href="#">12316</a> , <a href="#">845</a> , <a href="#">865</a>
Phenolic			300 lbs.	Roller Bearing	<a href="#">SCC-GR20S3514-PHR-PLB*</a>	<a href="#">716138</a> , <a href="#">342316</a> , <a href="#">13162316</a> , <a href="#">12316</a> , <a href="#">845</a> , <a href="#">865</a>
Phenolic				Plain Bore	<a href="#">SCC-GR20S3514-PHS-PLB*</a>	<a href="#">716138</a> , <a href="#">342316</a> , <a href="#">13162316</a> , <a href="#">12316</a> , <a href="#">845</a> , <a href="#">865</a>
Polyurethane				Ball Bearing	<a href="#">SCC-GR20S3514-PPUB-PLB*</a>	<a href="#">716138</a> , <a href="#">342316</a> , <a href="#">13162316</a> , <a href="#">12316</a> , <a href="#">845</a> , <a href="#">865</a>
Solid Polyurethane				Plain Bore	<a href="#">SCC-GR20S3514-SPUS-PLB*</a>	<a href="#">716138</a> , <a href="#">342316</a> , <a href="#">13162316</a> , <a href="#">12316</a> , <a href="#">845</a> , <a href="#">865</a>
HT Glass Filled Nylon			350 lbs.	Plain Bore	<a href="#">SCC-GR20S3514-GFNSHT-PLB*</a>	<a href="#">716138</a> , <a href="#">342316</a> , <a href="#">13162316</a> , <a href="#">12316</a> , <a href="#">845</a> , <a href="#">865</a>
4"	1-1/4"	Soft Rubber	200 lbs.	Plain Bore	<a href="#">SCC-GR20S414-SRS-PLB*</a>	<a href="#">716138</a> , <a href="#">342316</a> , <a href="#">13162316</a> , <a href="#">12316</a> , <a href="#">845</a> , <a href="#">865</a>
		Thermoplastic Rubber	250 lbs.	Ball Bearing	<a href="#">SCC-GR20S414-TPRB-PLB*</a>	<a href="#">716138</a> , <a href="#">342316</a> , <a href="#">13162316</a> , <a href="#">12316</a> , <a href="#">845</a> , <a href="#">865</a>
		Hard Rubber	300 lbs.	Plain Bore	<a href="#">SCC-GR20S414-HRS-PLB*</a>	<a href="#">716138</a> , <a href="#">342316</a> , <a href="#">13162316</a> , <a href="#">12316</a> , <a href="#">845</a> , <a href="#">865</a>
		Nylon		Plain Bore	<a href="#">SCC-GR20S414-NYS-PLB*</a>	<a href="#">716138</a> , <a href="#">342316</a> , <a href="#">13162316</a> , <a href="#">12316</a> , <a href="#">845</a> , <a href="#">865</a>
		Phenolic		Roller Bearing	<a href="#">SCC-GR20S414-PHR-PLB*</a>	<a href="#">716138</a> , <a href="#">342316</a> , <a href="#">13162316</a> , <a href="#">12316</a> , <a href="#">845</a> , <a href="#">865</a>
		Phenolic		Plain Bore	<a href="#">SCC-GR20S414-PHS-PLB*</a>	<a href="#">716138</a> , <a href="#">342316</a> , <a href="#">13162316</a> , <a href="#">12316</a> , <a href="#">845</a> , <a href="#">865</a>
		High Temp Phenolic		Roller Bearing	<a href="#">SCC-GR20S414-PHRHT-PLB*</a>	<a href="#">716138</a> , <a href="#">342316</a> , <a href="#">13162316</a> , <a href="#">12316</a> , <a href="#">845</a> , <a href="#">865</a>
		Solid Polyurethane		Plain Bore	<a href="#">SCC-GR20S414-SPUS-PLB*</a>	<a href="#">716138</a> , <a href="#">342316</a> , <a href="#">13162316</a> , <a href="#">12316</a> , <a href="#">845</a> , <a href="#">865</a>
		Semi Steel	Plain Bore	<a href="#">SCC-GR20S414-SSS-PLB*</a>	<a href="#">716138</a> , <a href="#">342316</a> , <a href="#">13162316</a> , <a href="#">12316</a> , <a href="#">845</a> , <a href="#">865</a>	
		High Temp Phenolic	Plain Bore	<a href="#">SCC-GR20S414-PHSHT-PLB*</a>	<a href="#">716138</a> , <a href="#">342316</a> , <a href="#">13162316</a> , <a href="#">12316</a> , <a href="#">845</a> , <a href="#">865</a>	
		Polyurethane	350 lbs.	Ball Bearing	<a href="#">SCC-GR20S414-PPUB-PLB*</a>	<a href="#">716138</a> , <a href="#">342316</a> , <a href="#">13162316</a> , <a href="#">12316</a> , <a href="#">845</a> , <a href="#">865</a>
		HT Glass Filled Nylon	Plain Bore	<a href="#">SCC-GR20S414-GFNSHT-PLB*</a>	<a href="#">716138</a> , <a href="#">342316</a> , <a href="#">13162316</a> , <a href="#">12316</a> , <a href="#">845</a> , <a href="#">865</a>	
	1-1/2"	Semi Steel	300 lbs.	Roller Bearing	<a href="#">SCC-GR20S415-SSR-PLB*</a>	<a href="#">716138</a> , <a href="#">342316</a> , <a href="#">13162316</a> , <a href="#">12316</a> , <a href="#">845</a> , <a href="#">865</a>
	5"	1-1/4"	Soft Rubber	275 lbs.	Plain Bore	<a href="#">SCC-GR20S514-SRS-PLB*</a>
Thermoplastic Rubber			300 lbs.	Ball Bearing	<a href="#">SCC-GR20S514-TPRB-PLB*</a>	<a href="#">716138</a> , <a href="#">342316</a> , <a href="#">13162316</a> , <a href="#">12316</a> , <a href="#">845</a> , <a href="#">865</a>
Hard Rubber				Plain Bore	<a href="#">SCC-GR20S514-HRS-PLB*</a>	<a href="#">716138</a> , <a href="#">342316</a> , <a href="#">13162316</a> , <a href="#">12316</a> , <a href="#">845</a> , <a href="#">865</a>
Nylon				Plain Bore	<a href="#">SCC-GR20S514-NYS-PLB*</a>	<a href="#">716138</a> , <a href="#">342316</a> , <a href="#">13162316</a> , <a href="#">12316</a> , <a href="#">845</a> , <a href="#">865</a>
Phenolic				Roller Bearing	<a href="#">SCC-GR20S514-PHR-PLB*</a>	<a href="#">716138</a> , <a href="#">342316</a> , <a href="#">13162316</a> , <a href="#">12316</a> , <a href="#">845</a> , <a href="#">865</a>
Phenolic				Plain Bore	<a href="#">SCC-GR20S514-PHS-PLB*</a>	<a href="#">716138</a> , <a href="#">342316</a> , <a href="#">13162316</a> , <a href="#">12316</a> , <a href="#">845</a> , <a href="#">865</a>
High Temp Phenolic				Roller Bearing	<a href="#">SCC-GR20S514-PHRHT-PLB*</a>	<a href="#">716138</a> , <a href="#">342316</a> , <a href="#">13162316</a> , <a href="#">12316</a> , <a href="#">845</a> , <a href="#">865</a>
High Temp Phenolic			Plain Bore	<a href="#">SCC-GR20S514-PHSHT-PLB*</a>	<a href="#">716138</a> , <a href="#">342316</a> , <a href="#">13162316</a> , <a href="#">12316</a> , <a href="#">845</a> , <a href="#">865</a>	
Solid Polyurethane			Plain Bore	<a href="#">SCC-GR20S514-SPUS-PLB*</a>	<a href="#">716138</a> , <a href="#">342316</a> , <a href="#">13162316</a> , <a href="#">12316</a> , <a href="#">845</a> , <a href="#">865</a>	
Semi Steel			Plain Bore	<a href="#">SCC-GR20S514-SSS-PLB*</a>	<a href="#">716138</a> , <a href="#">342316</a> , <a href="#">13162316</a> , <a href="#">12316</a> , <a href="#">845</a> , <a href="#">865</a>	
Polyurethane			Ball Bearing	<a href="#">SCC-GR20S514-PPUB-PLB*</a>	<a href="#">716138</a> , <a href="#">342316</a> , <a href="#">13162316</a> , <a href="#">12316</a> , <a href="#">845</a> , <a href="#">865</a>	
HT Glass Filled Nylon			350 lbs.	Plain Bore	<a href="#">SCC-GR20S514-GFNSHT-PLB*</a>	<a href="#">716138</a> , <a href="#">342316</a> , <a href="#">13162316</a> , <a href="#">12316</a> , <a href="#">845</a> , <a href="#">865</a>
1-1/2"		Semi Steel	300 lbs.	Roller Bearing	<a href="#">SCC-GR20S515-SSR-PLB*</a>	<a href="#">716138</a> , <a href="#">342316</a> , <a href="#">13162316</a> , <a href="#">12316</a> , <a href="#">845</a> , <a href="#">865</a>
6"		1-1/4"	Thermoplastic Rubber	300 lbs.	Ball Bearing	<a href="#">SCC-GR20S614-TPRB-PLB*</a>
	Polyurethane		350 lbs.	Ball Bearing	<a href="#">SCC-GR20S614-PPUB-PLB*</a>	<a href="#">716138</a> , <a href="#">342316</a> , <a href="#">13162316</a> , <a href="#">12316</a> , <a href="#">845</a> , <a href="#">865</a>
	1-1/2"	Phenolic	300 lbs.	Plain Bore	<a href="#">SCC-GR20S615-PHS-PLB*</a>	<a href="#">716138</a> , <a href="#">342316</a> , <a href="#">13162316</a> , <a href="#">12316</a> , <a href="#">845</a> , <a href="#">865</a>
		Phenolic		Roller Bearing	<a href="#">SCC-GR20S615-PHR-PLB*</a>	<a href="#">716138</a> , <a href="#">342316</a> , <a href="#">13162316</a> , <a href="#">12316</a> , <a href="#">845</a> , <a href="#">865</a>
		High Temp Phenolic		Plain Bore	<a href="#">SCC-GR20S615-PHSHT-PLB*</a>	<a href="#">716138</a> , <a href="#">342316</a> , <a href="#">13162316</a> , <a href="#">12316</a> , <a href="#">845</a> , <a href="#">865</a>
		High Temp Phenolic		Roller Bearing	<a href="#">SCC-GR20S615-PHRHT-PLB*</a>	<a href="#">716138</a> , <a href="#">342316</a> , <a href="#">13162316</a> , <a href="#">12316</a> , <a href="#">845</a> , <a href="#">865</a>





## GRIP RING CASTERS *with Total Lock Brakes*

Mounting Size	Mounting Size	Wheel Diameter	Overall Height	Swivel Radius	Approximate Weight
.845" x 2-3/16" (845)	7/16" x 1-3/8" (716138)	3"	4-1/8"	2-15/16"	1.45
.865" x 2-3/16" (865)	3/4" x 2-3/16" (342316)	3-1/2"	4-5/8"	3-3/16"	1.6
	13/16" x 2-3/16" (1316)	4"	5-1/8"	3-1/2"	1.7
	1" x 2-3/16" (12316)	5"	6-1/8"	4"	2
		6"	7-1/8"	4-9/16"	2.95

Wheel Dia	Tread Width	Wheel Type	Load Capacity	Bearing Type	Swivel Caster	Stem Code (Grip Ring Stem)
3"	1-1/4"	Soft Rubber	210 lbs.	Plain Bore	<a href="#">SCC-GRITL20S314-SRS-*</a>	<a href="#">716138</a> , <a href="#">342316</a> , <a href="#">13162316</a> , <a href="#">12316</a> , <a href="#">845</a> , <a href="#">865</a>
		Thermoplastic Rubber	210 lbs.	Ball Bearing	<a href="#">SCC-GRITL20S314-TPRB-*</a>	<a href="#">716138</a> , <a href="#">342316</a> , <a href="#">13162316</a> , <a href="#">12316</a> , <a href="#">845</a> , <a href="#">865</a>
		Hard Rubber	275 lbs	Plain Bore	<a href="#">SCC-GRITL20S314-HRS-*</a>	<a href="#">716138</a> , <a href="#">342316</a> , <a href="#">13162316</a> , <a href="#">12316</a> , <a href="#">845</a> , <a href="#">865</a>
		Nylon	300 lbs.	Plain Bore	<a href="#">SCC-GRITL20S314-NYS-*</a>	<a href="#">716138</a> , <a href="#">342316</a> , <a href="#">13162316</a> , <a href="#">12316</a> , <a href="#">845</a> , <a href="#">865</a>
		Phenolic		Roller Bearing	<a href="#">SCC-GRITL20S314-PHR-*</a>	<a href="#">716138</a> , <a href="#">342316</a> , <a href="#">13162316</a> , <a href="#">12316</a> , <a href="#">845</a> , <a href="#">865</a>
		High Temp Phenolic		Roller Bearing	<a href="#">SCC-GRITL20S314-PHRHT-*</a>	<a href="#">716138</a> , <a href="#">342316</a> , <a href="#">13162316</a> , <a href="#">12316</a> , <a href="#">845</a> , <a href="#">865</a>
		Phenolic		Plain Bore	<a href="#">SCC-GRITL20S314-PHS-*</a>	<a href="#">716138</a> , <a href="#">342316</a> , <a href="#">13162316</a> , <a href="#">12316</a> , <a href="#">845</a> , <a href="#">865</a>
		High Temp Phenolic		Plain Bore	<a href="#">SCC-GRITL20S314-PHSHT-*</a>	<a href="#">716138</a> , <a href="#">342316</a> , <a href="#">13162316</a> , <a href="#">12316</a> , <a href="#">845</a> , <a href="#">865</a>
		Polyurethane		Ball Bearing	<a href="#">SCC-GRITL20S314-PPUB-*</a>	<a href="#">716138</a> , <a href="#">342316</a> , <a href="#">13162316</a> , <a href="#">12316</a> , <a href="#">845</a> , <a href="#">865</a>
		Solid Polyurethane	Plain Bore	<a href="#">SCC-GRITL20S314-SPUS-*</a>	<a href="#">716138</a> , <a href="#">342316</a> , <a href="#">13162316</a> , <a href="#">12316</a> , <a href="#">845</a> , <a href="#">865</a>	
		Semi Steel	Plain Bore	<a href="#">SCC-GRITL20S314-SSS-*</a>	<a href="#">716138</a> , <a href="#">342316</a> , <a href="#">13162316</a> , <a href="#">12316</a> , <a href="#">845</a> , <a href="#">865</a>	
		HT Glass Filled Nylon	350 lbs.	Plain Bore	<a href="#">SCC-GRITL20S314-GFNSHT-*</a>	<a href="#">716138</a> , <a href="#">342316</a> , <a href="#">13162316</a> , <a href="#">12316</a> , <a href="#">845</a> , <a href="#">865</a>
	1-1/2"	Semi Steel	300 lbs.	Roller Bearing	<a href="#">SCC-GRITL20S315-SSR-*</a>	<a href="#">716138</a> , <a href="#">342316</a> , <a href="#">13162316</a> , <a href="#">12316</a> , <a href="#">845</a> , <a href="#">865</a>
	3-1/2"	1-1/4"	Soft Rubber	200 lbs.	Plain Bore	<a href="#">SCC-GRITL20S3514-SRS-*</a>
Thermoplastic Rubber			230 lbs.	Ball Bearing	<a href="#">SCC-GRITL20S3514-TPRB-*</a>	<a href="#">716138</a> , <a href="#">342316</a> , <a href="#">13162316</a> , <a href="#">12316</a> , <a href="#">845</a> , <a href="#">865</a>
Hard Rubber			285 lbs.	Plain Bore	<a href="#">SCC-GRITL20S3514-HRS-*</a>	<a href="#">716138</a> , <a href="#">342316</a> , <a href="#">13162316</a> , <a href="#">12316</a> , <a href="#">845</a> , <a href="#">865</a>
Phenolic			300 lbs.	Roller Bearing	<a href="#">SCC-GRITL20S3514-PHR-*</a>	<a href="#">716138</a> , <a href="#">342316</a> , <a href="#">13162316</a> , <a href="#">12316</a> , <a href="#">845</a> , <a href="#">865</a>
Phenolic				Plain Bore	<a href="#">SCC-GRITL20S3514-PHS-*</a>	<a href="#">716138</a> , <a href="#">342316</a> , <a href="#">13162316</a> , <a href="#">12316</a> , <a href="#">845</a> , <a href="#">865</a>
Polyurethane				Ball Bearing	<a href="#">SCC-GRITL20S3514-PPUB-*</a>	<a href="#">716138</a> , <a href="#">342316</a> , <a href="#">13162316</a> , <a href="#">12316</a> , <a href="#">845</a> , <a href="#">865</a>
Solid Polyurethane				Plain Bore	<a href="#">SCC-GRITL20S3514-SPUS-*</a>	<a href="#">716138</a> , <a href="#">342316</a> , <a href="#">13162316</a> , <a href="#">12316</a> , <a href="#">845</a> , <a href="#">865</a>
HT Glass Filled Nylon			350 lbs.	Plain Bore	<a href="#">SCC-GRITL20S3514-GFNSHT-*</a>	<a href="#">716138</a> , <a href="#">342316</a> , <a href="#">13162316</a> , <a href="#">12316</a> , <a href="#">845</a> , <a href="#">865</a>
4"	1-1/4"	Soft Rubber	200 lbs.	Plain Bore	<a href="#">SCC-GRITL20S414-SRS-*</a>	<a href="#">716138</a> , <a href="#">342316</a> , <a href="#">13162316</a> , <a href="#">12316</a> , <a href="#">845</a> , <a href="#">865</a>
		Thermoplastic Rubber	250 lbs.	Ball Bearing	<a href="#">SCC-GRITL20S414-TPRB-*</a>	<a href="#">716138</a> , <a href="#">342316</a> , <a href="#">13162316</a> , <a href="#">12316</a> , <a href="#">845</a> , <a href="#">865</a>
		Hard Rubber	300 lbs.	Plain Bore	<a href="#">SCC-GRITL20S414-HRS-*</a>	<a href="#">716138</a> , <a href="#">342316</a> , <a href="#">13162316</a> , <a href="#">12316</a> , <a href="#">845</a> , <a href="#">865</a>
		Nylon		Plain Bore	<a href="#">SCC-GRITL20S414-NYS-*</a>	<a href="#">716138</a> , <a href="#">342316</a> , <a href="#">13162316</a> , <a href="#">12316</a> , <a href="#">845</a> , <a href="#">865</a>
		Phenolic		Roller Bearing	<a href="#">SCC-GRITL20S414-PHR-*</a>	<a href="#">716138</a> , <a href="#">342316</a> , <a href="#">13162316</a> , <a href="#">12316</a> , <a href="#">845</a> , <a href="#">865</a>
		Phenolic		Plain Bore	<a href="#">SCC-GRITL20S414-PHS-*</a>	<a href="#">716138</a> , <a href="#">342316</a> , <a href="#">13162316</a> , <a href="#">12316</a> , <a href="#">845</a> , <a href="#">865</a>
		High Temp Phenolic		Roller Bearing	<a href="#">SCC-GRITL20S414-PHRHT-*</a>	<a href="#">716138</a> , <a href="#">342316</a> , <a href="#">13162316</a> , <a href="#">12316</a> , <a href="#">845</a> , <a href="#">865</a>
		Solid Polyurethane		Plain Bore	<a href="#">SCC-GRITL20S414-SPUS-*</a>	<a href="#">716138</a> , <a href="#">342316</a> , <a href="#">13162316</a> , <a href="#">12316</a> , <a href="#">845</a> , <a href="#">865</a>
		Semi Steel	Plain Bore	<a href="#">SCC-GRITL20S414-SSS-*</a>	<a href="#">716138</a> , <a href="#">342316</a> , <a href="#">13162316</a> , <a href="#">12316</a> , <a href="#">845</a> , <a href="#">865</a>	
		High Temp Phenolic	Plain Bore	<a href="#">SCC-GRITL20S414-PHSHT-*</a>	<a href="#">716138</a> , <a href="#">342316</a> , <a href="#">13162316</a> , <a href="#">12316</a> , <a href="#">845</a> , <a href="#">865</a>	
		Polyurethane	350 lbs.	Ball Bearing	<a href="#">SCC-GRITL20S414-PPUB-*</a>	<a href="#">716138</a> , <a href="#">342316</a> , <a href="#">13162316</a> , <a href="#">12316</a> , <a href="#">845</a> , <a href="#">865</a>
		HT Glass Filled Nylon	Plain Bore	<a href="#">SCC-GRITL20S414-GFNSHT-*</a>	<a href="#">716138</a> , <a href="#">342316</a> , <a href="#">13162316</a> , <a href="#">12316</a> , <a href="#">845</a> , <a href="#">865</a>	
	1-1/2"	Semi Steel	300 lbs.	Roller Bearing	<a href="#">SCC-GRITL20S415-SSR-*</a>	<a href="#">716138</a> , <a href="#">342316</a> , <a href="#">13162316</a> , <a href="#">12316</a> , <a href="#">845</a> , <a href="#">865</a>
	5"	1-1/4"	Soft Rubber	275 lbs.	Plain Bore	<a href="#">SCC-GRITL20S514-SRS-*</a>
Thermoplastic Rubber			300 lbs.	Ball Bearing	<a href="#">SCC-GRITL20S514-TPRB-*</a>	<a href="#">716138</a> , <a href="#">342316</a> , <a href="#">13162316</a> , <a href="#">12316</a> , <a href="#">845</a> , <a href="#">865</a>
Hard Rubber				Plain Bore	<a href="#">SCC-GRITL20S514-HRS-*</a>	<a href="#">716138</a> , <a href="#">342316</a> , <a href="#">13162316</a> , <a href="#">12316</a> , <a href="#">845</a> , <a href="#">865</a>
Nylon				Plain Bore	<a href="#">SCC-GRITL20S514-NYS-*</a>	<a href="#">716138</a> , <a href="#">342316</a> , <a href="#">13162316</a> , <a href="#">12316</a> , <a href="#">845</a> , <a href="#">865</a>
Phenolic				Roller Bearing	<a href="#">SCC-GRITL20S514-PHR-*</a>	<a href="#">716138</a> , <a href="#">342316</a> , <a href="#">13162316</a> , <a href="#">12316</a> , <a href="#">845</a> , <a href="#">865</a>
Phenolic				Plain Bore	<a href="#">SCC-GRITL20S514-PHS-*</a>	<a href="#">716138</a> , <a href="#">342316</a> , <a href="#">13162316</a> , <a href="#">12316</a> , <a href="#">845</a> , <a href="#">865</a>
High Temp Phenolic				Roller Bearing	<a href="#">SCC-GRITL20S514-PHRHT-*</a>	<a href="#">716138</a> , <a href="#">342316</a> , <a href="#">13162316</a> , <a href="#">12316</a> , <a href="#">845</a> , <a href="#">865</a>
High Temp Phenolic			Plain Bore	<a href="#">SCC-GRITL20S514-PHSHT-*</a>	<a href="#">716138</a> , <a href="#">342316</a> , <a href="#">13162316</a> , <a href="#">12316</a> , <a href="#">845</a> , <a href="#">865</a>	
Solid Polyurethane			Plain Bore	<a href="#">SCC-GRITL20S514-SPUS-*</a>	<a href="#">716138</a> , <a href="#">342316</a> , <a href="#">13162316</a> , <a href="#">12316</a> , <a href="#">845</a> , <a href="#">865</a>	
Semi Steel			Plain Bore	<a href="#">SCC-GRITL20S514-SSS-*</a>	<a href="#">716138</a> , <a href="#">342316</a> , <a href="#">13162316</a> , <a href="#">12316</a> , <a href="#">845</a> , <a href="#">865</a>	
Polyurethane			Ball Bearing	<a href="#">SCC-GRITL20S514-PPUB-*</a>	<a href="#">716138</a> , <a href="#">342316</a> , <a href="#">13162316</a> , <a href="#">12316</a> , <a href="#">845</a> , <a href="#">865</a>	
HT Glass Filled Nylon			350 lbs.	Plain Bore	<a href="#">SCC-GRITL20S514-GFNSHT-*</a>	<a href="#">716138</a> , <a href="#">342316</a> , <a href="#">13162316</a> , <a href="#">12316</a> , <a href="#">845</a> , <a href="#">865</a>
1-1/2"		Semi Steel	300 lbs.	Roller Bearing	<a href="#">SCC-GRITL20S515-SSR-*</a>	<a href="#">716138</a> , <a href="#">342316</a> , <a href="#">13162316</a> , <a href="#">12316</a> , <a href="#">845</a> , <a href="#">865</a>
6"		1-1/4"	Thermoplastic Rubber	300 lbs.	Ball Bearing	<a href="#">SCC-GRITL20S614-TPRB-*</a>
	Polyurethane		350 lbs.	Ball Bearing	<a href="#">SCC-GRITL20S614-PPUB-*</a>	<a href="#">716138</a> , <a href="#">342316</a> , <a href="#">13162316</a> , <a href="#">12316</a> , <a href="#">845</a> , <a href="#">865</a>
	1-1/2"	Phenolic	300 lbs.	Plain Bore	<a href="#">SCC-GRITL20S615-PHS-*</a>	<a href="#">716138</a> , <a href="#">342316</a> , <a href="#">13162316</a> , <a href="#">12316</a> , <a href="#">845</a> , <a href="#">865</a>
		Phenolic		Roller Bearing	<a href="#">SCC-GRITL20S615-PHR-*</a>	<a href="#">716138</a> , <a href="#">342316</a> , <a href="#">13162316</a> , <a href="#">12316</a> , <a href="#">845</a> , <a href="#">865</a>
		High Temp Phenolic		Plain Bore	<a href="#">SCC-GRITL20S615-PHSHT-*</a>	<a href="#">716138</a> , <a href="#">342316</a> , <a href="#">13162316</a> , <a href="#">12316</a> , <a href="#">845</a> , <a href="#">865</a>
		High Temp Phenolic		Roller Bearing	<a href="#">SCC-GRITL20S615-PHRHT-*</a>	<a href="#">716138</a> , <a href="#">342316</a> , <a href="#">13162316</a> , <a href="#">12316</a> , <a href="#">845</a> , <a href="#">865</a>

### Medium Duty Casters

#### Series #20 Square Stem Casters

Our 20 series square stem caster offers versatile and durable mobility for various applications, ensuring stability and ease of use.

#### Applications

- Racks
- Storage Bins
- Displays
- Food service operations
- Utility Carts
- Medical Carts



#### Features

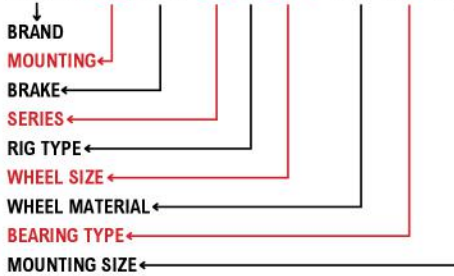
- Heat treated double ball bearing raceways for durability
- Available in Stainless Steel
- Versatile design suitable for various applications
- Ideal for light duty industrial use

#20 Series

Our part numbers are adaptable to suit your requirements. The diagram above serves as a reference to assist you in understanding the breakdown. If you require any help, please don't hesitate to contact our [customer service](#) team.

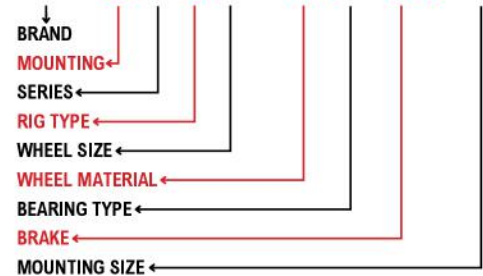
5" Swivel Square Stem Caster with Total Lock

**SCC-SQTTL20S514-PPUB-34**



3" Swivel Square Stem Caster with Top Lock Brake

**SCC-SQ20S314-TPRB-TLB-78**

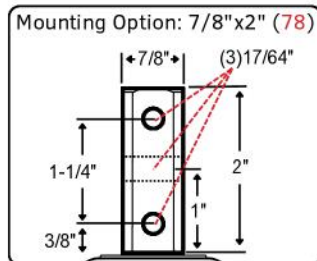
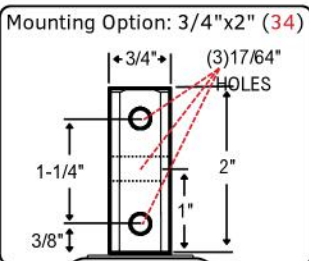


### Service Caster Chart Guide

### Build You Caster

Discover more fastening sizes and wheel options if you can't find what you need. And remember, we're always here to [help!](#)

Brand	Series	Mounting	Rig Type	Mounting Size	Bearing Type	Brake	Wheel Size	Wheel Material
Service Caster	20	Square (SQ)	Swivel (S)	3/4" x 2" (34)	Ball Bearing (B)	Top Lock (TLB)	2-1/2" x 1-1/4" (2514)	Soft Rubber (SR)
			Rigid (R)	7/8" x 2" (78)	Plain Bore (S)	Posi Lock (PLB)	3-1/2" x 1-1/4" (3514)	Thermo Plastic Rubber (TPR)
					Delrin Bearing (D)	Total Lock (TTL)	3" x 1-1/4" (314)	Polyurethane (PPU)
					Roller Bearing (R)	Directional Lock (DL)	4" x 1-1/4" (414)	Phenolic (PH)
							5" x 1-1/4" (514)	Solid Polyurethane (SPU)
							6" x 1-1/4" (614)	Hard Rubber (HR)
								Glass Filled Nylon (GFN)
								Rubber on Aluminum (RA)
								Semi Steel (SS)
								Nylon (NY)
								Polyolefin (PO)
								High Temp (HT)



If you still require assistance, feel free to [reach out](#).

#### Wheel Tread







# SQUARE STEM CASTERS

Mounting Size
3/4" x 2" Square with 3 mounting holes 17/64" diameter (34)
7/8" x 2" Square with 3 mounting holes 17/64" diameter (78)

Wheel Diameter	Overall Height	Swivel Radius	Approximate Weight
3"	4-1/8"	2-15/16"	1.45
3-1/2"	4-5/8"	3-3/16"	1.6
4"	5-1/8"	3-1/2"	1.7
5"	6-1/8"	4"	2
6"	7-1/8"	4-9/16"	2.95

Wheel Dia	Tread Width	Wheel Type	Load Capacity	Bearing Type	Swivel Caster	Stem Code (Grip Ring Stem)
3"	1-1/4"	Soft Rubber	210 lbs.	Plain Bore	<a href="#">SCC-SQ20S314-SRS-*</a>	<a href="#">34, 78</a>
		Thermoplastic Rubber	210 lbs.	Ball Bearing	<a href="#">SCC-SQ20S314-TPRB-*</a>	<a href="#">34, 78</a>
		Hard Rubber	275 lbs	Plain Bore	<a href="#">SCC-SQ20S314-HRS-*</a>	<a href="#">34, 78</a>
		Nylon	300 lbs.	Plain Bore	<a href="#">SCC-SQ20S314-NYS-*</a>	<a href="#">34, 78</a>
		Phenolic		Roller Bearing	<a href="#">SCC-SQ20S314-PHR-*</a>	<a href="#">34, 78</a>
		High Temp Phenolic		Roller Bearing	<a href="#">SCC-SQ20S314-PHRHT-*</a>	<a href="#">34, 78</a>
		Phenolic		Plain Bore	<a href="#">SCC-SQ20S314-PHS-*</a>	<a href="#">34, 78</a>
		High Temp Phenolic		Plain Bore	<a href="#">SCC-SQ20S314-PHSHT-*</a>	<a href="#">34, 78</a>
		Polyurethane		Ball Bearing	<a href="#">SCC-SQ20S314-PPUB-*</a>	<a href="#">34, 78</a>
		Solid Polyurethane	Plain Bore	<a href="#">SCC-SQ20S314-SPUS-*</a>	<a href="#">34, 78</a>	
		Semi Steel	Plain Bore	<a href="#">SCC-SQ20S314-SSS-*</a>	<a href="#">34, 78</a>	
		HT Glass Filled Nylon	350 lbs.	Plain Bore	<a href="#">SCC-SQ20S314-GFNSHT-*</a>	<a href="#">34, 78</a>
	1-1/2"	Semi Steel	300 lbs.	Roller Bearing	<a href="#">SCC-SQ20S315-SSR-*</a>	<a href="#">34, 78</a>
	3-1/2"	1-1/4"	Soft Rubber	200 lbs.	Plain Bore	<a href="#">SCC-SQ20S3514-SRS-*</a>
Thermoplastic Rubber			230 lbs.	Ball Bearing	<a href="#">SCC-SQ20S3514-TPRB-*</a>	<a href="#">34, 78</a>
Hard Rubber			285 lbs.	Plain Bore	<a href="#">SCC-SQ20S3514-HRS-*</a>	<a href="#">34, 78</a>
Phenolic			300 lbs.	Roller Bearing	<a href="#">SCC-SQ20S3514-PHR-*</a>	<a href="#">34, 78</a>
Phenolic				Plain Bore	<a href="#">SCC-SQ20S3514-PHS-*</a>	<a href="#">34, 78</a>
Polyurethane				Ball Bearing	<a href="#">SCC-SQ20S3514-PPUB-*</a>	<a href="#">34, 78</a>
Solid Polyurethane			Plain Bore	<a href="#">SCC-SQ20S3514-SPUS-*</a>	<a href="#">34, 78</a>	
HT Glass Filled Nylon	350 lbs.	Plain Bore	<a href="#">SCC-SQ20S3514-GFNSHT-*</a>	<a href="#">34, 78</a>		
4"	1-1/4"	Soft Rubber	200 lbs.	Plain Bore	<a href="#">SCC-SQ20S414-SRS-*</a>	<a href="#">34, 78</a>
		Thermoplastic Rubber	250 lbs.	Ball Bearing	<a href="#">SCC-SQ20S414-TPRB-*</a>	<a href="#">34, 78</a>
		Hard Rubber	300 lbs.	Plain Bore	<a href="#">SCC-SQ20S414-HRS-*</a>	<a href="#">34, 78</a>
		Nylon		Plain Bore	<a href="#">SCC-SQ20S414-NYS-*</a>	<a href="#">34, 78</a>
		Phenolic		Roller Bearing	<a href="#">SCC-SQ20S414-PHR-*</a>	<a href="#">34, 78</a>
		Phenolic		Plain Bore	<a href="#">SCC-SQ20S414-PHS-*</a>	<a href="#">34, 78</a>
		High Temp Phenolic		Roller Bearing	<a href="#">SCC-SQ20S414-PHRHT-*</a>	<a href="#">34, 78</a>
		Solid Polyurethane		Plain Bore	<a href="#">SCC-SQ20S414-SPUS-*</a>	<a href="#">34, 78</a>
		Semi Steel	Plain Bore	<a href="#">SCC-SQ20S414-SSS-*</a>	<a href="#">34, 78</a>	
		High Temp Phenolic	Plain Bore	<a href="#">SCC-SQ20S414-PHSHT-*</a>	<a href="#">34, 78</a>	
	Polyurethane	350 lbs.	Ball Bearing	<a href="#">SCC-SQ20S414-PPUB-*</a>	<a href="#">34, 78</a>	
	HT Glass Filled Nylon	Plain Bore	<a href="#">SCC-SQ20S414-GFNSHT-*</a>	<a href="#">34, 78</a>		
	1-1/2"	Semi Steel	300 lbs.	Roller Bearing	<a href="#">SCC-SQ20S415-SSR-*</a>	<a href="#">34, 78</a>
5"	1-1/4"	Soft Rubber	275 lbs.	Plain Bore	<a href="#">SCC-SQ20S514-SRS-*</a>	<a href="#">34, 78</a>
		Thermoplastic Rubber	300 lbs.	Ball Bearing	<a href="#">SCC-SQ20S514-TPRB-*</a>	<a href="#">34, 78</a>
		Hard Rubber		Plain Bore	<a href="#">SCC-SQ20S514-HRS-*</a>	<a href="#">34, 78</a>
		Nylon		Plain Bore	<a href="#">SCC-SQ20S514-NYS-*</a>	<a href="#">34, 78</a>
		Phenolic		Roller Bearing	<a href="#">SCC-SQ20S514-PHR-*</a>	<a href="#">34, 78</a>
		Phenolic		Plain Bore	<a href="#">SCC-SQ20S514-PHS-*</a>	<a href="#">34, 78</a>
		High Temp Phenolic		Roller Bearing	<a href="#">SCC-SQ20S514-PHRHT-*</a>	<a href="#">34, 78</a>
		High Temp Phenolic	Plain Bore	<a href="#">SCC-SQ20S514-PHSHT-*</a>	<a href="#">34, 78</a>	
		Solid Polyurethane	Plain Bore	<a href="#">SCC-SQ20S514-SPUS-*</a>	<a href="#">34, 78</a>	
		Semi Steel	Plain Bore	<a href="#">SCC-SQ20S514-SSS-*</a>	<a href="#">34, 78</a>	
		Polyurethane	Ball Bearing	<a href="#">SCC-SQ20S514-PPUB-*</a>	<a href="#">34, 78</a>	
		HT Glass Filled Nylon	350 lbs.	Plain Bore	<a href="#">SCC-SQ20S514-GFNSHT-*</a>	<a href="#">34, 78</a>
	1-1/2"	Semi Steel	300 lbs.	Roller Bearing	<a href="#">SCC-SQ20S515-SSR-*</a>	<a href="#">34, 78</a>
6"	1-1/4"	Thermoplastic Rubber	300 lbs.	Ball Bearing	<a href="#">SCC-SQ20S614-TPRB-*</a>	<a href="#">34, 78</a>
		Polyurethane	350 lbs.	Ball Bearing	<a href="#">SCC-SQ20S614-PPUB-*</a>	<a href="#">34, 78</a>
	1-1/2"	Phenolic	300 lbs.	Plain Bore	<a href="#">SCC-SQ20S615-PHS-*</a>	<a href="#">34, 78</a>
		Phenolic		Roller Bearing	<a href="#">SCC-SQ20S615-PHR-*</a>	<a href="#">34, 78</a>
		High Temp Phenolic		Plain Bore	<a href="#">SCC-SQ20S615-PHSHT-*</a>	<a href="#">34, 78</a>
		High Temp Phenolic		Roller Bearing	<a href="#">SCC-SQ20S615-PHRHT-*</a>	<a href="#">34, 78</a>



Mounting Size
3/4" x 2" Square with 3 mounting holes 17/64" diameter (34)
7/8" x 2" Square with 3 mounting holes 17/64" diameter (78)

Wheel Diameter	Overall Height	Swivel Radius	Approximate Weight
3"	4-1/8"	2-15/16"	1.45
3-1/2"	4-5/8"	3-3/16"	1.6
4"	5-1/8"	3-1/2"	1.7
5"	6-1/8"	4"	2
6"	7-1/8"	4-9/16"	2.95

## SQUARE STEM CASTERS *with Top Lock Brakes*

Wheel Dia	Tread Width	Wheel Type	Load Capacity	Bearing Type	Swivel Caster	Stem Code (Grip Ring Stem)
3"	1-1/4"	Soft Rubber	210 lbs.	Plain Bore	<a href="#">SCC-SQ20S314-SRS-TLB*</a>	<a href="#">34, 78</a>
		Thermoplastic Rubber	210 lbs.	Ball Bearing	<a href="#">SCC-SQ20S314-TPRB-TLB*</a>	<a href="#">34, 78</a>
		Hard Rubber	275 lbs	Plain Bore	<a href="#">SCC-SQ20S314-HRS-TLB*</a>	<a href="#">34, 78</a>
		Nylon	300 lbs.	Plain Bore	<a href="#">SCC-SQ20S314-NYS-TLB*</a>	<a href="#">34, 78</a>
		Phenolic		Roller Bearing	<a href="#">SCC-SQ20S314-PHR-TLB*</a>	<a href="#">34, 78</a>
		High Temp Phenolic		Roller Bearing	<a href="#">SCC-SQ20S314-PHRHT-TLB*</a>	<a href="#">34, 78</a>
		Phenolic		Plain Bore	<a href="#">SCC-SQ20S314-PHS-TLB*</a>	<a href="#">34, 78</a>
		High Temp Phenolic		Plain Bore	<a href="#">SCC-SQ20S314-PHSHT-TLB*</a>	<a href="#">34, 78</a>
		Polyurethane		Ball Bearing	<a href="#">SCC-SQ20S314-PPUB-TLB*</a>	<a href="#">34, 78</a>
		Solid Polyurethane	Plain Bore	<a href="#">SCC-SQ20S314-SPUS-TLB*</a>	<a href="#">34, 78</a>	
		Semi Steel	Plain Bore	<a href="#">SCC-SQ20S314-SSS-TLB*</a>	<a href="#">34, 78</a>	
	HT Glass Filled Nylon	350 lbs.	Plain Bore	<a href="#">SCC-SQ20S314-GFNSHT-TLB*</a>	<a href="#">34, 78</a>	
	1-1/2"	Semi Steel	300 lbs.	Roller Bearing	<a href="#">SCC-SQ20S315-SSR-TLB*</a>	<a href="#">34, 78</a>
	3-1/2"	1-1/4"	Soft Rubber	200 lbs.	Plain Bore	<a href="#">SCC-SQ20S3514-SRS-TLB*</a>
Thermoplastic Rubber			230 lbs.	Ball Bearing	<a href="#">SCC-SQ20S3514-TPRB-TLB*</a>	<a href="#">34, 78</a>
Hard Rubber			285 lbs.	Plain Bore	<a href="#">SCC-SQ20S3514-HRS-TLB*</a>	<a href="#">34, 78</a>
Phenolic			300 lbs.	Roller Bearing	<a href="#">SCC-SQ20S3514-PHR-TLB*</a>	<a href="#">34, 78</a>
Phenolic				Plain Bore	<a href="#">SCC-SQ20S3514-PHS-TLB*</a>	<a href="#">34, 78</a>
Polyurethane				Ball Bearing	<a href="#">SCC-SQ20S3514-PPUB-TLB*</a>	<a href="#">34, 78</a>
Solid Polyurethane				Plain Bore	<a href="#">SCC-SQ20S3514-SPUS-TLB*</a>	<a href="#">34, 78</a>
HT Glass Filled Nylon			350 lbs.	Plain Bore	<a href="#">SCC-SQ20S3514-GFNSHT-TLB*</a>	<a href="#">34, 78</a>
4"	1-1/4"	Soft Rubber	200 lbs.	Plain Bore	<a href="#">SCC-SQ20S414-SRS-TLB*</a>	<a href="#">34, 78</a>
		Thermoplastic Rubber	250 lbs.	Ball Bearing	<a href="#">SCC-SQ20S414-TPRB-TLB*</a>	<a href="#">34, 78</a>
		Hard Rubber	300 lbs.	Plain Bore	<a href="#">SCC-SQ20S414-HRS-TLB*</a>	<a href="#">34, 78</a>
		Nylon		Plain Bore	<a href="#">SCC-SQ20S414-NYS-TLB*</a>	<a href="#">34, 78</a>
		Phenolic		Roller Bearing	<a href="#">SCC-SQ20S414-PHR-TLB*</a>	<a href="#">34, 78</a>
		Phenolic		Plain Bore	<a href="#">SCC-SQ20S414-PHS-TLB*</a>	<a href="#">34, 78</a>
		High Temp Phenolic		Roller Bearing	<a href="#">SCC-SQ20S414-PHRHT-TLB*</a>	<a href="#">34, 78</a>
		Solid Polyurethane		Plain Bore	<a href="#">SCC-SQ20S414-SPUS-TLB*</a>	<a href="#">34, 78</a>
		Semi Steel	Plain Bore	<a href="#">SCC-SQ20S414-SSS-TLB*</a>	<a href="#">34, 78</a>	
		High Temp Phenolic	Plain Bore	<a href="#">SCC-SQ20S414-PHSHT-TLB*</a>	<a href="#">34, 78</a>	
		Polyurethane	350 lbs.	Ball Bearing	<a href="#">SCC-SQ20S414-PPUB-TLB*</a>	<a href="#">34, 78</a>
	HT Glass Filled Nylon	Plain Bore	<a href="#">SCC-SQ20S414-GFNSHT-TLB*</a>	<a href="#">34, 78</a>		
	1-1/2"	Semi Steel	300 lbs.	Roller Bearing	<a href="#">SCC-SQ20S415-SSR-TLB*</a>	<a href="#">34, 78</a>
	5"	1-1/4"	Soft Rubber	275 lbs.	Plain Bore	<a href="#">SCC-SQ20S514-SRS-TLB*</a>
Thermoplastic Rubber			300 lbs.	Ball Bearing	<a href="#">SCC-SQ20S514-TPRB-TLB*</a>	<a href="#">34, 78</a>
Hard Rubber				Plain Bore	<a href="#">SCC-SQ20S514-HRS-TLB*</a>	<a href="#">34, 78</a>
Nylon				Plain Bore	<a href="#">SCC-SQ20S514-NYS-TLB*</a>	<a href="#">34, 78</a>
Phenolic				Roller Bearing	<a href="#">SCC-SQ20S514-PHR-TLB*</a>	<a href="#">34, 78</a>
Phenolic				Plain Bore	<a href="#">SCC-SQ20S514-PHS-TLB*</a>	<a href="#">34, 78</a>
High Temp Phenolic				Roller Bearing	<a href="#">SCC-SQ20S514-PHRHT-TLB*</a>	<a href="#">34, 78</a>
High Temp Phenolic			Plain Bore	<a href="#">SCC-SQ20S514-PHSHT-TLB*</a>	<a href="#">34, 78</a>	
Solid Polyurethane			Plain Bore	<a href="#">SCC-SQ20S514-SPUS-TLB*</a>	<a href="#">34, 78</a>	
Semi Steel			Plain Bore	<a href="#">SCC-SQ20S514-SSS-TLB*</a>	<a href="#">34, 78</a>	
Polyurethane			Ball Bearing	<a href="#">SCC-SQ20S514-PPUB-TLB*</a>	<a href="#">34, 78</a>	
HT Glass Filled Nylon		350 lbs.	Plain Bore	<a href="#">SCC-SQ20S514-GFNSHT-TLB*</a>	<a href="#">34, 78</a>	
1-1/2"		Semi Steel	300 lbs.	Roller Bearing	<a href="#">SCC-SQ20S515-SSR-TLB*</a>	<a href="#">34, 78</a>
6"		1-1/4"	Thermoplastic Rubber	300 lbs.	Ball Bearing	<a href="#">SCC-SQ20S614-TPRB-TLB*</a>
	Polyurethane		350 lbs.	Ball Bearing	<a href="#">SCC-SQ20S614-PPUB-TLB*</a>	<a href="#">34, 78</a>
	1-1/2"	Phenolic	300 lbs.	Plain Bore	<a href="#">SCC-SQ20S615-PHS-TLB*</a>	<a href="#">34, 78</a>
		Phenolic		Roller Bearing	<a href="#">SCC-SQ20S615-PHR-TLB*</a>	<a href="#">34, 78</a>
		High Temp Phenolic		Plain Bore	<a href="#">SCC-SQ20S615-PHSHT-TLB*</a>	<a href="#">34, 78</a>
		High Temp Phenolic		Roller Bearing	<a href="#">SCC-SQ20S615-PHRHT-TLB*</a>	<a href="#">34, 78</a>





## SQUARE STEM CASTERS *with Posi Lock Brakes*

Mounting Size
3/4" x 2" Square with 3 mounting holes 17/64" diameter (34)
7/8" x 2" Square with 3 mounting holes 17/64" diameter (78)

Wheel Diameter	Overall Height	Swivel Radius	Approximate Weight
3"	4-1/8"	2-15/16"	1.45
3-1/2"	4-5/8"	3-3/16"	1.6
4"	5-1/8"	3-1/2"	1.7
5"	6-1/8"	4"	2
6"	7-1/8"	4-9/16"	2.95

Wheel Dia	Tread Width	Wheel Type	Load Capacity	Bearing Type	Swivel Caster	Stem Code (Grip Ring Stem)
3"	1-1/4"	Soft Rubber	210 lbs.	Plain Bore	<a href="#">SCC-SQ20S314-SRS-PLB*</a>	<a href="#">34, 78</a>
		Thermoplastic Rubber	210 lbs.	Ball Bearing	<a href="#">SCC-SQ20S314-TPRB-PLB*</a>	<a href="#">34, 78</a>
		Hard Rubber	275 lbs	Plain Bore	<a href="#">SCC-SQ20S314-HRS-PLB*</a>	<a href="#">34, 78</a>
		Nylon	300 lbs.	Plain Bore	<a href="#">SCC-SQ20S314-NYS-PLB*</a>	<a href="#">34, 78</a>
		Phenolic		Roller Bearing	<a href="#">SCC-SQ20S314-PHR-PLB*</a>	<a href="#">34, 78</a>
		High Temp Phenolic		Roller Bearing	<a href="#">SCC-SQ20S314-PHRHT-PLB*</a>	<a href="#">34, 78</a>
		Phenolic		Plain Bore	<a href="#">SCC-SQ20S314-PHS-PLB*</a>	<a href="#">34, 78</a>
		High Temp Phenolic		Plain Bore	<a href="#">SCC-SQ20S314-PHSHT-PLB*</a>	<a href="#">34, 78</a>
		Polyurethane		Ball Bearing	<a href="#">SCC-SQ20S314-PPUB-PLB*</a>	<a href="#">34, 78</a>
		Solid Polyurethane	Plain Bore	<a href="#">SCC-SQ20S314-SPUS-PLB*</a>	<a href="#">34, 78</a>	
		Semi Steel	Plain Bore	<a href="#">SCC-SQ20S314-SSS-PLB*</a>	<a href="#">34, 78</a>	
	HT Glass Filled Nylon	350 lbs.	Plain Bore	<a href="#">SCC-SQ20S314-GFNSHT-PLB*</a>	<a href="#">34, 78</a>	
	1-1/2"	Semi Steel	300 lbs.	Roller Bearing	<a href="#">SCC-SQ20S315-SSR-PLB*</a>	<a href="#">34, 78</a>
	3-1/2"	1-1/4"	Soft Rubber	200 lbs.	Plain Bore	<a href="#">SCC-SQ20S3514-SRS-PLB*</a>
Thermoplastic Rubber			230 lbs.	Ball Bearing	<a href="#">SCC-SQ20S3514-TPRB-PLB*</a>	<a href="#">34, 78</a>
Hard Rubber			285 lbs.	Plain Bore	<a href="#">SCC-SQ20S3514-HRS-PLB*</a>	<a href="#">34, 78</a>
Phenolic			300 lbs.	Roller Bearing	<a href="#">SCC-SQ20S3514-PHR-PLB*</a>	<a href="#">34, 78</a>
Phenolic				Plain Bore	<a href="#">SCC-SQ20S3514-PHS-PLB*</a>	<a href="#">34, 78</a>
Polyurethane				Ball Bearing	<a href="#">SCC-SQ20S3514-PPUB-PLB*</a>	<a href="#">34, 78</a>
Solid Polyurethane				Plain Bore	<a href="#">SCC-SQ20S3514-SPUS-PLB*</a>	<a href="#">34, 78</a>
HT Glass Filled Nylon			350 lbs.	Plain Bore	<a href="#">SCC-SQ20S3514-GFNSHT-PLB*</a>	<a href="#">34, 78</a>
4"	1-1/4"	Soft Rubber	200 lbs.	Plain Bore	<a href="#">SCC-SQ20S414-SRS-PLB*</a>	<a href="#">34, 78</a>
		Thermoplastic Rubber	250 lbs.	Ball Bearing	<a href="#">SCC-SQ20S414-TPRB-PLB*</a>	<a href="#">34, 78</a>
		Hard Rubber	300 lbs.	Plain Bore	<a href="#">SCC-SQ20S414-HRS-PLB*</a>	<a href="#">34, 78</a>
		Nylon		Plain Bore	<a href="#">SCC-SQ20S414-NYS-PLB*</a>	<a href="#">34, 78</a>
		Phenolic		Roller Bearing	<a href="#">SCC-SQ20S414-PHR-PLB*</a>	<a href="#">34, 78</a>
		Phenolic		Plain Bore	<a href="#">SCC-SQ20S414-PHS-PLB*</a>	<a href="#">34, 78</a>
		High Temp Phenolic		Roller Bearing	<a href="#">SCC-SQ20S414-PHRHT-PLB*</a>	<a href="#">34, 78</a>
		Solid Polyurethane		Plain Bore	<a href="#">SCC-SQ20S414-SPUS-PLB*</a>	<a href="#">34, 78</a>
		Semi Steel	Plain Bore	<a href="#">SCC-SQ20S414-SSS-PLB*</a>	<a href="#">34, 78</a>	
		High Temp Phenolic	Plain Bore	<a href="#">SCC-SQ20S414-PHSHT-PLB*</a>	<a href="#">34, 78</a>	
		Polyurethane	350 lbs.	Ball Bearing	<a href="#">SCC-SQ20S414-PPUB-PLB*</a>	<a href="#">34, 78</a>
	HT Glass Filled Nylon	Plain Bore	<a href="#">SCC-SQ20S414-GFNSHT-PLB*</a>	<a href="#">34, 78</a>		
	1-1/2"	Semi Steel	300 lbs.	Roller Bearing	<a href="#">SCC-SQ20S415-SSR-PLB*</a>	<a href="#">34, 78</a>
	5"	1-1/4"	Soft Rubber	275 lbs.	Plain Bore	<a href="#">SCC-SQ20S514-SRS-PLB*</a>
Thermoplastic Rubber			300 lbs.	Ball Bearing	<a href="#">SCC-SQ20S514-TPRB-PLB*</a>	<a href="#">34, 78</a>
Hard Rubber				Plain Bore	<a href="#">SCC-SQ20S514-HRS-PLB*</a>	<a href="#">34, 78</a>
Nylon				Plain Bore	<a href="#">SCC-SQ20S514-NYS-PLB*</a>	<a href="#">34, 78</a>
Phenolic				Roller Bearing	<a href="#">SCC-SQ20S514-PHR-PLB*</a>	<a href="#">34, 78</a>
Phenolic				Plain Bore	<a href="#">SCC-SQ20S514-PHS-PLB*</a>	<a href="#">34, 78</a>
High Temp Phenolic				Roller Bearing	<a href="#">SCC-SQ20S514-PHRHT-PLB*</a>	<a href="#">34, 78</a>
High Temp Phenolic			Plain Bore	<a href="#">SCC-SQ20S514-PHSHT-PLB*</a>	<a href="#">34, 78</a>	
Solid Polyurethane			Plain Bore	<a href="#">SCC-SQ20S514-SPUS-PLB*</a>	<a href="#">34, 78</a>	
Semi Steel			Plain Bore	<a href="#">SCC-SQ20S514-SSS-PLB*</a>	<a href="#">34, 78</a>	
Polyurethane			Ball Bearing	<a href="#">SCC-SQ20S514-PPUB-PLB*</a>	<a href="#">34, 78</a>	
HT Glass Filled Nylon		350 lbs.	Plain Bore	<a href="#">SCC-SQ20S514-GFNSHT-PLB*</a>	<a href="#">34, 78</a>	
1-1/2"		Semi Steel	300 lbs.	Roller Bearing	<a href="#">SCC-SQ20S515-SSR-PLB*</a>	<a href="#">34, 78</a>
6"		1-1/4"	Thermoplastic Rubber	300 lbs.	Ball Bearing	<a href="#">SCC-SQ20S614-TPRB-PLB*</a>
	Polyurethane		350 lbs.	Ball Bearing	<a href="#">SCC-SQ20S614-PPUB-PLB*</a>	<a href="#">34, 78</a>
	1-1/2"	Phenolic	300 lbs.	Plain Bore	<a href="#">SCC-SQ20S615-PHS-PLB*</a>	<a href="#">34, 78</a>
		Phenolic		Roller Bearing	<a href="#">SCC-SQ20S615-PHR-PLB*</a>	<a href="#">34, 78</a>
		High Temp Phenolic		Plain Bore	<a href="#">SCC-SQ20S615-PHSHT-PLB*</a>	<a href="#">34, 78</a>
		High Temp Phenolic		Roller Bearing	<a href="#">SCC-SQ20S615-PHRHT-PLB*</a>	<a href="#">34, 78</a>



Mounting Size
3/4" x 2" Square with 3 mounting holes 17/64" diameter (34)
7/8" x 2" Square with 3 mounting holes 17/64" diameter (78)

Wheel Diameter	Overall Height	Swivel Radius	Approximate Weight
3"	4-1/8"	2-15/16"	1.45
3-1/2"	4-5/8"	3-3/16"	1.6
4"	5-1/8"	3-1/2"	1.7
5"	6-1/8"	4"	2
6"	7-1/8"	4-9/16"	2.95

## SQUARE STEM CASTERS *with Total Lock Brakes*

Wheel Dia	Tread Width	Wheel Type	Load Capacity	Bearing Type	Swivel Caster	Stem Code (Grip Ring Stem)
3"	1-1/4"	Soft Rubber	210 lbs.	Plain Bore	<a href="#">SCC-SQTTL20S314-SRS-*</a>	<a href="#">34, 78</a>
		Thermoplastic Rubber	210 lbs.	Ball Bearing	<a href="#">SCC-SQTTL20S314-TPRB-*</a>	<a href="#">34, 78</a>
		Hard Rubber	275 lbs.	Plain Bore	<a href="#">SCC-SQTTL20S314-HRS-*</a>	<a href="#">34, 78</a>
		Nylon	300 lbs.	Plain Bore	<a href="#">SCC-SQTTL20S314-NYS-*</a>	<a href="#">34, 78</a>
		Phenolic		Roller Bearing	<a href="#">SCC-SQTTL20S314-PHR-*</a>	<a href="#">34, 78</a>
		High Temp Phenolic		Roller Bearing	<a href="#">SCC-SQTTL20S314-PHRHT-*</a>	<a href="#">34, 78</a>
		Phenolic		Plain Bore	<a href="#">SCC-SQTTL20S314-PHS-*</a>	<a href="#">34, 78</a>
		High Temp Phenolic		Plain Bore	<a href="#">SCC-SQTTL20S314-PHSHT-*</a>	<a href="#">34, 78</a>
		Polyurethane		Ball Bearing	<a href="#">SCC-SQTTL20S314-PPUB-*</a>	<a href="#">34, 78</a>
		Solid Polyurethane	Plain Bore	<a href="#">SCC-SQTTL20S314-SPUS-*</a>	<a href="#">34, 78</a>	
		Semi Steel	Plain Bore	<a href="#">SCC-SQTTL20S314-SSS-*</a>	<a href="#">34, 78</a>	
	HT Glass Filled Nylon	350 lbs.	Plain Bore	<a href="#">SCC-SQTTL20S314-GFNSHT-*</a>	<a href="#">34, 78</a>	
	1-1/2"	Semi Steel	300 lbs.	Roller Bearing	<a href="#">SCC-SQTTL20S315-SSR-*</a>	<a href="#">34, 78</a>
	3-1/2"	1-1/4"	Soft Rubber	200 lbs.	Plain Bore	<a href="#">SCC-SQTTL20S3514-SRS-*</a>
Thermoplastic Rubber			230 lbs.	Ball Bearing	<a href="#">SCC-SQTTL20S3514-TPRB-*</a>	<a href="#">34, 78</a>
Hard Rubber			285 lbs.	Plain Bore	<a href="#">SCC-SQTTL20S3514-HRS-*</a>	<a href="#">34, 78</a>
Phenolic			300 lbs.	Roller Bearing	<a href="#">SCC-SQTTL20S3514-PHR-*</a>	<a href="#">34, 78</a>
Phenolic				Plain Bore	<a href="#">SCC-SQTTL20S3514-PHS-*</a>	<a href="#">34, 78</a>
Polyurethane				Ball Bearing	<a href="#">SCC-SQTTL20S3514-PPUB-*</a>	<a href="#">34, 78</a>
Solid Polyurethane				Plain Bore	<a href="#">SCC-SQTTL20S3514-SPUS-*</a>	<a href="#">34, 78</a>
HT Glass Filled Nylon			350 lbs.	Plain Bore	<a href="#">SCC-SQTTL20S3514-GFNSHT-*</a>	<a href="#">34, 78</a>
4"	1-1/4"	Soft Rubber	200 lbs.	Plain Bore	<a href="#">SCC-SQTTL20S414-SRS-*</a>	<a href="#">34, 78</a>
		Thermoplastic Rubber	250 lbs.	Ball Bearing	<a href="#">SCC-SQTTL20S414-TPRB-*</a>	<a href="#">34, 78</a>
		Hard Rubber	300 lbs.	Plain Bore	<a href="#">SCC-SQTTL20S414-HRS-*</a>	<a href="#">34, 78</a>
		Nylon		Plain Bore	<a href="#">SCC-SQTTL20S414-NYS-*</a>	<a href="#">34, 78</a>
		Phenolic		Roller Bearing	<a href="#">SCC-SQTTL20S414-PHR-*</a>	<a href="#">34, 78</a>
		Phenolic		Plain Bore	<a href="#">SCC-SQTTL20S414-PHS-*</a>	<a href="#">34, 78</a>
		High Temp Phenolic		Roller Bearing	<a href="#">SCC-SQTTL20S414-PHRHT-*</a>	<a href="#">34, 78</a>
		Solid Polyurethane		Plain Bore	<a href="#">SCC-SQTTL20S414-SPUS-*</a>	<a href="#">34, 78</a>
		Semi Steel	Plain Bore	<a href="#">SCC-SQTTL20S414-SSS-*</a>	<a href="#">34, 78</a>	
		High Temp Phenolic	Plain Bore	<a href="#">SCC-SQTTL20S414-PHSHT-*</a>	<a href="#">34, 78</a>	
		Polyurethane	350 lbs.	Ball Bearing	<a href="#">SCC-SQTTL20S414-PPUB-*</a>	<a href="#">34, 78</a>
	HT Glass Filled Nylon	Plain Bore	<a href="#">SCC-SQTTL20S414-GFNSHT-*</a>	<a href="#">34, 78</a>		
	1-1/2"	Semi Steel	300 lbs.	Roller Bearing	<a href="#">SCC-SQTTL20S415-SSR-*</a>	<a href="#">34, 78</a>
	5"	1-1/4"	Soft Rubber	275 lbs.	Plain Bore	<a href="#">SCC-SQTTL20S514-SRS-*</a>
Thermoplastic Rubber			300 lbs.	Ball Bearing	<a href="#">SCC-SQTTL20S514-TPRB-*</a>	<a href="#">34, 78</a>
Hard Rubber				Plain Bore	<a href="#">SCC-SQTTL20S514-HRS-*</a>	<a href="#">34, 78</a>
Nylon				Plain Bore	<a href="#">SCC-SQTTL20S514-NYS-*</a>	<a href="#">34, 78</a>
Phenolic				Roller Bearing	<a href="#">SCC-SQTTL20S514-PHR-*</a>	<a href="#">34, 78</a>
Phenolic				Plain Bore	<a href="#">SCC-SQTTL20S514-PHS-*</a>	<a href="#">34, 78</a>
High Temp Phenolic				Roller Bearing	<a href="#">SCC-SQTTL20S514-PHRHT-*</a>	<a href="#">34, 78</a>
High Temp Phenolic			Plain Bore	<a href="#">SCC-SQTTL20S514-PHSHT-*</a>	<a href="#">34, 78</a>	
Solid Polyurethane			Plain Bore	<a href="#">SCC-SQTTL20S514-SPUS-*</a>	<a href="#">34, 78</a>	
Semi Steel			Plain Bore	<a href="#">SCC-SQTTL20S514-SSS-*</a>	<a href="#">34, 78</a>	
Polyurethane			Ball Bearing	<a href="#">SCC-SQTTL20S514-PPUB-*</a>	<a href="#">34, 78</a>	
HT Glass Filled Nylon		350 lbs.	Plain Bore	<a href="#">SCC-SQTTL20S514-GFNSHT-*</a>	<a href="#">34, 78</a>	
1-1/2"		Semi Steel	300 lbs.	Roller Bearing	<a href="#">SCC-SQTTL20S515-SSR-*</a>	<a href="#">34, 78</a>
6"		1-1/4"	Thermoplastic Rubber	300 lbs.	Ball Bearing	<a href="#">SCC-SQTTL20S614-TPRB-*</a>
	Polyurethane		350 lbs.	Ball Bearing	<a href="#">SCC-SQTTL20S614-PPUB-*</a>	<a href="#">34, 78</a>
	1-1/2"	Phenolic	300 lbs.	Plain Bore	<a href="#">SCC-SQTTL20S615-PHS-*</a>	<a href="#">34, 78</a>
		Phenolic		Roller Bearing	<a href="#">SCC-SQTTL20S615-PHR-*</a>	<a href="#">34, 78</a>
		High Temp Phenolic		Plain Bore	<a href="#">SCC-SQTTL20S615-PHSHT-*</a>	<a href="#">34, 78</a>
		High Temp Phenolic		Roller Bearing	<a href="#">SCC-SQTTL20S615-PHRHT-*</a>	<a href="#">34, 78</a>



## Corrosion Resistant Casters

Series #20 Stainless Steel 304 Casters

Introducing Service Caster's #20 Series 304 stainless steel swivel casters with numerous wheels options. Ideal for various applications, these casters offer stability and durability in corrosive environments.

### Applications

- Healthcare
- Foodservice
- Laboratories
- Marine
- Pharmaceuticals
- Cleanrooms

### Features

- Withstands harsh, wet environments.
- Washable Caster Solution
- Precision bearings for quiet movement.
- Long-lasting construction for tough conditions.
- Ideal for cleanrooms and sterile settings.

**Capacity up to 350 lbs.**



## Service Caster Chart Guide Build Your Caster

Discover more fastening sizes and wheel options if you can't find what you need. And remember, we're always here to [help!](#)

Brand	Series	Rig Type	Brake	Bearing Type	Wheel Size	Mounting Type	Wheel Material
Service Caster	SS20	Swivel (S)	Top Lock (TLB)	Ball Bearing (B)	3" x 1-1/4" (314)	Top Plate	Soft Rubber (SR)
		Rigid (R)	Total Lock (TTL)	Plain Bore (S)	3-1/2" x 1-1/4" (3514)	Threaded Stem (TS)	Thermo Plastic Rubber (TPR)
				Delrin Bearing (D)	4" x 1-1/4" (414)	Grip Ring (GR)	Polyurethane (PPU)
		Rigid (R)	Total Lock (TTL)	Delrin Bearing (D)	4" x 1-1/4" (514)	Expanding Adapter (EX)	Glass-Filled Nylon High Temp (HT)
					5" x 1-1/4" (514)	Bolt Hole (BH)	Solid Polyurethane (SPU)

### Is Stainless Steel Non-Magnetic?

Choose Your Color

POLYURETHANE

PPU

SOLID POLYURETHANE

SPU

HIGH TEMP GLASS-FILLED NYLON

GFN\*HT

SOFT/HARD RUBBER

SR/HR

POLYOLEFIN

PO

NYLON

NY

RUBBER / ALUMINUM

NY

THERMO PLASTIC RUBBER

TP

### Bearing Options

Ball Bearing Delrin Bearing

### Choose Your Movement

- Rigid and Swivel Available

RIGID SWIVEL

Need a drawing request? Contact customer service, and we'll be happy to help!



Wheel Diameter	Overall Height	Swivel Radius	Aproximate Weight
3"	4-1/8"	2-15/16"	1.45
3-1/2"	4-5/8"	3-3/16"	1.6
4"	5-1/8"	3-1/2"	1.7
5"	6-1/8"	4"	2

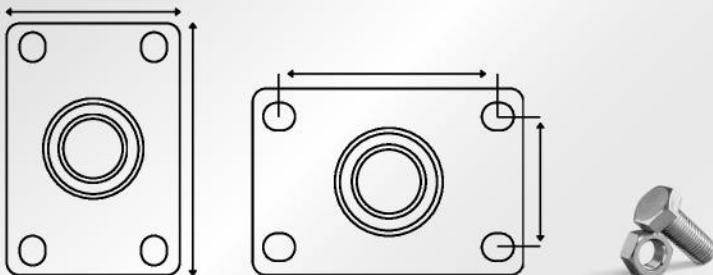


## SWIVEL & RIGID TOP PLATE CASTERS

Wheel Dia	Tread Width	Wheel Type	Load Capacity	Bearing Type	Swivel Caster	Rigid Caster	Overall Height	Color
3"	1-1/4"	Soft Rubber	175	Plain Bore	<a href="#">SCC-SS20S314-SRS</a>	<a href="#">SCC-SS20R314-SRS</a>	4-1/8"	Black
		Thermo Plastic Rubber	210	Ball Bearing	<a href="#">SCC-SS20S314-TPRB</a>	<a href="#">SCC-SS20R314-TPRB</a>		Gray
		Hard Rubber	275	Plain Bore	<a href="#">SCC-SS20S314-HRS</a>	<a href="#">SCC-SS20R314-HRS</a>		Black
		Nylon	300	Plain Bore	<a href="#">SCC-SS20S314-NYS</a>	<a href="#">SCC-SS20R314-NYS</a>		White
		Polyolefin		Plain Bore	<a href="#">SCC-SS20S314-POS</a>	<a href="#">SCC-SS20R314-POS</a>		Black
		Polyurethane		Ball Bearing	<a href="#">SCC-SS20S314-PPUB</a>	<a href="#">SCC-SS20R314-PPUB</a>		
		Solid Polyurethane		Plain Bore	<a href="#">SCC-SS20S314-SPUS</a>	<a href="#">SCC-SS20R314-SPUS</a>		Blue
		HT Glass Filled Nylon	350	Plain Bore	<a href="#">SCC-SS20S314-GFNSHT</a>	<a href="#">SCC-SS20R314-GFNSHT</a>		Black or Brown
3-1/2"	1-1/4"	Soft Rubber	200	Plain Bore	<a href="#">SCC-SS20S3514-SRS</a>	<a href="#">SCC-SS20R3514-SRS</a>	4-5/8"	Black
		Thermo Plastic Rubber	230	Plain Bore	<a href="#">SCC-SS20S3514-TPRB</a>	<a href="#">SCC-SS20R3514-TPRB</a>		Gray
		Hard Rubber	285	Plain Bore	<a href="#">SCC-SS20S3514-HRS</a>	<a href="#">SCC-SS20R3514-HRS</a>		Black
		Polyolefin	300	Bushing	<a href="#">SCC-SS20S3514-POS</a>	<a href="#">SCC-SS20R3514-POS</a>		Black
		Polyurethane		Ball Bearing	<a href="#">SCC-SS20S3514-PPUB</a>	<a href="#">SCC-SS20R3514-PPUB</a>		
		Solid Polyurethane		Bushing	<a href="#">SCC-SS20S3514-SPUS</a>	<a href="#">SCC-SS20R3514-SPUS</a>		Blue
		HT Glass Filled Nylon	350	Plain Bore	<a href="#">SCC-SS20S3514-GFNSHT</a>	<a href="#">SCC-SS20R3514-GFNSHT</a>		Black or Brown
4"	1-1/4"	Soft Rubber	200	Plain Bore	<a href="#">SCC-SS20S414-SRS</a>	<a href="#">SCC-SS20R414-SRS</a>	5-1/8"	Black
		Thermo Plastic Rubber	250	Ball Bearing	<a href="#">SCC-SS20S414-TPRB</a>	<a href="#">SCC-SS20R414-TPRB</a>		Gray
		Hard Rubber	300	Plain Bore	<a href="#">SCC-SS20S414-HRS</a>	<a href="#">SCC-SS20R414-HRS</a>		Black
		Nylon		Plain Bore	<a href="#">SCC-SS20S414-NYS</a>	<a href="#">SCC-SS20R414-NYS</a>		White
		Polyolefin	350	Plain Bore	<a href="#">SCC-SS20S414-POS</a>	<a href="#">SCC-SS20R414-POS</a>		Black
		Polyurethane		Ball Bearing	<a href="#">SCC-SS20S414-PPUB</a>	<a href="#">SCC-SS20R414-PPUB</a>		
		Solid Polyurethane		Plain Bore	<a href="#">SCC-SS20S414-SPUS</a>	<a href="#">SCC-SS20R414-SPUS</a>		Blue
		HT Glass Filled Nylon		Plain Bore	<a href="#">SCC-SS20S414-GFNSHT</a>	<a href="#">SCC-SS20R414-GFNSHT</a>		Black or Brown
5"	1-1/4"	Soft Rubber	275	Plain Bore	<a href="#">SCC-SS20S514-SRS</a>	<a href="#">SCC-SS20R514-SRS</a>	6-1/8"	Black
		Thermo Plastic Rubber	300	Ball Bearing	<a href="#">SCC-SS20S514-TPRB</a>	<a href="#">SCC-SS20R514-TPRB</a>		Gray
		Hard Rubber		Plain Bore	<a href="#">SCC-SS20S514-HRS</a>	<a href="#">SCC-SS20R514-HRS</a>		Black
		Nylon	350	Plain Bore	<a href="#">SCC-SS20S514-NYS</a>	<a href="#">SCC-SS20R514-NYS</a>		White
		Polyolefin		Plain Bore	<a href="#">SCC-SS20S514-POS</a>	<a href="#">SCC-SS20R514-POS</a>		Black
		Polyurethane		Ball Bearing	<a href="#">SCC-SS20S514-PPUB</a>	<a href="#">SCC-SS20R514-PPUB</a>		
		Solid Polyurethane		Plain Bore	<a href="#">SCC-SS20S514-SPUS</a>	<a href="#">SCC-SS20R514-SPUS</a>		Blue
		HT Glass Filled Nylon	350	Plain Bore	<a href="#">SCC-SS20S514-GFNSHT</a>	<a href="#">SCC-SS20R514-GFNSHT</a>		Black or Brown

### Plate Casters: Reliable Movement, Built to Last

Our plate casters deliver robust performance and smooth mobility for various applications. Built to last, they offer exceptional load-bearing capacity and stability across surfaces. Need a custom size plate? Reach out to our [customer service](#) for assistance!



Standard Plate Size	Bolt Pattern	Bolt Diameter
2-3/8" x 3-5/8"	1-3/4" x 2-7/8" to 3"	5/16"

### Total Lock Brake (TTL)

The **total lock** on casters secures both the wheel and swivel, ensuring complete stability for reliable and safe use.



[SCC-SS20S414-PPUB-MRN](#)

### Top Lock Brake (TLB)


The **Top lock brake** places a positive locking force against the wheel hub locking the wheel only.



[SCC-SS20S314-TPRB-TLB](#)



Wheel Diameter	Overall Height	Swivel Radius	Approximate Weight
3"	4-1/8"	2-15/16"	1.45
3-1/2"	4-5/8"	3-3/16"	1.6
4"	5-1/8"	3-1/2"	1.7
5"	6-1/8"	4"	2



**SWIVEL TOP PLATE CASTERS**

Wheel Dia	Tread Width	Wheel Type	Load Capacity	Bearing Type	Top Lock Brake (TLB)	Total Lock Brake (TTL)	Color
3"	1-1/4"	Soft Rubber	175	Plain Bore	<a href="#">SCC-SS20S314-SRS-TLB</a>	<a href="#">SCC-SSTTL20S314-SRS</a>	Black
		Thermo Plastic Rubber	210	Ball Bearing	<a href="#">SCC-SS20S314-TPRB-TLB</a>	<a href="#">SCC-SSTTL20S314-TPRB</a>	Gray
		Hard Rubber	275	Plain Bore	<a href="#">SCC-SS20S314-HRS-TLB</a>	<a href="#">SCC-SSTTL20S314-HRS</a>	Black
		Nylon	300	Plain Bore	<a href="#">SCC-SS20S314-NYS-TLB</a>	<a href="#">SCC-SSTTL20S314-NYS</a>	White
		Polyolefin		Plain Bore	<a href="#">SCC-SS20S314-POS-TLB</a>	<a href="#">SCC-SSTTL20S314-POS</a>	Black
		Polyurethane		Ball Bearing	<a href="#">SCC-SS20S314-PPUB-TLB</a>	<a href="#">SCC-SSTTL20S314-PPUB</a>	
		Solid Polyurethane		Plain Bore	<a href="#">SCC-SS20S314-SPUS-TLB</a>	<a href="#">SCC-SSTTL20S314-SPUS</a>	Blue
		HT Glass Filled Nylon	350	Plain Bore	<a href="#">SCC-SS20S314-GFNSHT-TLB</a>	<a href="#">SCC-SSTTL20S314-GFNSHT</a>	Black or Brown
3-1/2"	1-1/4"	Soft Rubber	200	Plain Bore	<a href="#">SCC-SS20S3514-SRS-TLB</a>	<a href="#">SCC-SSTTL20S3514-SRS</a>	Black
		Thermo Plastic Rubber	230	Plain Bore	<a href="#">SCC-SS20S3514-TPRB-TLB</a>	<a href="#">SCC-SSTTL20S3514-TPRB</a>	Gray
		Hard Rubber	285	Plain Bore	<a href="#">SCC-SS20S3514-HRS-TLB</a>	<a href="#">SCC-SSTTL20S3514-HRS</a>	Black
		Polyolefin	300	Bushing	<a href="#">SCC-SS20S3514-POS-TLB</a>	<a href="#">SCC-SSTTL20S3514-POS</a>	Black
		Polyurethane		Ball Bearing	<a href="#">SCC-SS20S3514-PPUB-TLB</a>	<a href="#">SCC-SSTTL20S3514-PPUB</a>	
		Solid Polyurethane		Bushing	<a href="#">SCC-SS20S3514-SPUS-TLB</a>	<a href="#">SCC-SSTTL20S3514-SPUS</a>	Blue
		HT Glass Filled Nylon	350	Plain Bore	<a href="#">SCC-SS20S3514-GFNSHT-TLB</a>	<a href="#">SCC-SSTTL20S3514-GFNSHT</a>	Black or Brown
4"	1-1/4"	Soft Rubber	200	Plain Bore	<a href="#">SCC-SS20S414-SRS-TLB</a>	<a href="#">SCC-SSTTL20S414-SRS</a>	Black
		Thermo Plastic Rubber	250	Ball Bearing	<a href="#">SCC-SS20S414-TPRB-TLB</a>	<a href="#">SCC-SSTTL20S414-TPRB</a>	Gray
		Hard Rubber	300	Plain Bore	<a href="#">SCC-SS20S414-HRS-TLB</a>	<a href="#">SCC-SSTTL20S414-HRS</a>	Black
		Nylon		Plain Bore	<a href="#">SCC-SS20S414-NYS-TLB</a>	<a href="#">SCC-SSTTL20S414-NYS</a>	White
		Polyolefin	350	Plain Bore	<a href="#">SCC-SS20S414-POS-TLB</a>	<a href="#">SCC-SSTTL20S414-POS</a>	Black
		Polyurethane		Ball Bearing	<a href="#">SCC-SS20S414-PPUB-TLB</a>	<a href="#">SCC-SSTTL20S414-PPUB</a>	
		Solid Polyurethane		Plain Bore	<a href="#">SCC-SS20S414-SPUS-TLB</a>	<a href="#">SCC-SSTTL20S414-SPUS</a>	Blue
		HT Glass Filled Nylon		Plain Bore	<a href="#">SCC-SS20S414-GFNSHT-TLB</a>	<a href="#">SCC-SSTTL20S414-GFNSHT</a>	Black or Brown
5"	1-1/4"	Soft Rubber	275	Plain Bore	<a href="#">SCC-SS20S514-SRS-TLB</a>	<a href="#">SCC-SSTTL20S514-SRS</a>	Black
		Thermo Plastic Rubber	300	Ball Bearing	<a href="#">SCC-SS20S514-TPRB-TLB</a>	<a href="#">SCC-SSTTL20S514-TPRB</a>	Gray
		Hard Rubber		Plain Bore	<a href="#">SCC-SS20S514-HRS-TLB</a>	<a href="#">SCC-SSTTL20S514-HRS</a>	Black
		Nylon	350	Plain Bore	<a href="#">SCC-SS20S514-NYS-TLB</a>	<a href="#">SCC-SSTTL20S514-NYS</a>	White
		Polyolefin		Plain Bore	<a href="#">SCC-SS20S514-POS-TLB</a>	<a href="#">SCC-SSTTL20S514-POS</a>	Black
		Polyurethane		Ball Bearing	<a href="#">SCC-SS20S514-PPUB-TLB</a>	<a href="#">SCC-SSTTL20S514-PPUB</a>	
		Solid Polyurethane		Plain Bore	<a href="#">SCC-SS20S514-SPUS-TLB</a>	<a href="#">SCC-SSTTL20S514-SPUS</a>	Blue
		HT Glass Filled Nylon	350	Plain Bore	<a href="#">SCC-SS20S514-GFNSHT-TLB</a>	<a href="#">SCC-SSTTL20S514-GFNSHT</a>	Black or Brown



# Stainless Steel 316

Our **Stainless Steel 316** Casters provide corrosion resistance, smooth mobility, and hygienic design for efficient pharmaceutical operations.





# STAINLESS STEEL



Wheel Diameter	Overall Height	Swivel Radius	Aproximate Weight
3"	4-1/8"	2-15/16"	1.45
3-1/2"	4-5/8"	3-3/16"	1.6
4"	5-1/8"	3-1/2"	1.7
5"	6-1/8"	4"	2

Mounting Size (Metric)	Mounting Size (Inch)
M10-1.5 x 38MM (M1015)	3/8"-16 x 1-1/2" (381615)
M12-1.75 x 38MM (M1215)	1/2"-13 x 1-1/2" (121315)

## THREADED STEM CASTERS

Wheel Dia	Tread Width	Wheel Type	Load Capacity	Bearing Type	Swivel Caster	Stem Code	Overall Height	Color
3"	1-1/4"	Soft Rubber	175	Plain Bore	<a href="#">SCC-SSTS20S314-SRS</a>	<a href="#">381615</a> , <a href="#">121315</a> , <a href="#">M1015</a> , <a href="#">M1215</a>	4-1/8"	Black
		Thermo Plastic Rubber	210	Ball Bearing	<a href="#">SCC-SSTS20S314-TPRB</a>	<a href="#">381615</a> , <a href="#">121315</a> , <a href="#">M1015</a> , <a href="#">M1215</a>		Gray
		Hard Rubber	275	Plain Bore	<a href="#">SCC-SSTS20S314-HRS</a>	<a href="#">381615</a> , <a href="#">121315</a> , <a href="#">M1015</a> , <a href="#">M1215</a>		Black
		Nylon	300	Plain Bore	<a href="#">SCC-SSTS20S314-NYS</a>	<a href="#">381615</a> , <a href="#">121315</a> , <a href="#">M1015</a> , <a href="#">M1215</a>		White
		Polyolefin		Plain Bore	<a href="#">SCC-SSTS20S314-POS</a>	<a href="#">381615</a> , <a href="#">121315</a> , <a href="#">M1015</a> , <a href="#">M1215</a>		Black
		Polyurethane		Ball Bearing	<a href="#">SCC-SSTS20S314-PPUB</a>	<a href="#">381615</a> , <a href="#">121315</a> , <a href="#">M1015</a> , <a href="#">M1215</a>		
		Solid Polyurethane		Plain Bore	<a href="#">SCC-SSTS20S314-SPUS</a>	<a href="#">381615</a> , <a href="#">121315</a> , <a href="#">M1015</a> , <a href="#">M1215</a>		Blue
		HT Glass Filled Nylon	350	Plain Bore	<a href="#">SCC-SSTS20S314-GFNSHT</a>	<a href="#">381615</a> , <a href="#">121315</a> , <a href="#">M1015</a> , <a href="#">M1215</a>		Black or Brown
3-1/2"	1-1/4"	Soft Rubber	200	Plain Bore	<a href="#">SCC-SSTS20S3514-SRS</a>	<a href="#">381615</a> , <a href="#">121315</a> , <a href="#">M1015</a> , <a href="#">M1215</a>	4-5/8"	Black
		Thermo Plastic Rubber	230	Plain Bore	<a href="#">SCC-SSTS20S3514-TPRB</a>	<a href="#">381615</a> , <a href="#">121315</a> , <a href="#">M1015</a> , <a href="#">M1215</a>		Gray
		Hard Rubber	285	Plain Bore	<a href="#">SCC-SSTS20S3514-HRS</a>	<a href="#">381615</a> , <a href="#">121315</a> , <a href="#">M1015</a> , <a href="#">M1215</a>		Black
		Polyolefin	300	Bushing	<a href="#">SCC-SSTS20S3514-POS</a>	<a href="#">381615</a> , <a href="#">121315</a> , <a href="#">M1015</a> , <a href="#">M1215</a>		Black
		Polyurethane		Ball Bearing	<a href="#">SCC-SSTS20S3514-PPUB</a>	<a href="#">381615</a> , <a href="#">121315</a> , <a href="#">M1015</a> , <a href="#">M1215</a>		
		Solid Polyurethane		Bushing	<a href="#">SCC-SSTS20S3514-SPUS</a>	<a href="#">381615</a> , <a href="#">121315</a> , <a href="#">M1015</a> , <a href="#">M1215</a>		Blue
		HT Glass Filled Nylon	350	Plain Bore	<a href="#">SCC-SSTS20S3514-GFNSHT</a>	<a href="#">381615</a> , <a href="#">121315</a> , <a href="#">M1015</a> , <a href="#">M1215</a>		Black or Brown
4"	1-1/4"	Soft Rubber	200	Plain Bore	<a href="#">SCC-SSTS20S414-SRS</a>	<a href="#">381615</a> , <a href="#">121315</a> , <a href="#">M1015</a> , <a href="#">M1215</a>	5-1/8"	Black
		Thermo Plastic Rubber	250	Ball Bearing	<a href="#">SCC-SSTS20S414-TPRB</a>	<a href="#">381615</a> , <a href="#">121315</a> , <a href="#">M1015</a> , <a href="#">M1215</a>		Gray
		Hard Rubber	300	Plain Bore	<a href="#">SCC-SSTS20S414-HRS</a>	<a href="#">381615</a> , <a href="#">121315</a> , <a href="#">M1015</a> , <a href="#">M1215</a>		Black
		Nylon		Plain Bore	<a href="#">SCC-SSTS20S414-NYS</a>	<a href="#">381615</a> , <a href="#">121315</a> , <a href="#">M1015</a> , <a href="#">M1215</a>		White
		Polyolefin	350	Plain Bore	<a href="#">SCC-SSTS20S414-POS</a>	<a href="#">381615</a> , <a href="#">121315</a> , <a href="#">M1015</a> , <a href="#">M1215</a>		Black
		Polyurethane		Ball Bearing	<a href="#">SCC-SSTS20S414-PPUB</a>	<a href="#">381615</a> , <a href="#">121315</a> , <a href="#">M1015</a> , <a href="#">M1215</a>		
		Solid Polyurethane		Plain Bore	<a href="#">SCC-SSTS20S414-SPUS</a>	<a href="#">381615</a> , <a href="#">121315</a> , <a href="#">M1015</a> , <a href="#">M1215</a>		Blue
		HT Glass Filled Nylon	350	Plain Bore	<a href="#">SCC-SSTS20S414-GFNSHT</a>	<a href="#">381615</a> , <a href="#">121315</a> , <a href="#">M1015</a> , <a href="#">M1215</a>		Black or Brown
5"	1-1/4"	Soft Rubber	275	Plain Bore	<a href="#">SCC-SSTS20S514-SRS</a>	<a href="#">381615</a> , <a href="#">121315</a> , <a href="#">M1015</a> , <a href="#">M1215</a>	6-1/8"	Black
		Thermo Plastic Rubber	300	Ball Bearing	<a href="#">SCC-SSTS20S514-TPRB</a>	<a href="#">381615</a> , <a href="#">121315</a> , <a href="#">M1015</a> , <a href="#">M1215</a>		Gray
		Hard Rubber		Plain Bore	<a href="#">SCC-SSTS20S514-HRS</a>	<a href="#">381615</a> , <a href="#">121315</a> , <a href="#">M1015</a> , <a href="#">M1215</a>		Black
		Nylon	350	Plain Bore	<a href="#">SCC-SSTS20S514-NYS</a>	<a href="#">381615</a> , <a href="#">121315</a> , <a href="#">M1015</a> , <a href="#">M1215</a>		White
		Polyolefin		Plain Bore	<a href="#">SCC-SSTS20S514-POS</a>	<a href="#">381615</a> , <a href="#">121315</a> , <a href="#">M1015</a> , <a href="#">M1215</a>		Black
		Polyurethane		Ball Bearing	<a href="#">SCC-SSTS20S514-PPUB</a>	<a href="#">381615</a> , <a href="#">121315</a> , <a href="#">M1015</a> , <a href="#">M1215</a>		
		Solid Polyurethane	Plain Bore	<a href="#">SCC-SSTS20S514-SPUS</a>	<a href="#">381615</a> , <a href="#">121315</a> , <a href="#">M1015</a> , <a href="#">M1215</a>	Blue		
		HT Glass Filled Nylon	350	Plain Bore	<a href="#">SCC-SSTS20S514-GFNSHT</a>	<a href="#">381615</a> , <a href="#">121315</a> , <a href="#">M1015</a> , <a href="#">M1215</a>		Black or Brown



**Precision Ball Bearings**  
Ensuring Smooth Rolling



**Washable Quality**  
You Can Trust



**Food-Grade Quality**



**Elegant Polished Finish**

### Total Lock Brake (TTL)

The **total lock** on casters secures both the wheel and swivel, ensuring complete stability for reliable and safe use.



[SCC-SSTS20S414-HRS](#)

### Top Lock Brake (TLB)

The **Top lock brake** places a positive locking force against the wheel hub locking the wheel only.

### High Temp Wheels (HT)

Designed for high heat: 475°F for 30 mins.



[SCC-SSTS20S514-GFNSHT-TLB](#)



# STAINLESS STEEL

Wheel Diameter	Overall Height	Swivel Radius	Approximate Weight
3"	4-1/8"	2-15/16"	1.45
3-1/2"	4-5/8"	3-3/16"	1.6
4"	5-1/8"	3-1/2"	1.7
5"	6-1/8"	4"	2



**METRIC** Sizes Available!

Mounting Size (Metric)	Mounting Size (Inch)
M10-1.5 x 38MM (M1015)	3/8"-16 x 1-1/2" (381615)
M12-1.75 x 38MM (M1215)	1/2"-13 x 1-1/2" (121315)

## THREADED STEM CASTERS

Wheel Dia	Tread Width	Wheel Type	Load Capacity	Bearing Type	Top Lock Brake (TLB)	Stem Code	Overall Height	Color
3"	1-1/4"	Soft Rubber	175	Plain Bore	<a href="#">SCC-SSTS20S314-SRS-TLB</a>	<a href="#">381615</a> , <a href="#">121315</a> , <a href="#">M1015</a> , <a href="#">M1215</a>	4-1/8"	Black
		Thermo Plastic Rubber	210	Ball Bearing	<a href="#">SCC-SSTS20S314-TPRB-TLB</a>	<a href="#">381615</a> , <a href="#">121315</a> , <a href="#">M1015</a> , <a href="#">M1215</a>		Gray
		Hard Rubber	275	Plain Bore	<a href="#">SCC-SSTS20S314-HRS-TLB</a>	<a href="#">381615</a> , <a href="#">121315</a> , <a href="#">M1015</a> , <a href="#">M1215</a>		Black
		Nylon	300	Plain Bore	<a href="#">SCC-SSTS20S314-NYS-TLB</a>	<a href="#">381615</a> , <a href="#">121315</a> , <a href="#">M1015</a> , <a href="#">M1215</a>		White
		Polyolefin		Plain Bore	<a href="#">SCC-SSTS20S314-POS-TLB</a>	<a href="#">381615</a> , <a href="#">121315</a> , <a href="#">M1015</a> , <a href="#">M1215</a>		Black
		Polyurethane		Ball Bearing	<a href="#">SCC-SSTS20S314-PPUB-TLB</a>	<a href="#">381615</a> , <a href="#">121315</a> , <a href="#">M1015</a> , <a href="#">M1215</a>		Blue
		Solid Polyurethane		Plain Bore	<a href="#">SCC-SSTS20S314-SPUS-TLB</a>	<a href="#">381615</a> , <a href="#">121315</a> , <a href="#">M1015</a> , <a href="#">M1215</a>		Black or Brown
		HT Glass Filled Nylon	350	Plain Bore	<a href="#">SCC-SSTS20S314-GFNSHT-TLB</a>	<a href="#">381615</a> , <a href="#">121315</a> , <a href="#">M1015</a> , <a href="#">M1215</a>		
3-1/2"	1-1/4"	Soft Rubber	200	Plain Bore	<a href="#">SCC-SSTS20S3514-SRS-TLB</a>	<a href="#">381615</a> , <a href="#">121315</a> , <a href="#">M1015</a> , <a href="#">M1215</a>	4-5/8"	Black
		Thermo Plastic Rubber	230	Plain Bore	<a href="#">SCC-SSTS20S3514-TPRB-TLB</a>	<a href="#">381615</a> , <a href="#">121315</a> , <a href="#">M1015</a> , <a href="#">M1215</a>		Gray
		Hard Rubber	285	Plain Bore	<a href="#">SCC-SSTS20S3514-HRS-TLB</a>	<a href="#">381615</a> , <a href="#">121315</a> , <a href="#">M1015</a> , <a href="#">M1215</a>		Black
		Polyolefin	300	Bushing	<a href="#">SCC-SSTS20S3514-POS-TLB</a>	<a href="#">381615</a> , <a href="#">121315</a> , <a href="#">M1015</a> , <a href="#">M1215</a>		Black
		Polyurethane		Ball Bearing	<a href="#">SCC-SSTS20S3514-PPUB-TLB</a>	<a href="#">381615</a> , <a href="#">121315</a> , <a href="#">M1015</a> , <a href="#">M1215</a>		Blue
		Solid Polyurethane		Bushing	<a href="#">SCC-SSTS20S3514-SPUS-TLB</a>	<a href="#">381615</a> , <a href="#">121315</a> , <a href="#">M1015</a> , <a href="#">M1215</a>		Black or Brown
		HT Glass Filled Nylon	350	Plain Bore	<a href="#">SCC-SSTS20S3514-GFNSHT-TLB</a>	<a href="#">381615</a> , <a href="#">121315</a> , <a href="#">M1015</a> , <a href="#">M1215</a>		
4"	1-1/4"	Soft Rubber	200	Plain Bore	<a href="#">SCC-SSTS20S414-SRS-TLB</a>	<a href="#">381615</a> , <a href="#">121315</a> , <a href="#">M1015</a> , <a href="#">M1215</a>	5-1/8"	Black
		Thermo Plastic Rubber	250	Ball Bearing	<a href="#">SCC-SSTS20S414-TPRB-TLB</a>	<a href="#">381615</a> , <a href="#">121315</a> , <a href="#">M1015</a> , <a href="#">M1215</a>		Gray
		Hard Rubber	300	Plain Bore	<a href="#">SCC-SSTS20S414-HRS-TLB</a>	<a href="#">381615</a> , <a href="#">121315</a> , <a href="#">M1015</a> , <a href="#">M1215</a>		Black
		Nylon		Plain Bore	<a href="#">SCC-SSTS20S414-NYS-TLB</a>	<a href="#">381615</a> , <a href="#">121315</a> , <a href="#">M1015</a> , <a href="#">M1215</a>		White
		Polyolefin	350	Plain Bore	<a href="#">SCC-SSTS20S414-POS-TLB</a>	<a href="#">381615</a> , <a href="#">121315</a> , <a href="#">M1015</a> , <a href="#">M1215</a>		Black
		Polyurethane		Ball Bearing	<a href="#">SCC-SSTS20S414-PPUB-TLB</a>	<a href="#">381615</a> , <a href="#">121315</a> , <a href="#">M1015</a> , <a href="#">M1215</a>		Blue
		Solid Polyurethane		Plain Bore	<a href="#">SCC-SSTS20S414-SPUS-TLB</a>	<a href="#">381615</a> , <a href="#">121315</a> , <a href="#">M1015</a> , <a href="#">M1215</a>		Black or Brown
		HT Glass Filled Nylon	350	Plain Bore	<a href="#">SCC-SSTS20S414-GFNSHT-TLB</a>	<a href="#">381615</a> , <a href="#">121315</a> , <a href="#">M1015</a> , <a href="#">M1215</a>		
5"	1-1/4"	Soft Rubber	275	Plain Bore	<a href="#">SCC-SSTS20S514-SRS-TLB</a>	<a href="#">381615</a> , <a href="#">121315</a> , <a href="#">M1015</a> , <a href="#">M1215</a>	6-1/8"	Black
		Thermo Plastic Rubber	300	Ball Bearing	<a href="#">SCC-SSTS20S514-TPRB-TLB</a>	<a href="#">381615</a> , <a href="#">121315</a> , <a href="#">M1015</a> , <a href="#">M1215</a>		Gray
		Hard Rubber		Plain Bore	<a href="#">SCC-SSTS20S514-HRS-TLB</a>	<a href="#">381615</a> , <a href="#">121315</a> , <a href="#">M1015</a> , <a href="#">M1215</a>		Black
		Nylon	Plain Bore	<a href="#">SCC-SSTS20S514-NYS-TLB</a>	<a href="#">381615</a> , <a href="#">121315</a> , <a href="#">M1015</a> , <a href="#">M1215</a>	White		
		Polyolefin	350	Plain Bore	<a href="#">SCC-SSTS20S514-POS-TLB</a>	<a href="#">381615</a> , <a href="#">121315</a> , <a href="#">M1015</a> , <a href="#">M1215</a>		Black
		Polyurethane		Ball Bearing	<a href="#">SCC-SSTS20S514-PPUB-TLB</a>	<a href="#">381615</a> , <a href="#">121315</a> , <a href="#">M1015</a> , <a href="#">M1215</a>		Blue
		Solid Polyurethane		Plain Bore	<a href="#">SCC-SSTS20S514-SPUS-TLB</a>	<a href="#">381615</a> , <a href="#">121315</a> , <a href="#">M1015</a> , <a href="#">M1215</a>		Black or Brown
		HT Glass Filled Nylon	350	Plain Bore	<a href="#">SCC-SSTS20S514-GFNSHT-TLB</a>	<a href="#">381615</a> , <a href="#">121315</a> , <a href="#">M1015</a> , <a href="#">M1215</a>		



- ✓ Quality
- ✓ Reliability
- ✓ Excellence



Inch or Metric?

Measure Up!

SERVICE CASTER

**"THE ADVANTAGE"**

[www.servicecaster.com](http://www.servicecaster.com)

CALL OR EMAIL US FOR MORE OPTIONS 1-800-215-8220 / [info@servicecaster.com](mailto:info@servicecaster.com)

[Learn More...](#)



# STAINLESS STEEL

Wheel Diameter	Overall Height	Swivel Radius	Aproximate Weight
3"	4-1/8"	2-15/16"	1.45
3-1/2"	4-5/8"	3-3/16"	1.6
4"	5-1/8"	3-1/2"	1.7
5"	6-1/8"	4"	2



Total Lock Brakes



Mounting Size (Metric)	Mounting Size (Inch)
M10-1.5 x 38MM (M1015)	3/8"-16 x 1-1/2" (381615)
M12-1.75 x 38MM (M1215)	1/2"-13 x 1-1/2" (121315)

## THREADED STEM CASTERS

Wheel Dia	Tread Width	Wheel Type	Load Capacity	Bearing Type	Total Lock Brake (TTL)	Stem Code	Overall Height	Color
3"	1-1/4"	Soft Rubber	175	Plain Bore	<a href="#">SCC-SSTSTTL20S314-SRS</a>	<a href="#">381615</a> , <a href="#">121315</a> , <a href="#">M1015</a> , <a href="#">M1215</a>	4-1/8"	Black
		Thermo Plastic Rubber	210	Ball Bearing	<a href="#">SCC-SSTSTTL20S314-TPRB</a>	<a href="#">381615</a> , <a href="#">121315</a> , <a href="#">M1015</a> , <a href="#">M1215</a>		Gray
		Hard Rubber	275	Plain Bore	<a href="#">SCC-SSTSTTL20S314-HRS</a>	<a href="#">381615</a> , <a href="#">121315</a> , <a href="#">M1015</a> , <a href="#">M1215</a>		Black
		Nylon	300	Plain Bore	<a href="#">SCC-SSTSTTL20S314-NYS</a>	<a href="#">381615</a> , <a href="#">121315</a> , <a href="#">M1015</a> , <a href="#">M1215</a>		White
		Polyolefin		Plain Bore	<a href="#">SCC-SSTSTTL20S314-POS</a>	<a href="#">381615</a> , <a href="#">121315</a> , <a href="#">M1015</a> , <a href="#">M1215</a>		Black
		Polyurethane		Ball Bearing	<a href="#">SCC-SSTSTTL20S314-PPUB</a>	<a href="#">381615</a> , <a href="#">121315</a> , <a href="#">M1015</a> , <a href="#">M1215</a>		
		Solid Polyurethane	Plain Bore	<a href="#">SCC-SSTSTTL20S314-SPUS</a>	<a href="#">381615</a> , <a href="#">121315</a> , <a href="#">M1015</a> , <a href="#">M1215</a>	Blue		
		HT Glass Filled Nylon	350	Plain Bore	<a href="#">SCC-SSTSTTL20S314-GFNST</a>	<a href="#">381615</a> , <a href="#">121315</a> , <a href="#">M1015</a> , <a href="#">M1215</a>		Black or Brown
3-1/2"	1-1/4"	Soft Rubber	200	Plain Bore	<a href="#">SCC-SSTSTTL20S3514-SRS</a>	<a href="#">381615</a> , <a href="#">121315</a> , <a href="#">M1015</a> , <a href="#">M1215</a>	4-5/8"	Black
		Thermo Plastic Rubber	230	Plain Bore	<a href="#">SCC-SSTSTTL20S3514-TPRB</a>	<a href="#">381615</a> , <a href="#">121315</a> , <a href="#">M1015</a> , <a href="#">M1215</a>		Gray
		Hard Rubber	285	Plain Bore	<a href="#">SCC-SSTSTTL20S3514-HRS</a>	<a href="#">381615</a> , <a href="#">121315</a> , <a href="#">M1015</a> , <a href="#">M1215</a>		Black
		Polyolefin	300	Bushing	<a href="#">SCC-SSTSTTL20S3514-POS</a>	<a href="#">381615</a> , <a href="#">121315</a> , <a href="#">M1015</a> , <a href="#">M1215</a>		Black
		Polyurethane		Ball Bearing	<a href="#">SCC-SSTSTTL20S3514-PPUB</a>	<a href="#">381615</a> , <a href="#">121315</a> , <a href="#">M1015</a> , <a href="#">M1215</a>		
		Solid Polyurethane		Bushing	<a href="#">SCC-SSTSTTL20S3514-SPUS</a>	<a href="#">381615</a> , <a href="#">121315</a> , <a href="#">M1015</a> , <a href="#">M1215</a>		Blue
		HT Glass Filled Nylon	350	Plain Bore	<a href="#">SCC-SSTSTTL20S3514-GFNST</a>	<a href="#">381615</a> , <a href="#">121315</a> , <a href="#">M1015</a> , <a href="#">M1215</a>		Black or Brown
4"	1-1/4"	Soft Rubber	200	Plain Bore	<a href="#">SCC-SSTSTTL20S414-SRS</a>	<a href="#">381615</a> , <a href="#">121315</a> , <a href="#">M1015</a> , <a href="#">M1215</a>	5-1/8"	Black
		Thermo Plastic Rubber	250	Ball Bearing	<a href="#">SCC-SSTSTTL20S414-TPRB</a>	<a href="#">381615</a> , <a href="#">121315</a> , <a href="#">M1015</a> , <a href="#">M1215</a>		Gray
		Hard Rubber	300	Plain Bore	<a href="#">SCC-SSTSTTL20S414-HRS</a>	<a href="#">381615</a> , <a href="#">121315</a> , <a href="#">M1015</a> , <a href="#">M1215</a>		Black
		Nylon		Plain Bore	<a href="#">SCC-SSTSTTL20S414-NYS</a>	<a href="#">381615</a> , <a href="#">121315</a> , <a href="#">M1015</a> , <a href="#">M1215</a>		White
		Polyolefin	350	Plain Bore	<a href="#">SCC-SSTSTTL20S414-POS</a>	<a href="#">381615</a> , <a href="#">121315</a> , <a href="#">M1015</a> , <a href="#">M1215</a>		Black
		Polyurethane		Ball Bearing	<a href="#">SCC-SSTSTTL20S414-PPUB</a>	<a href="#">381615</a> , <a href="#">121315</a> , <a href="#">M1015</a> , <a href="#">M1215</a>		
		Solid Polyurethane		Plain Bore	<a href="#">SCC-SSTSTTL20S414-SPUS</a>	<a href="#">381615</a> , <a href="#">121315</a> , <a href="#">M1015</a> , <a href="#">M1215</a>		Blue
		HT Glass Filled Nylon	350	Plain Bore	<a href="#">SCC-SSTSTTL20S414-GFNST</a>	<a href="#">381615</a> , <a href="#">121315</a> , <a href="#">M1015</a> , <a href="#">M1215</a>		Black or Brown
5"	1-1/4"	Soft Rubber	275	Plain Bore	<a href="#">SCC-SSTSTTL20S514-SRS</a>	<a href="#">381615</a> , <a href="#">121315</a> , <a href="#">M1015</a> , <a href="#">M1215</a>	6-1/8"	Black
		Thermo Plastic Rubber	300	Ball Bearing	<a href="#">SCC-SSTSTTL20S514-TPRB</a>	<a href="#">381615</a> , <a href="#">121315</a> , <a href="#">M1015</a> , <a href="#">M1215</a>		Gray
		Hard Rubber		Plain Bore	<a href="#">SCC-SSTSTTL20S514-HRS</a>	<a href="#">381615</a> , <a href="#">121315</a> , <a href="#">M1015</a> , <a href="#">M1215</a>		Black
		Nylon	350	Plain Bore	<a href="#">SCC-SSTSTTL20S514-NYS</a>	<a href="#">381615</a> , <a href="#">121315</a> , <a href="#">M1015</a> , <a href="#">M1215</a>		White
		Polyolefin		Plain Bore	<a href="#">SCC-SSTSTTL20S514-POS</a>	<a href="#">381615</a> , <a href="#">121315</a> , <a href="#">M1015</a> , <a href="#">M1215</a>		Black
		Polyurethane		Ball Bearing	<a href="#">SCC-SSTSTTL20S514-PPUB</a>	<a href="#">381615</a> , <a href="#">121315</a> , <a href="#">M1015</a> , <a href="#">M1215</a>		
		Solid Polyurethane	Plain Bore	<a href="#">SCC-SSTSTTL20S514-SPUS</a>	<a href="#">381615</a> , <a href="#">121315</a> , <a href="#">M1015</a> , <a href="#">M1215</a>	Blue		
		HT Glass Filled Nylon	350	Plain Bore	<a href="#">SCC-SSTSTTL20S514-GFNST</a>	<a href="#">381615</a> , <a href="#">121315</a> , <a href="#">M1015</a> , <a href="#">M1215</a>		Black or Brown

## HIGH-END STEM CASTERS!



The **total lock** on casters secures both the wheel and swivel, ensuring complete stability for reliable and safe use.



Stainless **threaded stem** casters provide smooth maneuverability in various sizes, including metric, with excellent corrosion resistance.



Stainless **zerk fittings** ensure easy lubrication access, reduce wear, resist corrosion, and are ideal for high-performance applications.



**Polyurethane wheels** offer excellent durability, smooth rides, and resist wear. Available in various tread colors for a customized look.







# STAINLESS STEEL



## BOLT HOLE (HOLLOW KINGPIN) CASTERS

Wheel Diameter	Overall Height	Swivel Radius	Approximate Weight 
3"	4-1/8"	2-15/16"	1.45
3-1/2"	4-5/8"	3-3/16"	1.6
4"	5-1/8"	3-1/2"	1.7
5"	6-1/8"	4"	2

Wheel Dia	Tread Width	Wheel Type	Load Capacity	Bearing Type	Swivel Caster	Overall Height	Color
3"	1-1/4"	Soft Rubber	175	Plain Bore	<a href="#">SCC-SSBH20S314-SRS</a>	4-1/8"	Black
		Thermo Plastic Rubber	210	Ball Bearing	<a href="#">SCC-SSBH20S314-TPRB</a>		Gray
		Hard Rubber	275	Plain Bore	<a href="#">SCC-SSBH20S314-HRS</a>		Black
		Nylon	300	Plain Bore	<a href="#">SCC-SSBH20S314-NYS</a>		White
		Polyolefin		Plain Bore	<a href="#">SCC-SSBH20S314-POS</a>		Black
		Polyurethane		Ball Bearing	<a href="#">SCC-SSBH20S314-PPUB</a>		
		Solid Polyurethane		Plain Bore	<a href="#">SCC-SSBH20S314-SPUS</a>		Blue
		HT Glass Filled Nylon	350	Plain Bore	<a href="#">SCC-SSBH20S314-GFNSHT</a>		Black or Brown
3-1/2"	1-1/4"	Soft Rubber	200	Plain Bore	<a href="#">SCC-SSBH20S3514-SRS</a>	4-5/8"	Black
		Thermo Plastic Rubber	230	Plain Bore	<a href="#">SCC-SSBH20S3514-TPRB</a>		Gray
		Hard Rubber	285	Plain Bore	<a href="#">SCC-SSBH20S3514-HRS</a>		Black
		Polyolefin	300	Bushing	<a href="#">SCC-SSBH20S3514-POS</a>		Black
		Polyurethane		Ball Bearing	<a href="#">SCC-SSBH20S3514-PPUB</a>		
		Solid Polyurethane		Bushing	<a href="#">SCC-SSBH20S3514-SPUS</a>		Blue
		HT Glass Filled Nylon	350	Plain Bore	<a href="#">SCC-SSBH20S3514-GFNSHT</a>		Black or Brown
4"	1-1/4"	Soft Rubber	200	Plain Bore	<a href="#">SCC-SSBH20S414-SRS</a>	5-1/8"	Black
		Thermo Plastic Rubber	250	Ball Bearing	<a href="#">SCC-SSBH20S414-TPRB</a>		Gray
		Hard Rubber	300	Plain Bore	<a href="#">SCC-SSBH20S414-HRS</a>		Black
		Nylon		Plain Bore	<a href="#">SCC-SSBH20S414-NYS</a>		White
		Polyolefin	350	Plain Bore	<a href="#">SCC-SSBH20S414-POS</a>		Black
		Polyurethane		Ball Bearing	<a href="#">SCC-SSBH20S414-PPUB</a>		
		Solid Polyurethane		Plain Bore	<a href="#">SCC-SSBH20S414-SPUS</a>		Blue
		HT Glass Filled Nylon		Plain Bore	<a href="#">SCC-SSBH20S414-GFNSHT</a>		Black or Brown
5"	1-1/4"	Soft Rubber	275	Plain Bore	<a href="#">SCC-SSBH20S514-SRS</a>	6-1/8"	Black
		Thermo Plastic Rubber	300	Ball Bearing	<a href="#">SCC-SSBH20S514-TPRB</a>		Gray
		Hard Rubber		Plain Bore	<a href="#">SCC-SSBH20S514-HRS</a>		Black
		Nylon		Plain Bore	<a href="#">SCC-SSBH20S514-NYS</a>		White
		Polyolefin	350	Plain Bore	<a href="#">SCC-SSBH20S514-POS</a>		Black
		Polyurethane		Ball Bearing	<a href="#">SCC-SSBH20S514-PPUB</a>		
		Solid Polyurethane		Plain Bore	<a href="#">SCC-SSBH20S514-SPUS</a>		Blue
		HT Glass Filled Nylon		Plain Bore	<a href="#">SCC-SSBH20S514-GFNSHT</a>		Black or Brown

## So many ways to showcase your style!

Our stainless steel bolt-hole casters are available in a wide variety of **styles** and **stem sizes**, offering the perfect solution for any application. Crafted from high-quality stainless steel, these casters are designed for durability and longevity.

Can't find the size you need? Reach out to our knowledgeable **customer service team**, and they'll help you find the perfect fit for your needs!



THREADED STEM



SQUARE STEM



ROUND STEM



GRIP RING STEM




EXPANDING STEM




# STAINLESS STEEL

Wheel Diameter	Overall Height	Swivel Radius	Approximate Weight
3"	4-1/8"	2-15/16"	1.45
3-1/2"	4-5/8"	3-3/16"	1.6
4"	5-1/8"	3-1/2"	1.7
5"	6-1/8"	4"	2



Choose Your Color



## BOLT-HOLE CASTERS

Wheel Dia	Tread Width	Wheel Type	Load Capacity	Bearing Type	Top Lock Brake (TLB)	Total Lock Brake (TTL)	Overall Height	Color
3"	1-1/4"	Soft Rubber	175	Plain Bore	<a href="#">SCC-SSBH20S314-SRS-TLB</a>	<a href="#">SCC-SSBH20S314-SRS</a>	4-1/8"	Black
		Thermo Plastic Rubber	210	Ball Bearing	<a href="#">SCC-SSBH20S314-TPRB-TLB</a>	<a href="#">SCC-SSBH20S314-TPRB</a>		Gray
		Hard Rubber	275	Plain Bore	<a href="#">SCC-SSBH20S314-HRS-TLB</a>	<a href="#">SCC-SSBH20S314-HRS</a>		Black
		Nylon	300	Plain Bore	<a href="#">SCC-SSBH20S314-NYS-TLB</a>	<a href="#">SCC-SSBH20S314-NYS</a>		White
		Polyolefin		Plain Bore	<a href="#">SCC-SSBH20S314-POS-TLB</a>	<a href="#">SCC-SSBH20S314-POS</a>		Black
		Polyurethane		Ball Bearing	<a href="#">SCC-SSBH20S314-PPUB-TLB</a>	<a href="#">SCC-SSBH20S314-PPUB</a>		Blue
		Solid Polyurethane	350	Plain Bore	<a href="#">SCC-SSBH20S314-SPUS-TLB</a>	<a href="#">SCC-SSBH20S314-SPUS</a>		Black or Brown
		HT Glass Filled Nylon	350	Plain Bore	<a href="#">SCC-SSBH20S314-GFNSHT-TLB</a>	<a href="#">SCC-SSBH20S314-GFNSHT</a>		
3-1/2"	1-1/4"	Soft Rubber	200	Plain Bore	<a href="#">SCC-SSBH20S3514-SRS-TLB</a>	<a href="#">SCC-SSBH20S3514-SRS</a>	4-5/8"	Black
		Thermo Plastic Rubber	230	Plain Bore	<a href="#">SCC-SSBH20S3514-TPRB-TLB</a>	<a href="#">SCC-SSBH20S3514-TPRB</a>		Gray
		Hard Rubber	285	Plain Bore	<a href="#">SCC-SSBH20S3514-HRS-TLB</a>	<a href="#">SCC-SSBH20S3514-HRS</a>		Black
		Polyolefin	300	Bushing	<a href="#">SCC-SSBH20S3514-POS-TLB</a>	<a href="#">SCC-SSBH20S3514-POS</a>		Black
		Polyurethane		Ball Bearing	<a href="#">SCC-SSBH20S3514-PPUB-TLB</a>	<a href="#">SCC-SSBH20S3514-PPUB</a>		Blue
		Solid Polyurethane		Bushing	<a href="#">SCC-SSBH20S3514-SPUS-TLB</a>	<a href="#">SCC-SSBH20S3514-SPUS</a>		Black or Brown
		HT Glass Filled Nylon	350	Plain Bore	<a href="#">SCC-SSBH20S3514-GFNSHT-TLB</a>	<a href="#">SCC-SSBH20S3514-GFNSHT</a>		
4"	1-1/4"	Soft Rubber	200	Plain Bore	<a href="#">SCC-SSBH20S414-SRS-TLB</a>	<a href="#">SCC-SSBH20S414-SRS</a>	5-1/8"	Black
		Thermo Plastic Rubber	250	Ball Bearing	<a href="#">SCC-SSBH20S414-TPRB-TLB</a>	<a href="#">SCC-SSBH20S414-TPRB</a>		Gray
		Hard Rubber	300	Plain Bore	<a href="#">SCC-SSBH20S414-HRS-TLB</a>	<a href="#">SCC-SSBH20S414-HRS</a>		Black
		Nylon		Plain Bore	<a href="#">SCC-SSBH20S414-NYS-TLB</a>	<a href="#">SCC-SSBH20S414-NYS</a>		White
		Polyolefin		Plain Bore	<a href="#">SCC-SSBH20S414-POS-TLB</a>	<a href="#">SCC-SSBH20S414-POS</a>		Black
		Polyurethane	350	Ball Bearing	<a href="#">SCC-SSBH20S414-PPUB-TLB</a>	<a href="#">SCC-SSBH20S414-PPUB</a>		Blue
		Solid Polyurethane		Plain Bore	<a href="#">SCC-SSBH20S414-SPUS-TLB</a>	<a href="#">SCC-SSBH20S414-SPUS</a>		Black or Brown
		HT Glass Filled Nylon		Plain Bore	<a href="#">SCC-SSBH20S414-GFNSHT-TLB</a>	<a href="#">SCC-SSBH20S414-GFNSHT</a>		
5"	1-1/4"	Soft Rubber	275	Plain Bore	<a href="#">SCC-SSBH20S514-SRS-TLB</a>	<a href="#">SCC-SSBH20S514-SRS</a>	6-1/8"	Black
		Thermo Plastic Rubber	300	Ball Bearing	<a href="#">SCC-SSBH20S514-TPRB-TLB</a>	<a href="#">SCC-SSBH20S514-TPRB</a>		Gray
		Hard Rubber		Plain Bore	<a href="#">SCC-SSBH20S514-HRS-TLB</a>	<a href="#">SCC-SSBH20S514-HRS</a>		Black
		Nylon		Plain Bore	<a href="#">SCC-SSBH20S514-NYS-TLB</a>	<a href="#">SCC-SSBH20S514-NYS</a>		White
		Polyolefin	350	Plain Bore	<a href="#">SCC-SSBH20S514-POS-TLB</a>	<a href="#">SCC-SSBH20S514-POS</a>		Black
		Polyurethane		Ball Bearing	<a href="#">SCC-SSBH20S514-PPUB-TLB</a>	<a href="#">SCC-SSBH20S514-PPUB</a>		Blue
		Solid Polyurethane		Plain Bore	<a href="#">SCC-SSBH20S514-SPUS-TLB</a>	<a href="#">SCC-SSBH20S514-SPUS</a>		Black or Brown
		HT Glass Filled Nylon	350	Plain Bore	<a href="#">SCC-SSBH20S514-GFNSHT-TLB</a>	<a href="#">SCC-SSBH20S514-GFNSHT</a>		

## Unlock Limitless Options with Bolt Hole Casters!

Shop Stemless Casters Today! These Hollow Kingpin Casters let you use your own bolt for endless attachment options, fitting up to a 1/2" bolt. Perfect for unique projects, they offer various wheel sizes and types to suit your needs.







# STAINLESS STEEL

Wheel Diameter	Overall Height	Swivel Radius	Approximate Weight <sup>lbs</sup>	Mounting Size	Mounting Size
3"	4-1/8"	2-15/16"	1.45	3/4" (34)	1-3/8" (138)
3-1/2"	4-5/8"	3-3/16"	1.6	7/8" (78)	1-1/2" (112)
4"	5-1/8"	3-1/2"	1.7	1" (1)	1-5/8" (158)
5"	6-1/8"	4"	2	1-1/8" (118)	1-3/4" (134)
				1-1/4" (114)	1-7/8" (178)

## EXPANDING STEM CASTERS

Wheel Dia	Tread Width	Wheel Type	Load Capacity	Bearing Type	Swivel Caster	Stem Code	Color
3"	1-1/4"	Soft Rubber	175	Plain Bore	<a href="#">SCC-SSEX20S314-SRS</a>	<a href="#">34, 78, 1, 118, 114, 138, 112, 158, 134, 178</a>	Black
		Thermo Plastic Rubber	210	Ball Bearing	<a href="#">SCC-SSEX20S314-TPRB</a>	<a href="#">34, 78, 1, 118, 114, 138, 112, 158, 134, 178</a>	Gray
		Hard Rubber	275	Plain Bore	<a href="#">SCC-SSEX20S314-HRS</a>	<a href="#">34, 78, 1, 118, 114, 138, 112, 158, 134, 178</a>	Black
		Nylon	300	Plain Bore	<a href="#">SCC-SSEX20S314-NYS</a>	<a href="#">34, 78, 1, 118, 114, 138, 112, 158, 134, 178</a>	White
		Polyolefin		Plain Bore	<a href="#">SCC-SSEX20S314-POS</a>	<a href="#">34, 78, 1, 118, 114, 138, 112, 158, 134, 178</a>	Black
		Polyurethane		Ball Bearing	<a href="#">SCC-SSEX20S314-PPUB</a>	<a href="#">34, 78, 1, 118, 114, 138, 112, 158, 134, 178</a>	
		Solid Polyurethane		Plain Bore	<a href="#">SCC-SSEX20S314-SPUS</a>	<a href="#">34, 78, 1, 118, 114, 138, 112, 158, 134, 178</a>	Blue
		HT Glass Filled Nylon	350	Plain Bore	<a href="#">SCC-SSEX20S314-GFNST</a>	<a href="#">34, 78, 1, 118, 114, 138, 112, 158, 134, 178</a>	Black or Brown
3-1/2"	1-1/4"	Soft Rubber	200	Plain Bore	<a href="#">SCC-SSEX20S3514-SRS</a>	<a href="#">34, 78, 1, 118, 114, 138, 112, 158, 134, 178</a>	Black
		Thermo Plastic Rubber	230	Plain Bore	<a href="#">SCC-SSEX20S3514-TPRB</a>	<a href="#">34, 78, 1, 118, 114, 138, 112, 158, 134, 178</a>	Gray
		Hard Rubber	285	Plain Bore	<a href="#">SCC-SSEX20S3514-HRS</a>	<a href="#">34, 78, 1, 118, 114, 138, 112, 158, 134, 178</a>	Black
		Polyolefin	300	Bushing	<a href="#">SCC-SSEX20S3514-POS</a>	<a href="#">34, 78, 1, 118, 114, 138, 112, 158, 134, 178</a>	Black
		Polyurethane		Ball Bearing	<a href="#">SCC-SSEX20S3514-PPUB</a>	<a href="#">34, 78, 1, 118, 114, 138, 112, 158, 134, 178</a>	
		Solid Polyurethane		Bushing	<a href="#">SCC-SSEX20S3514-SPUS</a>	<a href="#">34, 78, 1, 118, 114, 138, 112, 158, 134, 178</a>	Blue
		HT Glass Filled Nylon	350	Plain Bore	<a href="#">SCC-SSEX20S3514-GFNST</a>	<a href="#">34, 78, 1, 118, 114, 138, 112, 158, 134, 178</a>	Black or Brown
4"	1-1/4"	Soft Rubber	200	Plain Bore	<a href="#">SCC-SSEX20S414-SRS</a>	<a href="#">34, 78, 1, 118, 114, 138, 112, 158, 134, 178</a>	Black
		Thermo Plastic Rubber	250	Ball Bearing	<a href="#">SCC-SSEX20S414-TPRB</a>	<a href="#">34, 78, 1, 118, 114, 138, 112, 158, 134, 178</a>	Gray
		Hard Rubber	300	Plain Bore	<a href="#">SCC-SSEX20S414-HRS</a>	<a href="#">34, 78, 1, 118, 114, 138, 112, 158, 134, 178</a>	Black
		Nylon		Plain Bore	<a href="#">SCC-SSEX20S414-NYS</a>	<a href="#">34, 78, 1, 118, 114, 138, 112, 158, 134, 178</a>	White
		Polyolefin	350	Plain Bore	<a href="#">SCC-SSEX20S414-POS</a>	<a href="#">34, 78, 1, 118, 114, 138, 112, 158, 134, 178</a>	Black
		Polyurethane		Ball Bearing	<a href="#">SCC-SSEX20S414-PPUB</a>	<a href="#">34, 78, 1, 118, 114, 138, 112, 158, 134, 178</a>	
		Solid Polyurethane		Plain Bore	<a href="#">SCC-SSEX20S414-SPUS</a>	<a href="#">34, 78, 1, 118, 114, 138, 112, 158, 134, 178</a>	Blue
		HT Glass Filled Nylon		Plain Bore	<a href="#">SCC-SSEX20S414-GFNST</a>	<a href="#">34, 78, 1, 118, 114, 138, 112, 158, 134, 178</a>	Black or Brown
5"	1-1/4"	Soft Rubber	275	Plain Bore	<a href="#">SCC-SSEX20S514-SRS</a>	<a href="#">34, 78, 1, 118, 114, 138, 112, 158, 134, 178</a>	Black
		Thermo Plastic Rubber	300	Ball Bearing	<a href="#">SCC-SSEX20S514-TPRB</a>	<a href="#">34, 78, 1, 118, 114, 138, 112, 158, 134, 178</a>	Gray
		Hard Rubber		Plain Bore	<a href="#">SCC-SSEX20S514-HRS</a>	<a href="#">34, 78, 1, 118, 114, 138, 112, 158, 134, 178</a>	Black
		Nylon	350	Plain Bore	<a href="#">SCC-SSEX20S514-NYS</a>	<a href="#">34, 78, 1, 118, 114, 138, 112, 158, 134, 178</a>	White
		Polyolefin		Plain Bore	<a href="#">SCC-SSEX20S514-POS</a>	<a href="#">34, 78, 1, 118, 114, 138, 112, 158, 134, 178</a>	Black
		Polyurethane		Ball Bearing	<a href="#">SCC-SSEX20S514-PPUB</a>	<a href="#">34, 78, 1, 118, 114, 138, 112, 158, 134, 178</a>	
		Solid Polyurethane		Plain Bore	<a href="#">SCC-SSEX20S514-SPUS</a>	<a href="#">34, 78, 1, 118, 114, 138, 112, 158, 134, 178</a>	Blue
		HT Glass Filled Nylon	350	Plain Bore	<a href="#">SCC-SSEX20S514-GFNST</a>	<a href="#">34, 78, 1, 118, 114, 138, 112, 158, 134, 178</a>	Black or Brown

EXPLORE OUR DIVERSE MOUNTING OPTIONS IN OUR EXPANDING STEM CASTER SERIES. FOR FURTHER ASSISTANCE, CONTACT OUR [CUSTOMER SERVICE](#).



## Expanding Stem Casters for Equipment, Racks, & Prep Tables

Designed to fit a variety of **square** and **round** tube legs by adapting to the tube's inside diameter. Perfect for prep tables, work tables, racks, and shop projects. Choose from a wide range of wheel types, including non-marking, floor-safe, easy-rolling polyurethane.



# STAINLESS STEEL

Wheel Diameter	Overall Height	Swivel Radius	Approximate Weight
3"	4-1/8"	2-15/16"	1.45
3-1/2"	4-5/8"	3-3/16"	1.6
4"	5-1/8"	3-1/2"	1.7
5"	6-1/8"	4"	2



Mounting Size	Mounting Size
3/4" (34)	1-3/8" (138)
7/8" (78)	1-1/2" (112)
1" (1)	1-5/8" (158)
1-1/8" (118)	1-3/4" (134)
1-1/4" (114)	1-7/8" (178)

## EXPANDING STEM CASTERS

Wheel Dia	Tread Width	Wheel Type	Load Capacity	Bearing Type	Top Lock Brake (TLB)	Stem Code	Color
3"	1-1/4"	Soft Rubber	175	Plain Bore	<a href="#">SCC-SSEX20S314-SRS-TLB</a>	<a href="#">34, 78, 1, 118, 114, 138, 112, 158, 134, 178</a>	Black
		Thermo Plastic Rubber	210	Ball Bearing	<a href="#">SCC-SSEX20S314-TPRB-TLB</a>	<a href="#">34, 78, 1, 118, 114, 138, 112, 158, 134, 178</a>	Gray
		Hard Rubber	275	Plain Bore	<a href="#">SCC-SSEX20S314-HRS-TLB</a>	<a href="#">34, 78, 1, 118, 114, 138, 112, 158, 134, 178</a>	Black
		Nylon	300	Plain Bore	<a href="#">SCC-SSEX20S314-NYS-TLB</a>	<a href="#">34, 78, 1, 118, 114, 138, 112, 158, 134, 178</a>	White
		Polyolefin		Plain Bore	<a href="#">SCC-SSEX20S314-POS-TLB</a>	<a href="#">34, 78, 1, 118, 114, 138, 112, 158, 134, 178</a>	Black
		Polyurethane		Ball Bearing	<a href="#">SCC-SSEX20S314-PPUB-TLB</a>	<a href="#">34, 78, 1, 118, 114, 138, 112, 158, 134, 178</a>	
		Solid Polyurethane	350	Plain Bore	<a href="#">SCC-SSEX20S314-SPUS-TLB</a>	<a href="#">34, 78, 1, 118, 114, 138, 112, 158, 134, 178</a>	Blue
		HT Glass Filled Nylon	350	Plain Bore	<a href="#">SCC-SSEX20S314-GFNSHT-TLB</a>	<a href="#">34, 78, 1, 118, 114, 138, 112, 158, 134, 178</a>	Black or Brown
3-1/2"	1-1/4"	Soft Rubber	200	Plain Bore	<a href="#">SCC-SSEX20S3514-SRS-TLB</a>	<a href="#">34, 78, 1, 118, 114, 138, 112, 158, 134, 178</a>	Black
		Thermo Plastic Rubber	230	Plain Bore	<a href="#">SCC-SSEX20S3514-TPRB-TLB</a>	<a href="#">34, 78, 1, 118, 114, 138, 112, 158, 134, 178</a>	Gray
		Hard Rubber	285	Plain Bore	<a href="#">SCC-SSEX20S3514-HRS-TLB</a>	<a href="#">34, 78, 1, 118, 114, 138, 112, 158, 134, 178</a>	Black
		Polyolefin	300	Bushing	<a href="#">SCC-SSEX20S3514-POS-TLB</a>	<a href="#">34, 78, 1, 118, 114, 138, 112, 158, 134, 178</a>	Black
		Polyurethane		Ball Bearing	<a href="#">SCC-SSEX20S3514-PPUB-TLB</a>	<a href="#">34, 78, 1, 118, 114, 138, 112, 158, 134, 178</a>	
		Solid Polyurethane		Bushing	<a href="#">SCC-SSEX20S3514-SPUS-TLB</a>	<a href="#">34, 78, 1, 118, 114, 138, 112, 158, 134, 178</a>	Blue
		HT Glass Filled Nylon	350	Plain Bore	<a href="#">SCC-SSEX20S3514-GFNSHT-TLB</a>	<a href="#">34, 78, 1, 118, 114, 138, 112, 158, 134, 178</a>	Black or Brown
4"	1-1/4"	Soft Rubber	200	Plain Bore	<a href="#">SCC-SSEX20S414-SRS-TLB</a>	<a href="#">34, 78, 1, 118, 114, 138, 112, 158, 134, 178</a>	Black
		Thermo Plastic Rubber	250	Ball Bearing	<a href="#">SCC-SSEX20S414-TPRB-TLB</a>	<a href="#">34, 78, 1, 118, 114, 138, 112, 158, 134, 178</a>	Gray
		Hard Rubber	300	Plain Bore	<a href="#">SCC-SSEX20S414-HRS-TLB</a>	<a href="#">34, 78, 1, 118, 114, 138, 112, 158, 134, 178</a>	Black
		Nylon		Plain Bore	<a href="#">SCC-SSEX20S414-NYS-TLB</a>	<a href="#">34, 78, 1, 118, 114, 138, 112, 158, 134, 178</a>	White
		Polyolefin		Plain Bore	<a href="#">SCC-SSEX20S414-POS-TLB</a>	<a href="#">34, 78, 1, 118, 114, 138, 112, 158, 134, 178</a>	Black
		Polyurethane	350	Ball Bearing	<a href="#">SCC-SSEX20S414-PPUB-TLB</a>	<a href="#">34, 78, 1, 118, 114, 138, 112, 158, 134, 178</a>	
		Solid Polyurethane		Plain Bore	<a href="#">SCC-SSEX20S414-SPUS-TLB</a>	<a href="#">34, 78, 1, 118, 114, 138, 112, 158, 134, 178</a>	Blue
		HT Glass Filled Nylon		Plain Bore	<a href="#">SCC-SSEX20S414-GFNSHT-TLB</a>	<a href="#">34, 78, 1, 118, 114, 138, 112, 158, 134, 178</a>	Black or Brown
5"	1-1/4"	Soft Rubber	275	Plain Bore	<a href="#">SCC-SSEX20S514-SRS-TLB</a>	<a href="#">34, 78, 1, 118, 114, 138, 112, 158, 134, 178</a>	Black
		Thermo Plastic Rubber	300	Ball Bearing	<a href="#">SCC-SSEX20S514-TPRB-TLB</a>	<a href="#">34, 78, 1, 118, 114, 138, 112, 158, 134, 178</a>	Gray
		Hard Rubber		Plain Bore	<a href="#">SCC-SSEX20S514-HRS-TLB</a>	<a href="#">34, 78, 1, 118, 114, 138, 112, 158, 134, 178</a>	Black
		Nylon		Plain Bore	<a href="#">SCC-SSEX20S514-NYS-TLB</a>	<a href="#">34, 78, 1, 118, 114, 138, 112, 158, 134, 178</a>	White
		Polyolefin	350	Plain Bore	<a href="#">SCC-SSEX20S514-POS-TLB</a>	<a href="#">34, 78, 1, 118, 114, 138, 112, 158, 134, 178</a>	Black
		Polyurethane		Ball Bearing	<a href="#">SCC-SSEX20S514-PPUB-TLB</a>	<a href="#">34, 78, 1, 118, 114, 138, 112, 158, 134, 178</a>	
		Solid Polyurethane		Plain Bore	<a href="#">SCC-SSEX20S514-SPUS-TLB</a>	<a href="#">34, 78, 1, 118, 114, 138, 112, 158, 134, 178</a>	Blue
		HT Glass Filled Nylon	350	Plain Bore	<a href="#">SCC-SSEX20S514-GFNSHT-TLB</a>	<a href="#">34, 78, 1, 118, 114, 138, 112, 158, 134, 178</a>	Black or Brown



### Easy to Install Expanding Adapter Stem Casters

Tighten the topmost ring on the expanding caster adapter stem before insertion to compress rubber until it fits snugly into the tube. The **expanded stem** can be inserted into round or square tubing. It may be necessary to further tighten the nut under the swivel with a wrench until adequately secured.





# STAINLESS STEEL

Wheel Diameter	Overall Height	Swivel Radius	Approximate Weight
3"	4-1/8"	2-15/16"	1.45
3-1/2"	4-5/8"	3-3/16"	1.6
4"	5-1/8"	3-1/2"	1.7
5"	6-1/8"	4"	2



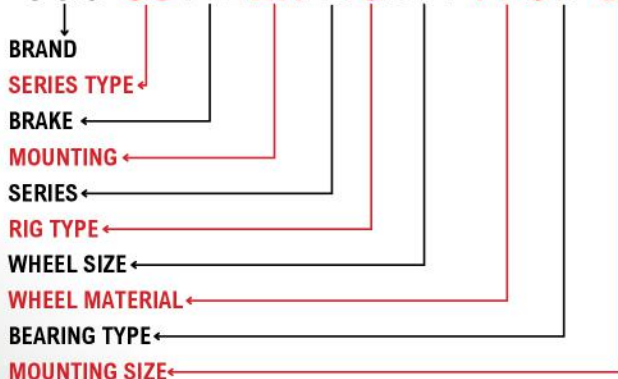
Mounting Size	Mounting Size
3/4" (34)	1-3/8" (138)
7/8" (78)	1-1/2" (112)
1" (1)	1-5/8" (158)
1-1/8" (118)	1-3/4" (134)
1-1/4" (114)	1-7/8" (178)

## EXPANDING STEM CASTERS

Wheel Dia	Tread Width	Wheel Type	Load Capacity	Bearing Type	Total Lock Brake (TTL)	Stem Code	Color
3"	1-1/4"	Soft Rubber	175	Plain Bore	<a href="#">SCC-SSEXTTL20S314-SRS</a>	<a href="#">34, 78, 1, 118, 114, 138, 112, 158, 134, 178</a>	Black
		Thermo Plastic Rubber	210	Ball Bearing	<a href="#">SCC-SSEXTTL20S314-TPRB</a>	<a href="#">34, 78, 1, 118, 114, 138, 112, 158, 134, 178</a>	Gray
		Hard Rubber	275	Plain Bore	<a href="#">SCC-SSEXTTL20S314-HRS</a>	<a href="#">34, 78, 1, 118, 114, 138, 112, 158, 134, 178</a>	Black
		Nylon	300	Plain Bore	<a href="#">SCC-SSEXTTL20S314-NYS</a>	<a href="#">34, 78, 1, 118, 114, 138, 112, 158, 134, 178</a>	White
		Polyolefin		Plain Bore	<a href="#">SCC-SSEXTTL20S314-POS</a>	<a href="#">34, 78, 1, 118, 114, 138, 112, 158, 134, 178</a>	Black
		Polyurethane		Ball Bearing	<a href="#">SCC-SSEXTTL20S314-PPUB</a>	<a href="#">34, 78, 1, 118, 114, 138, 112, 158, 134, 178</a>	Blue
		Solid Polyurethane		Plain Bore	<a href="#">SCC-SSEXTTL20S314-SPUS</a>	<a href="#">34, 78, 1, 118, 114, 138, 112, 158, 134, 178</a>	Blue
		HT Glass Filled Nylon	350	Plain Bore	<a href="#">SCC-SSEXTTL20S314-GFNSHT</a>	<a href="#">34, 78, 1, 118, 114, 138, 112, 158, 134, 178</a>	Black or Brown
3-1/2"	1-1/4"	Soft Rubber	200	Plain Bore	<a href="#">SCC-SSEXTTL20S3514-SRS</a>	<a href="#">34, 78, 1, 118, 114, 138, 112, 158, 134, 178</a>	Black
		Thermo Plastic Rubber	230	Plain Bore	<a href="#">SCC-SSEXTTL20S3514-TPRB</a>	<a href="#">34, 78, 1, 118, 114, 138, 112, 158, 134, 178</a>	Gray
		Hard Rubber	285	Plain Bore	<a href="#">SCC-SSEXTTL20S3514-HRS</a>	<a href="#">34, 78, 1, 118, 114, 138, 112, 158, 134, 178</a>	Black
		Polyolefin	300	Bushing	<a href="#">SCC-SSEXTTL20S3514-POS</a>	<a href="#">34, 78, 1, 118, 114, 138, 112, 158, 134, 178</a>	Black
		Polyurethane		Ball Bearing	<a href="#">SCC-SSEXTTL20S3514-PPUB</a>	<a href="#">34, 78, 1, 118, 114, 138, 112, 158, 134, 178</a>	Blue
		Solid Polyurethane		Bushing	<a href="#">SCC-SSEXTTL20S3514-SPUS</a>	<a href="#">34, 78, 1, 118, 114, 138, 112, 158, 134, 178</a>	Blue
		HT Glass Filled Nylon	350	Plain Bore	<a href="#">SCC-SSEXTTL20S3514-GFNSHT</a>	<a href="#">34, 78, 1, 118, 114, 138, 112, 158, 134, 178</a>	Black or Brown
4"	1-1/4"	Soft Rubber	200	Plain Bore	<a href="#">SCC-SSEXTTL20S414-SRS</a>	<a href="#">34, 78, 1, 118, 114, 138, 112, 158, 134, 178</a>	Black
		Thermo Plastic Rubber	250	Ball Bearing	<a href="#">SCC-SSEXTTL20S414-TPRB</a>	<a href="#">34, 78, 1, 118, 114, 138, 112, 158, 134, 178</a>	Gray
		Hard Rubber	300	Plain Bore	<a href="#">SCC-SSEXTTL20S414-HRS</a>	<a href="#">34, 78, 1, 118, 114, 138, 112, 158, 134, 178</a>	Black
		Nylon		Plain Bore	<a href="#">SCC-SSEXTTL20S414-NYS</a>	<a href="#">34, 78, 1, 118, 114, 138, 112, 158, 134, 178</a>	White
		Polyolefin	350	Plain Bore	<a href="#">SCC-SSEXTTL20S414-POS</a>	<a href="#">34, 78, 1, 118, 114, 138, 112, 158, 134, 178</a>	Black
		Polyurethane		Ball Bearing	<a href="#">SCC-SSEXTTL20S414-PPUB</a>	<a href="#">34, 78, 1, 118, 114, 138, 112, 158, 134, 178</a>	Blue
		Solid Polyurethane		Plain Bore	<a href="#">SCC-SSEXTTL20S414-SPUS</a>	<a href="#">34, 78, 1, 118, 114, 138, 112, 158, 134, 178</a>	Blue
		HT Glass Filled Nylon	350	Plain Bore	<a href="#">SCC-SSEXTTL20S414-GFNSHT</a>	<a href="#">34, 78, 1, 118, 114, 138, 112, 158, 134, 178</a>	Black or Brown
5"	1-1/4"	Soft Rubber	275	Plain Bore	<a href="#">SCC-SSEXTTL20S514-SRS</a>	<a href="#">34, 78, 1, 118, 114, 138, 112, 158, 134, 178</a>	Black
		Thermo Plastic Rubber	300	Ball Bearing	<a href="#">SCC-SSEXTTL20S514-TPRB</a>	<a href="#">34, 78, 1, 118, 114, 138, 112, 158, 134, 178</a>	Gray
		Hard Rubber		Plain Bore	<a href="#">SCC-SSEXTTL20S514-HRS</a>	<a href="#">34, 78, 1, 118, 114, 138, 112, 158, 134, 178</a>	Black
		Nylon	350	Plain Bore	<a href="#">SCC-SSEXTTL20S514-NYS</a>	<a href="#">34, 78, 1, 118, 114, 138, 112, 158, 134, 178</a>	White
		Polyolefin		Plain Bore	<a href="#">SCC-SSEXTTL20S514-POS</a>	<a href="#">34, 78, 1, 118, 114, 138, 112, 158, 134, 178</a>	Black
		Polyurethane		Ball Bearing	<a href="#">SCC-SSEXTTL20S514-PPUB</a>	<a href="#">34, 78, 1, 118, 114, 138, 112, 158, 134, 178</a>	Blue
		Solid Polyurethane	Plain Bore	<a href="#">SCC-SSEXTTL20S514-SPUS</a>	<a href="#">34, 78, 1, 118, 114, 138, 112, 158, 134, 178</a>	Blue	
		HT Glass Filled Nylon	350	Plain Bore	<a href="#">SCC-SSEXTTL20S514-GFNSHT</a>	<a href="#">34, 78, 1, 118, 114, 138, 112, 158, 134, 178</a>	Black or Brown

5" Stainless Swivel Expanding Stem Caster with Total Lock Brake

**SCC-SSTLEX20S514-PPUB-34**



Our part numbers adapt to your needs. Use the diagram below as a reference. For help, contact our customer service team.





## Corrosion Resistant Casters

### Series #20 Stainless Steel 316 Casters

Introducing Service Caster's #20 Series 316 stainless steel swivel casters with numerous wheels options. Ideal for various applications, these casters offer stability and durability in corrosive environments.

#### Applications

- Healthcare
- Foodservice
- Laboratories
- Marine
- Pharmaceuticals
- Cleanrooms

#### Features

- Withstands harsh, wet environments.
- Washable Caster Solution
- Precision bearings for quiet movement.
- Long-lasting construction for tough conditions.
- Ideal for cleanrooms and sterile settings.

**Capacity up to 350 lbs.**



### Service Caster Chart Guide

### Build Your Caster

Discover more fastening sizes and wheel options if you can't find what you need. And remember, we're always here to [help!](#)


Brand	Series	Rig Type	Brake	Bearing Type	Wheel Size	Mounting Type	Wheel Material
Service Caster	SS31620	Swivel (S)	Top Lock (TLB)	Ball Bearing (B)	3" x 1-1/4" (314)	Top Plate	Soft Rubber (SR)
		Rigid (R)	Total Lock (TTL)	Plain Bore (S)	3-1/2" x 1-1/4" (3514)	Threaded Stem (TS)	Thermo Plastic Rubber (TPR)
				Delrin Bearing (D)	4" x 1-1/4" (414)	Grip Ring (GR)	Polyurethane (PPU)
		Expanding Adapter (EX)	5" x 1-1/4" (514)	Glass-Filled Nylon High Temp (HT)			
			Bolt Hole (BH)	Solid Polyurethane (SPU)			
		Hard Rubber (HR)					
		Glass Filled Nylon (GFN)					
		Rubber on Aluminum (RA)					
		Polyolefin (PO)					
		Nylon (NY)					

### Is Stainless Steel Non-Magnetic?



#### Choose Your Color

<p>POLYURETHANE</p> <p>PPU</p>	<p>SOLID POLYURETHANE</p> <p>SPU</p>	<p>HIGH TEMP GLASS-FILLED NYLON</p> <p>GFN*HT</p>	<p>SOFT/HARD RUBBER</p> <p>SR/HR</p>
<p>POLYOLEFIN</p> <p>PO</p>	<p>NYLON</p> <p>NY</p>	<p>RUBBER / ALUMINUM</p> <p>NY</p>	<p>THERMO PLASTIC RUBBER</p> <p>TP</p>



Need a drawing request? Contact customer service, and we'll be happy to help!



# 316 STAINLESS STEEL



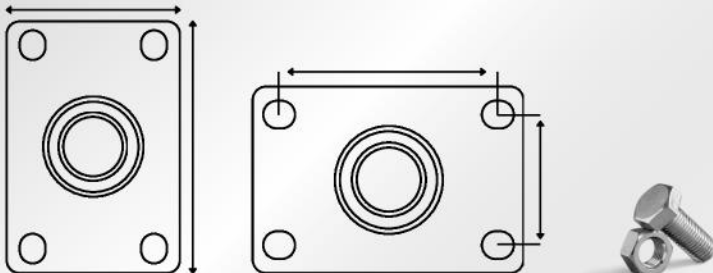
Wheel Diameter	Overall Height	Swivel Radius	Aproximate Weight
3"	4-1/8"	2-15/16"	1.45
3-1/2"	4-5/8"	3-3/16"	1.6
4"	5-1/8"	3-1/2"	1.7
5"	6-1/8"	4"	2

## SWIVEL & RIGID TOP PLATE CASTERS

Wheel Dia	Tread Width	Wheel Type	Load Capacity	Bearing Type	Swivel Caster	Rigid Caster	Overall Height	Color
3"	1-1/4"	Soft Rubber	175	Plain Bore	<a href="#">SCC-SS31620S314-SRS</a>	<a href="#">SCC-SS31620R314-SRS</a>	4-1/8"	Black
		Thermo Plastic Rubber	210	Ball Bearing	<a href="#">SCC-SS31620S314-TPRB</a>	<a href="#">SCC-SS31620R314-TPRB</a>		Gray
		Hard Rubber	275	Plain Bore	<a href="#">SCC-SS31620S314-HRS</a>	<a href="#">SCC-SS31620R314-HRS</a>		Black
		Nylon	300	Plain Bore	<a href="#">SCC-SS31620S314-NYS</a>	<a href="#">SCC-SS31620R314-NYS</a>		White
		Polyolefin		Plain Bore	<a href="#">SCC-SS31620S314-POS</a>	<a href="#">SCC-SS31620R314-POS</a>		Black
		Polyurethane		Ball Bearing	<a href="#">SCC-SS31620S314-PPUB</a>	<a href="#">SCC-SS31620R314-PPUB</a>		
		Solid Polyurethane		Plain Bore	<a href="#">SCC-SS31620S314-SPUS</a>	<a href="#">SCC-SS31620R314-SPUS</a>		Blue
		HT Glass Filled Nylon	350	Plain Bore	<a href="#">SCC-SS31620S314-GFNSHT</a>	<a href="#">SCC-SS31620R314-GFNSHT</a>		Black or Brown
3-1/2"	1-1/4"	Soft Rubber	200	Plain Bore	<a href="#">SCC-SS31620S3514-SRS</a>	<a href="#">SCC-SS31620R3514-SRS</a>	4-5/8"	Black
		Thermo Plastic Rubber	230	Plain Bore	<a href="#">SCC-SS31620S3514-TPRB</a>	<a href="#">SCC-SS31620R3514-TPRB</a>		Gray
		Hard Rubber	285	Plain Bore	<a href="#">SCC-SS31620S3514-HRS</a>	<a href="#">SCC-SS31620R3514-HRS</a>		Black
		Polyolefin	300	Bushing	<a href="#">SCC-SS31620S3514-POS</a>	<a href="#">SCC-SS31620R3514-POS</a>		Black
		Polyurethane		Ball Bearing	<a href="#">SCC-SS31620S3514-PPUB</a>	<a href="#">SCC-SS31620R3514-PPUB</a>		
		Solid Polyurethane		Bushing	<a href="#">SCC-SS31620S3514-SPUS</a>	<a href="#">SCC-SS31620R3514-SPUS</a>		Blue
		HT Glass Filled Nylon	350	Plain Bore	<a href="#">SCC-SS31620S3514-GFNSHT</a>	<a href="#">SCC-SS31620R3514-GFNSHT</a>		Black or Brown
4"	1-1/4"	Soft Rubber	200	Plain Bore	<a href="#">SCC-SS31620S414-SRS</a>	<a href="#">SCC-SS31620R414-SRS</a>	5-1/8"	Black
		Thermo Plastic Rubber	250	Ball Bearing	<a href="#">SCC-SS31620S414-TPRB</a>	<a href="#">SCC-SS31620R414-TPRB</a>		Gray
		Hard Rubber	300	Plain Bore	<a href="#">SCC-SS31620S414-HRS</a>	<a href="#">SCC-SS31620R414-HRS</a>		Black
		Nylon		Plain Bore	<a href="#">SCC-SS31620S414-NYS</a>	<a href="#">SCC-SS31620R414-NYS</a>		White
		Polyolefin	350	Plain Bore	<a href="#">SCC-SS31620S414-POS</a>	<a href="#">SCC-SS31620R414-POS</a>		Black
		Polyurethane		Ball Bearing	<a href="#">SCC-SS31620S414-PPUB</a>	<a href="#">SCC-SS31620R414-PPUB</a>		
		Solid Polyurethane		Plain Bore	<a href="#">SCC-SS31620S414-SPUS</a>	<a href="#">SCC-SS31620R414-SPUS</a>		Blue
		HT Glass Filled Nylon	350	Plain Bore	<a href="#">SCC-SS31620S414-GFNSHT</a>	<a href="#">SCC-SS31620R414-GFNSHT</a>		Black or Brown
5"	1-1/4"	Soft Rubber	275	Plain Bore	<a href="#">SCC-SS31620S514-SRS</a>	<a href="#">SCC-SS31620R514-SRS</a>	6-1/8"	Black
		Thermo Plastic Rubber	300	Ball Bearing	<a href="#">SCC-SS31620S514-TPRB</a>	<a href="#">SCC-SS31620R514-TPRB</a>		Gray
		Hard Rubber		Plain Bore	<a href="#">SCC-SS31620S514-HRS</a>	<a href="#">SCC-SS31620R514-HRS</a>		Black
		Nylon	350	Plain Bore	<a href="#">SCC-SS31620S514-NYS</a>	<a href="#">SCC-SS31620R514-NYS</a>		White
		Polyolefin		Plain Bore	<a href="#">SCC-SS31620S514-POS</a>	<a href="#">SCC-SS31620R514-POS</a>		Black
		Polyurethane		Ball Bearing	<a href="#">SCC-SS31620S514-PPUB</a>	<a href="#">SCC-SS31620R514-PPUB</a>		
		Solid Polyurethane	Plain Bore	<a href="#">SCC-SS31620S514-SPUS</a>	<a href="#">SCC-SS31620R514-SPUS</a>	Blue		
		HT Glass Filled Nylon	350	Plain Bore	<a href="#">SCC-SS31620S514-GFNSHT</a>	<a href="#">SCC-SS31620R514-GFNSHT</a>		Black or Brown

### Plate Casters: Reliable Movement, Built to Last

Our plate casters deliver robust performance and smooth mobility for various applications. Built to last, they offer exceptional load-bearing capacity and stability across surfaces. Need a custom size plate? Reach out to our [customer service](#) for assistance!



Standard Plate Size	Bolt Pattern	Bolt Diameter
2-3/8" x 3-5/8"	1-3/4" x 2-7/8" to 3"	5/16"

### Total Lock Brake (TTL)

The **total lock** on casters secures both the wheel and swivel, ensuring complete stability for reliable and safe use.



[SCC-SS31620S414-PPUB-MRN](#)

### Top Lock Brake (TLB)

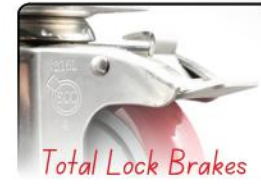
The **Top lock brake** places a positive locking force against the wheel hub locking the wheel only.



[SCC-SS31620S314-TPRB-TLB](#)



Wheel Diameter	Overall Height	Swivel Radius	Approximate Weight
3"	4-1/8"	2-15/16"	1.45
3-1/2"	4-5/8"	3-3/16"	1.6
4"	5-1/8"	3-1/2"	1.7
5"	6-1/8"	4"	2



**SWIVEL TOP PLATE CASTERS**

Wheel Dia	Tread Width	Wheel Type	Load Capacity	Bearing Type	Top Lock Brake (TLB)	Total Lock Brake (TTL)	Color
3"	1-1/4"	Soft Rubber	175	Plain Bore	<a href="#">SCC-SS31620S314-SRS-TLB</a>	<a href="#">SCC-SS316TTL20S314-SRS</a>	Black
		Thermo Plastic Rubber	210	Ball Bearing	<a href="#">SCC-SS31620S314-TPRB-TLB</a>	<a href="#">SCC-SS316TTL20S314-TPRB</a>	Gray
		Hard Rubber	275	Plain Bore	<a href="#">SCC-SS31620S314-HRS-TLB</a>	<a href="#">SCC-SS316TTL20S314-HRS</a>	Black
		Nylon	300	Plain Bore	<a href="#">SCC-SS31620S314-NYS-TLB</a>	<a href="#">SCC-SS316TTL20S314-NYS</a>	White
		Polyolefin		Plain Bore	<a href="#">SCC-SS31620S314-POS-TLB</a>	<a href="#">SCC-SS316TTL20S314-POS</a>	Black
		Polyurethane		Ball Bearing	<a href="#">SCC-SS31620S314-PPUB-TLB</a>	<a href="#">SCC-SS316TTL20S314-PPUB</a>	
		Solid Polyurethane		Plain Bore	<a href="#">SCC-SS31620S314-SPUS-TLB</a>	<a href="#">SCC-SS316TTL20S314-SPUS</a>	Blue
		HT Glass Filled Nylon	350	Plain Bore	<a href="#">SCC-SS31620S314-GFNSHT-TLB</a>	<a href="#">SCC-SS316TTL20S314-GFNSHT</a>	Black or Brown
3-1/2"	1-1/4"	Soft Rubber	200	Plain Bore	<a href="#">SCC-SS31620S3514-SRS-TLB</a>	<a href="#">SCC-SS316TTL20S3514-SRS</a>	Black
		Thermo Plastic Rubber	230	Plain Bore	<a href="#">SCC-SS31620S3514-TPRB-TLB</a>	<a href="#">SCC-SS316TTL20S3514-TPRB</a>	Gray
		Hard Rubber	285	Plain Bore	<a href="#">SCC-SS31620S3514-HRS-TLB</a>	<a href="#">SCC-SS316TTL20S3514-HRS</a>	Black
		Polyolefin	300	Bushing	<a href="#">SCC-SS31620S3514-POS-TLB</a>	<a href="#">SCC-SS316TTL20S3514-POS</a>	Black
		Polyurethane		Ball Bearing	<a href="#">SCC-SS31620S3514-PPUB-TLB</a>	<a href="#">SCC-SS316TTL20S3514-PPUB</a>	
		Solid Polyurethane		Bushing	<a href="#">SCC-SS31620S3514-SPUS-TLB</a>	<a href="#">SCC-SS316TTL20S3514-SPUS</a>	Blue
		HT Glass Filled Nylon		350	Plain Bore	<a href="#">SCC-SS31620S3514-GFNSHT-TLB</a>	<a href="#">SCC-SS316TTL20S3514-GFNSHT</a>
4"	1-1/4"	Soft Rubber	200	Plain Bore	<a href="#">SCC-SS31620S414-SRS-TLB</a>	<a href="#">SCC-SS316TTL20S414-SRS</a>	Black
		Thermo Plastic Rubber	250	Ball Bearing	<a href="#">SCC-SS31620S414-TPRB-TLB</a>	<a href="#">SCC-SS316TTL20S414-TPRB</a>	Gray
		Hard Rubber	300	Plain Bore	<a href="#">SCC-SS31620S414-HRS-TLB</a>	<a href="#">SCC-SS316TTL20S414-HRS</a>	Black
		Nylon		Plain Bore	<a href="#">SCC-SS31620S414-NYS-TLB</a>	<a href="#">SCC-SS316TTL20S414-NYS</a>	White
		Polyolefin	350	Plain Bore	<a href="#">SCC-SS31620S414-POS-TLB</a>	<a href="#">SCC-SS316TTL20S414-POS</a>	Black
		Polyurethane		Ball Bearing	<a href="#">SCC-SS31620S414-PPUB-TLB</a>	<a href="#">SCC-SS316TTL20S414-PPUB</a>	
		Solid Polyurethane		Plain Bore	<a href="#">SCC-SS31620S414-SPUS-TLB</a>	<a href="#">SCC-SS316TTL20S414-SPUS</a>	Blue
		HT Glass Filled Nylon		350	Plain Bore	<a href="#">SCC-SS31620S414-GFNSHT-TLB</a>	<a href="#">SCC-SS316TTL20S414-GFNSHT</a>
5"	1-1/4"	Soft Rubber	275	Plain Bore	<a href="#">SCC-SS31620S514-SRS-TLB</a>	<a href="#">SCC-SS316TTL20S514-SRS</a>	Black
		Thermo Plastic Rubber	300	Ball Bearing	<a href="#">SCC-SS31620S514-TPRB-TLB</a>	<a href="#">SCC-SS316TTL20S514-TPRB</a>	Gray
		Hard Rubber		Plain Bore	<a href="#">SCC-SS31620S514-HRS-TLB</a>	<a href="#">SCC-SS316TTL20S514-HRS</a>	Black
		Nylon	350	Plain Bore	<a href="#">SCC-SS31620S514-NYS-TLB</a>	<a href="#">SCC-SS316TTL20S514-NYS</a>	White
		Polyolefin		Plain Bore	<a href="#">SCC-SS31620S514-POS-TLB</a>	<a href="#">SCC-SS316TTL20S514-POS</a>	Black
		Polyurethane		Ball Bearing	<a href="#">SCC-SS31620S514-PPUB-TLB</a>	<a href="#">SCC-SS316TTL20S514-PPUB</a>	
		Solid Polyurethane		Plain Bore	<a href="#">SCC-SS31620S514-SPUS-TLB</a>	<a href="#">SCC-SS316TTL20S514-SPUS</a>	Blue
		HT Glass Filled Nylon	350	Plain Bore	<a href="#">SCC-SS31620S514-GFNSHT-TLB</a>	<a href="#">SCC-SS316TTL20S514-GFNSHT</a>	Black or Brown



# Stainless Steel 316

Our **Stainless Steel 316** Casters provide corrosion resistance, smooth mobility, and hygienic design for efficient pharmaceutical operations.





# 316 STAINLESS STEEL



Wheel Diameter	Overall Height	Swivel Radius	Aproximate Weight
3"	4-1/8"	2-15/16"	1.45
3-1/2"	4-5/8"	3-3/16"	1.6
4"	5-1/8"	3-1/2"	1.7
5"	6-1/8"	4"	2



## THREADED STEM CASTERS

Wheel Dia	Tread Width	Wheel Type	Load Capacity	Bearing Type	Swivel Caster	Stem Code	Overall Height	Color
3"	1-1/4"	Soft Rubber	175	Plain Bore	<a href="#">SCC-SS316TS20S314-SRS</a>	<a href="#">381615</a> , <a href="#">121315</a> , <a href="#">M1015</a> , <a href="#">M1215</a>	4-1/8"	Black
		Thermo Plastic Rubber	210	Ball Bearing	<a href="#">SCC-SS316TS20S314-TPRB</a>	<a href="#">381615</a> , <a href="#">121315</a> , <a href="#">M1015</a> , <a href="#">M1215</a>		Gray
		Hard Rubber	275	Plain Bore	<a href="#">SCC-SS316TS20S314-HRS</a>	<a href="#">381615</a> , <a href="#">121315</a> , <a href="#">M1015</a> , <a href="#">M1215</a>		Black
		Nylon	300	Plain Bore	<a href="#">SCC-SS316TS20S314-NYS</a>	<a href="#">381615</a> , <a href="#">121315</a> , <a href="#">M1015</a> , <a href="#">M1215</a>		White
		Polyolefin		Plain Bore	<a href="#">SCC-SS316TS20S314-POS</a>	<a href="#">381615</a> , <a href="#">121315</a> , <a href="#">M1015</a> , <a href="#">M1215</a>		Black
		Polyurethane		Ball Bearing	<a href="#">SCC-SS316TS20S314-PPUB</a>	<a href="#">381615</a> , <a href="#">121315</a> , <a href="#">M1015</a> , <a href="#">M1215</a>		
		Solid Polyurethane		Plain Bore	<a href="#">SCC-SS316TS20S314-SPUS</a>	<a href="#">381615</a> , <a href="#">121315</a> , <a href="#">M1015</a> , <a href="#">M1215</a>		Blue
		HT Glass Filled Nylon	350	Plain Bore	<a href="#">SCC-SS316TS20S314-GFNSHT</a>	<a href="#">381615</a> , <a href="#">121315</a> , <a href="#">M1015</a> , <a href="#">M1215</a>		Black or Brown
3-1/2"	1-1/4"	Soft Rubber	200	Plain Bore	<a href="#">SCC-SS316TS20S3514-SRS</a>	<a href="#">381615</a> , <a href="#">121315</a> , <a href="#">M1015</a> , <a href="#">M1215</a>	4-5/8"	Black
		Thermo Plastic Rubber	230	Plain Bore	<a href="#">SCC-SS316TS20S3514-TPRB</a>	<a href="#">381615</a> , <a href="#">121315</a> , <a href="#">M1015</a> , <a href="#">M1215</a>		Gray
		Hard Rubber	285	Plain Bore	<a href="#">SCC-SS316TS20S3514-HRS</a>	<a href="#">381615</a> , <a href="#">121315</a> , <a href="#">M1015</a> , <a href="#">M1215</a>		Black
		Polyolefin	300	Bushing	<a href="#">SCC-SS316TS20S3514-POS</a>	<a href="#">381615</a> , <a href="#">121315</a> , <a href="#">M1015</a> , <a href="#">M1215</a>		Black
		Polyurethane		Ball Bearing	<a href="#">SCC-SS316TS20S3514-PPUB</a>	<a href="#">381615</a> , <a href="#">121315</a> , <a href="#">M1015</a> , <a href="#">M1215</a>		
		Solid Polyurethane		Bushing	<a href="#">SCC-SS316TS20S3514-SPUS</a>	<a href="#">381615</a> , <a href="#">121315</a> , <a href="#">M1015</a> , <a href="#">M1215</a>		Blue
		HT Glass Filled Nylon	350	Plain Bore	<a href="#">SCC-SS316TS20S3514-GFNSHT</a>	<a href="#">381615</a> , <a href="#">121315</a> , <a href="#">M1015</a> , <a href="#">M1215</a>		Black or Brown
4"	1-1/4"	Soft Rubber	200	Plain Bore	<a href="#">SCC-SS316TS20S414-SRS</a>	<a href="#">381615</a> , <a href="#">121315</a> , <a href="#">M1015</a> , <a href="#">M1215</a>	5-1/8"	Black
		Thermo Plastic Rubber	250	Ball Bearing	<a href="#">SCC-SS316TS20S414-TPRB</a>	<a href="#">381615</a> , <a href="#">121315</a> , <a href="#">M1015</a> , <a href="#">M1215</a>		Gray
		Hard Rubber	300	Plain Bore	<a href="#">SCC-SS316TS20S414-HRS</a>	<a href="#">381615</a> , <a href="#">121315</a> , <a href="#">M1015</a> , <a href="#">M1215</a>		Black
		Nylon		Plain Bore	<a href="#">SCC-SS316TS20S414-NYS</a>	<a href="#">381615</a> , <a href="#">121315</a> , <a href="#">M1015</a> , <a href="#">M1215</a>		White
		Polyolefin	350	Plain Bore	<a href="#">SCC-SS316TS20S414-POS</a>	<a href="#">381615</a> , <a href="#">121315</a> , <a href="#">M1015</a> , <a href="#">M1215</a>		Black
		Polyurethane		Ball Bearing	<a href="#">SCC-SS316TS20S414-PPUB</a>	<a href="#">381615</a> , <a href="#">121315</a> , <a href="#">M1015</a> , <a href="#">M1215</a>		
		Solid Polyurethane		Plain Bore	<a href="#">SCC-SS316TS20S414-SPUS</a>	<a href="#">381615</a> , <a href="#">121315</a> , <a href="#">M1015</a> , <a href="#">M1215</a>		Blue
		HT Glass Filled Nylon	350	Plain Bore	<a href="#">SCC-SS316TS20S414-GFNSHT</a>	<a href="#">381615</a> , <a href="#">121315</a> , <a href="#">M1015</a> , <a href="#">M1215</a>		Black or Brown
5"	1-1/4"	Soft Rubber	275	Plain Bore	<a href="#">SCC-SS316TS20S514-SRS</a>	<a href="#">381615</a> , <a href="#">121315</a> , <a href="#">M1015</a> , <a href="#">M1215</a>	6-1/8"	Black
		Thermo Plastic Rubber	300	Ball Bearing	<a href="#">SCC-SS316TS20S514-TPRB</a>	<a href="#">381615</a> , <a href="#">121315</a> , <a href="#">M1015</a> , <a href="#">M1215</a>		Gray
		Hard Rubber		Plain Bore	<a href="#">SCC-SS316TS20S514-HRS</a>	<a href="#">381615</a> , <a href="#">121315</a> , <a href="#">M1015</a> , <a href="#">M1215</a>		Black
		Nylon	350	Plain Bore	<a href="#">SCC-SS316TS20S514-NYS</a>	<a href="#">381615</a> , <a href="#">121315</a> , <a href="#">M1015</a> , <a href="#">M1215</a>		White
		Polyolefin		Plain Bore	<a href="#">SCC-SS316TS20S514-POS</a>	<a href="#">381615</a> , <a href="#">121315</a> , <a href="#">M1015</a> , <a href="#">M1215</a>		Black
		Polyurethane		Ball Bearing	<a href="#">SCC-SS316TS20S514-PPUB</a>	<a href="#">381615</a> , <a href="#">121315</a> , <a href="#">M1015</a> , <a href="#">M1215</a>		
		Solid Polyurethane	Plain Bore	<a href="#">SCC-SS316TS20S514-SPUS</a>	<a href="#">381615</a> , <a href="#">121315</a> , <a href="#">M1015</a> , <a href="#">M1215</a>	Blue		
		HT Glass Filled Nylon	350	Plain Bore	<a href="#">SCC-SS316TS20S514-GFNSHT</a>	<a href="#">381615</a> , <a href="#">121315</a> , <a href="#">M1015</a> , <a href="#">M1215</a>		Black or Brown



**Precision Ball Bearings**  
Ensuring Smooth Rolling



**Washable Quality**  
You Can Trust



**Food-Grade Quality**



**Elegant Polished Finish**

### Total Lock Brake (TTL)

The **total lock** on casters secures both the wheel and swivel, ensuring complete stability for reliable and safe use.



[SCC-SS316TS20S414-HRS](#)

### Top Lock Brake (TLB)

The **Top lock brake** places a positive locking force against the wheel hub locking the wheel only.



### High Temp Wheels (HT)

Designed for high heat: 475°F for 30 mins.

[SCC-SS316TS20S514-GFNSHT-TLB](#)



Wheel Diameter	Overall Height	Swivel Radius	Aproximate Weight
3"	4-1/8"	2-15/16"	1.45
3-1/2"	4-5/8"	3-3/16"	1.6
4"	5-1/8"	3-1/2"	1.7
5"	6-1/8"	4"	2



**METRIC** Sizes Available!

Mounting Size (Metric)	Mounting Size (Inch)
M10-1.5 x 38MM (M1015)	3/8"-16 x 1-1/2" (381615)
M12-1.75 x 38MM (M1215)	1/2"-13 x 1-1/2" (121315)

## THREADED STEM CASTERS

Wheel Dia	Tread Width	Wheel Type	Load Capacity	Bearing Type	Top Lock Brake (TLB)	Stem Code	Overall Height	Color
3"	1-1/4"	Soft Rubber	175	Plain Bore	<a href="#">SCC-SS316TS20S314-SRS-TLB</a>	<a href="#">381615</a> , <a href="#">121315</a> , <a href="#">M1015</a> , <a href="#">M1215</a>	4-1/8"	Black
		Thermo Plastic Rubber	210	Ball Bearing	<a href="#">SCC-SS316TS20S314-TPRB-TLB</a>	<a href="#">381615</a> , <a href="#">121315</a> , <a href="#">M1015</a> , <a href="#">M1215</a>		Gray
		Hard Rubber	275	Plain Bore	<a href="#">SCC-SS316TS20S314-HRS-TLB</a>	<a href="#">381615</a> , <a href="#">121315</a> , <a href="#">M1015</a> , <a href="#">M1215</a>		Black
		Nylon	300	Plain Bore	<a href="#">SCC-SS316TS20S314-NYS-TLB</a>	<a href="#">381615</a> , <a href="#">121315</a> , <a href="#">M1015</a> , <a href="#">M1215</a>		White
		Polyolefin		Plain Bore	<a href="#">SCC-SS316TS20S314-POS-TLB</a>	<a href="#">381615</a> , <a href="#">121315</a> , <a href="#">M1015</a> , <a href="#">M1215</a>		Black
		Polyurethane		Ball Bearing	<a href="#">SCC-SS316TS20S314-PPUB-TLB</a>	<a href="#">381615</a> , <a href="#">121315</a> , <a href="#">M1015</a> , <a href="#">M1215</a>		Blue
		Solid Polyurethane		Plain Bore	<a href="#">SCC-SS316TS20S314-SPUS-TLB</a>	<a href="#">381615</a> , <a href="#">121315</a> , <a href="#">M1015</a> , <a href="#">M1215</a>		Black or Brown
		HT Glass Filled Nylon	350	Plain Bore	<a href="#">SCC-SS316TS20S314-GFNSHT-TLB</a>	<a href="#">381615</a> , <a href="#">121315</a> , <a href="#">M1015</a> , <a href="#">M1215</a>		
3-1/2"	1-1/4"	Soft Rubber	200	Plain Bore	<a href="#">SCC-SS316TS20S3514-SRS-TLB</a>	<a href="#">381615</a> , <a href="#">121315</a> , <a href="#">M1015</a> , <a href="#">M1215</a>	4-5/8"	Black
		Thermo Plastic Rubber	230	Plain Bore	<a href="#">SCC-SS316TS20S3514-TPRB-TLB</a>	<a href="#">381615</a> , <a href="#">121315</a> , <a href="#">M1015</a> , <a href="#">M1215</a>		Gray
		Hard Rubber	285	Plain Bore	<a href="#">SCC-SS316TS20S3514-HRS-TLB</a>	<a href="#">381615</a> , <a href="#">121315</a> , <a href="#">M1015</a> , <a href="#">M1215</a>		Black
		Polyolefin	300	Bushing	<a href="#">SCC-SS316TS20S3514-POS-TLB</a>	<a href="#">381615</a> , <a href="#">121315</a> , <a href="#">M1015</a> , <a href="#">M1215</a>		Black
		Polyurethane		Ball Bearing	<a href="#">SCC-SS316TS20S3514-PPUB-TLB</a>	<a href="#">381615</a> , <a href="#">121315</a> , <a href="#">M1015</a> , <a href="#">M1215</a>		Blue
		Solid Polyurethane		Bushing	<a href="#">SCC-SS316TS20S3514-SPUS-TLB</a>	<a href="#">381615</a> , <a href="#">121315</a> , <a href="#">M1015</a> , <a href="#">M1215</a>		Black or Brown
		HT Glass Filled Nylon	350	Plain Bore	<a href="#">SCC-SS316TS20S3514-GFNSHT-TLB</a>	<a href="#">381615</a> , <a href="#">121315</a> , <a href="#">M1015</a> , <a href="#">M1215</a>		
4"	1-1/4"	Soft Rubber	200	Plain Bore	<a href="#">SCC-SS316TS20S414-SRS-TLB</a>	<a href="#">381615</a> , <a href="#">121315</a> , <a href="#">M1015</a> , <a href="#">M1215</a>	5-1/8"	Black
		Thermo Plastic Rubber	250	Ball Bearing	<a href="#">SCC-SS316TS20S414-TPRB-TLB</a>	<a href="#">381615</a> , <a href="#">121315</a> , <a href="#">M1015</a> , <a href="#">M1215</a>		Gray
		Hard Rubber	300	Plain Bore	<a href="#">SCC-SS316TS20S414-HRS-TLB</a>	<a href="#">381615</a> , <a href="#">121315</a> , <a href="#">M1015</a> , <a href="#">M1215</a>		Black
		Nylon		Plain Bore	<a href="#">SCC-SS316TS20S414-NYS-TLB</a>	<a href="#">381615</a> , <a href="#">121315</a> , <a href="#">M1015</a> , <a href="#">M1215</a>		White
		Polyolefin	350	Plain Bore	<a href="#">SCC-SS316TS20S414-POS-TLB</a>	<a href="#">381615</a> , <a href="#">121315</a> , <a href="#">M1015</a> , <a href="#">M1215</a>		Black
		Polyurethane		Ball Bearing	<a href="#">SCC-SS316TS20S414-PPUB-TLB</a>	<a href="#">381615</a> , <a href="#">121315</a> , <a href="#">M1015</a> , <a href="#">M1215</a>		Blue
		Solid Polyurethane		Plain Bore	<a href="#">SCC-SS316TS20S414-SPUS-TLB</a>	<a href="#">381615</a> , <a href="#">121315</a> , <a href="#">M1015</a> , <a href="#">M1215</a>		Black or Brown
		HT Glass Filled Nylon	350	Plain Bore	<a href="#">SCC-SS316TS20S414-GFNSHT-TLB</a>	<a href="#">381615</a> , <a href="#">121315</a> , <a href="#">M1015</a> , <a href="#">M1215</a>		
5"	1-1/4"	Soft Rubber	275	Plain Bore	<a href="#">SCC-SS316TS20S514-SRS-TLB</a>	<a href="#">381615</a> , <a href="#">121315</a> , <a href="#">M1015</a> , <a href="#">M1215</a>	6-1/8"	Black
		Thermo Plastic Rubber	300	Ball Bearing	<a href="#">SCC-SS316TS20S514-TPRB-TLB</a>	<a href="#">381615</a> , <a href="#">121315</a> , <a href="#">M1015</a> , <a href="#">M1215</a>		Gray
		Hard Rubber		Plain Bore	<a href="#">SCC-SS316TS20S514-HRS-TLB</a>	<a href="#">381615</a> , <a href="#">121315</a> , <a href="#">M1015</a> , <a href="#">M1215</a>		Black
		Nylon	Plain Bore	<a href="#">SCC-SS316TS20S514-NYS-TLB</a>	<a href="#">381615</a> , <a href="#">121315</a> , <a href="#">M1015</a> , <a href="#">M1215</a>	White		
		Polyolefin	350	Plain Bore	<a href="#">SCC-SS316TS20S514-POS-TLB</a>	<a href="#">381615</a> , <a href="#">121315</a> , <a href="#">M1015</a> , <a href="#">M1215</a>		Black
		Polyurethane		Ball Bearing	<a href="#">SCC-SS316TS20S514-PPUB-TLB</a>	<a href="#">381615</a> , <a href="#">121315</a> , <a href="#">M1015</a> , <a href="#">M1215</a>		Blue
		Solid Polyurethane		Plain Bore	<a href="#">SCC-SS316TS20S514-SPUS-TLB</a>	<a href="#">381615</a> , <a href="#">121315</a> , <a href="#">M1015</a> , <a href="#">M1215</a>		Black or Brown
		HT Glass Filled Nylon	350	Plain Bore	<a href="#">SCC-SS316TS20S514-GFNSHT-TLB</a>	<a href="#">381615</a> , <a href="#">121315</a> , <a href="#">M1015</a> , <a href="#">M1215</a>		



- ✓ Quality
- ✓ Reliability
- ✓ Excellence



Inch or Metric?

Measure Up!

SERVICE CASTER

**"THE ADVANTAGE"**



# 316 STAINLESS STEEL

Wheel Diameter	Overall Height	Swivel Radius	Aproximate Weight
3"	4-1/8"	2-15/16"	1.45
3-1/2"	4-5/8"	3-3/16"	1.6
4"	5-1/8"	3-1/2"	1.7
5"	6-1/8"	4"	2



**METRIC** Sizes Available!

Mounting Size (Metric)	Mounting Size (Inch)
M10-1.5 x 38MM (M1015)	3/8"-16 x 1-1/2" (381615)
M12-1.75 x 38MM (M1215)	1/2"-13 x 1-1/2" (121315)

## THREADED STEM CASTERS

Wheel Dia	Tread Width	Wheel Type	Load Capacity	Bearing Type	Total Lock Brake (TTL)	Stem Code	Overall Height	Color
3"	1-1/4"	Soft Rubber	175	Plain Bore	<a href="#">SCC-SS316STTL20S314-SRS</a>	<a href="#">381615</a> , <a href="#">121315</a> , <a href="#">M1015</a> , <a href="#">M1215</a>	4-1/8"	Black
		Thermo Plastic Rubber	210	Ball Bearing	<a href="#">SCC-SS316STTL20S314-TPRB</a>	<a href="#">381615</a> , <a href="#">121315</a> , <a href="#">M1015</a> , <a href="#">M1215</a>		Gray
		Hard Rubber	275	Plain Bore	<a href="#">SCC-SS316STTL20S314-HRS</a>	<a href="#">381615</a> , <a href="#">121315</a> , <a href="#">M1015</a> , <a href="#">M1215</a>		Black
		Nylon	300	Plain Bore	<a href="#">SCC-SS316STTL20S314-NYS</a>	<a href="#">381615</a> , <a href="#">121315</a> , <a href="#">M1015</a> , <a href="#">M1215</a>		White
		Polyolefin		Plain Bore	<a href="#">SCC-SS316STTL20S314-POS</a>	<a href="#">381615</a> , <a href="#">121315</a> , <a href="#">M1015</a> , <a href="#">M1215</a>		Black
		Polyurethane		Ball Bearing	<a href="#">SCC-SS316STTL20S314-PPUB</a>	<a href="#">381615</a> , <a href="#">121315</a> , <a href="#">M1015</a> , <a href="#">M1215</a>		
		Solid Polyurethane		Plain Bore	<a href="#">SCC-SS316STTL20S314-SPUS</a>	<a href="#">381615</a> , <a href="#">121315</a> , <a href="#">M1015</a> , <a href="#">M1215</a>		Blue
		HT Glass Filled Nylon	350	Plain Bore	<a href="#">SCC-SS316STTL20S314-GFNSHT</a>	<a href="#">381615</a> , <a href="#">121315</a> , <a href="#">M1015</a> , <a href="#">M1215</a>		Black or Brown
3-1/2"	1-1/4"	Soft Rubber	200	Plain Bore	<a href="#">SCC-SS316STTL20S3514-SRS</a>	<a href="#">381615</a> , <a href="#">121315</a> , <a href="#">M1015</a> , <a href="#">M1215</a>	4-5/8"	Black
		Thermo Plastic Rubber	230	Plain Bore	<a href="#">SCC-SS316STTL20S3514-TPRB</a>	<a href="#">381615</a> , <a href="#">121315</a> , <a href="#">M1015</a> , <a href="#">M1215</a>		Gray
		Hard Rubber	285	Plain Bore	<a href="#">SCC-SS316STTL20S3514-HRS</a>	<a href="#">381615</a> , <a href="#">121315</a> , <a href="#">M1015</a> , <a href="#">M1215</a>		Black
		Polyolefin	300	Bushing	<a href="#">SCC-SS316STTL20S3514-POS</a>	<a href="#">381615</a> , <a href="#">121315</a> , <a href="#">M1015</a> , <a href="#">M1215</a>		Black
		Polyurethane		Ball Bearing	<a href="#">SCC-SS316STTL20S3514-PPUB</a>	<a href="#">381615</a> , <a href="#">121315</a> , <a href="#">M1015</a> , <a href="#">M1215</a>		
		Solid Polyurethane		Bushing	<a href="#">SCC-SS316STTL20S3514-SPUS</a>	<a href="#">381615</a> , <a href="#">121315</a> , <a href="#">M1015</a> , <a href="#">M1215</a>		Blue
		HT Glass Filled Nylon	350	Plain Bore	<a href="#">SCC-SS316STTL20S3514-GFNSHT</a>	<a href="#">381615</a> , <a href="#">121315</a> , <a href="#">M1015</a> , <a href="#">M1215</a>		Black or Brown
4"	1-1/4"	Soft Rubber	200	Plain Bore	<a href="#">SCC-SS316STTL20S414-SRS</a>	<a href="#">381615</a> , <a href="#">121315</a> , <a href="#">M1015</a> , <a href="#">M1215</a>	5-1/8"	Black
		Thermo Plastic Rubber	250	Ball Bearing	<a href="#">SCC-SS316STTL20S414-TPRB</a>	<a href="#">381615</a> , <a href="#">121315</a> , <a href="#">M1015</a> , <a href="#">M1215</a>		Gray
		Hard Rubber	300	Plain Bore	<a href="#">SCC-SS316STTL20S414-HRS</a>	<a href="#">381615</a> , <a href="#">121315</a> , <a href="#">M1015</a> , <a href="#">M1215</a>		Black
		Nylon		Plain Bore	<a href="#">SCC-SS316STTL20S414-NYS</a>	<a href="#">381615</a> , <a href="#">121315</a> , <a href="#">M1015</a> , <a href="#">M1215</a>		White
		Polyolefin	350	Plain Bore	<a href="#">SCC-SS316STTL20S414-POS</a>	<a href="#">381615</a> , <a href="#">121315</a> , <a href="#">M1015</a> , <a href="#">M1215</a>		Black
		Polyurethane		Ball Bearing	<a href="#">SCC-SS316STTL20S414-PPUB</a>	<a href="#">381615</a> , <a href="#">121315</a> , <a href="#">M1015</a> , <a href="#">M1215</a>		
		Solid Polyurethane		Plain Bore	<a href="#">SCC-SS316STTL20S414-SPUS</a>	<a href="#">381615</a> , <a href="#">121315</a> , <a href="#">M1015</a> , <a href="#">M1215</a>		Blue
		HT Glass Filled Nylon	350	Plain Bore	<a href="#">SCC-SS316STTL20S414-GFNSHT</a>	<a href="#">381615</a> , <a href="#">121315</a> , <a href="#">M1015</a> , <a href="#">M1215</a>		Black or Brown
5"	1-1/4"	Soft Rubber	275	Plain Bore	<a href="#">SCC-SS316STTL20S514-SRS</a>	<a href="#">381615</a> , <a href="#">121315</a> , <a href="#">M1015</a> , <a href="#">M1215</a>	6-1/8"	Black
		Thermo Plastic Rubber	300	Ball Bearing	<a href="#">SCC-SS316STTL20S514-TPRB</a>	<a href="#">381615</a> , <a href="#">121315</a> , <a href="#">M1015</a> , <a href="#">M1215</a>		Gray
		Hard Rubber		Plain Bore	<a href="#">SCC-SS316STTL20S514-HRS</a>	<a href="#">381615</a> , <a href="#">121315</a> , <a href="#">M1015</a> , <a href="#">M1215</a>		Black
		Nylon	Plain Bore	<a href="#">SCC-SS316STTL20S514-NYS</a>	<a href="#">381615</a> , <a href="#">121315</a> , <a href="#">M1015</a> , <a href="#">M1215</a>	White		
		Polyolefin	350	Plain Bore	<a href="#">SCC-SS316STTL20S514-POS</a>	<a href="#">381615</a> , <a href="#">121315</a> , <a href="#">M1015</a> , <a href="#">M1215</a>		Black
		Polyurethane		Ball Bearing	<a href="#">SCC-SS316STTL20S514-PPUB</a>	<a href="#">381615</a> , <a href="#">121315</a> , <a href="#">M1015</a> , <a href="#">M1215</a>		
		Solid Polyurethane		Plain Bore	<a href="#">SCC-SS316STTL20S514-SPUS</a>	<a href="#">381615</a> , <a href="#">121315</a> , <a href="#">M1015</a> , <a href="#">M1215</a>		Blue
		HT Glass Filled Nylon	350	Plain Bore	<a href="#">SCC-SS316STTL20S514-GFNSHT</a>	<a href="#">381615</a> , <a href="#">121315</a> , <a href="#">M1015</a> , <a href="#">M1215</a>		Black or Brown

## HIGH-END STEM CASTERS!



The **total lock** on casters secures both the wheel and swivel, ensuring complete stability for reliable and safe use.



Stainless **threaded stem** casters provide smooth maneuverability in various sizes, including metric, with excellent corrosion resistance.



Stainless **zerk fittings** ensure easy lubrication access, reduce wear, resist corrosion, and are ideal for high-performance applications.




**Polyurethane wheels** offer excellent durability, smooth rides, and resist wear. Available in various tread colors for a customized look.



# 316 STAINLESS STEEL



## BOLT HOLE (HOLLOW KINGPIN) CASTERS

Wheel Diameter	Overall Height	Swivel Radius	Approximate Weight 
3"	4-1/8"	2-15/16"	1.45
3-1/2"	4-5/8"	3-3/16"	1.6
4"	5-1/8"	3-1/2"	1.7
5"	6-1/8"	4"	2

Wheel Dia	Tread Width	Wheel Type	Load Capacity	Bearing Type	Swivel Caster	Overall Height	Color
3"	1-1/4"	Soft Rubber	175	Plain Bore	<a href="#">SCC-SS316BH20S314-SRS</a>	4-1/8"	Black
		Thermo Plastic Rubber	210	Ball Bearing	<a href="#">SCC-SS316BH20S314-TPRB</a>		Gray
		Hard Rubber	275	Plain Bore	<a href="#">SCC-SS316BH20S314-HRS</a>		Black
		Nylon	300	Plain Bore	<a href="#">SCC-SS316BH20S314-NYS</a>		White
		Polyolefin		Plain Bore	<a href="#">SCC-SS316BH20S314-POS</a>		Black
		Polyurethane		Ball Bearing	<a href="#">SCC-SS316BH20S314-PPUB</a>		
		Solid Polyurethane		Plain Bore	<a href="#">SCC-SS316BH20S314-SPUS</a>		Blue
		HT Glass Filled Nylon	350	Plain Bore	<a href="#">SCC-SS316BH20S314-GFNSHT</a>		Black or Brown
3-1/2"	1-1/4"	Soft Rubber	200	Plain Bore	<a href="#">SCC-SS316BH20S3514-SRS</a>	4-5/8"	Black
		Thermo Plastic Rubber	230	Plain Bore	<a href="#">SCC-SS316BH20S3514-TPRB</a>		Gray
		Hard Rubber	285	Plain Bore	<a href="#">SCC-SS316BH20S3514-HRS</a>		Black
		Polyolefin	300	Bushing	<a href="#">SCC-SS316BH20S3514-POS</a>		Black
		Polyurethane		Ball Bearing	<a href="#">SCC-SS316BH20S3514-PPUB</a>		
		Solid Polyurethane		Bushing	<a href="#">SCC-SS316BH20S3514-SPUS</a>		Blue
		HT Glass Filled Nylon	350	Plain Bore	<a href="#">SCC-SS316BH20S3514-GFNSHT</a>		Black or Brown
4"	1-1/4"	Soft Rubber	200	Plain Bore	<a href="#">SCC-SS316BH20S414-SRS</a>	5-1/8"	Black
		Thermo Plastic Rubber	250	Ball Bearing	<a href="#">SCC-SS316BH20S414-TPRB</a>		Gray
		Hard Rubber	300	Plain Bore	<a href="#">SCC-SS316BH20S414-HRS</a>		Black
		Nylon		Plain Bore	<a href="#">SCC-SS316BH20S414-NYS</a>		White
		Polyolefin	350	Plain Bore	<a href="#">SCC-SS316BH20S414-POS</a>		Black
		Polyurethane		Ball Bearing	<a href="#">SCC-SS316BH20S414-PPUB</a>		
		Solid Polyurethane		Plain Bore	<a href="#">SCC-SS316BH20S414-SPUS</a>		Blue
		HT Glass Filled Nylon		Plain Bore	<a href="#">SCC-SS316BH20S414-GFNSHT</a>		Black or Brown
5"	1-1/4"	Soft Rubber	275	Plain Bore	<a href="#">SCC-SS316BH20S514-SRS</a>	6-1/8"	Black
		Thermo Plastic Rubber	300	Ball Bearing	<a href="#">SCC-SS316BH20S514-TPRB</a>		Gray
		Hard Rubber		Plain Bore	<a href="#">SCC-SS316BH20S514-HRS</a>		Black
		Nylon		Plain Bore	<a href="#">SCC-SS316BH20S514-NYS</a>		White
		Polyolefin	350	Plain Bore	<a href="#">SCC-SS316BH20S514-POS</a>		Black
		Polyurethane		Ball Bearing	<a href="#">SCC-SS316BH20S514-PPUB</a>		
		Solid Polyurethane		Plain Bore	<a href="#">SCC-SS316BH20S514-SPUS</a>		Blue
		HT Glass Filled Nylon		Plain Bore	<a href="#">SCC-SS316BH20S514-GFNSHT</a>		Black or Brown

## So many ways to showcase your style!

Our stainless steel bolt-hole casters are available in a wide variety of **styles** and **stem sizes**, offering the perfect solution for any application. Crafted from high-quality stainless steel, these casters are designed for durability and longevity.

Can't find the size you need? Reach out to our knowledgeable **customer service team**, and they'll help you find the perfect fit for your needs!



THREADED STEM



SQUARE STEM



ROUND STEM




GRIP RING STEM



EXPANDING STEM



Wheel Diameter	Overall Height	Swivel Radius	Aproximate Weight
3"	4-1/8"	2-15/16"	1.45
3-1/2"	4-5/8"	3-3/16"	1.6
4"	5-1/8"	3-1/2"	1.7
5"	6-1/8"	4"	2



Choose Your Color



## BOLT-HOLE CASTERS

Wheel Dia	Tread Width	Wheel Type	Load Capacity	Bearing Type	Top Lock Brake (TLB)	Total Lock Brake (TTL)	Overall Height	Color
3"	1-1/4"	Soft Rubber	175	Plain Bore	<a href="#">SCC-SS316BH20S314-SRS-TLB</a>	<a href="#">SCC-SS316BH TTL20S314-SRS</a>	4-1/8"	Black
		Thermo Plastic Rubber	210	Ball Bearing	<a href="#">SCC-SS316BH20S314-TPRB-TLB</a>	<a href="#">SCC-SS316BH TTL20S314-TPRB</a>		Gray
		Hard Rubber	275	Plain Bore	<a href="#">SCC-SS316BH20S314-HRS-TLB</a>	<a href="#">SCC-SS316BH TTL20S314-HRS</a>		Black
		Nylon	300	Plain Bore	<a href="#">SCC-SS316BH20S314-NYS-TLB</a>	<a href="#">SCC-SS316BH TTL20S314-NYS</a>		White
		Polyolefin		Plain Bore	<a href="#">SCC-SS316BH20S314-POS-TLB</a>	<a href="#">SCC-SS316BH TTL20S314-POS</a>		Black
		Polyurethane		Ball Bearing	<a href="#">SCC-SS316BH20S314-PPUB-TLB</a>	<a href="#">SCC-SS316BH TTL20S314-PPUB</a>		Blue
		Solid Polyurethane	350	Plain Bore	<a href="#">SCC-SS316BH20S314-SPUS-TLB</a>	<a href="#">SCC-SS316BH TTL20S314-SPUS</a>		Blue
		HT Glass Filled Nylon		Plain Bore	<a href="#">SCC-SS316BH20S314-GFNSHT-TLB</a>	<a href="#">SCC-SS316BH TTL20S314-GFNSHT</a>		Black or Brown
3-1/2"	1-1/4"	Soft Rubber	200	Plain Bore	<a href="#">SCC-SS316BH20S3514-SRS-TLB</a>	<a href="#">SCC-SS316BH TTL20S3514-SRS</a>	4-5/8"	Black
		Thermo Plastic Rubber	230	Plain Bore	<a href="#">SCC-SS316BH20S3514-TPRB-TLB</a>	<a href="#">SCC-SS316BH TTL20S3514-TPRB</a>		Gray
		Hard Rubber	285	Plain Bore	<a href="#">SCC-SS316BH20S3514-HRS-TLB</a>	<a href="#">SCC-SS316BH TTL20S3514-HRS</a>		Black
		Polyolefin	300	Bushing	<a href="#">SCC-SS316BH20S3514-POS-TLB</a>	<a href="#">SCC-SS316BH TTL20S3514-POS</a>		Black
		Polyurethane		Ball Bearing	<a href="#">SCC-SS316BH20S3514-PPUB-TLB</a>	<a href="#">SCC-SS316BH TTL20S3514-PPUB</a>		Blue
		Solid Polyurethane		Bushing	<a href="#">SCC-SS316BH20S3514-SPUS-TLB</a>	<a href="#">SCC-SS316BH TTL20S3514-SPUS</a>		Blue
		HT Glass Filled Nylon	350	Plain Bore	<a href="#">SCC-SS316BH20S3514-GFNSHT-TLB</a>	<a href="#">SCC-SS316BH TTL20S3514-GFNSHT</a>		Black or Brown
4"	1-1/4"	Soft Rubber	200	Plain Bore	<a href="#">SCC-SS316BH20S414-SRS-TLB</a>	<a href="#">SCC-SS316BH TTL20S414-SRS</a>	5-1/8"	Black
		Thermo Plastic Rubber	250	Ball Bearing	<a href="#">SCC-SS316BH20S414-TPRB-TLB</a>	<a href="#">SCC-SS316BH TTL20S414-TPRB</a>		Gray
		Hard Rubber	300	Plain Bore	<a href="#">SCC-SS316BH20S414-HRS-TLB</a>	<a href="#">SCC-SS316BH TTL20S414-HRS</a>		Black
		Nylon		Plain Bore	<a href="#">SCC-SS316BH20S414-NYS-TLB</a>	<a href="#">SCC-SS316BH TTL20S414-NYS</a>		White
		Polyolefin		Plain Bore	<a href="#">SCC-SS316BH20S414-POS-TLB</a>	<a href="#">SCC-SS316BH TTL20S414-POS</a>		Black
		Polyurethane	350	Ball Bearing	<a href="#">SCC-SS316BH20S414-PPUB-TLB</a>	<a href="#">SCC-SS316BH TTL20S414-PPUB</a>		Blue
		Solid Polyurethane		Plain Bore	<a href="#">SCC-SS316BH20S414-SPUS-TLB</a>	<a href="#">SCC-SS316BH TTL20S414-SPUS</a>		Blue
		HT Glass Filled Nylon		Plain Bore	<a href="#">SCC-SS316BH20S414-GFNSHT-TLB</a>	<a href="#">SCC-SS316BH TTL20S414-GFNSHT</a>		Black or Brown
5"	1-1/4"	Soft Rubber	275	Plain Bore	<a href="#">SCC-SS316BH20S514-SRS-TLB</a>	<a href="#">SCC-SS316BH TTL20S514-SRS</a>	6-1/8"	Black
		Thermo Plastic Rubber	300	Ball Bearing	<a href="#">SCC-SS316BH20S514-TPRB-TLB</a>	<a href="#">SCC-SS316BH TTL20S514-TPRB</a>		Gray
		Hard Rubber		Plain Bore	<a href="#">SCC-SS316BH20S514-HRS-TLB</a>	<a href="#">SCC-SS316BH TTL20S514-HRS</a>		Black
		Nylon		Plain Bore	<a href="#">SCC-SS316BH20S514-NYS-TLB</a>	<a href="#">SCC-SS316BH TTL20S514-NYS</a>		White
		Polyolefin	350	Plain Bore	<a href="#">SCC-SS316BH20S514-POS-TLB</a>	<a href="#">SCC-SS316BH TTL20S514-POS</a>		Black
		Polyurethane		Ball Bearing	<a href="#">SCC-SS316BH20S514-PPUB-TLB</a>	<a href="#">SCC-SS316BH TTL20S514-PPUB</a>		Blue
		Solid Polyurethane		Plain Bore	<a href="#">SCC-SS316BH20S514-SPUS-TLB</a>	<a href="#">SCC-SS316BH TTL20S514-SPUS</a>		Blue
		HT Glass Filled Nylon	Plain Bore	<a href="#">SCC-SS316BH20S514-GFNSHT-TLB</a>	<a href="#">SCC-SS316BH TTL20S514-GFNSHT</a>	Black or Brown		

# Unlock Limitless Options with Bolt Hole Casters!

Shop Stemless Casters Today! These Hollow Kingpin Casters let you use your own bolt for endless attachment options, fitting up to a 1/2" bolt. Perfect for unique projects, they offer various wheel sizes and types to suit your needs.







# 316 STAINLESS STEEL

Wheel Diameter	Overall Height	Swivel Radius	Approximate Weight <sup>lbs</sup>
3"	4-1/8"	2-15/16"	1.45
3-1/2"	4-5/8"	3-3/16"	1.6
4"	5-1/8"	3-1/2"	1.7
5"	6-1/8"	4"	2

Mounting Size	Mounting Size
3/4" (34)	1-3/8" (138)
7/8" (78)	1-1/2" (112)
1" (1)	1-5/8" (158)
1-1/8" (118)	1-3/4" (134)
1-1/4" (114)	1-7/8" (178)

## EXPANDING STEM CASTERS

Wheel Dia	Tread Width	Wheel Type	Load Capacity	Bearing Type	Swivel Caster	Stem Code	Color
3"	1-1/4"	Soft Rubber	175	Plain Bore	<a href="#">SCC-SS316EX20S314-SRS</a>	<a href="#">34, 78, 1, 118, 114, 138, 112, 158, 134, 178</a>	Black
		Thermo Plastic Rubber	210	Ball Bearing	<a href="#">SCC-SS316EX20S314-TPRB</a>	<a href="#">34, 78, 1, 118, 114, 138, 112, 158, 134, 178</a>	Gray
		Hard Rubber	275	Plain Bore	<a href="#">SCC-SS316EX20S314-HRS</a>	<a href="#">34, 78, 1, 118, 114, 138, 112, 158, 134, 178</a>	Black
		Nylon	300	Plain Bore	<a href="#">SCC-SS316EX20S314-NYS</a>	<a href="#">34, 78, 1, 118, 114, 138, 112, 158, 134, 178</a>	White
		Polyolefin		Plain Bore	<a href="#">SCC-SS316EX20S314-POS</a>	<a href="#">34, 78, 1, 118, 114, 138, 112, 158, 134, 178</a>	Black
		Polyurethane		Ball Bearing	<a href="#">SCC-SS316EX20S314-PPUB</a>	<a href="#">34, 78, 1, 118, 114, 138, 112, 158, 134, 178</a>	
		Solid Polyurethane	350	Plain Bore	<a href="#">SCC-SS316EX20S314-SPUS</a>	<a href="#">34, 78, 1, 118, 114, 138, 112, 158, 134, 178</a>	Blue
HT Glass Filled Nylon	350	Plain Bore	<a href="#">SCC-SS316EX20S314-GFNSHT</a>	<a href="#">34, 78, 1, 118, 114, 138, 112, 158, 134, 178</a>	Black or Brown		
3-1/2"	1-1/4"	Soft Rubber	200	Plain Bore	<a href="#">SCC-SS316EX20S3514-SRS</a>	<a href="#">34, 78, 1, 118, 114, 138, 112, 158, 134, 178</a>	Black
		Thermo Plastic Rubber	230	Plain Bore	<a href="#">SCC-SS316EX20S3514-TPRB</a>	<a href="#">34, 78, 1, 118, 114, 138, 112, 158, 134, 178</a>	Gray
		Hard Rubber	285	Plain Bore	<a href="#">SCC-SS316EX20S3514-HRS</a>	<a href="#">34, 78, 1, 118, 114, 138, 112, 158, 134, 178</a>	Black
		Polyolefin	300	Bushing	<a href="#">SCC-SS316EX20S3514-POS</a>	<a href="#">34, 78, 1, 118, 114, 138, 112, 158, 134, 178</a>	Black
		Polyurethane		Ball Bearing	<a href="#">SCC-SS316EX20S3514-PPUB</a>	<a href="#">34, 78, 1, 118, 114, 138, 112, 158, 134, 178</a>	
		Solid Polyurethane		Bushing	<a href="#">SCC-SS316EX20S3514-SPUS</a>	<a href="#">34, 78, 1, 118, 114, 138, 112, 158, 134, 178</a>	Blue
		HT Glass Filled Nylon	350	Plain Bore	<a href="#">SCC-SS316EX20S3514-GFNSHT</a>	<a href="#">34, 78, 1, 118, 114, 138, 112, 158, 134, 178</a>	Black or Brown
4"	1-1/4"	Soft Rubber	200	Plain Bore	<a href="#">SCC-SS316EX20S414-SRS</a>	<a href="#">34, 78, 1, 118, 114, 138, 112, 158, 134, 178</a>	Black
		Thermo Plastic Rubber	250	Ball Bearing	<a href="#">SCC-SS316EX20S414-TPRB</a>	<a href="#">34, 78, 1, 118, 114, 138, 112, 158, 134, 178</a>	Gray
		Hard Rubber	300	Plain Bore	<a href="#">SCC-SS316EX20S414-HRS</a>	<a href="#">34, 78, 1, 118, 114, 138, 112, 158, 134, 178</a>	Black
		Nylon		Plain Bore	<a href="#">SCC-SS316EX20S414-NYS</a>	<a href="#">34, 78, 1, 118, 114, 138, 112, 158, 134, 178</a>	White
		Polyolefin		Plain Bore	<a href="#">SCC-SS316EX20S414-POS</a>	<a href="#">34, 78, 1, 118, 114, 138, 112, 158, 134, 178</a>	Black
		Polyurethane	350	Ball Bearing	<a href="#">SCC-SS316EX20S414-PPUB</a>	<a href="#">34, 78, 1, 118, 114, 138, 112, 158, 134, 178</a>	
		Solid Polyurethane		Plain Bore	<a href="#">SCC-SS316EX20S414-SPUS</a>	<a href="#">34, 78, 1, 118, 114, 138, 112, 158, 134, 178</a>	Blue
HT Glass Filled Nylon	350	Plain Bore	<a href="#">SCC-SS316EX20S414-GFNSHT</a>	<a href="#">34, 78, 1, 118, 114, 138, 112, 158, 134, 178</a>	Black or Brown		
5"	1-1/4"	Soft Rubber	275	Plain Bore	<a href="#">SCC-SS316EX20S514-SRS</a>	<a href="#">34, 78, 1, 118, 114, 138, 112, 158, 134, 178</a>	Black
		Thermo Plastic Rubber	300	Ball Bearing	<a href="#">SCC-SS316EX20S514-TPRB</a>	<a href="#">34, 78, 1, 118, 114, 138, 112, 158, 134, 178</a>	Gray
		Hard Rubber		Plain Bore	<a href="#">SCC-SS316EX20S514-HRS</a>	<a href="#">34, 78, 1, 118, 114, 138, 112, 158, 134, 178</a>	Black
		Nylon		Plain Bore	<a href="#">SCC-SS316EX20S514-NYS</a>	<a href="#">34, 78, 1, 118, 114, 138, 112, 158, 134, 178</a>	White
		Polyolefin	350	Plain Bore	<a href="#">SCC-SS316EX20S514-POS</a>	<a href="#">34, 78, 1, 118, 114, 138, 112, 158, 134, 178</a>	Black
		Polyurethane		Ball Bearing	<a href="#">SCC-SS316EX20S514-PPUB</a>	<a href="#">34, 78, 1, 118, 114, 138, 112, 158, 134, 178</a>	
		Solid Polyurethane		Plain Bore	<a href="#">SCC-SS316EX20S514-SPUS</a>	<a href="#">34, 78, 1, 118, 114, 138, 112, 158, 134, 178</a>	Blue
HT Glass Filled Nylon	350	Plain Bore	<a href="#">SCC-SS316EX20S514-GFNSHT</a>	<a href="#">34, 78, 1, 118, 114, 138, 112, 158, 134, 178</a>	Black or Brown		

EXPLORE OUR DIVERSE MOUNTING OPTIONS IN OUR EXPANDING STEM CASTER SERIES. FOR FURTHER ASSISTANCE, CONTACT OUR [CUSTOMER SERVICE](#).



## Expanding Stem Casters for Equipment, Racks, & Prep Tables

Designed to fit a variety of **square** and **round** tube legs by adapting to the tube's inside diameter. Perfect for prep tables, work tables, racks, and shop projects. Choose from a wide range of wheel types, including non-marking, floor-safe, easy-rolling polyurethane.



# 316 STAINLESS STEEL

Wheel Diameter	Overall Height	Swivel Radius	Approximate Weight
3"	4-1/8"	2-15/16"	1.45
3-1/2"	4-5/8"	3-3/16"	1.6
4"	5-1/8"	3-1/2"	1.7
5"	6-1/8"	4"	2



Mounting Size	Mounting Size
3/4" (34)	1-3/8" (138)
7/8" (78)	1-1/2" (112)
1" (1)	1-5/8" (158)
1-1/8" (118)	1-3/4" (134)
1-1/4" (114)	1-7/8" (178)

## EXPANDING STEM CASTERS

Wheel Dia	Tread Width	Wheel Type	Load Capacity	Bearing Type	Top Lock Brake (TLB)	Stem Code	Color
3"	1-1/4"	Soft Rubber	175	Plain Bore	<a href="#">SCC-SS316EX20S314-SRS-TLB</a>	<a href="#">34, 78, 1, 118, 114, 138, 112, 158, 134, 178</a>	Black
		Thermo Plastic Rubber	210	Ball Bearing	<a href="#">SCC-SS316EX20S314-TPRB-TLB</a>	<a href="#">34, 78, 1, 118, 114, 138, 112, 158, 134, 178</a>	Gray
		Hard Rubber	275	Plain Bore	<a href="#">SCC-SS316EX20S314-HRS-TLB</a>	<a href="#">34, 78, 1, 118, 114, 138, 112, 158, 134, 178</a>	Black
		Nylon	300	Plain Bore	<a href="#">SCC-SS316EX20S314-NYS-TLB</a>	<a href="#">34, 78, 1, 118, 114, 138, 112, 158, 134, 178</a>	White
		Polyolefin		Plain Bore	<a href="#">SCC-SS316EX20S314-POS-TLB</a>	<a href="#">34, 78, 1, 118, 114, 138, 112, 158, 134, 178</a>	Black
		Polyurethane		Ball Bearing	<a href="#">SCC-SS316EX20S314-PPUB-TLB</a>	<a href="#">34, 78, 1, 118, 114, 138, 112, 158, 134, 178</a>	
		Solid Polyurethane	350	Plain Bore	<a href="#">SCC-SS316EX20S314-SPUS-TLB</a>	<a href="#">34, 78, 1, 118, 114, 138, 112, 158, 134, 178</a>	Blue
		HT Glass Filled Nylon		Plain Bore	<a href="#">SCC-SS316EX20S314-GFNSHT-TLB</a>	<a href="#">34, 78, 1, 118, 114, 138, 112, 158, 134, 178</a>	Black or Brown
3-1/2"	1-1/4"	Soft Rubber	200	Plain Bore	<a href="#">SCC-SS316EX20S3514-SRS-TLB</a>	<a href="#">34, 78, 1, 118, 114, 138, 112, 158, 134, 178</a>	Black
		Thermo Plastic Rubber	230	Plain Bore	<a href="#">SCC-SS316EX20S3514-TPRB-TLB</a>	<a href="#">34, 78, 1, 118, 114, 138, 112, 158, 134, 178</a>	Gray
		Hard Rubber	285	Plain Bore	<a href="#">SCC-SS316EX20S3514-HRS-TLB</a>	<a href="#">34, 78, 1, 118, 114, 138, 112, 158, 134, 178</a>	Black
		Polyolefin	300	Bushing	<a href="#">SCC-SS316EX20S3514-POS-TLB</a>	<a href="#">34, 78, 1, 118, 114, 138, 112, 158, 134, 178</a>	Black
		Polyurethane		Ball Bearing	<a href="#">SCC-SS316EX20S3514-PPUB-TLB</a>	<a href="#">34, 78, 1, 118, 114, 138, 112, 158, 134, 178</a>	
		Solid Polyurethane		Bushing	<a href="#">SCC-SS316EX20S3514-SPUS-TLB</a>	<a href="#">34, 78, 1, 118, 114, 138, 112, 158, 134, 178</a>	Blue
		HT Glass Filled Nylon	350	Plain Bore	<a href="#">SCC-SS316EX20S3514-GFNSHT-TLB</a>	<a href="#">34, 78, 1, 118, 114, 138, 112, 158, 134, 178</a>	Black or Brown
4"	1-1/4"	Soft Rubber	200	Plain Bore	<a href="#">SCC-SS316EX20S414-SRS-TLB</a>	<a href="#">34, 78, 1, 118, 114, 138, 112, 158, 134, 178</a>	Black
		Thermo Plastic Rubber	250	Ball Bearing	<a href="#">SCC-SS316EX20S414-TPRB-TLB</a>	<a href="#">34, 78, 1, 118, 114, 138, 112, 158, 134, 178</a>	Gray
		Hard Rubber	300	Plain Bore	<a href="#">SCC-SS316EX20S414-HRS-TLB</a>	<a href="#">34, 78, 1, 118, 114, 138, 112, 158, 134, 178</a>	Black
		Nylon		Plain Bore	<a href="#">SCC-SS316EX20S414-NYS-TLB</a>	<a href="#">34, 78, 1, 118, 114, 138, 112, 158, 134, 178</a>	White
		Polyolefin		Plain Bore	<a href="#">SCC-SS316EX20S414-POS-TLB</a>	<a href="#">34, 78, 1, 118, 114, 138, 112, 158, 134, 178</a>	Black
		Polyurethane	350	Ball Bearing	<a href="#">SCC-SS316EX20S414-PPUB-TLB</a>	<a href="#">34, 78, 1, 118, 114, 138, 112, 158, 134, 178</a>	
		Solid Polyurethane		Plain Bore	<a href="#">SCC-SS316EX20S414-SPUS-TLB</a>	<a href="#">34, 78, 1, 118, 114, 138, 112, 158, 134, 178</a>	Blue
		HT Glass Filled Nylon		Plain Bore	<a href="#">SCC-SS316EX20S414-GFNSHT-TLB</a>	<a href="#">34, 78, 1, 118, 114, 138, 112, 158, 134, 178</a>	Black or Brown
5"	1-1/4"	Soft Rubber	275	Plain Bore	<a href="#">SCC-SS316EX20S514-SRS-TLB</a>	<a href="#">34, 78, 1, 118, 114, 138, 112, 158, 134, 178</a>	Black
		Thermo Plastic Rubber	300	Ball Bearing	<a href="#">SCC-SS316EX20S514-TPRB-TLB</a>	<a href="#">34, 78, 1, 118, 114, 138, 112, 158, 134, 178</a>	Gray
		Hard Rubber		Plain Bore	<a href="#">SCC-SS316EX20S514-HRS-TLB</a>	<a href="#">34, 78, 1, 118, 114, 138, 112, 158, 134, 178</a>	Black
		Nylon		Plain Bore	<a href="#">SCC-SS316EX20S514-NYS-TLB</a>	<a href="#">34, 78, 1, 118, 114, 138, 112, 158, 134, 178</a>	White
		Polyolefin	350	Plain Bore	<a href="#">SCC-SS316EX20S514-POS-TLB</a>	<a href="#">34, 78, 1, 118, 114, 138, 112, 158, 134, 178</a>	Black
		Polyurethane		Ball Bearing	<a href="#">SCC-SS316EX20S514-PPUB-TLB</a>	<a href="#">34, 78, 1, 118, 114, 138, 112, 158, 134, 178</a>	
		Solid Polyurethane		Plain Bore	<a href="#">SCC-SS316EX20S514-SPUS-TLB</a>	<a href="#">34, 78, 1, 118, 114, 138, 112, 158, 134, 178</a>	Blue
		HT Glass Filled Nylon	Plain Bore	<a href="#">SCC-SS316EX20S514-GFNSHT-TLB</a>	<a href="#">34, 78, 1, 118, 114, 138, 112, 158, 134, 178</a>	Black or Brown	



### Easy to Install Expanding Adapter Stem Casters

Tighten the topmost ring on the expanding caster adapter stem before insertion to compress rubber until it fits snugly into the tube. The **expanded stem** can be inserted into round or square tubing. It may be necessary to further tighten the nut under the swivel with a wrench until adequately secured.





# 316 STAINLESS STEEL

Wheel Diameter	Overall Height	Swivel Radius	Approximate Weight
3"	4-1/8"	2-15/16"	1.45
3-1/2"	4-5/8"	3-3/16"	1.6
4"	5-1/8"	3-1/2"	1.7
5"	6-1/8"	4"	2



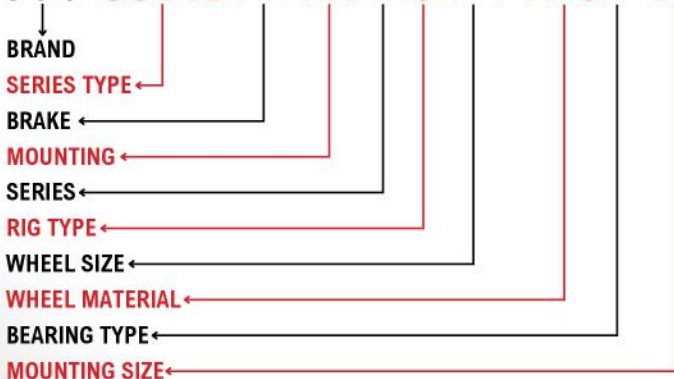
Mounting Size	Mounting Size
3/4" (34)	1-3/8" (138)
7/8" (78)	1-1/2" (112)
1" (1)	1-5/8" (158)
1-1/8" (118)	1-3/4" (134)
1-1/4" (114)	1-7/8" (178)

## EXPANDING STEM CASTERS

Wheel Dia	Tread Width	Wheel Type	Load Capacity	Bearing Type	Total Lock Brake (TTL)	Stem Code	Color
3"	1-1/4"	Soft Rubber	175	Plain Bore	<a href="#">SCC-SS316EXTTL20S314-SRS</a>	<a href="#">34, 78, 1, 118, 114, 138, 112, 158, 134, 178</a>	Black
		Thermo Plastic Rubber	210	Ball Bearing	<a href="#">SCC-SS316EXTTL20S314-TPRB</a>	<a href="#">34, 78, 1, 118, 114, 138, 112, 158, 134, 178</a>	Gray
		Hard Rubber	275	Plain Bore	<a href="#">SCC-SS316EXTTL20S314-HRS</a>	<a href="#">34, 78, 1, 118, 114, 138, 112, 158, 134, 178</a>	Black
		Nylon	300	Plain Bore	<a href="#">SCC-SS316EXTTL20S314-NYS</a>	<a href="#">34, 78, 1, 118, 114, 138, 112, 158, 134, 178</a>	White
		Polyolefin		Plain Bore	<a href="#">SCC-SS316EXTTL20S314-POS</a>	<a href="#">34, 78, 1, 118, 114, 138, 112, 158, 134, 178</a>	Black
		Polyurethane		Ball Bearing	<a href="#">SCC-SS316EXTTL20S314-PPUB</a>	<a href="#">34, 78, 1, 118, 114, 138, 112, 158, 134, 178</a>	Blue
		Solid Polyurethane		Plain Bore	<a href="#">SCC-SS316EXTTL20S314-SPUS</a>	<a href="#">34, 78, 1, 118, 114, 138, 112, 158, 134, 178</a>	Blue
		HT Glass Filled Nylon	350	Plain Bore	<a href="#">SCC-SS316EXTTL20S314-GFNSHT</a>	<a href="#">34, 78, 1, 118, 114, 138, 112, 158, 134, 178</a>	Black or Brown
3-1/2"	1-1/4"	Soft Rubber	200	Plain Bore	<a href="#">SCC-SS316EXTTL20S3514-SRS</a>	<a href="#">34, 78, 1, 118, 114, 138, 112, 158, 134, 178</a>	Black
		Thermo Plastic Rubber	230	Plain Bore	<a href="#">SCC-SS316EXTTL20S3514-TPRB</a>	<a href="#">34, 78, 1, 118, 114, 138, 112, 158, 134, 178</a>	Gray
		Hard Rubber	285	Plain Bore	<a href="#">SCC-SS316EXTTL20S3514-HRS</a>	<a href="#">34, 78, 1, 118, 114, 138, 112, 158, 134, 178</a>	Black
		Polyolefin	300	Bushing	<a href="#">SCC-SS316EXTTL20S3514-POS</a>	<a href="#">34, 78, 1, 118, 114, 138, 112, 158, 134, 178</a>	Black
		Polyurethane		Ball Bearing	<a href="#">SCC-SS316EXTTL20S3514-PPUB</a>	<a href="#">34, 78, 1, 118, 114, 138, 112, 158, 134, 178</a>	Blue
		Solid Polyurethane		Bushing	<a href="#">SCC-SS316EXTTL20S3514-SPUS</a>	<a href="#">34, 78, 1, 118, 114, 138, 112, 158, 134, 178</a>	Blue
		HT Glass Filled Nylon	350	Plain Bore	<a href="#">SCC-SS316EXTTL20S3514-GFNSHT</a>	<a href="#">34, 78, 1, 118, 114, 138, 112, 158, 134, 178</a>	Black or Brown
4"	1-1/4"	Soft Rubber	200	Plain Bore	<a href="#">SCC-SS316EXTTL20S414-SRS</a>	<a href="#">34, 78, 1, 118, 114, 138, 112, 158, 134, 178</a>	Black
		Thermo Plastic Rubber	250	Ball Bearing	<a href="#">SCC-SS316EXTTL20S414-TPRB</a>	<a href="#">34, 78, 1, 118, 114, 138, 112, 158, 134, 178</a>	Gray
		Hard Rubber	300	Plain Bore	<a href="#">SCC-SS316EXTTL20S414-HRS</a>	<a href="#">34, 78, 1, 118, 114, 138, 112, 158, 134, 178</a>	Black
		Nylon		Plain Bore	<a href="#">SCC-SS316EXTTL20S414-NYS</a>	<a href="#">34, 78, 1, 118, 114, 138, 112, 158, 134, 178</a>	White
		Polyolefin	350	Plain Bore	<a href="#">SCC-SS316EXTTL20S414-POS</a>	<a href="#">34, 78, 1, 118, 114, 138, 112, 158, 134, 178</a>	Black
		Polyurethane		Ball Bearing	<a href="#">SCC-SS316EXTTL20S414-PPUB</a>	<a href="#">34, 78, 1, 118, 114, 138, 112, 158, 134, 178</a>	Blue
		Solid Polyurethane		Plain Bore	<a href="#">SCC-SS316EXTTL20S414-SPUS</a>	<a href="#">34, 78, 1, 118, 114, 138, 112, 158, 134, 178</a>	Blue
		HT Glass Filled Nylon	350	Plain Bore	<a href="#">SCC-SS316EXTTL20S414-GFNSHT</a>	<a href="#">34, 78, 1, 118, 114, 138, 112, 158, 134, 178</a>	Black or Brown
5"	1-1/4"	Soft Rubber	275	Plain Bore	<a href="#">SCC-SS316EXTTL20S514-SRS</a>	<a href="#">34, 78, 1, 118, 114, 138, 112, 158, 134, 178</a>	Black
		Thermo Plastic Rubber	300	Ball Bearing	<a href="#">SCC-SS316EXTTL20S514-TPRB</a>	<a href="#">34, 78, 1, 118, 114, 138, 112, 158, 134, 178</a>	Gray
		Hard Rubber		Plain Bore	<a href="#">SCC-SS316EXTTL20S514-HRS</a>	<a href="#">34, 78, 1, 118, 114, 138, 112, 158, 134, 178</a>	Black
		Nylon	350	Plain Bore	<a href="#">SCC-SS316EXTTL20S514-NYS</a>	<a href="#">34, 78, 1, 118, 114, 138, 112, 158, 134, 178</a>	White
		Polyolefin		Plain Bore	<a href="#">SCC-SS316EXTTL20S514-POS</a>	<a href="#">34, 78, 1, 118, 114, 138, 112, 158, 134, 178</a>	Black
		Polyurethane		Ball Bearing	<a href="#">SCC-SS316EXTTL20S514-PPUB</a>	<a href="#">34, 78, 1, 118, 114, 138, 112, 158, 134, 178</a>	Blue
		Solid Polyurethane	Plain Bore	<a href="#">SCC-SS316EXTTL20S514-SPUS</a>	<a href="#">34, 78, 1, 118, 114, 138, 112, 158, 134, 178</a>	Blue	
		HT Glass Filled Nylon	350	Plain Bore	<a href="#">SCC-SS316EXTTL20S514-GFNSHT</a>	<a href="#">34, 78, 1, 118, 114, 138, 112, 158, 134, 178</a>	Black or Brown

5" Stainless 316 Swivel Expanding Stem Caster with Total Lock Brake

**SCC-SS316TTLEX20S514-PPUB-34**



Our part numbers adapt to your needs. Use the diagram below as a reference. For help, contact our customer service team.





### Medium/Heavy Duty Casters

#### Series #30 Casters

Heavy-duty casters with up to 1,250-pound capacity. Series #30 offers various wheels with high shock absorption. Choose rigid or swivel casters for optimal steering. Ideal for dollies, trucks, and industrial equipment.

#### Applications



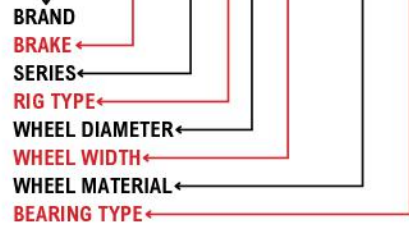
- Platform Trucks
- Warehouse Carts
- Dollies (Machinery)
- Stock Picking Trucks
- Freight Terminal
- Food Service Carts

#### Features

- Double ball bearing raceway, heat-treated for durability and strength
- Bright zinc plated
- 5/8" bolted kingpin
- 1/2" axle bolt with lock nut
- Grease fittings in swivel raceway and wheel
- Wide selection of wheel types

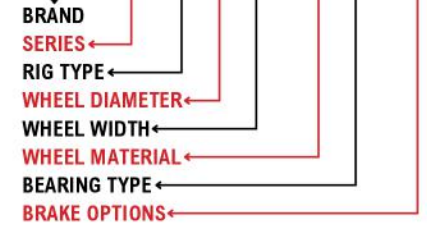
#### 4" Polyurethane Caster with Total Lock Brake

**SCC-TTL30S420-PPUR**



#### 6" Swivel Phenolic Caster with Top Lock Brake

**SCC-30CS620-PHR-TLB**



Our part numbers are adaptable to suit your requirements. The diagram above serves as a reference to assist you in understanding the breakdown. If you require any help, please don't hesitate to contact our [customer service](#) team.



#30 Series

### Service Caster Chart Guide

### Build You Caster

Discover more fastening sizes and wheel options if you can't find what you need. And remember, we're always here to [help!](#)

Series	Mounting	Rig Type	Mounting Size	Bolt Pattern	Wheel Size	Bearing Type	Brake	Wheel Material
30	Top Plate	Swivel (S)	4" x 4-1/2"	2-5/8" x 3-5/8" to 3" x 3"	3-1/4" x 2" (3420)	Ball Bearing (B)	Top Lock (TLB)	Soft Rubber (SR)
		Rigid (R)	4-1/2" x 6-1/4" (TP2)	2-7/16" x 4-15/16" to 3-3/8" x 5-1/4"	4" x 2" (420)	Plain Bore (S)	Posi Lock (PLB)	Thermo Plastic Rubber (TPR)
			5" x 5-1/2" (TP3)	4-1/8" x 4-1/2"	5" x 2" (520)	Delrin Bearing (D)	Total Lock (TTL)	Polyurethane (PPU)
					6" x 2" (620)	Roller Bearing (R)	Front Total Lock (FTL)	Phenolic (PH)
				8" x 2" (820)	Precision Bearing (PB)	Side Lock (SLB)	Solid Polyurethane (SPU)	
					Bronze Bearing (BZ)	Face Contact (FCB)	Hard Rubber (HR)	
						Bolt-on Swivel Lock (BSL)	Glass Filled Nylon (GFN)	
						Weld-on Swivel Lock (WSL)	Rubber on Aluminum (RA)	
							Semi Steel (SS)	
							Nylon (NY)	
							High Temp Phenolic (PH*HT)	
							High Temp Nylon (GF*HT)	
							Rubber on Steel (RS)	

**Optional Top Plate**  
When specifying this option add the **prefix** at the end of the part number

#### Wheel Tread



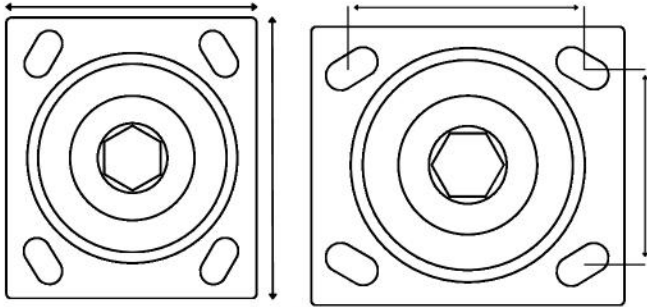
#### Request for CAD





## Top Plate Size Option(s)

Heavy-duty casters with up to 1,250-pound capacity. Series #30 offers high shock absorption wheels. Choose rigid or swivel casters for optimal steering. Ideal for dollies, trucks, and industrial equipment.



Standard Plate Size	Bolt Pattern	Bolt Diameter
4" x 4-1/2"	2-5/8" x 3-5/8" to 3" x 3"	3/8"
4-1/2" x 6-1/4" (TP2)	2-7/16"x4-15/16" to 3-3/8"x5-1/4"	1/2"
5" x 5-1/2" (TP3)	4-1/8" x 4-1/2"	1/2"

### Choose Your Movement

- Rigid and Swivel Available



RIGID



SWIVEL

## Bearing Type(s)

### Roller Bearing

Anti-friction bearing, ideal for manual applications with prevalent shock loading.



### Ball Bearing

Ball bearing provides smooth movement and durability.



### Delrin Bearing

Delrin bearings, maintenance-free, ideal for wash-downs, max 180°F.



### Bronze Bearing

Bronze bearings are durable, corrosion-resistant, and withstand up to 525°F.



## Brake Option(s)

### Top Lock Brake (TLB)

The **Top lock brake** places a positive locking force against the wheel hub locking the wheel only.



SCC-30CS820-PUR-TLB-RS

### Total Lock Brake (TTL)

The **total lock** on casters secures both the wheel and swivel, ensuring complete stability for reliable and safe use.



SCC-TTL30S620-TPRRF

### Side Lock Brake (SLB)

The **side lock brake** places a positive locking force against the wheel hub locking the wheel only.



SCC-30CS3420-GFNR-SLB

### Bolt-on Swivel Lock (BSL)

The **bolt-on swivel lock** secures swivel casters, preventing unwanted movement. Easy to install, it ensures stability.



SCC-30CS620-NYR-BSL

The Service Caster **Series #30** presents a multitude of possibilities. Should you need assistance finding the perfect match for your needs, our **customer service** team, with over 100 years of collective experience, is at your service.



# TOP PLATE CASTERS *Roller Bearing Wheels*



Wheel Dia	Tread Width	Wheel Type	Load Capacity (lbs.)	Overall Height	Swivel Part Number	Swivel Weight (lbs.)	Rigid Part Number	Rigid Weight (lbs.)
3-1/4"	2"	Polyurethane/Steel	600	4-1/4"	<a href="#">SCC-30CS3420-PUR-GB</a>	5	<a href="#">SCC-30R3420-PUR-GB</a>	4.70
		Phenolic	700		<a href="#">SCC-30CS3420-PHR</a>	4.75	<a href="#">SCC-30R3420-PHR</a>	4.45
		Semi Steel Cast Iron			<a href="#">SCC-30CS3420-SSR</a>	6.50	<a href="#">SCC-30R3420-SSR</a>	6.20
		Glass Filled Nylon			900	<a href="#">SCC-30CS3420-GFNR</a>	4.5	<a href="#">SCC-30R3420-GFNR</a>
4"	2"	Thermoplastic Rubber (Donut)	300	5-5/8"	<a href="#">SCC-30CS420-TPRRD</a>	3.96	<a href="#">SCC-30R420-TPRRD</a>	2.53
		Thermoplastic Rubber (Flat)			<a href="#">SCC-30CS420-TPRRF</a>	3.96	<a href="#">SCC-30R420-TPRRF</a>	2.53
		Rubber on Aluminum	400		<a href="#">SCC-30CS420-RAR</a>	5.06	<a href="#">SCC-30R420-RAR</a>	3.63
		Rubber on Cast Iron			<a href="#">SCC-30CS420-RSR</a>	6.16	<a href="#">SCC-30R420-RSR</a>	1.73
		Polyolefin	500		<a href="#">SCC-30CS420-POR</a>	5.06	<a href="#">SCC-30R420-POR</a>	3.63
		Polyurethane on Polyolefin	600		<a href="#">SCC-30CS420-PPUR</a>	3.96	<a href="#">SCC-30R420-PPUR</a>	2.53
		Polyurethane on Aluminum	700		<a href="#">SCC-30CS420-PAR</a>	5.06	<a href="#">SCC-30R420-PAR</a>	3.63
		Polyurethane/Steel (Green)			<a href="#">SCC-30CS420-PUR-GB</a>	6.16	<a href="#">SCC-30R420-PUR-GB</a>	4.73
		Polyurethane/Steel (Red)			<a href="#">SCC-30CS420-PUR-RS</a>	6.16	<a href="#">SCC-30R420-PUR-RS</a>	4.73
		Solid Polyurethane			<a href="#">SCC-30CS420-SPUR</a>	3.96	<a href="#">SCC-30R420-SPUR</a>	2.53
		Nylon	800		<a href="#">SCC-30CS420-NYR</a>	5.06	<a href="#">SCC-30R420-NYR</a>	3.63
		Phenolic			<a href="#">SCC-30CS420-PHR</a>	5.25	<a href="#">SCC-30R420-PHR</a>	3.82
		Semi Steel V-Groove			<a href="#">SCC-30CS420-VGR</a>	6.71	<a href="#">SCC-30R420-VGR</a>	5.28
		Glass Filled Nylon			900	<a href="#">SCC-30CS420-GFNR</a>	5.06	<a href="#">SCC-30R420-GFNR</a>
		Semi Steel	1000		<a href="#">SCC-30CS420-SSR</a>	5.72	<a href="#">SCC-30R420-SSR</a>	4.29
		5"	2"		Thermoplastic Rubber (Donut)	350	6-1/2"	<a href="#">SCC-30CS520-TPRRD</a>
Thermoplastic Rubber (Flat)	<a href="#">SCC-30CS520-TPRRF</a>			4.62	<a href="#">SCC-30R520-TPRRF</a>			3.19
Rubber on Cast Iron	400			<a href="#">SCC-30CS520-RSR</a>	6.16	<a href="#">SCC-30R520-RSR</a>		4.73
Rubber on Aluminum	500			<a href="#">SCC-30CS520-RAR</a>	5.75	<a href="#">SCC-30R520-RAR</a>		4.32
Polyolefin	650			<a href="#">SCC-30CS520-POR</a>	4.62	<a href="#">SCC-30R520-POR</a>		3.19
Polyurethane on Polyolefin	750			<a href="#">SCC-30CS520-PPUR</a>	4.62	<a href="#">SCC-30R520-PPUR</a>		3.19
Nylon	900			<a href="#">SCC-30CS520-NYR</a>	4.62	<a href="#">SCC-30R520-NYR</a>		3.19
Polyurethane on Aluminum				<a href="#">SCC-30CS520-PAR</a>	5.28	<a href="#">SCC-30R520-PAR</a>		3.85
Phenolic				<a href="#">SCC-30CS520-PHR</a>	5.75	<a href="#">SCC-30R520-PHR</a>		4.32
High Temp Phenolic				<a href="#">SCC-30CS520-PHRHT</a>	5.75	<a href="#">SCC-30R520-PHRHT</a>		4.32
Polyurethane/Steel (Green)	1000			<a href="#">SCC-30CS520-PUR-GB</a>	6.60	<a href="#">SCC-30R520-PUR-GB</a>		5.17
Polyurethane/Steel (Red)				<a href="#">SCC-30CS520-PUR-RS</a>	6.60	<a href="#">SCC-30R520-PUR-RS</a>		5.17
Solid Polyurethane				<a href="#">SCC-30CS520-SPUR</a>	4.62	<a href="#">SCC-30R520-SPUR</a>		3.19
Semi Steel				<a href="#">SCC-30CS520-SSR</a>	7.92	<a href="#">SCC-30R520-SSR</a>		6.49
Semi Steel V-Groove	1100	<a href="#">SCC-30CS520-VGR</a>	8.58	<a href="#">SCC-30R520-VGR</a>	7.15			
Glass Filled Nylon	1250	<a href="#">SCC-30CS520-GFNR</a>	4.62	<a href="#">SCC-30R520-GFNR</a>	3.19			
6"	2"	Rubber on Cast Iron	450	7-1/2"	<a href="#">SCC-30CS620-RSR</a>	7.70	<a href="#">SCC-30R620-RSR</a>	6.27
		Thermoplastic Rubber (Donut)	500		<a href="#">SCC-30CS620-TPRRD</a>	5.06	<a href="#">SCC-30R620-TPRRD</a>	3.63
		Thermoplastic Rubber (Flat)			<a href="#">SCC-30CS620-TPRRF</a>	5.06	<a href="#">SCC-30R620-TPRRF</a>	3.63
		Rubber on Aluminum	550		<a href="#">SCC-30CS620-RAR</a>	6.50	<a href="#">SCC-30R620-RAR</a>	5.07
		Polyolefin	700		<a href="#">SCC-30CS620-POR</a>	5.06	<a href="#">SCC-30R620-POR</a>	3.63
		Polyurethane on Polyolefin	900		<a href="#">SCC-30CS620-PPUR</a>	5.06	<a href="#">SCC-30R620-PPUR</a>	3.63
		Polyurethane on Aluminum	1200		<a href="#">SCC-30CS620-PAR</a>	6.00	<a href="#">SCC-30R620-PAR</a>	4.07
		Phenolic			<a href="#">SCC-30CS620-PHR</a>	7.50	<a href="#">SCC-30R620-PHR</a>	6.07
		High Temp Phenolic			<a href="#">SCC-30CS620-PHRHT</a>	7.50	<a href="#">SCC-30R620-PHRHT</a>	6.50
		Polyurethane/Steel (Green)			<a href="#">SCC-30CS620-PUR-GB</a>	8.58	<a href="#">SCC-30R620-PUR-GB</a>	7.15
		Polyurethane/Steel (Red)	<a href="#">SCC-30CS620-PUR-RS</a>		8.58	<a href="#">SCC-30R620-PUR-RS</a>	7.15	
		Solid Polyurethane	<a href="#">SCC-30CS620-SPUR</a>		5.06	<a href="#">SCC-30R620-SPUR</a>	3.63	
		Semi Steel	<a href="#">SCC-30CS620-SSR</a>		8.85	<a href="#">SCC-30R620-SSR</a>	7.15	
		Semi Steel V-Groove	<a href="#">SCC-30CS620-VGR</a>		10.12	<a href="#">SCC-30R620-VGR</a>	8.69	
		Glass Filled Nylon	1250		<a href="#">SCC-30CS620-GFNR</a>	5.06	<a href="#">SCC-30R620-GFNR</a>	3.63
		Nylon	<a href="#">SCC-30CS620-NYR</a>		5.06	<a href="#">SCC-30R620-NYR</a>	3.63	

Wheel with an 8" Diameter on the following page.



**Roller Bearings:** The default standard bearing for caster wheels, sometimes known as needle bearings. Offering high load capacity, long life and easy rolling. Low speeds with short travel and minimal side thrust. Designated with "R" in Service Caster part numbers



Wheel Dia	Tread Width	Wheel Type	Load Capacity (lbs.)	Overall Height	Swivel Part Number	Swivel Weight (lbs.)	Rigid Part Number	Rigid Weight (lbs.)
8"	2"	Rubber on Cast Iron	500	9-1/2"	<a href="#">SCC-30CS820-RSR</a>	9.68	<a href="#">SCC-30R820-RSR</a>	8.25
		Thermoplastic Rubber (Donut)	600		<a href="#">SCC-30CS820-TPRRD</a>	5.50	<a href="#">SCC-30R820-TPRRD</a>	4.07
		Thermoplastic Rubber (Flat)			<a href="#">SCC-30CS820-TPRRF</a>	5.50	<a href="#">SCC-30R820-TPRRF</a>	4.07
		Rubber on Aluminum	1250		<a href="#">SCC-30CS820-RAR</a>	7.50	<a href="#">SCC-30R820-RAR</a>	9.04
		Polyurethane on Polyolefin			<a href="#">SCC-30CS820-PPUR</a>	5.50	<a href="#">SCC-30R820-PPUR</a>	4.07
		Polyolefin			<a href="#">SCC-30CS820-POR</a>	5.50	<a href="#">SCC-30R820-POR</a>	4.07
		Solid Polyurethane			<a href="#">SCC-30CS820-SPUR</a>	5.50	<a href="#">SCC-30R820-SPUR</a>	4.07
		Glass Filled Nylon			<a href="#">SCC-30CS820-GFNR</a>	5.50	<a href="#">SCC-30R820-GFNR</a>	4.07
		Nylon			<a href="#">SCC-30CS820-NYR</a>	5.50	<a href="#">SCC-30R820-NYR</a>	4.07
		Polyurethane on Aluminum			<a href="#">SCC-30CS820-PAR</a>	5.50	<a href="#">SCC-30R820-PAR</a>	4.07
		Phenolic			<a href="#">SCC-30CS820-PHR</a>	7.75	<a href="#">SCC-30R820-PHR</a>	6.32
		High Temp Phenolic			<a href="#">SCC-30CS820-PHRHT</a>	7.75	<a href="#">SCC-30R820-PHRHT</a>	6.32
		Polyurethane/Steel (Green)			<a href="#">SCC-30CS820-PUR-GB</a>	12.10	<a href="#">SCC-30R820-PUR-GB</a>	10.67
		Polyurethane/Steel (Red)			<a href="#">SCC-30CS820-PUR-RS</a>	12.10	<a href="#">SCC-30R820-PUR-RS</a>	10.67
		Semi Steel			<a href="#">SCC-30CS820-SSR</a>	12.10	<a href="#">SCC-30R820-SSR</a>	10.67
		Semi Steel V-Groove			<a href="#">SCC-30CS820-VGR</a>	12.10	<a href="#">SCC-30R820-VGR</a>	10.67

## The Importance of Caster Brakes for Your Application

Caster **brakes** are essential for ensuring safety and stability in various applications. By locking the wheels in place, caster brakes prevent unwanted movement, reducing the risk of accidents and damage. This added control is particularly beneficial in industrial, medical, and commercial settings where precision and safety are paramount. Investing in quality caster brakes enhances the functionality of your equipment, providing peace of mind and increasing operational efficiency.

### Top Lock Brake (TLB)

The **Top lock brake** places a positive locking force against the wheel hub locking the wheel only.



SCC-30CS820-PUR-TLB-RS

### Total Lock Brake (TTL)

The **total lock** on casters secures both the wheel and swivel, ensuring complete stability for reliable and safe use.



SCC-TTL30S620-TPRRF

### Side Lock Brake (SLB)

The **side lock brake** on casters securely locks the wheel, ensuring stability and safety.



SCC-30CS3420-GFNR-SLB

### Bolt-on Swivel Lock (BSL)

The **bolt-on swivel lock** secures swivel casters, preventing unwanted movement. Easy to install, it ensures stability.



SCC-30CS620-NYR-BSL





# TOP PLATE CASTERS *with Roller Bearings & Brakes*



Wheel Dia.	Tread Width	Wheel Type	Load Capacity (lbs.)	Overall Height	Side Lock Brake (SLB) Top Lock Brake (TLB)	Total Lock Brake (TTL)	Bolt-on Swivel Lock (BSL)
3-1/4"	2"	Polyurethane/Steel (Green)	600	4-1/4"	<a href="#">SCC-30CS3420-PUR-GB-SLB</a>	<a href="#">SCC-TTL30S3420-PUR-GB</a>	<a href="#">SCC-30CS3420-PUR-GB-BSL</a>
		Phenolic	700		<a href="#">SCC-30CS3420-PHR-SLB</a>	<a href="#">SCC-TTL30S3420-PHR</a>	<a href="#">SCC-30CS3420-PHR-BSL</a>
		Semi Steel	700		<a href="#">SCC-30CS3420-SSR-SLB</a>	<a href="#">SCC-TTL30S3420-SSR</a>	<a href="#">SCC-30CS3420-SSR-BSL</a>
		Glass Filled Nylon	900		<a href="#">SCC-30CS3420-GFNR-SLB</a>	<a href="#">SCC-TTL30S3420-GFNR</a>	<a href="#">SCC-30CS3420-GFNR-BSL</a>
4"	2"	Thermoplastic Rubber (Donut)	300	5-5/8"	<a href="#">SCC-30CS420-TPRRD-TLB</a>	<a href="#">SCC-TTL30S420-TPRRD</a>	<a href="#">SCC-30CS420-TPRRD-BSL</a>
		Thermoplastic Rubber (Flat)			<a href="#">SCC-30CS420-TPRRF-TLB</a>	<a href="#">SCC-TTL30S420-TPRRF</a>	<a href="#">SCC-30CS420-TPRRF-BSL</a>
		Rubber on Aluminum	400		<a href="#">SCC-30CS420-RAR-TLB</a>	<a href="#">SCC-TTL30S420-RAR</a>	<a href="#">SCC-30CS420-RAR-BSL</a>
		Rubber on Cast Iron			<a href="#">SCC-30CS420-RSR-TLB</a>	<a href="#">SCC-TTL30S420-RSR</a>	<a href="#">SCC-30CS420-RSR-BSL</a>
		Polyolefin	500		<a href="#">SCC-30CS420-POR-TLB</a>	<a href="#">SCC-TTL30S420-POR</a>	<a href="#">SCC-30CS420-POR-BSL</a>
		Polyurethane on Polyolefin	600		<a href="#">SCC-30CS420-PPUR-TLB</a>	<a href="#">SCC-TTL30S420-PPUR</a>	<a href="#">SCC-30CS420-PPUR-BSL</a>
		Nylon	800		<a href="#">SCC-30CS420-NYR-TLB</a>	<a href="#">SCC-TTL30S420-NYR</a>	<a href="#">SCC-30CS420-NYR-BSL</a>
		Polyurethane on Aluminum	700		<a href="#">SCC-30CS420-PAR-TLB</a>	<a href="#">SCC-TTL30S420-PAR</a>	<a href="#">SCC-30CS420-PAR-BSL</a>
		Polyurethane/Steel (Green)			<a href="#">SCC-30CS420-PUR-GB-TLB</a>	<a href="#">SCC-TTL30S420-PUR-GB</a>	<a href="#">SCC-TTL30S420-PUR-GB</a>
		Polyurethane/Steel (Red)			<a href="#">SCC-30CS420-PUR-RS-TLB</a>	<a href="#">SCC-TTL30S420-PUR-RS</a>	<a href="#">SCC-30CS420-PUR-RS-BSL</a>
		Solid Polyurethane			<a href="#">SCC-30CS420-SPUR-TLB</a>	<a href="#">SCC-TTL30S420-SPUR</a>	<a href="#">SCC-30CS420-SPUR-BSL</a>
		High Temp Phenolic	800		<a href="#">SCC-30CS420-PHRHT-TLB</a>	<a href="#">SCC-TTL30S420-PHRHT</a>	<a href="#">SCC-30CS420-PHRHT-BSL</a>
		Phenolic			<a href="#">SCC-30CS420-PHR-TLB</a>	<a href="#">SCC-TTL30S420-PHR</a>	<a href="#">SCC-30CS420-PHR-BSL</a>
		Semi Steel V-Groove			<a href="#">SCC-30CS420-VGR-TLB</a>	<a href="#">SCC-TTL30S420-VGR</a>	<a href="#">SCC-30CS420-VGR-BSL</a>
Semi Steel	<a href="#">SCC-30CS420-SSR-TLB</a>	<a href="#">SCC-TTL30S420-SSR</a>		<a href="#">SCC-30CS420-SSR-BSL</a>			
Glass Filled Nylon	1200	<a href="#">SCC-30CS420-GFNR-TLB</a>	<a href="#">SCC-TTL30S420-GFNR</a>	<a href="#">SCC-30CS420-GFNR-BSL</a>			
5"	2"	Thermoplastic Rubber (Donut)	350	6-1/2"	<a href="#">SCC-30CS520-TPRRD-TLB</a>	<a href="#">SCC-TTL30S520-TPRRF</a>	<a href="#">SCC-30CS520-TPRRF-BSL</a>
		Thermoplastic Rubber (Flat)			<a href="#">SCC-30CS520-TPRRF-TLB</a>	<a href="#">SCC-TTL30S520-TPRRD</a>	<a href="#">SCC-30CS520-TPRRD-BSL</a>
		Rubber on Cast Iron	400		<a href="#">SCC-30CS520-RSR-TLB</a>	<a href="#">SCC-TTL30S520-RSR</a>	<a href="#">SCC-30CS520-RSR-BSL</a>
		Rubber on Aluminum	500		<a href="#">SCC-30CS520-RAR-TLB</a>	<a href="#">SCC-TTL30S520-RAR</a>	<a href="#">SCC-30CS520-RAR-BSL</a>
		Polyolefin	650		<a href="#">SCC-30CS520-POR-TLB</a>	<a href="#">SCC-TTL30S520-POR</a>	<a href="#">SCC-30CS520-POR-BSL</a>
		Polyurethane on Polyolefin	750		<a href="#">SCC-30CS520-PPUR-TLB</a>	<a href="#">SCC-TTL30S520-PPUR</a>	<a href="#">SCC-30CS520-PPUR-BSL</a>
		Nylon	900		<a href="#">SCC-30CS520-NYR-TLB</a>	<a href="#">SCC-TTL30S520-NYR</a>	<a href="#">SCC-30CS520-NYR-BSL</a>
		Polyurethane on Aluminum	1000		<a href="#">SCC-30CS520-PAR-TLB</a>	<a href="#">SCC-TTL30S520-PAR</a>	<a href="#">SCC-30CS520-PAR-BSL</a>
		High Temp Phenolic			<a href="#">SCC-30CS520-PHRHT-TLB</a>	<a href="#">SCC-TTL30S520-PHRHT</a>	<a href="#">SCC-30CS520-PHRHT-BSL</a>
		Phenolic			<a href="#">SCC-30CS520-PHR-TLB</a>	<a href="#">SCC-TTL30S520-PHR</a>	<a href="#">SCC-30CS520-PHR-BSL</a>
		Polyurethane/Steel (Green)			<a href="#">SCC-30CS520-PUR-GB-TLB</a>	<a href="#">SCC-TTL30S520-PUR-GB</a>	<a href="#">SCC-30CS520-PUR-GB-BSL</a>
		Polyurethane/Steel (Red)	<a href="#">SCC-30CS520-PUR-RS-TLB</a>		<a href="#">SCC-TTL30S520-PUR-RS</a>	<a href="#">SCC-30CS520-PUR-RS-BSL</a>	
		Solid Polyurethane	<a href="#">SCC-30CS520-SPUR-TLB</a>		<a href="#">SCC-TTL30S520-SPUR</a>	<a href="#">SCC-30CS520-SPUR-BSL</a>	
		Semi Steel	<a href="#">SCC-30CS520-SSR-TLB</a>		<a href="#">SCC-TTL30S520-SSR</a>	<a href="#">SCC-30CS520-SSR-BSL</a>	
Semi Steel V-Groove	<a href="#">SCC-30CS520-VGR-TLB</a>	<a href="#">SCC-TTL30S520-VGR</a>	<a href="#">SCC-30CS520-VGR-BSL</a>				
Glass Filled Nylon	1250	<a href="#">SCC-30CS520-GFNR-TLB</a>	<a href="#">SCC-TTL30S520-GFNR</a>	<a href="#">SCC-30CS520-GFNR-BSL</a>			
6"	2"	Rubber on Cast Iron	450	7-1/2"	<a href="#">SCC-30CS620-RSR-TLB</a>	<a href="#">SCC-TTL30S620-RSR</a>	<a href="#">SCC-30CS620-RSR-BSL</a>
		Thermoplastic Rubber (Donut)	500		<a href="#">SCC-30CS620-TPRRD-TLB</a>	<a href="#">SCC-TTL30S620-TPRRD</a>	<a href="#">SCC-30CS620-TPRRD-BSL</a>
		Thermoplastic Rubber (Flat)			<a href="#">SCC-30CS620-TPRRF-TLB</a>	<a href="#">SCC-TTL30S620-TPRRF</a>	<a href="#">SCC-30CS620-TPRRF-BSL</a>
		Rubber on Aluminum	550		<a href="#">SCC-30CS620-RAR-TLB</a>	<a href="#">SCC-TTL30S620-RAR</a>	<a href="#">SCC-30CS620-RAR-BSL</a>
		Polyolefin	700		<a href="#">SCC-30CS620-POR-TLB</a>	<a href="#">SCC-TTL30S620-POR</a>	<a href="#">SCC-30CS620-POR-BSL</a>
		Polyurethane on Polyolefin	900		<a href="#">SCC-30CS620-PPUR-TLB</a>	<a href="#">SCC-TTL30S620-PPUR</a>	<a href="#">SCC-30CS620-PPUR-BSL</a>
		Polyurethane on Aluminum	1200		<a href="#">SCC-30CS620-PAR-TLB</a>	<a href="#">SCC-TTL30S620-PAR</a>	<a href="#">SCC-30CS620-PAR-BSL</a>
		High Temp Phenolic			<a href="#">SCC-30CS620-PHRHT-TLB</a>	<a href="#">SCC-TTL30S620-PHR</a>	<a href="#">SCC-30CS620-PHR-BSL</a>
		Phenolic			<a href="#">SCC-30CS620-PHR-TLB</a>	<a href="#">SCC-TTL30S620-PHRHT</a>	<a href="#">SCC-30CS620-PHRHT-BSL</a>
		Polyurethane/Steel (Green)			<a href="#">SCC-30CS620-PUR-GB-TLB</a>	<a href="#">SCC-TTL30S620-PUR-GB</a>	<a href="#">SCC-30CS620-PUR-GB-BSL</a>
		Polyurethane/Steel (Red)	<a href="#">SCC-30CS620-PUR-RS-TLB</a>		<a href="#">SCC-TTL30S620-PUR-RS</a>	<a href="#">SCC-30CS620-PUR-RS-BSL</a>	
		Solid Polyurethane	<a href="#">SCC-30CS620-SPUR-TLB</a>		<a href="#">SCC-TTL30S620-SPUR</a>	<a href="#">SCC-30CS620-SPUR-BSL</a>	
		Semi Steel	<a href="#">SCC-30CS620-SSR-TLB</a>		<a href="#">SCC-TTL30S620-SSR</a>	<a href="#">SCC-30CS620-SSR-BSL</a>	
		Semi Steel V-Groove	<a href="#">SCC-30CS620-VGR-TLB</a>		<a href="#">SCC-TTL30S620-VGR</a>	<a href="#">SCC-30CS620-VGR-BSL</a>	
Glass Filled Nylon	1250	<a href="#">SCC-30CS620-GFNR-TLB</a>	<a href="#">SCC-TTL30S620-GFNR</a>	<a href="#">SCC-30CS620-GFNR-BSL</a>			
Nylon		<a href="#">SCC-30CS620-NYR-TLB</a>	<a href="#">SCC-TTL30S620-NYR</a>	<a href="#">SCC-30CS620-NYR-BSL</a>			



**8" Diameter Wheel on the following page.**

### Discover Smooth Mobility with Our Caster Brakes!

Explore how-to videos and behind-the-scenes exclusives to see our brakes in action, **locking your casters** securely for ultimate stability. Follow and subscribe for updates!





Wheel Dia	Tread Width	Wheel Type	Load Capacity (lbs.)	Overall Height	Side Lock Brake (SLB) Top Lock Brake (TLB)	Total Lock Brake (TTL)	Bolt-on Swivel Lock (BSL)
8"	2"	Rubber on Cast Iron	500	9-1/2"	<a href="#">SCC-30CS820-RSR-TLB</a>	<a href="#">SCC-TTL30S820-RSR</a>	<a href="#">SCC-30CS820-RSR-BSL</a>
		Thermoplastic Rubber (Donut)	600		<a href="#">SCC-30CS820-TPRRD-TLB</a>	<a href="#">SCC-TTL30S820-TPRRD</a>	<a href="#">SCC-30CS820-TPRRD-BSL</a>
		Thermoplastic Rubber (Flat)			<a href="#">SCC-30CS820-TPRRF-TLB</a>	<a href="#">SCC-TTL30S820-TPRRF</a>	<a href="#">SCC-30CS820-TPRRF-BSL</a>
		Rubber on Aluminum	800		<a href="#">SCC-30CS820-RAR-TLB</a>	<a href="#">SCC-TTL30S820-RAR</a>	<a href="#">SCC-30CS820-RAR-BSL</a>
		Polyurethane on Polyolefin			<a href="#">SCC-30CS820-PPUR-TLB</a>	<a href="#">SCC-TTL30S820-PPUR</a>	<a href="#">SCC-30CS820-PPUR-BSL</a>
		Polyolefin	900		<a href="#">SCC-30CS820-POR-TLB</a>	<a href="#">SCC-TTL30S820-POR</a>	<a href="#">SCC-30CS820-POR-BSL</a>
		Solid Polyurethane	1200		<a href="#">SCC-30CS820-SPUR-TLB</a>	<a href="#">SCC-TTL30S820-SPUR</a>	<a href="#">SCC-30CS820-SPUR-BSL</a>
		Glass Filled Nylon	1250		<a href="#">SCC-30CS820-GFNR-TLB</a>	<a href="#">SCC-TTL30S820-GFNR</a>	<a href="#">SCC-30CS820-GFNR-BSL</a>
		Phenolic			<a href="#">SCC-30CS820-PHR-TLB</a>	<a href="#">SCC-TTL30S820-PHR</a>	<a href="#">SCC-30CS820-PHR-BSL</a>
		Polyurethane/Steel (Green)			<a href="#">SCC-30CS820-PUR-GB-TLB</a>	<a href="#">SCC-TTL30S820-PUR-GB</a>	<a href="#">SCC-30CS820-PUR-GB-BSL</a>
		Polyurethane/Steel (Red)			<a href="#">SCC-30CS820-PUR-RS-TLB</a>	<a href="#">SCC-TTL30S820-PUR-RS</a>	<a href="#">SCC-30CS820-PUR-RS-BSL</a>
		High Temp Phenolic			<a href="#">SCC-30CS820-PHRHT-TLB</a>	<a href="#">SCC-TTL30S820-PHRHT</a>	<a href="#">SCC-30CS820-PHRHT-BSL</a>
		Semi Steel			<a href="#">SCC-30CS820-SSR-TLB</a>	<a href="#">SCC-TTL30S820-SSR</a>	<a href="#">SCC-30CS820-SSR-BSL</a>
		Semi Steel V-Groove			<a href="#">SCC-30CS820-VGR-TLB</a>	<a href="#">SCC-TTL30S820-VGR</a>	<a href="#">SCC-30CS820-VGR-BSL</a>
		Polyurethane on Aluminum			<a href="#">SCC-30CS820-PAR-TLB</a>	<a href="#">SCC-TTL30S820-PAR</a>	<a href="#">SCC-30CS820-PAR-BSL</a>
		Nylon			<a href="#">SCC-30CS820-NYR-TLB</a>	<a href="#">SCC-TTL30S820-NYR</a>	<a href="#">SCC-30CS820-NYR-BSL</a>

## Elevate to Service Caster Q34 Precision Ball Bearings for Next-Level Caster Wheels!

**Effortless Mobility:** Flanged Precision Ball Bearings outperform traditional roller bearings by facilitating smoother and easier rolling for your carts and dollies.


**Low Maintenance:** Enjoy hassle-free operation with maintenance-free bearings that eliminate the need for frequent upkeep.

**Protection from Dust and Elements:** Sealed design ensures optimal protection against dust and external elements, maintaining the longevity of the bearings and the equipment they support.

**Compatibility:** Designed for use with non-metallic standard bore wheels, ensuring seamless integration into various equipment setups.

**Immediate Availability:** We have multiple sizes of these bearings readily available in stock, ensuring prompt delivery to meet your operational needs.

Upgrade your equipment effortlessly with maintenance-free ball bearings, offering a quieter and smoother rolling experience compared to roller bearings. Integrated spanner bushing enhances convenience. Identified by a "B" in Service Caster part number **SCC-30R3420-PHB**.







**Order Ball Bearing Wheel Casters!**  
Durable, smooth-rolling, and easy to order.  
Find your perfect fit in the next pages.

# TOP PLATE CASTERS *Ball Bearing Wheels*

Wheel Dia	Tread Width	Wheel Type	Load Capacity (lbs.)	Overall Height	Swivel Part Number	Swivel Weight (lbs.)	Rigid Part Number	Rigid Weight (lbs.)
3-1/4"	2"	Polyurethane/Steel	600	4-1/4"	<a href="#">SCC-30CS3420-PUB-GB</a>	5	<a href="#">SCC-30R3420-PUB-GB</a>	4.70
		Phenolic	700		<a href="#">SCC-30CS3420-PHB</a>	4.75	<a href="#">SCC-30R3420-PHB</a>	4.45
		Semi Steel Cast Iron			<a href="#">SCC-30CS3420-SSB</a>	6.50	<a href="#">SCC-30R3420-SSB</a>	6.20
		Glass Filled Nylon	900		<a href="#">SCC-30CS3420-GFNB</a>	4.5	<a href="#">SCC-30R3420-GFNB</a>	4
4"	2"	Thermoplastic Rubber (Donut)	300	5-5/8"	<a href="#">SCC-30CS420-TPRBD</a>	3.96	<a href="#">SCC-30R420-TPRBD</a>	2.53
		Thermoplastic Rubber (Flat)			<a href="#">SCC-30CS420-TPRBF</a>	3.96	<a href="#">SCC-30R420-TPRBF</a>	2.53
		Rubber on Aluminum	400		<a href="#">SCC-30CS420-RAB</a>	5.06	<a href="#">SCC-30R420-RAB</a>	3.63
		Rubber on Cast Iron			<a href="#">SCC-30CS420-RSB</a>	6.16	<a href="#">SCC-30R420-RSB</a>	1.73
		Polyolefin	500		<a href="#">SCC-30CS420-POB</a>	5.06	<a href="#">SCC-30R420-POB</a>	3.63
		Polyurethane on Polyolefin	600		<a href="#">SCC-30CS420-PPUB</a>	3.96	<a href="#">SCC-30R420-PPUB</a>	2.53
		Polyurethane on Aluminum			<a href="#">SCC-30CS420-PAB</a>	5.06	<a href="#">SCC-30R420-PAB</a>	3.63
		Polyurethane/Steel (Green)	700		<a href="#">SCC-30CS420-PUB-GB</a>	6.16	<a href="#">SCC-30R420-PUB-GB</a>	4.73
		Polyurethane/Steel (Red)			<a href="#">SCC-30CS420-PUB-RS</a>	6.16	<a href="#">SCC-30R420-PUB-RS</a>	4.73
		Solid Polyurethane	800		<a href="#">SCC-30CS420-SPUB</a>	3.96	<a href="#">SCC-30R420-SPUB</a>	2.53
		Nylon			<a href="#">SCC-30CS420-NYB</a>	5.06	<a href="#">SCC-30R420-NYB</a>	3.63
		Phenolic			<a href="#">SCC-30CS420-PHB</a>	5.25	<a href="#">SCC-30R420-PHB</a>	3.82
		Semi Steel V-Groove			<a href="#">SCC-30CS420-VGB</a>	6.71	<a href="#">SCC-30R420-VGB</a>	5.28
		Glass Filled Nylon	900		<a href="#">SCC-30CS420-GFNB</a>	5.06	<a href="#">SCC-30R420-GFNB</a>	3.63
		Semi Steel	1000		<a href="#">SCC-30CS420-SSB</a>	5.72	<a href="#">SCC-30R420-SSB</a>	4.29
		5"	2"		Thermoplastic Rubber (Donut)	350	6-1/2"	<a href="#">SCC-30CS520-TPRBD</a>
Thermoplastic Rubber (Flat)	<a href="#">SCC-30CS520-TPRBF</a>			4.62	<a href="#">SCC-30R520-TPRBF</a>			3.19
Rubber on Cast Iron	400			<a href="#">SCC-30CS520-RSB</a>	6.16	<a href="#">SCC-30R520-RSB</a>		4.73
Rubber on Aluminum	500			<a href="#">SCC-30CS520-RAB</a>	5.75	<a href="#">SCC-30R520-RAB</a>		4.32
Polyolefin	650			<a href="#">SCC-30CS520-POB</a>	4.62	<a href="#">SCC-30R520-POB</a>		3.19
Polyurethane on Polyolefin	750			<a href="#">SCC-30CS520-PPUB</a>	4.62	<a href="#">SCC-30R520-PPUB</a>		3.19
Nylon				<a href="#">SCC-30CS520-NYB</a>	4.62	<a href="#">SCC-30R520-NYB</a>		3.19
Polyurethane on Aluminum	900			<a href="#">SCC-30CS520-PAB</a>	5.28	<a href="#">SCC-30R520-PAB</a>		3.85
Phenolic				<a href="#">SCC-30CS520-PHB</a>	5.75	<a href="#">SCC-30R520-PHB</a>		4.32
High Temp Phenolic	1000			<a href="#">SCC-30CS520-PHBHT</a>	5.75	<a href="#">SCC-30R520-PHBHT</a>		4.32
Polyurethane/Steel (Green)				<a href="#">SCC-30CS520-PUB-GB</a>	6.60	<a href="#">SCC-30R520-PUB-GB</a>		5.17
Polyurethane/Steel (Red)				<a href="#">SCC-30CS520-PUB-RS</a>	6.60	<a href="#">SCC-30R520-PUB-RS</a>		5.17
Solid Polyurethane				<a href="#">SCC-30CS520-SPUB</a>	4.62	<a href="#">SCC-30R520-SPUB</a>		3.19
Semi Steel	1100			<a href="#">SCC-30CS520-SSB</a>	7.92	<a href="#">SCC-30R520-SSB</a>		6.49
Semi Steel V-Groove				<a href="#">SCC-30CS520-VGB</a>	8.58	<a href="#">SCC-30R520-VGB</a>		7.15
Glass Filled Nylon	1250			<a href="#">SCC-30CS520-GFNB</a>	4.62	<a href="#">SCC-30R520-GFNB</a>		3.19
6"	2"	Rubber on Cast Iron	450	7-1/2"	<a href="#">SCC-30CS620-RSB</a>	7.70	<a href="#">SCC-30R620-RSB</a>	6.27
		Thermoplastic Rubber (Donut)	500		<a href="#">SCC-30CS620-TPRBD</a>	5.06	<a href="#">SCC-30R620-TPRBD</a>	3.63
		Thermoplastic Rubber (Flat)			<a href="#">SCC-30CS620-TPRBF</a>	5.06	<a href="#">SCC-30R620-TPRBF</a>	3.63
		Rubber on Aluminum	550		<a href="#">SCC-30CS620-RAB</a>	6.50	<a href="#">SCC-30R620-RAB</a>	5.07
		Polyolefin	700		<a href="#">SCC-30CS620-POB</a>	5.06	<a href="#">SCC-30R620-POB</a>	3.63
		Polyurethane on Polyolefin	900		<a href="#">SCC-30CS620-PPUB</a>	5.06	<a href="#">SCC-30R620-PPUB</a>	3.63
		Polyurethane on Aluminum			<a href="#">SCC-30CS620-PAB</a>	6.00	<a href="#">SCC-30R620-PAB</a>	4.07
		Phenolic	1200		<a href="#">SCC-30CS620-PHB</a>	7.50	<a href="#">SCC-30R620-PHB</a>	6.07
		High Temp Phenolic			<a href="#">SCC-30CS620-PHBHT</a>	7.50	<a href="#">SCC-30R620-PHBHT</a>	6.50
		Polyurethane/Steel (Green)			<a href="#">SCC-30CS620-PUB-GB</a>	8.58	<a href="#">SCC-30R620-PUB-GB</a>	7.15
		Polyurethane/Steel (Red)			<a href="#">SCC-30CS620-PUB-RS</a>	8.58	<a href="#">SCC-30R620-PUB-RS</a>	7.15
		Solid Polyurethane	1250		<a href="#">SCC-30CS620-SPUB</a>	5.06	<a href="#">SCC-30R620-SPUB</a>	3.63
		Semi Steel			<a href="#">SCC-30CS620-SSB</a>	8.85	<a href="#">SCC-30R620-SSB</a>	7.15
		Semi Steel V-Groove	<a href="#">SCC-30CS620-VGB</a>		10.12	<a href="#">SCC-30R620-VGB</a>	8.69	
		Glass Filled Nylon	<a href="#">SCC-30CS620-GFNB</a>		5.06	<a href="#">SCC-30R620-GFNB</a>	3.63	
		Nylon	<a href="#">SCC-30CS620-NYB</a>		5.06	<a href="#">SCC-30R620-NYB</a>	3.63	

### Explore More Options!

Continue reading to discover a wide range of wheel sizes and caster options. Find the perfect match for your specific needs and applications.







**TOP PLATE CASTERS** *Ball Bearing Wheels*

Wheel Dia	Tread Width	Wheel Type	Load Capacity (lbs.)	Overall Height	Swivel Part Number	Swivel Weight (lbs.)	Rigid Part Number	Rigid Weight (lbs.)
8"	2"	Rubber on Cast Iron	500	9-1/2"	<a href="#">SCC-30CS820-RSB</a>	9.68	<a href="#">SCC-30R820-RSB</a>	8.25
		Thermoplastic Rubber (Donut)	600		<a href="#">SCC-30CS820-TPRBD</a>	5.50	<a href="#">SCC-30R820-TPRBD</a>	4.07
		Thermoplastic Rubber (Flat)			<a href="#">SCC-30CS820-TPRBF</a>	5.50	<a href="#">SCC-30R820-TPRBF</a>	4.07
		Rubber on Aluminum	800		<a href="#">SCC-30CS820-RAB</a>	7.50	<a href="#">SCC-30R820-RAB</a>	9.04
		Polyurethane on Polyolefin			<a href="#">SCC-30CS820-PPUB</a>	5.50	<a href="#">SCC-30R820-PPUB</a>	4.07
		Polyolefin	900		<a href="#">SCC-30CS820-POB</a>	5.50	<a href="#">SCC-30R820-POB</a>	4.07
		Solid Polyurethane	1200		<a href="#">SCC-30CS820-SPUB</a>	5.50	<a href="#">SCC-30R820-SPUB</a>	4.07
		Glass Filled Nylon	1250		<a href="#">SCC-30CS820-GFNB</a>	5.50	<a href="#">SCC-30R820-GFNB</a>	4.07
		Nylon			<a href="#">SCC-30CS820-NYB</a>	5.50	<a href="#">SCC-30R820-NYB</a>	4.07
		Polyurethane on Aluminum			<a href="#">SCC-30CS820-PAB</a>	5.50	<a href="#">SCC-30R820-PAB</a>	4.07
		Phenolic			<a href="#">SCC-30CS820-PHB</a>	7.75	<a href="#">SCC-30R820-PHB</a>	6.32
		High Temp Phenolic			<a href="#">SCC-30CS820-PHBHT</a>	7.75	<a href="#">SCC-30R820-PHBHT</a>	6.32
		Polyurethane/Steel (Green)			<a href="#">SCC-30CS820-PUB-GB</a>	12.10	<a href="#">SCC-30R820-PUB-GB</a>	10.67
		Polyurethane/Steel (Red)			<a href="#">SCC-30CS820-PUB-RS</a>	12.10	<a href="#">SCC-30R820-PUB-RS</a>	10.67
		Semi Steel			<a href="#">SCC-30CS820-SSB</a>	12.10	<a href="#">SCC-30R820-SSB</a>	10.67
		Semi Steel V-Groove	<a href="#">SCC-30CS820-VGB</a>		12.10	<a href="#">SCC-30R820-VGB</a>	10.67	

**Question:** The Q34 bearings have a built-in shoulder. Why do they have notches?

**Answer:** The notches on the Q34 bearings create holes when they press together, similar to a spanner bushing, allowing grease to enter. Originally, the semi-precision version of this bearing was open (without a seal) on the part that goes inside the wheel, making it possible to regrease. If a company needed to remove the seal for future regreasing, they could easily do so.



**DID YOU KNOW**



**Discover Our Reliable Brake Option Casters!**

Explore our brake option casters, including top-lock for secure positioning, total-lock for wheel and swivel lock, and side-lock for easy access. Each option offers enhanced stability, safety, and convenience.

**FAST DELIVERY**







# TOP PLATE CASTERS *Ball Bearing Wheels & Brakes*

Wheel Dia.	Tread Width	Wheel Type	Load Capacity (lbs.)	Overall Height	Side Lock Brake (SLB) Top Lock Brake (TLB)	Total Lock Brake (TTL)	Bolt-on Swivel Lock (BSL)
3-1/4"	2"	Polyurethane/Steel (Green)	600	4-1/4"	<a href="#">SCC-30CS3420-PUB-GB-SLB</a>	<a href="#">SCC-TTL30S3420-PUB-GB</a>	<a href="#">SCC-30CS3420-PUB-GB-BSL</a>
		Phenolic	700		<a href="#">SCC-30CS3420-PHB-SLB</a>	<a href="#">SCC-TTL30S3420-PHB</a>	<a href="#">SCC-30CS3420-PHB-BSL</a>
		Semi Steel	700		<a href="#">SCC-30CS3420-SSB-SLB</a>	<a href="#">SCC-TTL30S3420-SSB</a>	<a href="#">SCC-30CS3420-SSB-BSL</a>
		Glass Filled Nylon	900		<a href="#">SCC-30CS3420-GFNB-SLB</a>	<a href="#">SCC-TTL30S3420-GFNB</a>	<a href="#">SCC-30CS3420-GFNB-BSL</a>
4"	2"	Thermoplastic Rubber (Donut)	300	5-5/8"	<a href="#">SCC-30CS420-TPRBD-TLB</a>	<a href="#">SCC-TTL30S420-TPRBD</a>	<a href="#">SCC-30CS420-TPRBD-BSL</a>
		Thermoplastic Rubber (Flat)			<a href="#">SCC-30CS420-TPRBF-TLB</a>	<a href="#">SCC-TTL30S420-TPRBF</a>	<a href="#">SCC-30CS420-TPRBF-BSL</a>
		Rubber on Aluminum	400		<a href="#">SCC-30CS420-RAB-TLB</a>	<a href="#">SCC-TTL30S420-RAB</a>	<a href="#">SCC-30CS420-RAB-BSL</a>
		Rubber on Cast Iron			<a href="#">SCC-30CS420-RSB-TLB</a>	<a href="#">SCC-TTL30S420-RSB</a>	<a href="#">SCC-30CS420-RSB-BSL</a>
		Polyolefin	500		<a href="#">SCC-30CS420-POB-TLB</a>	<a href="#">SCC-TTL30S420-POB</a>	<a href="#">SCC-30CS420-POB-BSL</a>
		Polyurethane on Polyolefin	600		<a href="#">SCC-30CS420-PPUB-TLB</a>	<a href="#">SCC-TTL30S420-PPUB</a>	<a href="#">SCC-30CS420-PPUB-BSL</a>
		Nylon	800		<a href="#">SCC-30CS420-NYB-TLB</a>	<a href="#">SCC-TTL30S420-NYB</a>	<a href="#">SCC-30CS420-NYB-BSL</a>
		Polyurethane on Aluminum			<a href="#">SCC-30CS420-PAB-TLB</a>	<a href="#">SCC-TTL30S420-PAB</a>	<a href="#">SCC-30CS420-PAB-BSL</a>
		Polyurethane/Steel (Green)	700		<a href="#">SCC-30CS420-PUB-GB-TLB</a>	<a href="#">SCC-TTL30S420-PUB-GB</a>	<a href="#">SCC-30S420-PUB-GB-BSL</a>
		Polyurethane/Steel (Red)			<a href="#">SCC-30CS420-PUB-RS-TLB</a>	<a href="#">SCC-TTL30S420-PUB-RS</a>	<a href="#">SCC-30CS420-PUB-RS-BSL</a>
		Solid Polyurethane	800		<a href="#">SCC-30CS420-SPUB-TLB</a>	<a href="#">SCC-TTL30S420-SPUB</a>	<a href="#">SCC-30CS420-SPUB-BSL</a>
		High Temp Phenolic			<a href="#">SCC-30CS420-PHBHT-TLB</a>	<a href="#">SCC-TTL30S420-PHBHT</a>	<a href="#">SCC-30CS420-PHBHT-BSL</a>
		Phenolic			<a href="#">SCC-30CS420-PHB-TLB</a>	<a href="#">SCC-TTL30S420-PHB</a>	<a href="#">SCC-30CS420-PHB-BSL</a>
		Semi Steel V-Groove			<a href="#">SCC-30CS420-VGB-TLB</a>	<a href="#">SCC-TTL30S420-VGB</a>	<a href="#">SCC-30CS420-VGB-BSL</a>
Semi Steel	1000	<a href="#">SCC-30CS420-SSB-TLB</a>	<a href="#">SCC-TTL30S420-SSB</a>	<a href="#">SCC-30CS420-SSB-BSL</a>			
Glass Filled Nylon	1200	<a href="#">SCC-30CS420-GFNB-TLB</a>	<a href="#">SCC-TTL30S420-GFNB</a>	<a href="#">SCC-30CS420-GFNB-BSL</a>			
5"	2"	Thermoplastic Rubber (Donut)	350	6-1/2"	<a href="#">SCC-30CS520-TPRBD-TLB</a>	<a href="#">SCC-TTL30S520-TPRBF</a>	<a href="#">SCC-30CS520-TPRBF-BSL</a>
		Thermoplastic Rubber (Flat)			<a href="#">SCC-30CS520-TPRBF-TLB</a>	<a href="#">SCC-TTL30S520-TPRBD</a>	<a href="#">SCC-30CS520-TPRBD-BSL</a>
		Rubber on Cast Iron	400		<a href="#">SCC-30CS520-RSB-TLB</a>	<a href="#">SCC-TTL30S520-RSB</a>	<a href="#">SCC-30CS520-RSB-BSL</a>
		Rubber on Aluminum	500		<a href="#">SCC-30CS520-RAB-TLB</a>	<a href="#">SCC-TTL30S520-RAB</a>	<a href="#">SCC-30CS520-RAB-BSL</a>
		Polyolefin	650		<a href="#">SCC-30CS520-POB-TLB</a>	<a href="#">SCC-TTL30S520-POB</a>	<a href="#">SCC-30CS520-POB-BSL</a>
		Polyurethane on Polyolefin	750		<a href="#">SCC-30CS520-PPUB-TLB</a>	<a href="#">SCC-TTL30S520-PPUB</a>	<a href="#">SCC-30CS520-PPUB-BSL</a>
		Nylon	900		<a href="#">SCC-30CS520-NYB-TLB</a>	<a href="#">SCC-TTL30S520-NYB</a>	<a href="#">SCC-30CS520-NYB-BSL</a>
		Polyurethane on Aluminum			<a href="#">SCC-30CS520-PAB-TLB</a>	<a href="#">SCC-TTL30S520-PAB</a>	<a href="#">SCC-30CS520-PAB-BSL</a>
		High Temp Phenolic	1000		<a href="#">SCC-30CS520-PHBHT-TLB</a>	<a href="#">SCC-TTL30S520-PHBHT</a>	<a href="#">SCC-30CS520-PHBHT-BSL</a>
		Phenolic			<a href="#">SCC-30CS520-PHB-TLB</a>	<a href="#">SCC-TTL30S520-PHB</a>	<a href="#">SCC-30CS520-PHB-BSL</a>
		Polyurethane/Steel (Green)			<a href="#">SCC-30CS520-PUB-GB-TLB</a>	<a href="#">SCC-TTL30S520-PUB-GB</a>	<a href="#">SCC-30CS520-PUB-GB-BSL</a>
		Polyurethane/Steel (Red)			<a href="#">SCC-30CS520-PUB-RS-TLB</a>	<a href="#">SCC-TTL30S520-PUB-RS</a>	<a href="#">SCC-30CS520-PUB-RS-BSL</a>
		Solid Polyurethane	1250		<a href="#">SCC-30CS520-SPUB-TLB</a>	<a href="#">SCC-TTL30S520-SPUB</a>	<a href="#">SCC-30CS520-SPUB-BSL</a>
		Semi Steel			<a href="#">SCC-30CS520-SSB-TLB</a>	<a href="#">SCC-TTL30S520-SSB</a>	<a href="#">SCC-30CS520-SSB-BSL</a>
Semi Steel V-Groove	<a href="#">SCC-30CS520-VGB-TLB</a>	<a href="#">SCC-TTL30S520-VGB</a>		<a href="#">SCC-30CS520-VGB-BSL</a>			
Glass Filled Nylon	<a href="#">SCC-30CS520-GFNB-TLB</a>	<a href="#">SCC-TTL30S520-GFNB</a>		<a href="#">SCC-30CS520-GFNB-BSL</a>			
6"	2"	Rubber on Cast Iron	450	7-1/2"	<a href="#">SCC-30CS620-RSB-TLB</a>	<a href="#">SCC-TTL30S620-RSB</a>	<a href="#">SCC-30CS620-RSB-BSL</a>
		Thermoplastic Rubber (Donut)	500		<a href="#">SCC-30CS620-TPRBD-TLB</a>	<a href="#">SCC-TTL30S620-TPRBD</a>	<a href="#">SCC-30CS620-TPRBD-BSL</a>
		Thermoplastic Rubber (Flat)			<a href="#">SCC-30CS620-TPRBF-TLB</a>	<a href="#">SCC-TTL30S620-TPRBF</a>	<a href="#">SCC-30CS620-TPRBF-BSL</a>
		Rubber on Aluminum	550		<a href="#">SCC-30CS620-RAB-TLB</a>	<a href="#">SCC-TTL30S620-RAB</a>	<a href="#">SCC-30CS620-RAB-BSL</a>
		Polyolefin	700		<a href="#">SCC-30CS620-POB-TLB</a>	<a href="#">SCC-TTL30S620-POB</a>	<a href="#">SCC-30CS620-POB-BSL</a>
		Polyurethane on Polyolefin	900		<a href="#">SCC-30CS620-PPUB-TLB</a>	<a href="#">SCC-TTL30S620-PPUB</a>	<a href="#">SCC-30CS620-PPUB-BSL</a>
		Polyurethane on Aluminum	1200		<a href="#">SCC-30CS620-PAB-TLB</a>	<a href="#">SCC-TTL30S620-PAB</a>	<a href="#">SCC-30CS620-PAB-BSL</a>
		High Temp Phenolic			<a href="#">SCC-30CS620-PHBHT-TLB</a>	<a href="#">SCC-TTL30S620-PHBHT</a>	<a href="#">SCC-30CS620-PHBHT-BSL</a>
		Phenolic			<a href="#">SCC-30CS620-PHB-TLB</a>	<a href="#">SCC-TTL30S620-PHB</a>	<a href="#">SCC-30CS620-PHB-BSL</a>
		Polyurethane/Steel (Green)			<a href="#">SCC-30CS620-PUB-GB-TLB</a>	<a href="#">SCC-TTL30S620-PUB-GB</a>	<a href="#">SCC-30CS620-PUB-GB-BSL</a>
		Polyurethane/Steel (Red)	1250		<a href="#">SCC-30CS620-PUB-RS-TLB</a>	<a href="#">SCC-TTL30S620-PUB-RS</a>	<a href="#">SCC-30CS620-PUB-RS-BSL</a>
		Solid Polyurethane			<a href="#">SCC-30CS620-SPUB-TLB</a>	<a href="#">SCC-TTL30S620-SPUB</a>	<a href="#">SCC-30CS620-SPUB-BSL</a>
		Semi Steel			<a href="#">SCC-30CS620-SSB-TLB</a>	<a href="#">SCC-TTL30S620-SSB</a>	<a href="#">SCC-30CS620-SSB-BSL</a>
		Semi Steel V-Groove			<a href="#">SCC-30CS620-VGB-TLB</a>	<a href="#">SCC-TTL30S620-VGB</a>	<a href="#">SCC-30CS620-VGB-BSL</a>
Glass Filled Nylon	1250	<a href="#">SCC-30CS620-GFNB-TLB</a>	<a href="#">SCC-TTL30S620-GFNB</a>	<a href="#">SCC-30CS620-GFNB-BSL</a>			
Nylon		<a href="#">SCC-30CS620-NYB-TLB</a>	<a href="#">SCC-TTL30S620-NYB</a>	<a href="#">SCC-30CS620-NYB-BSL</a>			

**Delve into More Choices!**

Keep reading to explore a variety of wheel sizes and caster options. Discover the ideal fit for your particular requirements and uses.

LIKE, SHARE & SUBSCRIBE





## TOP PLATE CASTERS *Ball Bearing Wheels*

Wheel Dia	Tread Width	Wheel Type	Load Capacity (lbs.)	Overall Height	Side Lock Brake (SLB) Top Lock Brake (TLB)	Total Lock Brake (TTL)	Bolt-on Swivel Lock (BSL)
8"	2"	Rubber on Cast Iron	500	9-1/2"	<a href="#">SCC-30CS820-RSB-TLB</a>	<a href="#">SCC-TTL30S820-RSB</a>	<a href="#">SCC-30CS820-RSB-BSL</a>
		Thermoplastic Rubber (Donut)	600		<a href="#">SCC-30CS820-TPRBD-TLB</a>	<a href="#">SCC-TTL30S820-TPRBD</a>	<a href="#">SCC-30CS820-TPRBD-BSL</a>
		Thermoplastic Rubber (Flat)			<a href="#">SCC-30CS820-TPRBF-TLB</a>	<a href="#">SCC-TTL30S820-TPRBF</a>	<a href="#">SCC-30CS820-TPRBF-BSL</a>
		Rubber on Aluminum	800		<a href="#">SCC-30CS820-RAB-TLB</a>	<a href="#">SCC-TTL30S820-RAB</a>	<a href="#">SCC-30CS820-RAB-BSL</a>
		Polyurethane on Polyolefin			<a href="#">SCC-30CS820-PPUB-TLB</a>	<a href="#">SCC-TTL30S820-PPUB</a>	<a href="#">SCC-30CS820-PPUB-BSL</a>
		Polyolefin	900		<a href="#">SCC-30CS820-POB-TLB</a>	<a href="#">SCC-TTL30S820-POB</a>	<a href="#">SCC-30CS820-POB-BSL</a>
		Solid Polyurethane	1200		<a href="#">SCC-30CS820-SPUB-TLB</a>	<a href="#">SCC-TTL30S820-SPUB</a>	<a href="#">SCC-30CS820-SPUB-BSL</a>
		Glass Filled Nylon	1250		<a href="#">SCC-30CS820-GFNB-TLB</a>	<a href="#">SCC-TTL30S820-GFNB</a>	<a href="#">SCC-30CS820-GFNB-BSL</a>
		Phenolic			<a href="#">SCC-30CS820-PHB-TLB</a>	<a href="#">SCC-TTL30S820-PHB</a>	<a href="#">SCC-30CS820-PHB-BSL</a>
		Polyurethane/Steel (Green)			<a href="#">SCC-30CS820-PUB-GB-TLB</a>	<a href="#">SCC-TTL30S820-PUB-GB</a>	<a href="#">SCC-30CS820-PUB-GB-BSL</a>
		Polyurethane/Steel (Red)			<a href="#">SCC-30CS820-PUB-RS-TLB</a>	<a href="#">SCC-TTL30S820-PUB-RS</a>	<a href="#">SCC-30CS820-PUB-RS-BSL</a>
		High Temp Phenolic			<a href="#">SCC-30CS820-PHBHT-TLB</a>	<a href="#">SCC-TTL30S820-PHBHT</a>	<a href="#">SCC-30CS820-PHBHT-BSL</a>
		Semi Steel			<a href="#">SCC-30CS820-SSB-TLB</a>	<a href="#">SCC-TTL30S820-SSB</a>	<a href="#">SCC-30CS820-SSB-BSL</a>
		Semi Steel V-Groove			<a href="#">SCC-30CS820-VGB-TLB</a>	<a href="#">SCC-TTL30S820-VGB</a>	<a href="#">SCC-30CS820-VGB-BSL</a>
		Polyurethane on Aluminum			<a href="#">SCC-30CS820-PAB-TLB</a>	<a href="#">SCC-TTL30S820-PAB</a>	<a href="#">SCC-30CS820-PAB-BSL</a>
		Nylon			<a href="#">SCC-30CS820-NYB-TLB</a>	<a href="#">SCC-TTL30S820-NYB</a>	<a href="#">SCC-30CS820-NYB-BSL</a>

## Explore Our Comprehensive Finish Options

While our zinc finish casters offer a durable and reliable choice, we understand that different environments and applications demand specific solutions. That's why we are proud to present our extensive range of finishes, including the highly durable **304 Stainless Steel** and the superior **316 Stainless Steel** options.

### 304 Stainless Steel Finish

Ideal for environments where resistance to corrosion and staining is essential, our 304 Stainless Steel finish provides excellent durability and longevity, making it perfect for various industrial and commercial applications.

### 316 Stainless Steel Finish

For even more demanding conditions, our new 316 Stainless Steel finish offers enhanced resistance to corrosion, especially against chlorides and industrial solvents. This premium finish is designed for the toughest environments, ensuring maximum performance and lifespan.



### Discover More Finish Options

But that's not all. We offer various additional finishes, including electro-polished and custom powder coatings. Stay tuned as we expand our catalog with these new options. Discover the perfect caster for every application. For more details, visit our [website](#) or contact our [customer service](#) team.



### Medium/Heavy Duty Dual Wheel Casters

#### Series #30 Dual Wheel Casters

Dual wheel casters offer greater stability, higher capacity, and improved maneuverability compared to single wheels. Available in materials like Polyurethane, Nylon, Semi Steel, and Phenolic.

#### Applications

- Platform Trucks
- Warehouse Carts
- Dollies (Machinery)
- Stock Picking Trucks
- Freight Terminal
- Food Service Carts

#### Features

- Double ball bearing raceway, heat-treated for durability and strength
- Bright zinc plated
- 1/2" axle bolt with lock nut
- Grease fittings in swivel raceway and wheel
- Wide selection of wheel types



### Service Caster Chart Guide

### Build Your Caster

Discover more fastening sizes and wheel options if you can't find what you need. And remember, we're always here to **help!**

Series	Mounting	Mounting Size	Bolt Pattern	Rig Type	Wheel Size	Brake	Bearing Type	Wheel Material
DW30	Top Plate	4" x 4-1/2"	2-5/8" x 3-5/8" to 3" x 3"	Swivel (S)	4" x 2" (420)	Top Lock (TLB)	Ball Bearing (B)	Thermo Plastic Rubber (TPR)
				Rigid (R)	5" x 2" (520)	Side Lock (SLB)	Plain Bore (S)	Polyurethane (PPU)
					6" x 2" (620)	Face Contact (FCB)	Delrin Bearing (D)	Phenolic (PH)
					8" x 2" (820)	Bolt-on Swivel Lock (BSL)	Roller Bearing (R)	Solid Polyurethane (SPU)
				Weld-on Swivel Lock (WSL)	Precision Bearing (PB)	Glass Filled Nylon (GFN)		
						Bronze Bearing (BZ)	Rubber on Aluminum (RA)	

The overall height may vary slightly based on the available options.

Wheel Diameter	Overall Height	Swivel Radius
4"	5-5/8"	3-1/4"
5"	6-1/2"	3-7/8"
6"	7-1/2"	5-1/8"
8"	9-1/2"	6-3/4"



GLASS FILLED NYLON GFN	PHENOLIC PH	SOLID POLYURETHANE SPU	HIGH TEMP PHENOLIC PH*HT	RUBBER ON ALUMINUM RA	SEMI STEEL SS	NYLON NY	POLYOLEFIN PO
POLYURETHANE ON CAST IRON PU	HT GLASS FILLED NYLON GFN*HT	V-GROOVE VG	RUBBER ON STEEL RS	POLYURETHANE ON POLYOLEFIN PPU	POLYURETHANE ON POLYOLEFIN PPU	THERMO PLASTIC RUBBER (DONUT) TPRD	THERMO PLASTIC RUBBER (FLAT) TPRF

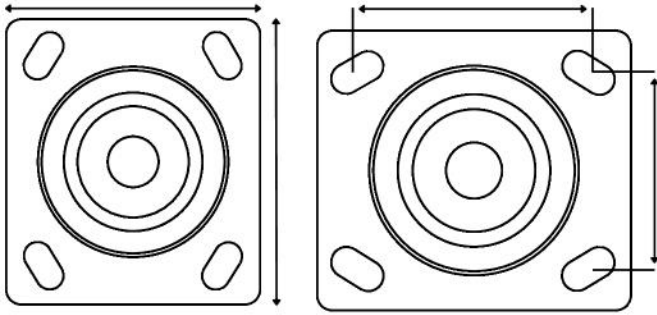
- Semi Steel (SS)
- Nylon (NY)
- High Temp Phenolic (PH\*HT)
- High Temp Nylon (GF\*HT)
- Rubber on Steel (RS)



Our part numbers adapt to your needs. Use the diagram below as a reference. For help, contact our customer service team.



## Top Plate Size Option(s)



The 30 Series dual wheel casters provide options in wheel materials, mounting types, and sizes, offering reliable performance for heavy-duty applications in demanding environments.

### Tailored Casters for Tough Applications

Customers opt for 30 Series **custom casters** when retrofitting legacy operations, maintaining specific equipment heights, or handling heavy, complex loads in industries like aerospace. They're also ideal when catalog options fail to meet durability needs while fitting within existing design parameters.

Standard Plate Size	Bolt Pattern	Bolt Diameter
4" x 4-1/2"	2-5/8" x 3-5/8" to 3" x 3"	3/8"
4-1/2" x 6-1/4" (TP2)	2-7/16" x 4-15/16" to 3-3/8" x 5-1/4"	1/2"
5" x 5-1/2" (TP3)	4-1/8" x 4-1/2"	1/2"

## Bearing Type(s)

### Roller Bearing

Anti-friction bearing, ideal for manual applications with prevalent shock loading.



### Ball Bearing

Ball bearing provides smooth movement and durability.



### Delrin Bearing

Delrin bearings, maintenance-free, ideal for wash-downs, max 180°F.



### Bronze Bearing

Bronze bearings are durable, corrosion-resistant, and withstand up to 525°F.



## Brake Option(s)

### Side Lock Brake (SLB)

The **Side Lock Brake (SLB)** locks the wheel by applying force directly to the hub, ensuring stability. These brakes are **dual-sided**, engaging on both sides of the wheel for added security.



### Bolt-on Swivel Lock (BSL)

The **bolt-on swivel lock** secures swivel casters, preventing unwanted movement. Easy to install, it ensures stability.



To ensure you have all the options you need, we also carry different styles such as **face contact brakes** and **toe guards** for our Series DW30. Explore our comprehensive selection to find the perfect solution for your specific requirements.



FACE CONTACT BRAKE



TOE GUARD

WE ARE  
**SERVICE  
CASTER**







- ✓ Quality
- ✓ Reliability
- ✓ Excellence

## SWIVEL CASTERS

Wheel Dia.	Tread Width	Wheel Type	Load Capacity (lbs.)	Roller Bearing Wheel (R)	Swivel Weight (lbs.)	Ball Bearing Wheel (B)	Rigid Weight (lbs.)	Overall Height
4"	2"	Thermoplastic Rubber (Donut)	300	<a href="#">SCC-DW30CS420-TPRRD</a>	3.96	<a href="#">SCC-DW30CS420-TPRBD</a>	2.53	5-5/8"
		Thermoplastic Rubber (Flat)		<a href="#">SCC-DW30CS420-TPRRF</a>	3.96	<a href="#">SCC-DW30CS420-TPRBF</a>	2.53	
		Rubber on Aluminum	400	<a href="#">SCC-DW30CS420-RAR</a>	5.06	<a href="#">SCC-DW30CS420-RAB</a>	3.63	
		Rubber on Cast Iron		<a href="#">SCC-DW30CS420-RSR</a>	6.16	<a href="#">SCC-DW30CS420-RSB</a>	1.73	
		Polyolefin	500	<a href="#">SCC-DW30CS420-POR</a>	5.06	<a href="#">SCC-DW30CS420-POB</a>	3.63	
		Polyurethane on Polyolefin	600	<a href="#">SCC-DW30CS420-PPUR</a>	3.96	<a href="#">SCC-DW30CS420-PPUB</a>	2.53	
		High Temp Glass Filled Nylon		<a href="#">SCC-DW30CS420-GFNRHT</a>	5.72	<a href="#">SCC-DW30CS420-GFNBHT</a>	4.29	
		Polyurethane on Aluminum	700	<a href="#">SCC-DW30CS420-PAR</a>	5.06	<a href="#">SCC-DW30CS420-PAB</a>	3.63	
		Polyurethane/Steel (Green)		<a href="#">SCC-DW30CS420-PUR-GB</a>	6.16	<a href="#">SCC-DW30CS420-PUB-GB</a>	4.73	
		Polyurethane/Steel (Red)		<a href="#">SCC-DW30CS420-PUR-RS</a>	6.16	<a href="#">SCC-DW30CS420-PUB-RS</a>	4.73	
		Solid Polyurethane	800	<a href="#">SCC-DW30CS420-SPUR</a>	3.96	<a href="#">SCC-DW30CS420-SPUB</a>	2.53	
		Nylon		<a href="#">SCC-DW30CS420-NYR</a>	5.06	<a href="#">SCC-DW30CS420-NYB</a>	3.63	
		Phenolic		<a href="#">SCC-DW30CS420-PHR</a>	5.25	<a href="#">SCC-DW30CS420-PHB</a>	3.82	
		High Temp Phenolic		<a href="#">SCC-DW30CS420-PHRHT</a>	5.25	<a href="#">SCC-DW30CS420-PHBHT</a>	3.82	
		Semi Steel V-Groove		<a href="#">SCC-DW30CS420-VGR</a>	6.71	<a href="#">SCC-DW30CS420-VGB</a>	5.28	
		Semi Steel		1000	<a href="#">SCC-DW30CS420-SSR</a>	5.06	<a href="#">SCC-DW30CS420-SSB</a>	
Glass Filled Nylon	1200	<a href="#">SCC-DW30CS420-GFNR</a>	5.06	<a href="#">SCC-DW30CS420-GFNB</a>	3.63			
5"	2"	Thermoplastic Rubber (Donut)	350	<a href="#">SCC-DW30CS520-TPRRD</a>	4.62	<a href="#">SCC-DW30CS520-TPRBD</a>	3.19	6-1/2"
		Thermoplastic Rubber (Flat)		<a href="#">SCC-DW30CS520-TPRRF</a>	4.62	<a href="#">SCC-DW30CS520-TPRBF</a>	3.19	
		Rubber on Cast Iron	400	<a href="#">SCC-DW30CS520-RSR</a>	6.16	<a href="#">SCC-DW30CS520-RSB</a>	4.73	
		Rubber on Aluminum	500	<a href="#">SCC-DW30CS520-RAR</a>	5.75	<a href="#">SCC-DW30CS520-RAB</a>	4.32	
		Polyolefin	650	<a href="#">SCC-DW30CS520-POR</a>	4.62	<a href="#">SCC-DW30CS520-POB</a>	3.19	
		Polyurethane on Polyolefin	750	<a href="#">SCC-DW30CS520-PPUR</a>	4.62	<a href="#">SCC-DW30CS520-PPUB</a>	3.19	
		Nylon	900	<a href="#">SCC-DW30CS520-NYR</a>	4.62	<a href="#">SCC-DW30CS520-NYB</a>	3.19	
		Polyurethane on Aluminum		<a href="#">SCC-DW30CS520-PAR</a>	5.28	<a href="#">SCC-DW30CS520-PAB</a>	3.85	
		Polyurethane/Steel (Green)	1000	<a href="#">SCC-DW30CS520-PUR-GB</a>	5.75	<a href="#">SCC-DW30CS520-PUB-GB</a>	4.32	
		Polyurethane/Steel (Red)		<a href="#">SCC-DW30CS520-PUR-RS</a>	5.75	<a href="#">SCC-DW30CS520-PUB-RS</a>	4.32	
		Solid Polyurethane		<a href="#">SCC-DW30CS520-SPUR</a>	6.60	<a href="#">SCC-DW30CS520-SPUB</a>	5.17	
		High Temp Glass Filled Nylon	1000	<a href="#">SCC-DW30CS520-GFNRHT</a>	6.60	<a href="#">SCC-DW30CS520-GFNBHT</a>	5.17	
		Phenolic		<a href="#">SCC-DW30CS520-PHR</a>	4.62	<a href="#">SCC-DW30CS520-PHB</a>	3.19	
		High Temp Phenolic		<a href="#">SCC-DW30CS520-PHRHT</a>	7.92	<a href="#">SCC-DW30CS520-PHBHT</a>	6.49	
		Semi Steel		<a href="#">SCC-DW30CS520-SSR</a>	4.62	<a href="#">SCC-DW30CS520-SSB</a>	3.19	
		Semi Steel V-Groove	1100	<a href="#">SCC-DW30CS520-VGR</a>	8.58	<a href="#">SCC-DW30CS520-VGB</a>	7.15	
Glass Filled Nylon	1250	<a href="#">SCC-DW30CS520-GFNR</a>	7.70	<a href="#">SCC-DW30CS520-GFNB</a>	6.27			
6"	2"	Rubber on Cast Iron	450	<a href="#">SCC-DW30CS620-RSR</a>	6.50	<a href="#">SCC-DW30CS620-RSB</a>	5.07	7-1/2"
		Thermoplastic Rubber (Donut)	500	<a href="#">SCC-DW30CS620-TPRRD</a>	5.06	<a href="#">SCC-DW30CS620-TPRBD</a>	3.63	
		Thermoplastic Rubber (Flat)		<a href="#">SCC-DW30CS620-TPRRF</a>	5.06	<a href="#">SCC-DW30CS620-TPRBF</a>	3.63	
		Rubber on Aluminum	550	<a href="#">SCC-DW30CS620-RAR</a>	5.06	<a href="#">SCC-DW30CS620-RAB</a>	3.63	
		Polyolefin	700	<a href="#">SCC-DW30CS620-POR</a>	5.06	<a href="#">SCC-DW30CS620-POB</a>	3.63	
		Polyurethane on Polyolefin	900	<a href="#">SCC-DW30CS620-PPUR</a>	6.00	<a href="#">SCC-DW30CS620-PPUB</a>	4.07	
		High Temp Glass Filled Nylon	1100	<a href="#">SCC-DW30CS620-GFNRHT</a>	7.50	<a href="#">SCC-DW30CS620-GFNBHT</a>	6.07	
		Polyurethane on Aluminum	1200	<a href="#">SCC-DW30CS620-PAR</a>	7.50	<a href="#">SCC-DW30CS620-PAB</a>	6.50	
		Polyurethane/Steel (Green)		<a href="#">SCC-DW30CS620-PUR-GB</a>	8.58	<a href="#">SCC-DW30CS620-PUB-GB</a>	7.15	
		Polyurethane/Steel (Red)		<a href="#">SCC-DW30CS620-PUR-RS</a>	8.58	<a href="#">SCC-DW30CS620-PUB-RS</a>	7.15	
		Solid Polyurethane	1200	<a href="#">SCC-DW30CS620-SPUR</a>	5.06	<a href="#">SCC-DW30CS620-SPUB</a>	4.63	
		Phenolic		<a href="#">SCC-DW30CS620-PHR</a>	10.12	<a href="#">SCC-DW30CS620-PHB</a>	8.69	
		High Temp Phenolic		<a href="#">SCC-DW30CS620-PHRHT</a>	5.06	<a href="#">SCC-DW30CS620-PHBHT</a>	6.07	
		Semi Steel		<a href="#">SCC-DW30CS620-SSR</a>	8.85	<a href="#">SCC-DW30CS620-SSB</a>	7.15	
		Semi Steel V-Groove	1250	<a href="#">SCC-DW30CS620-VGR</a>	8.85	<a href="#">SCC-DW30CS620-VGB</a>	7.15	
		Nylon		<a href="#">SCC-DW30CS620-NYR</a>	8.85	<a href="#">SCC-DW30CS620-NYB</a>	7.15	
Glass Filled Nylon	<a href="#">SCC-DW30CS620-GFNR</a>	7.70		<a href="#">SCC-DW30CS620-GFNB</a>	3.63			

Don't Stop Now – More Casters and **Sizes** Ahead!



## SWIVEL CASTERS

Wheel Dia	Tread Width	Wheel Type	Load Capacity (lbs.)	Swivel Part Number	Swivel Weight (lbs.)	Rigid Part Number	Rigid Weight (lbs.)	Overall Height
8"	2"	Rubber on Cast Iron	500	<a href="#">SCC-DW30CS820-RSR</a>	9.68	<a href="#">SCC-DW30CS820-RSB</a>	8.25	9-1/2"
		Thermoplastic Rubber (Donut)	600	<a href="#">SCC-DW30CS820-TPRRD</a>	5.50	<a href="#">SCC-DW30CS820-TPRBD</a>	4.07	
		Thermoplastic Rubber (Flat)		<a href="#">SCC-DW30CS820-TPRRF</a>	5.50	<a href="#">SCC-DW30CS820-TPRBF</a>	4.07	
		Rubber on Aluminum	900	<a href="#">SCC-DW30CS820-RAR</a>	7.50	<a href="#">SCC-DW30CS820-RAB</a>	9.04	
		Polyolefin		<a href="#">SCC-DW30CS820-POR</a>	5.50	<a href="#">SCC-DW30CS820-POB</a>	4.07	
		Polyurethane on Polyolefin	1000	<a href="#">SCC-DW30CS820-PPUR</a>	5.50	<a href="#">SCC-DW30CS820-PPUB</a>	4.07	
		High Temp Glass Filled Nylon	1200	<a href="#">SCC-DW30CS820-GFNRHT</a>	5.50	<a href="#">SCC-DW30CS820-GFNBHT</a>	4.07	
		Solid Polyurethane		<a href="#">SCC-DW30CS820-SPUR</a>	7.75	<a href="#">SCC-DW30CS820-SPUB</a>	6.32	
		Polyurethane on Aluminum	1400	<a href="#">SCC-DW30CS820-PAR</a>	5.50	<a href="#">SCC-DW30CS820-PAB</a>	4.07	
		Polyurethane/Steel (Green)		<a href="#">SCC-DW30CS820-PUR-GB</a>	5.50	<a href="#">SCC-DW30CS820-PUB-GB</a>	4.07	
		Polyurethane/Steel (Red)		<a href="#">SCC-DW30CS820-PUR-RS</a>	5.50	<a href="#">SCC-DW30CS820-PUB-RS</a>	4.07	
		Phenolic		<a href="#">SCC-DW30CS820-PHR</a>	7.75	<a href="#">SCC-DW30CS820-PHB</a>	6.32	
		High Temp Phenolic		<a href="#">SCC-DW30CS820-PHRHT</a>	12.10	<a href="#">SCC-DW30CS820-PHBHT</a>	10.67	
		Semi Steel		<a href="#">SCC-DW30CS820-SSR</a>	12.10	<a href="#">SCC-DW30CS820-SSB</a>	10.67	
		Semi Steel V-Groove		<a href="#">SCC-DW30CS820-VGR</a>	12.10	<a href="#">SCC-DW30CS820-VGB</a>	10.67	
		Nylon		<a href="#">SCC-DW30CS820-NYR</a>	12.10	<a href="#">SCC-DW30CS820-NYB</a>	10.67	
Glass Filled Nylon	<a href="#">SCC-DW30CS820-GFNR</a>	12.10	<a href="#">SCC-DW30CS820-GFNB</a>	10.67				

# YOUR ONE-STOP SHOP FOR HEAVY DUTY WHEELS AND MORE



### COMPREHENSIVE WHEEL SOLUTIONS

Service Caster offers wheels for all applications, from light to super heavy duty. We provide a wide range of wheel styles and brands for material handling, cart replacements, and more, all tailored to your specific environment.

### FAST AND RELIABLE SERVICE

Explore our catalog for wheels from 3" to 12", with larger sizes available through our specialists. Most orders placed by 3 PM EST ship the same day, ensuring you get the wheels you need quickly and efficiently



### Medium/Heavy Duty Kingpinless Casters

Series #KP30 Casters

This caster features a 1/4" top plate, 2-3/8" raceway, 3/8" ball bearings, heat-forged ASTM1045, optional extended swivel lead, NSF Listed options, grease fittings, double-welded legs, zinc finish, and a 1/2" axle.

#### Applications

- Material Handling
- Manufacturing Plants
- Dollies (Machinery)
- Military Equipment
- Heavy Machinery
- Construction Sites



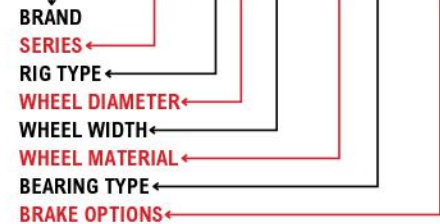
#### Features

- Heat-Forged ASTM1045 Construction
- Grease Fittings for Maintenance
- Double-Welded Steel Legs
- 1/2" axle bolt with lock nut
- NSF Listed Options
- Wide selection of wheel types



8" Swivel Steel Caster with Side Lock Brake

**SCC-KP30S820-SSR-SLB**



### Service Caster Chart Guide

### Build Your Caster

Discover more fastening sizes and wheel options if you can't find what you need. And remember, we're always here to [help!](#)

Series	Mounting	Rig Type	Mounting Size	Bolt Pattern	Wheel Size	Brake	Bearing Type	Wheel Material
KP30	Top Plate	Swivel (S)	4" x 4-1/2"	2-5/8" x 3-5/8" to 3" x 3"	4" x 2" (420)	Top Lock (TLB)	Ball Bearing (B)	Soft Rubber (SR)
		Rigid (R)	4-1/2" x 6-1/4" (TP2)	2-7/16"x4-15/16" to 3-3/8"x5-1/4"	5" x 2" (520)	Side Lock (SLB)	Plain Bore (S)	Thermo Plastic Rubber (TPR)
			5" x 5-1/2" (TP3)	4-1/8" x 4-1/2"	6" x 2" (620)	Face Contact (FCB)	Delrin Bearing (D)	Polyurethane (PPU)
					8" x 2" (820)	Bolt-on Swivel Lock (BSL)	Roller Bearing (R)	Phenolic (PH)
						Weld-on Swivel Lock (WSL)	Precision Bearing (PB)	Solid Polyurethane (SPU)
							Bronze Bearing (BZ)	Hard Rubber (HR)



**Optional Top Plate**  
When specifying this option add the **prefix** at the end of the part number

Wheel Tread



- Glass Filled Nylon (GFN)
- Rubber on Aluminum (RA)
- Semi Steel (SS)
- Nylon (NY)
- High Temp Phenolic (PH\*HT)
- High Temp Nylon (GF\*HT)
- Rubber on Steel (RS)

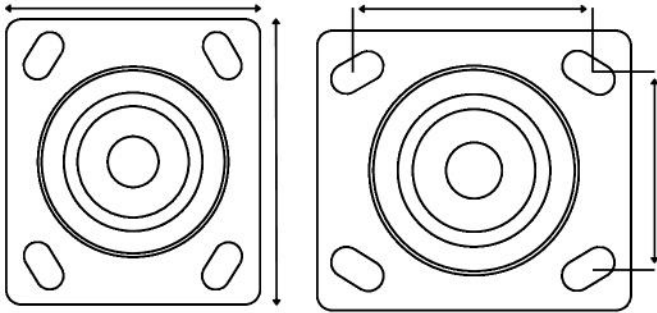


Request for CAD



## Top Plate Size Option(s)

This series offers superior shock resistance, durability, and capacity. Available with various wheels, brakes, and mounts, our Series 30 kingpinless casters are made and shipped from Berks County, PA.



Standard Plate Size	Bolt Pattern	Bolt Diameter
4" x 4-1/2"	2-5/8" x 3-5/8" to 3" x 3"	3/8"
4-1/2" x 6-1/4" (TP2)	2-7/16" x 4-15/16" to 3-3/8" x 5-1/4"	1/2"
5" x 5-1/2" (TP3)	4-1/8" x 4-1/2"	1/2"

## Choose Your Movement

- Rigid and Swivel Available



RIGID



SWIVEL

## Bearing Type(s)

### Roller Bearing

Anti-friction bearing, ideal for manual applications with prevalent shock loading.



### Ball Bearing

Ball bearing provides smooth movement and durability.



### Delrin Bearing

Delrin bearings, maintenance-free, ideal for wash-downs, max 180°F.



### Bronze Bearing

Bronze bearings are durable, corrosion-resistant, and withstand up to 525°F.



## Brake Option(s)

### Side Lock Brake (SLB)

The side lock brake places a positive locking force against the wheel hub locking the wheel only.



### Bolt-on Swivel Lock (BSL)

The bolt-on swivel lock secures swivel casters, preventing unwanted movement. Easy to install, it ensures stability.



To ensure you have all the options you need, we also carry different styles such as face contact brakes and toe guards for our Series KP30. Explore our comprehensive selection to find the perfect solution for your specific requirements.



FACE CONTACT BRAKE



TOE GUARD

# POWERLOCKCASTERS

Choose your brake style! The Side Lock Brake (SLB) grips the wheel tight, while the Bolt-On Swivel Lock (BSL) converts your caster to rigid at any 90-degree angle. Use both for ultimate control, locking both swivel and wheel for total immobility.

LIKE, SHARE & SUBSCRIBE







**Roller Bearings:** Standard for caster wheels, offering high load capacity, long life, and easy rolling at low speeds. Designated with "R" in Service Caster part numbers.

## SWIVEL & RIGID CASTERS

Wheel Dia.	Tread Width	Wheel Type	Load Capacity (lbs.)	Swivel Part Number	Swivel Weight (lbs.)	Rigid Part Number	Rigid Weight (lbs.)	Overall Height
4"	2"	Thermoplastic Rubber (Donut)	300	<a href="#">SCC-KP30S420-TPRRD</a>	3.96	<a href="#">SCC-30R420-TPRRD</a>	2.53	5-5/8"
		Thermoplastic Rubber (Flat)		<a href="#">SCC-KP30S420-TPRRF</a>	3.96	<a href="#">SCC-30R420-TPRRF</a>	2.53	
		Rubber on Aluminum	400	<a href="#">SCC-KP30S420-RAR</a>	5.06	<a href="#">SCC-30R420-RAR</a>	3.63	
		Rubber on Cast Iron		<a href="#">SCC-KP30S420-RSR</a>	6.16	<a href="#">SCC-30R420-RSR</a>	1.73	
		Polyolefin	500	<a href="#">SCC-KP30S420-POR</a>	5.06	<a href="#">SCC-30R420-POR</a>	3.63	
		Polyurethane on Polyolefin	600	<a href="#">SCC-KP30S420-PPUR</a>	3.96	<a href="#">SCC-30R420-PPUR</a>	2.53	
		High Temp Glass Filled Nylon		<a href="#">SCC-KP30S420-GFNRHT</a>	5.72	<a href="#">SCC-30R420-GFNRHT</a>	4.29	
		Polyurethane on Aluminum	700	<a href="#">SCC-KP30S420-PAR</a>	5.06	<a href="#">SCC-30R420-PAR</a>	3.63	
		Polyurethane/Steel (Green)		<a href="#">SCC-KP30S420-PUR-GB</a>	6.16	<a href="#">SCC-30R420-PUR-GB</a>	4.73	
		Polyurethane/Steel (Red)		<a href="#">SCC-KP30S420-PUR-RS</a>	6.16	<a href="#">SCC-30R420-PUR-RS</a>	4.73	
		Solid Polyurethane	800	<a href="#">SCC-KP30S420-SPUR</a>	3.96	<a href="#">SCC-30R420-SPUR</a>	2.53	
		Nylon		<a href="#">SCC-KP30S420-NYR</a>	5.06	<a href="#">SCC-30R420-NYR</a>	3.63	
		Phenolic		<a href="#">SCC-KP30S420-PHR</a>	5.25	<a href="#">SCC-30R420-PHR</a>	3.82	
		High Temp Phenolic		<a href="#">SCC-KP30S420-PHRHT</a>	5.25	<a href="#">SCC-30R420-PHRHT</a>	3.82	
		Semi Steel V-Groove		<a href="#">SCC-KP30S420-VGR</a>	6.71	<a href="#">SCC-30R420-VGR</a>	5.28	
		Semi Steel	1000	<a href="#">SCC-KP30S420-SSR</a>	5.06	<a href="#">SCC-30R420-SSR</a>	3.63	
Glass Filled Nylon	1200	<a href="#">SCC-KP30S420-GFNR</a>	5.06	<a href="#">SCC-30R420-GFNR</a>	3.63			
5"	2"	Thermoplastic Rubber (Donut)	350	<a href="#">SCC-KP30S520-TPRRD</a>	4.62	<a href="#">SCC-30R520-TPRRD</a>	3.19	6-1/2"
		Thermoplastic Rubber (Flat)		<a href="#">SCC-KP30S520-TPRRF</a>	4.62	<a href="#">SCC-30R520-TPRRF</a>	3.19	
		Rubber on Cast Iron	400	<a href="#">SCC-KP30S520-RSR</a>	6.16	<a href="#">SCC-30R520-RSR</a>	4.73	
		Rubber on Aluminum	500	<a href="#">SCC-KP30S520-RAR</a>	5.75	<a href="#">SCC-30R520-RAR</a>	4.32	
		Polyolefin	650	<a href="#">SCC-KP30S520-POR</a>	4.62	<a href="#">SCC-30R520-POR</a>	3.19	
		Polyurethane on Polyolefin	750	<a href="#">SCC-KP30S520-PPUR</a>	4.62	<a href="#">SCC-30R520-PPUR</a>	3.19	
		Nylon	900	<a href="#">SCC-KP30S520-NYR</a>	4.62	<a href="#">SCC-30R520-NYR</a>	3.19	
		Polyurethane on Aluminum		<a href="#">SCC-KP30S520-PAR</a>	5.28	<a href="#">SCC-30R520-PAR</a>	3.85	
		Polyurethane/Steel (Green)	1000	<a href="#">SCC-KP30S520-PUR-GB</a>	5.75	<a href="#">SCC-30R520-PUR-GB</a>	4.32	
		Polyurethane/Steel (Red)		<a href="#">SCC-KP30S520-PUR-RS</a>	5.75	<a href="#">SCC-30R520-PUR-RS</a>	4.32	
		Solid Polyurethane		<a href="#">SCC-KP30S520-SPUR</a>	6.60	<a href="#">SCC-30R520-SPUR</a>	5.17	
		High Temp Glass Filled Nylon	1000	<a href="#">SCC-KP30S520-GFNRHT</a>	6.60	<a href="#">SCC-30R520-GFNRHT</a>	5.17	
		Phenolic		<a href="#">SCC-KP30S520-PHR</a>	4.62	<a href="#">SCC-30R520-PHR</a>	3.19	
		High Temp Phenolic		<a href="#">SCC-KP30S520-PHRHT</a>	7.92	<a href="#">SCC-30R520-PHRHT</a>	6.49	
		Semi Steel	1100	<a href="#">SCC-KP30S520-SSR</a>	4.62	<a href="#">SCC-30R520-SSR</a>	3.19	
		Semi Steel V-Groove		<a href="#">SCC-KP30S520-VGR</a>	8.58	<a href="#">SCC-30R520-VGR</a>	7.15	
Glass Filled Nylon	1250	<a href="#">SCC-KP30S520-GFNR</a>	7.70	<a href="#">SCC-30R520-GFNR</a>	6.27			
6"	2"	Rubber on Cast Iron	450	<a href="#">SCC-KP30S620-RSR</a>	6.50	<a href="#">SCC-30R620-RSR</a>	5.07	7-1/2"
		Thermoplastic Rubber (Donut)	500	<a href="#">SCC-KP30S620-TPRRD</a>	5.06	<a href="#">SCC-30R620-TPRRD</a>	3.63	
		Thermoplastic Rubber (Flat)		<a href="#">SCC-KP30S620-TPRRF</a>	5.06	<a href="#">SCC-30R620-TPRRF</a>	3.63	
		Rubber on Aluminum	550	<a href="#">SCC-KP30S620-RAR</a>	5.06	<a href="#">SCC-30R620-RAR</a>	3.63	
		Polyolefin	700	<a href="#">SCC-KP30S620-POR</a>	5.06	<a href="#">SCC-30R620-POR</a>	3.63	
		Polyurethane on Polyolefin	900	<a href="#">SCC-KP30S620-PPUR</a>	6.00	<a href="#">SCC-30R620-PPUR</a>	4.07	
		High Temp Glass Filled Nylon	1100	<a href="#">SCC-KP30S620-GFNRHT</a>	7.50	<a href="#">SCC-30R620-GFNRHT</a>	6.07	
		Polyurethane on Aluminum	1200	<a href="#">SCC-KP30S620-PAR</a>	7.50	<a href="#">SCC-30R620-PAR</a>	6.50	
		Polyurethane/Steel (Green)		<a href="#">SCC-KP30S620-PUR-GB</a>	8.58	<a href="#">SCC-30R620-PUR-GB</a>	7.15	
		Polyurethane/Steel (Red)		<a href="#">SCC-KP30S620-PUR-RS</a>	8.58	<a href="#">SCC-30R620-PUR-RS</a>	7.15	
		Solid Polyurethane	1200	<a href="#">SCC-KP30S620-SPUR</a>	5.06	<a href="#">SCC-30R620-SPUR</a>	4.63	
		Phenolic		<a href="#">SCC-KP30S620-PHR</a>	10.12	<a href="#">SCC-30R620-PHR</a>	8.69	
		High Temp Phenolic		<a href="#">SCC-KP30S620-PHRHT</a>	5.06	<a href="#">SCC-30R620-PHRHT</a>	6.07	
		Semi Steel	1250	<a href="#">SCC-KP30S620-SSR</a>	8.85	<a href="#">SCC-30R620-SSR</a>	7.15	
		Semi Steel V-Groove		<a href="#">SCC-KP30S620-VGR</a>	8.85	<a href="#">SCC-30R620-VGR</a>	7.15	
		Nylon	1250	<a href="#">SCC-KP30S620-NYR</a>	8.85	<a href="#">SCC-30R620-NYR</a>	7.15	
Glass Filled Nylon	<a href="#">SCC-KP30S620-GFNR</a>	7.70		<a href="#">SCC-30R620-GFNR</a>	3.63			

Don't Stop Now – More Casters and **Sizes** Ahead!



## SWIVEL & RIGID CASTERS *with Roller Bearing Wheels*

Wheel Dia	Tread Width	Wheel Type	Load Capacity (lbs.)	Swivel Part Number	Swivel Weight (lbs.)	Rigid Part Number	Rigid Weight (lbs.)	Overall Height
8"	2"	Rubber on Cast Iron	500	<a href="#">SCC-KP30S820-RSR</a>	9.68	<a href="#">SCC-30R820-RSR</a>	8.25	9-1/2"
		Thermoplastic Rubber (Donut)	600	<a href="#">SCC-KP30S820-TPRRD</a>	5.50	<a href="#">SCC-30R820-TPRRD</a>	4.07	
		Thermoplastic Rubber (Flat)		<a href="#">SCC-KP30S820-TPRRF</a>	5.50	<a href="#">SCC-30R820-TPRRF</a>	4.07	
		Rubber on Aluminum	900	<a href="#">SCC-KP30S820-RAR</a>	7.50	<a href="#">SCC-30R820-RAR</a>	9.04	
		Polyolefin		<a href="#">SCC-KP30S820-POR</a>	5.50	<a href="#">SCC-30R820-POR</a>	4.07	
		Polyurethane on Polyolefin	1000	<a href="#">SCC-KP30S820-PPUR</a>	5.50	<a href="#">SCC-30R820-PPUR</a>	4.07	
		High Temp Glass Filled Nylon	1200	<a href="#">SCC-KP30S820-GFNRHT</a>	5.50	<a href="#">SCC-30R820-GFNRHT</a>	4.07	
		Solid Polyurethane		<a href="#">SCC-KP30S820-SPUR</a>	7.75	<a href="#">SCC-30R820-SPUR</a>	6.32	
		Polyurethane on Aluminum	1400	<a href="#">SCC-KP30S820-PAR</a>	5.50	<a href="#">SCC-30R820-PAR</a>	4.07	
		Polyurethane/Steel (Green)		<a href="#">SCC-KP30S820-PUR-GB</a>	5.50	<a href="#">SCC-30R820-PUR-GB</a>	4.07	
		Polyurethane/Steel (Red)		<a href="#">SCC-KP30S820-PUR-RS</a>	5.50	<a href="#">SCC-30R820-PUR-RS</a>	4.07	
		Phenolic		<a href="#">SCC-KP30S820-PHR</a>	7.75	<a href="#">SCC-30R820-PHR</a>	6.32	
		High Temp Phenolic		<a href="#">SCC-KP30S820-PHRHT</a>	12.10	<a href="#">SCC-30R820-PHRHT</a>	10.67	
		Semi Steel		<a href="#">SCC-KP30S820-SSR</a>	12.10	<a href="#">SCC-30R820-SSR</a>	10.67	
		Semi Steel V-Groove		<a href="#">SCC-KP30S820-VGR</a>	12.10	<a href="#">SCC-30R820-VGR</a>	10.67	
		Nylon	<a href="#">SCC-KP30S820-NYR</a>	12.10	<a href="#">SCC-30R820-NYR</a>	10.67		
		Glass Filled Nylon	<a href="#">SCC-KP30S820-GFNR</a>	12.10	<a href="#">SCC-30R820-GFNR</a>	10.67		

# Why Choose Our **Kingpinless?**


**SUPERIOR STRENGTH AND LONGEVITY**

**SMOOTHER AND QUIETER OPERATION**

**RELIABLE UNDER EXTREME STRESS**

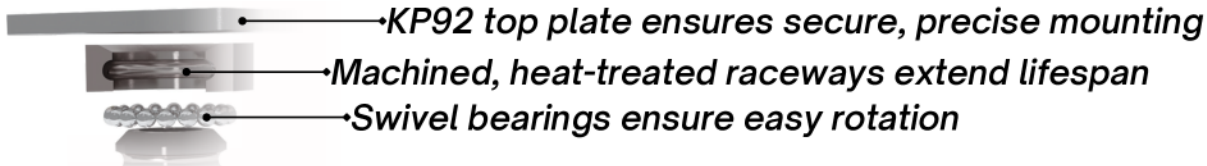






# SWIVEL CASTERS *with Roller Bearings*

Wheel Dia.	Tread Width	Wheel Type	Load Capacity (lbs.)	Side Lock Brake (SLB)	Bolt-on Swivel Lock (BSL)	Overall Height
4"	2"	Thermoplastic Rubber (Donut)	300	<a href="#">SCC-KP30S420-TPRRD-SLB</a>	<a href="#">SCC-KP30S420-TPRRD-BSL</a>	5-5/8"
		Thermoplastic Rubber (Flat)		<a href="#">SCC-KP30S420-TPRRF-SLB</a>	<a href="#">SCC-KP30S420-TPRRF-BSL</a>	
		Rubber on Aluminum		<a href="#">SCC-KP30S420-RAR-SLB</a>	<a href="#">SCC-KP30S420-RAR-BSL</a>	
		Rubber on Cast Iron	400	<a href="#">SCC-KP30S420-RSR-SLB</a>	<a href="#">SCC-KP30S420-RSR-BSL</a>	
		Polyolefin		<a href="#">SCC-KP30S420-POR-SLB</a>	<a href="#">SCC-KP30S420-POR-BSL</a>	
		Polyurethane on Polyolefin		<a href="#">SCC-KP30S420-PPUR-SLB</a>	<a href="#">SCC-KP30S420-PPUR-BSL</a>	
		Nylon	600	<a href="#">SCC-KP30S420-NYR-SLB</a>	<a href="#">SCC-KP30S420-NYR-BSL</a>	
		Polyurethane on Aluminum	800	<a href="#">SCC-KP30S420-PAR-SLB</a>	<a href="#">SCC-KP30S420-PAR-BSL</a>	
		Polyurethane/Steel (Green)		<a href="#">SCC-KP30S420-PUR-GB-SLB</a>	<a href="#">SCC-30S420-PUR-GB-BSL</a>	
		Polyurethane/Steel (Red)		<a href="#">SCC-KP30S420-PUR-RS-SLB</a>	<a href="#">SCC-KP30S420-PUR-RS-BSL</a>	
		Solid Polyurethane	700	<a href="#">SCC-KP30S420-SPUR-SLB</a>	<a href="#">SCC-KP30S420-SPUR-BSL</a>	
		High Temp Phenolic		<a href="#">SCC-KP30S420-PHRHT-SLB</a>	<a href="#">SCC-KP30S420-PHRHT-BSL</a>	
		Phenolic		<a href="#">SCC-KP30S420-PHR-SLB</a>	<a href="#">SCC-KP30S420-PHR-BSL</a>	
		Semi Steel V-Groove	800	<a href="#">SCC-KP30S420-VGR-SLB</a>	<a href="#">SCC-KP30S420-VGR-BSL</a>	
		Semi Steel		<a href="#">SCC-KP30S420-SSR-SLB</a>	<a href="#">SCC-KP30S420-SSR-BSL</a>	
Glass Filled Nylon	<a href="#">SCC-KP30S420-GFNR-SLB</a>	<a href="#">SCC-KP30S420-GFNR-BSL</a>				
5"	2"	Thermoplastic Rubber (Donut)	350	<a href="#">SCC-KP30S520-TPRRD-SLB</a>	<a href="#">SCC-KP30S520-TPRRF-BSL</a>	6-1/2"
		Thermoplastic Rubber (Flat)		<a href="#">SCC-KP30S520-TPRRF-SLB</a>	<a href="#">SCC-KP30S520-TPRRD-BSL</a>	
		Rubber on Cast Iron		<a href="#">SCC-KP30S520-RSR-SLB</a>	<a href="#">SCC-KP30S520-RSR-BSL</a>	
		Rubber on Aluminum	400	<a href="#">SCC-KP30S520-RAR-SLB</a>	<a href="#">SCC-KP30S520-RAR-BSL</a>	
		Polyolefin	500	<a href="#">SCC-KP30S520-POR-SLB</a>	<a href="#">SCC-KP30S520-POR-BSL</a>	
		Polyurethane on Polyolefin	650	<a href="#">SCC-KP30S520-PPUR-SLB</a>	<a href="#">SCC-KP30S520-PPUR-BSL</a>	
		Nylon	750	<a href="#">SCC-KP30S520-NYR-SLB</a>	<a href="#">SCC-KP30S520-NYR-BSL</a>	
		Polyurethane on Aluminum	900	<a href="#">SCC-KP30S520-PAR-SLB</a>	<a href="#">SCC-KP30S520-PAR-BSL</a>	
		High Temp Phenolic		<a href="#">SCC-KP30S520-PHRHT-SLB</a>	<a href="#">SCC-KP30S520-PHRHT-BSL</a>	
		Phenolic		<a href="#">SCC-KP30S520-PHR-SLB</a>	<a href="#">SCC-KP30S520-PHR-BSL</a>	
		Polyurethane/Steel (Green)	1000	<a href="#">SCC-KP30S520-PUR-GB-SLB</a>	<a href="#">SCC-KP30S520-PUR-GB-BSL</a>	
		Polyurethane/Steel (Red)		<a href="#">SCC-KP30S520-PUR-RS-SLB</a>	<a href="#">SCC-KP30S520-PUR-RS-BSL</a>	
		Solid Polyurethane		<a href="#">SCC-KP30S520-SPUR-SLB</a>	<a href="#">SCC-KP30S520-SPUR-BSL</a>	
		Semi Steel	1000	<a href="#">SCC-KP30S520-SSR-SLB</a>	<a href="#">SCC-KP30S520-SSR-BSL</a>	
		Semi Steel V-Groove		<a href="#">SCC-KP30S520-VGR-SLB</a>	<a href="#">SCC-KP30S520-VGR-BSL</a>	
Glass Filled Nylon	<a href="#">SCC-KP30S520-GFNR-SLB</a>	<a href="#">SCC-KP30S520-GFNR-BSL</a>				
6"	2"	Rubber on Cast Iron	450	<a href="#">SCC-KP30S620-RSR-SLB</a>	<a href="#">SCC-KP30S620-RSR-BSL</a>	7-1/2"
		Thermoplastic Rubber (Donut)	500	<a href="#">SCC-KP30S620-TPRRD-SLB</a>	<a href="#">SCC-KP30S620-TPRRD-BSL</a>	
		Thermoplastic Rubber (Flat)		<a href="#">SCC-KP30S620-TPRRF-SLB</a>	<a href="#">SCC-KP30S620-TPRRF-BSL</a>	
		Rubber on Aluminum		<a href="#">SCC-KP30S620-RAR-SLB</a>	<a href="#">SCC-KP30S620-RAR-BSL</a>	
		Polyolefin	550	<a href="#">SCC-KP30S620-POR-SLB</a>	<a href="#">SCC-KP30S620-POR-BSL</a>	
		Polyurethane on Polyolefin	700	<a href="#">SCC-KP30S620-PPUR-SLB</a>	<a href="#">SCC-KP30S620-PPUR-BSL</a>	
		Polyurethane on Aluminum	900	<a href="#">SCC-KP30S620-PAR-SLB</a>	<a href="#">SCC-KP30S620-PAR-BSL</a>	
		High Temp Phenolic	1200	<a href="#">SCC-KP30S620-PHRHT-SLB</a>	<a href="#">SCC-KP30S620-PHR-BSL</a>	
		Phenolic		<a href="#">SCC-KP30S620-PHR-SLB</a>	<a href="#">SCC-KP30S620-PHRHT-BSL</a>	
		Polyurethane/Steel (Green)		<a href="#">SCC-KP30S620-PUR-GB-SLB</a>	<a href="#">SCC-KP30S620-PUR-GB-BSL</a>	
		Polyurethane/Steel (Red)	1200	<a href="#">SCC-KP30S620-PUR-RS-SLB</a>	<a href="#">SCC-KP30S620-PUR-RS-BSL</a>	
		Solid Polyurethane		<a href="#">SCC-KP30S620-SPUR-SLB</a>	<a href="#">SCC-KP30S620-SPUR-BSL</a>	
		Semi Steel		<a href="#">SCC-KP30S620-SSR-SLB</a>	<a href="#">SCC-KP30S620-SSR-BSL</a>	
		Semi Steel V-Groove	1200	<a href="#">SCC-KP30S620-VGR-SLB</a>	<a href="#">SCC-KP30S620-VGR-BSL</a>	
		Glass Filled Nylon		<a href="#">SCC-KP30S620-GFNR-SLB</a>	<a href="#">SCC-KP30S620-GFNR-BSL</a>	
Nylon	<a href="#">SCC-KP30S620-NYR-SLB</a>	<a href="#">SCC-KP30S620-NYR-BSL</a>				







**SWIVEL CASTERS** with Roller Bearings

Wheel Dia	Tread Width	Wheel Type	Load Capacity (lbs.)	Side Lock Brake (SLB)	Bolt-on Swivel Lock (BSL)	Overall Height
8"	2"	Rubber on Cast Iron	500	<a href="#">SCC-KP30S820-RSR-SLB</a>	<a href="#">SCC-KP30S820-RSR-BSL</a>	9-1/2"
		Thermoplastic Rubber (Donut)	600	<a href="#">SCC-KP30S820-TPRRD-SLB</a>	<a href="#">SCC-KP30S820-TPRRD-BSL</a>	
		Thermoplastic Rubber (Flat)		<a href="#">SCC-KP30S820-TPRRF-SLB</a>	<a href="#">SCC-KP30S820-TPRRF-BSL</a>	
		Rubber on Aluminum		<a href="#">SCC-KP30S820-RAR-SLB</a>	<a href="#">SCC-KP30S820-RAR-BSL</a>	
		Polyurethane on Polyolefin	800	<a href="#">SCC-KP30S820-PPUR-SLB</a>	<a href="#">SCC-KP30S820-PPUR-BSL</a>	
		Polyolefin	900	<a href="#">SCC-KP30S820-POR-SLB</a>	<a href="#">SCC-KP30S820-POR-BSL</a>	
		Solid Polyurethane	1200	<a href="#">SCC-KP30S820-SPUR-SLB</a>	<a href="#">SCC-KP30S820-SPUR-BSL</a>	
		Glass Filled Nylon	1250	<a href="#">SCC-KP30S820-GFNR-SLB</a>	<a href="#">SCC-KP30S820-GFNR-BSL</a>	
		Phenolic		<a href="#">SCC-KP30S820-PHR-SLB</a>	<a href="#">SCC-KP30S820-PHR-BSL</a>	
		Polyurethane/Steel (Green)		<a href="#">SCC-KP30S820-PUR-GB-SLB</a>	<a href="#">SCC-KP30S820-PUR-GB-BSL</a>	
		Polyurethane/Steel (Red)		<a href="#">SCC-KP30S820-PUR-RS-SLB</a>	<a href="#">SCC-KP30S820-PUR-RS-BSL</a>	
		High Temp Phenolic		<a href="#">SCC-KP30S820-PHRHT-SLB</a>	<a href="#">SCC-KP30S820-PHRHT-BSL</a>	
		Semi Steel		<a href="#">SCC-KP30S820-SSR-SLB</a>	<a href="#">SCC-KP30S820-SSR-BSL</a>	
		Semi Steel V-Groove		<a href="#">SCC-KP30S820-VGR-SLB</a>	<a href="#">SCC-KP30S820-VGR-BSL</a>	
		Polyurethane on Aluminum		<a href="#">SCC-KP30S820-PAR-SLB</a>	<a href="#">SCC-KP30S820-PAR-BSL</a>	
		Nylon		<a href="#">SCC-KP30S820-NYR-SLB</a>	<a href="#">SCC-KP30S820-NYR-BSL</a>	

# WHAT ARE KINGPINLESS CASTERS?

Kingpinless casters lack a kingpin, removing a common weak point found in traditional casters. This design improves durability under heavy stress, making them ideal for heavy-duty applications.







**Ball Bearings:** provide smooth rolling and noise reduction, are maintenance-free, and handle high temperatures.

## SWIVEL & RIGID CASTERS

Wheel Dia.	Tread Width	Wheel Type	Load Capacity (lbs.)	Swivel Part Number	Swivel Weight (lbs.)	Rigid Part Number	Rigid Weight (lbs.)	Overall Height
4"	2"	Thermoplastic Rubber (Donut)	300	<a href="#">SCC-KP30S420-TPRBD</a>	3.96	<a href="#">SCC-30R420-TPRBD</a>	2.53	5-5/8"
		Thermoplastic Rubber (Flat)		<a href="#">SCC-KP30S420-TPRBF</a>	3.96	<a href="#">SCC-30R420-TPRBF</a>	2.53	
		Rubber on Aluminum	400	<a href="#">SCC-KP30S420-RAB</a>	5.06	<a href="#">SCC-30R420-RAB</a>	3.63	
		Rubber on Cast Iron		<a href="#">SCC-KP30S420-RSB</a>	6.16	<a href="#">SCC-30R420-RSB</a>	1.73	
		Polyolefin	500	<a href="#">SCC-KP30S420-POB</a>	5.06	<a href="#">SCC-30R420-POB</a>	3.63	
		Polyurethane on Polyolefin	600	<a href="#">SCC-KP30S420-PPUB</a>	3.96	<a href="#">SCC-30R420-PPUB</a>	2.53	
		High Temp Glass Filled Nylon		<a href="#">SCC-KP30S420-GFNBHT</a>	5.72	<a href="#">SCC-30R420-GFNBHT</a>	4.29	
		Polyurethane on Aluminum	700	<a href="#">SCC-KP30S420-PAB</a>	5.06	<a href="#">SCC-30R420-PAB</a>	3.63	
		Polyurethane/Steel (Green)		<a href="#">SCC-KP30S420-PUB-GE</a>	6.16	<a href="#">SCC-30R420-PUB-GE</a>	4.73	
		Polyurethane/Steel (Red)		<a href="#">SCC-KP30S420-PUB-RS</a>	6.16	<a href="#">SCC-30R420-PUB-RS</a>	4.73	
		Solid Polyurethane	800	<a href="#">SCC-KP30S420-SPUB</a>	3.96	<a href="#">SCC-30R420-SPUB</a>	2.53	
		Nylon		<a href="#">SCC-KP30S420-NYB</a>	5.06	<a href="#">SCC-30R420-NYB</a>	3.63	
		Phenolic		<a href="#">SCC-KP30S420-PHB</a>	5.25	<a href="#">SCC-30R420-PHB</a>	3.82	
		High Temp Phenolic		<a href="#">SCC-KP30S420-PHBHT</a>	5.25	<a href="#">SCC-30R420-PHBHT</a>	3.82	
		Semi Steel V-Groove		<a href="#">SCC-KP30S420-VGB</a>	6.71	<a href="#">SCC-30R420-VGB</a>	5.28	
		Semi Steel	1000	<a href="#">SCC-KP30S420-SSB</a>	5.06	<a href="#">SCC-30R420-SSB</a>	3.63	
Glass Filled Nylon	1200	<a href="#">SCC-KP30S420-GFNB</a>	5.06	<a href="#">SCC-30R420-GFNB</a>	3.63			
5"	2"	Thermoplastic Rubber (Donut)	350	<a href="#">SCC-KP30S520-TPRBD</a>	4.62	<a href="#">SCC-30R520-TPRBD</a>	3.19	6-1/2"
		Thermoplastic Rubber (Flat)		<a href="#">SCC-KP30S520-TPRBF</a>	4.62	<a href="#">SCC-30R520-TPRBF</a>	3.19	
		Rubber on Cast Iron	400	<a href="#">SCC-KP30S520-RSB</a>	6.16	<a href="#">SCC-30R520-RSB</a>	4.73	
		Rubber on Aluminum	500	<a href="#">SCC-KP30S520-RAB</a>	5.75	<a href="#">SCC-30R520-RAB</a>	4.32	
		Polyolefin	650	<a href="#">SCC-KP30S520-POB</a>	4.62	<a href="#">SCC-30R520-POB</a>	3.19	
		Polyurethane on Polyolefin	750	<a href="#">SCC-KP30S520-PPUB</a>	4.62	<a href="#">SCC-30R520-PPUB</a>	3.19	
		Nylon	900	<a href="#">SCC-KP30S520-NYB</a>	4.62	<a href="#">SCC-30R520-NYB</a>	3.19	
		Polyurethane on Aluminum		<a href="#">SCC-KP30S520-PAB</a>	5.28	<a href="#">SCC-30R520-PAB</a>	3.85	
		Polyurethane/Steel (Green)	1000	<a href="#">SCC-KP30S520-PUB-GE</a>	5.75	<a href="#">SCC-30R520-PUB-GE</a>	4.32	
		Polyurethane/Steel (Red)		<a href="#">SCC-KP30S520-PUB-RS</a>	5.75	<a href="#">SCC-30R520-PUB-RS</a>	4.32	
		Solid Polyurethane		<a href="#">SCC-KP30S520-SPUB</a>	6.60	<a href="#">SCC-30R520-SPUB</a>	5.17	
		High Temp Glass Filled Nylon	1000	<a href="#">SCC-KP30S520-GFNBHT</a>	6.60	<a href="#">SCC-30R520-GFNBHT</a>	5.17	
		Phenolic		<a href="#">SCC-KP30S520-PHB</a>	4.62	<a href="#">SCC-30R520-PHB</a>	3.19	
		High Temp Phenolic		<a href="#">SCC-KP30S520-PHBHT</a>	7.92	<a href="#">SCC-30R520-PHBHT</a>	6.49	
		Semi Steel		<a href="#">SCC-KP30S520-SSB</a>	4.62	<a href="#">SCC-30R520-SSB</a>	3.19	
		Semi Steel V-Groove	1100	<a href="#">SCC-KP30S520-VGB</a>	8.58	<a href="#">SCC-30R520-VGB</a>	7.15	
Glass Filled Nylon	1250	<a href="#">SCC-KP30S520-GFNB</a>	7.70	<a href="#">SCC-30R520-GFNB</a>	6.27			
6"	2"	Rubber on Cast Iron	450	<a href="#">SCC-KP30S620-RSB</a>	6.50	<a href="#">SCC-30R620-RSB</a>	5.07	7-1/2"
		Thermoplastic Rubber (Donut)	500	<a href="#">SCC-KP30S620-TPRBD</a>	5.06	<a href="#">SCC-30R620-TPRBD</a>	3.63	
		Thermoplastic Rubber (Flat)		<a href="#">SCC-KP30S620-TPRBF</a>	5.06	<a href="#">SCC-30R620-TPRBF</a>	3.63	
		Rubber on Aluminum	550	<a href="#">SCC-KP30S620-RAB</a>	5.06	<a href="#">SCC-30R620-RAB</a>	3.63	
		Polyolefin	700	<a href="#">SCC-KP30S620-POB</a>	5.06	<a href="#">SCC-30R620-POB</a>	3.63	
		Polyurethane on Polyolefin	900	<a href="#">SCC-KP30S620-PPUB</a>	6.00	<a href="#">SCC-30R620-PPUB</a>	4.07	
		High Temp Glass Filled Nylon	1100	<a href="#">SCC-KP30S620-GFNBHT</a>	7.50	<a href="#">SCC-30R620-GFNBHT</a>	6.07	
		Polyurethane on Aluminum	1200	<a href="#">SCC-KP30S620-PAB</a>	7.50	<a href="#">SCC-30R620-PAB</a>	6.50	
		Polyurethane/Steel (Green)		<a href="#">SCC-KP30S620-PUB-GE</a>	8.58	<a href="#">SCC-30R620-PUB-GE</a>	7.15	
		Polyurethane/Steel (Red)		<a href="#">SCC-KP30S620-PUB-RS</a>	8.58	<a href="#">SCC-30R620-PUB-RS</a>	7.15	
		Solid Polyurethane	1200	<a href="#">SCC-KP30S620-SPUB</a>	5.06	<a href="#">SCC-30R620-SPUB</a>	4.63	
		Phenolic		<a href="#">SCC-KP30S620-PHB</a>	10.12	<a href="#">SCC-30R620-PHB</a>	8.69	
		High Temp Phenolic		<a href="#">SCC-KP30S620-PHBHT</a>	5.06	<a href="#">SCC-30R620-PHBHT</a>	6.07	
		Semi Steel		<a href="#">SCC-KP30S620-SSB</a>	8.85	<a href="#">SCC-30R620-SSB</a>	7.15	
		Semi Steel V-Groove	1250	<a href="#">SCC-KP30S620-VGB</a>	8.85	<a href="#">SCC-30R620-VGB</a>	7.15	
		Nylon		<a href="#">SCC-KP30S620-NYB</a>	8.85	<a href="#">SCC-30R620-NYB</a>	7.15	
Glass Filled Nylon	<a href="#">SCC-KP30S620-GFNB</a>	7.70		<a href="#">SCC-30R620-GFNB</a>	3.63			

Don't Stop Now – More Casters and **Sizes** Ahead!



## SWIVEL & RIGID CASTERS *with Ball Bearing Wheels*

Wheel Dia	Tread Width	Wheel Type	Load Capacity (lbs.)	Swivel Part Number	Swivel Weight (lbs.)	Rigid Part Number	Rigid Weight (lbs.)	Overall Height
8"	2"	Rubber on Cast Iron	500	<a href="#">SCC-KP30S820-RSB</a>	9.68	<a href="#">SCC-30R820-RSB</a>	8.25	9-1/2"
		Thermoplastic Rubber (Donut)	600	<a href="#">SCC-KP30S820-TPRBD</a>	5.50	<a href="#">SCC-30R820-TPRBD</a>	4.07	
		Thermoplastic Rubber (Flat)		<a href="#">SCC-KP30S820-TPRBF</a>	5.50	<a href="#">SCC-30R820-TPRBF</a>	4.07	
		Rubber on Aluminum	900	<a href="#">SCC-KP30S820-RAB</a>	7.50	<a href="#">SCC-30R820-RAB</a>	9.04	
		Polyolefin		<a href="#">SCC-KP30S820-POB</a>	5.50	<a href="#">SCC-30R820-POB</a>	4.07	
		Polyurethane on Polyolefin	1000	<a href="#">SCC-KP30S820-PPUB</a>	5.50	<a href="#">SCC-30R820-PPUB</a>	4.07	
		High Temp Glass Filled Nylon	1200	<a href="#">SCC-KP30S820-GFNBHT</a>	5.50	<a href="#">SCC-30R820-GFNBHT</a>	4.07	
		Solid Polyurethane		<a href="#">SCC-KP30S820-SPUB</a>	7.75	<a href="#">SCC-30R820-SPUB</a>	6.32	
		Polyurethane on Aluminum	1400	<a href="#">SCC-KP30S820-PAB</a>	5.50	<a href="#">SCC-30R820-PAB</a>	4.07	
		Polyurethane/Steel (Green)		<a href="#">SCC-KP30S820-PUB-GB</a>	5.50	<a href="#">SCC-30R820-PUB-GB</a>	4.07	
		Polyurethane/Steel (Red)		<a href="#">SCC-KP30S820-PUB-RS</a>	5.50	<a href="#">SCC-30R820-PUB-RS</a>	4.07	
		Phenolic		<a href="#">SCC-KP30S820-PHB</a>	7.75	<a href="#">SCC-30R820-PHB</a>	6.32	
		High Temp Phenolic		<a href="#">SCC-KP30S820-PHBHT</a>	12.10	<a href="#">SCC-30R820-PHBHT</a>	10.67	
		Semi Steel		<a href="#">SCC-KP30S820-SSB</a>	12.10	<a href="#">SCC-30R820-SSB</a>	10.67	
		Semi Steel V-Groove		<a href="#">SCC-KP30S820-VGB</a>	12.10	<a href="#">SCC-30R820-VGB</a>	10.67	
		Nylon		<a href="#">SCC-KP30S820-NYB</a>	12.10	<a href="#">SCC-30R820-NYB</a>	10.67	
Glass Filled Nylon	<a href="#">SCC-KP30S820-GFNB</a>	12.10	<a href="#">SCC-30R820-GFNB</a>	10.67				

# UNIVERSAL SIDE BRAKE



**THE SIDE LOCK BRAKE ON CASTERS  
SECURELY LOCKS THE WHEEL, ENSURING  
STABILITY AND SAFETY.**

***Moving You Forward...***





# SWIVEL CASTERS with Ball Bearings

Wheel Dia.	Tread Width	Wheel Type	Load Capacity (lbs.)	Side Lock Brake (SLB)	Bolt-on Swivel Lock (BSL)	Overall Height
4"	2"	Thermoplastic Rubber (Donut)	300	<a href="#">SCC-KP30S420-TPRBD-SLB</a>	<a href="#">SCC-KP30S420-TPRBD-BSL</a>	5-5/8"
		Thermoplastic Rubber (Flat)		<a href="#">SCC-KP30S420-TPRBF-SLB</a>	<a href="#">SCC-KP30S420-TPRBF-BSL</a>	
		Rubber on Aluminum		<a href="#">SCC-KP30S420-RAB-SLB</a>	<a href="#">SCC-KP30S420-RAB-BSL</a>	
		Rubber on Cast Iron	400	<a href="#">SCC-KP30S420-RSB-SLB</a>	<a href="#">SCC-KP30S420-RSB-BSL</a>	
		Polyolefin		<a href="#">SCC-KP30S420-POB-SLB</a>	<a href="#">SCC-KP30S420-POB-BSL</a>	
		Polyurethane on Polyolefin		<a href="#">SCC-KP30S420-PPUB-SLB</a>	<a href="#">SCC-KP30S420-PPUB-BSL</a>	
		Nylon	700	<a href="#">SCC-KP30S420-NYB-SLB</a>	<a href="#">SCC-KP30S420-NYB-BSL</a>	
		Polyurethane on Aluminum		<a href="#">SCC-KP30S420-PAB-SLB</a>	<a href="#">SCC-KP30S420-PAB-BSL</a>	
		Polyurethane/Steel (Green)		<a href="#">SCC-KP30S420-PUB-GB-SLB</a>	<a href="#">SCC-KP30S420-PUB-GB-BSL</a>	
		Polyurethane/Steel (Red)	800	<a href="#">SCC-KP30S420-PUB-RS-SLB</a>	<a href="#">SCC-KP30S420-PUB-RS-BSL</a>	
		Solid Polyurethane		<a href="#">SCC-KP30S420-SPUB-SLB</a>	<a href="#">SCC-KP30S420-SPUB-BSL</a>	
		High Temp Phenolic		<a href="#">SCC-KP30S420-PHBHT-SLB</a>	<a href="#">SCC-KP30S420-PHBHT-BSL</a>	
		Phenolic	1000	<a href="#">SCC-KP30S420-PHB-SLB</a>	<a href="#">SCC-KP30S420-PHB-BSL</a>	
		Semi Steel V-Groove		<a href="#">SCC-KP30S420-VGB-SLB</a>	<a href="#">SCC-KP30S420-VGB-BSL</a>	
		Semi Steel		<a href="#">SCC-KP30S420-SSB-SLB</a>	<a href="#">SCC-KP30S420-SSB-BSL</a>	
Glass Filled Nylon	1200	<a href="#">SCC-KP30S420-GFNB-SLB</a>	<a href="#">SCC-KP30S420-GFNB-BSL</a>			
5"	2"	Thermoplastic Rubber (Donut)	350	<a href="#">SCC-KP30S520-TPRBD-SLB</a>	<a href="#">SCC-KP30S520-TPRBF-BSL</a>	6-1/2"
		Thermoplastic Rubber (Flat)		<a href="#">SCC-KP30S520-TPRBF-SLB</a>	<a href="#">SCC-KP30S520-TPRBD-BSL</a>	
		Rubber on Cast Iron		<a href="#">SCC-KP30S520-RSB-SLB</a>	<a href="#">SCC-KP30S520-RSB-BSL</a>	
		Rubber on Aluminum	400	<a href="#">SCC-KP30S520-RAB-SLB</a>	<a href="#">SCC-KP30S520-RAB-BSL</a>	
		Polyolefin		<a href="#">SCC-KP30S520-POB-SLB</a>	<a href="#">SCC-KP30S520-POB-BSL</a>	
		Polyurethane on Polyolefin		<a href="#">SCC-KP30S520-PPUB-SLB</a>	<a href="#">SCC-KP30S520-PPUB-BSL</a>	
		Nylon	900	<a href="#">SCC-KP30S520-NYB-SLB</a>	<a href="#">SCC-KP30S520-NYB-BSL</a>	
		Polyurethane on Aluminum		<a href="#">SCC-KP30S520-PAB-SLB</a>	<a href="#">SCC-KP30S520-PAB-BSL</a>	
		High Temp Phenolic		<a href="#">SCC-KP30S520-PHBHT-SLB</a>	<a href="#">SCC-KP30S520-PHBHT-BSL</a>	
		Phenolic	1000	<a href="#">SCC-KP30S520-PHB-SLB</a>	<a href="#">SCC-KP30S520-PHB-BSL</a>	
		Polyurethane/Steel (Green)		<a href="#">SCC-KP30S520-PUB-GB-SLB</a>	<a href="#">SCC-KP30S520-PUB-GB-BSL</a>	
		Polyurethane/Steel (Red)		<a href="#">SCC-KP30S520-PUB-RS-SLB</a>	<a href="#">SCC-KP30S520-PUB-RS-BSL</a>	
		Solid Polyurethane	1250	<a href="#">SCC-KP30S520-SPUB-SLB</a>	<a href="#">SCC-KP30S520-SPUB-BSL</a>	
		Semi Steel		<a href="#">SCC-KP30S520-SSB-SLB</a>	<a href="#">SCC-KP30S520-SSB-BSL</a>	
		Semi Steel V-Groove		<a href="#">SCC-KP30S520-VGB-SLB</a>	<a href="#">SCC-KP30S520-VGB-BSL</a>	
Glass Filled Nylon		<a href="#">SCC-KP30S520-GFNB-SLB</a>	<a href="#">SCC-KP30S520-GFNB-BSL</a>			
6"	2"	Rubber on Cast Iron	450	<a href="#">SCC-KP30S620-RSB-SLB</a>	<a href="#">SCC-KP30S620-RSB-BSL</a>	7-1/2"
		Thermoplastic Rubber (Donut)	500	<a href="#">SCC-KP30S620-TPRBD-SLB</a>	<a href="#">SCC-KP30S620-TPRBD-BSL</a>	
		Thermoplastic Rubber (Flat)		<a href="#">SCC-KP30S620-TPRBF-SLB</a>	<a href="#">SCC-KP30S620-TPRBF-BSL</a>	
		Rubber on Aluminum		<a href="#">SCC-KP30S620-RAB-SLB</a>	<a href="#">SCC-KP30S620-RAB-BSL</a>	
		Polyolefin	700	<a href="#">SCC-KP30S620-POB-SLB</a>	<a href="#">SCC-KP30S620-POB-BSL</a>	
		Polyurethane on Polyolefin		<a href="#">SCC-KP30S620-PPUB-SLB</a>	<a href="#">SCC-KP30S620-PPUB-BSL</a>	
		Polyurethane on Aluminum		<a href="#">SCC-KP30S620-PAB-SLB</a>	<a href="#">SCC-KP30S620-PAB-BSL</a>	
		High Temp Phenolic	1200	<a href="#">SCC-KP30S620-PHBHT-SLB</a>	<a href="#">SCC-KP30S620-PHBHT-BSL</a>	
		Phenolic		<a href="#">SCC-KP30S620-PHB-SLB</a>	<a href="#">SCC-KP30S620-PHB-BSL</a>	
		Polyurethane/Steel (Green)		<a href="#">SCC-KP30S620-PUB-GB-SLB</a>	<a href="#">SCC-KP30S620-PUB-GB-BSL</a>	
		Polyurethane/Steel (Red)	1250	<a href="#">SCC-KP30S620-PUB-RS-SLB</a>	<a href="#">SCC-KP30S620-PUB-RS-BSL</a>	
		Solid Polyurethane		<a href="#">SCC-KP30S620-SPUB-SLB</a>	<a href="#">SCC-KP30S620-SPUB-BSL</a>	
		Semi Steel		<a href="#">SCC-KP30S620-SSB-SLB</a>	<a href="#">SCC-KP30S620-SSB-BSL</a>	
		Semi Steel V-Groove		<a href="#">SCC-KP30S620-VGB-SLB</a>	<a href="#">SCC-KP30S620-VGB-BSL</a>	
		Glass Filled Nylon		<a href="#">SCC-KP30S620-GFNB-SLB</a>	<a href="#">SCC-KP30S620-GFNB-BSL</a>	
Nylon		<a href="#">SCC-KP30S620-NYB-SLB</a>	<a href="#">SCC-KP30S620-NYB-BSL</a>			







Side Lock Brake



Bolt-on Swivel Lock

**TOP PLATE CASTERS** *Ball Bearing Wheels*

Wheel Dia	Tread Width	Wheel Type	Load Capacity (lbs.)	Side Lock Brake (SLB)	Bolt-on Swivel Lock (BSL)	Overall Height
8"	2"	Rubber on Cast Iron	500	<a href="#">SCC-KP30S820-RSB-SLB</a>	<a href="#">SCC-KP30S820-RSB-BSL</a>	9-1/2"
		Thermoplastic Rubber (Donut)	600	<a href="#">SCC-KP30S820-TPRBD-SLB</a>	<a href="#">SCC-KP30S820-TPRBD-BSL</a>	
		Thermoplastic Rubber (Flat)		<a href="#">SCC-KP30S820-TPRBF-SLB</a>	<a href="#">SCC-KP30S820-TPRBF-BSL</a>	
		Rubber on Aluminum		<a href="#">SCC-KP30S820-RAB-SLB</a>	<a href="#">SCC-KP30S820-RAB-BSL</a>	
		Polyurethane on Polyolefin	800	<a href="#">SCC-KP30S820-PPUB-SLB</a>	<a href="#">SCC-KP30S820-PPUB-BSL</a>	
		Polyolefin	900	<a href="#">SCC-KP30S820-POB-SLB</a>	<a href="#">SCC-KP30S820-POB-BSL</a>	
		Solid Polyurethane	1200	<a href="#">SCC-KP30S820-SPUB-SLB</a>	<a href="#">SCC-KP30S820-SPUB-BSL</a>	
		Glass Filled Nylon	1250	<a href="#">SCC-KP30S820-GFNB-SLB</a>	<a href="#">SCC-KP30S820-GFNB-BSL</a>	
		Phenolic		<a href="#">SCC-KP30S820-PHB-SLB</a>	<a href="#">SCC-KP30S820-PHB-BSL</a>	
		Polyurethane/Steel (Green)		<a href="#">SCC-KP30S820-PUB-GB-SLB</a>	<a href="#">SCC-KP30S820-PUB-GB-BSL</a>	
		Polyurethane/Steel (Red)		<a href="#">SCC-KP30S820-PUB-RS-SLB</a>	<a href="#">SCC-KP30S820-PUB-RS-BSL</a>	
		High Temp Phenolic		<a href="#">SCC-KP30S820-PHBHT-SLB</a>	<a href="#">SCC-KP30S820-PHBHT-BSL</a>	
		Semi Steel		<a href="#">SCC-KP30S820-SSB-SLB</a>	<a href="#">SCC-KP30S820-SSB-BSL</a>	
		Semi Steel V-Groove		<a href="#">SCC-KP30S820-VGB-SLB</a>	<a href="#">SCC-KP30S820-VGB-BSL</a>	
		Polyurethane on Aluminum		<a href="#">SCC-KP30S820-PAB-SLB</a>	<a href="#">SCC-KP30S820-PAB-BSL</a>	
		Nylon		<a href="#">SCC-KP30S820-NYB-SLB</a>	<a href="#">SCC-KP30S820-NYB-BSL</a>	

If you didn't find exactly what you needed, don't worry—our [customer service](#) team is here to help with even more options!



**NEED MORE WEIGHT!?**  
**CHECK OUT OUR**  
**SUPER/EXTREME SERIES**

- KP35
- KP93
- KP91
- KP94
- KP92
- KP95

**ALSO AVAILABLE IN DUAL WHEELS**



## Medium/Heavy Duty Casters

Series #30 Stainless Steel Casters

Capacity up to 1250 lbs.

Featuring all stainless steel caster assemblies, including swivel fork, bearings, axle, and spanner bushing. Series #30 offers durable, washable solutions for wet locations, protecting against corrosion. Read our article on stainless steel and magnetism for more details.

### Features

- Quality casters with stainless steel forks and top plates.
- Swivel casters include stainless steel ball bearing raceways.
- Axles and roller bearings made from stainless steel.
- Features spanner bushings and thrust washers in stainless steel.
- Equipped with stainless steel grease fittings for maintenance.

### Applications

- Healthcare
- Foodservice
- Laboratories
- Marine
- Pharmaceuticals
- Cleanrooms



Request for CAD



SS #30 Series

## Service Caster Chart Guide

## Build You Caster

Discover more fastening sizes and wheel options if you can't find what you need. And remember, we're always here to **help!**

Series	Mounting	Rig Type	Mounting Size	Bolt Pattern	Wheel Size	Bearing Type	Brake	Wheel Material
30	Top Plate	Swivel (S)	4" x 4-1/2"	2-5/8" x 3-5/8" to 3" x 3"	3-1/4" x 2" (3420)	Ball Bearing (B)	Top Lock (TLB)	Soft Rubber (SR)
		Rigid (R)	4-1/2" x 6-1/4" (TP2)	2-7/16" x 4-15/16" to 3-3/8" x 5-1/4"	4" x 2" (420)	Plain Bore (S)	Posi Lock (PLB)	Thermo Plastic Rubber (TPR)
			5" x 5-1/2" (TP3)	4-1/8" x 4-1/2"	5" x 2" (520)	Delrin Bearing (D)	Total Lock (TTL)	Polyurethane (PPU)
			6" x 2" (620)	Roller Bearing (R)	Front Total Lock (FTL)	Phenolic (PH)		
			8" x 2" (820)	Precision Bearing (PB)	Side Lock (SLB)	Solid Polyurethane (SPU)		
				Bronze Bearing (BZ)	Face Contact (FCB)	Hard Rubber (HR)		
					Bolt-on Swivel Lock (BSL)	Glass Filled Nylon (GFN)		
					Weld-on Swivel Lock (WSL)	Rubber on Aluminum (RA)		
						Semi Steel (SS)		
						Nylon (NY)		
						High Temp Phenolic (PH*HT)		
						High Temp Nylon (GF*HT)		

**Solid Polyurethane wheels with stainless steel casters are durable, chemical-resistant, and ideal for heavy-duty and hygienic use.**

Wheel Treads

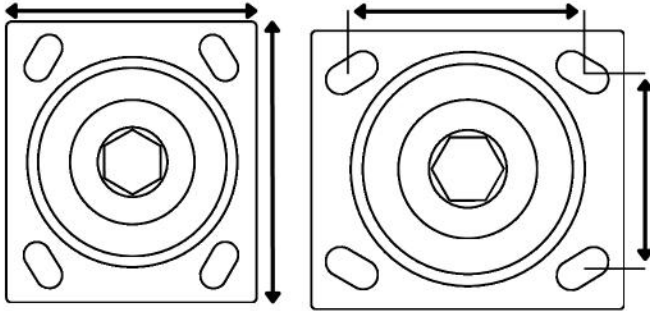
GLASS FILLED NYLON GFN	PHENOLIC PH	<b>BEST QUALITY</b>	HIGH TEMP PHENOLIC PH*HT	RUBBER ON ALUMINUM RA	SEMI STEEL SS	NYLON NY	POLYOLEFIN PO
POLYURETHANE ON CAST IRON PU	HT GLASS FILLED NYLON GFN*HT	V-GROOVE VG	RUBBER ON STEEL RS	POLYURETHANE ON POLYOLEFIN PPU	POLYURETHANE ON ALUMINUM PA	THERMO PLASTIC RUBBER (DONUT) TPRD	THERMO PLASTIC RUBBER (FLAT) TPRF

**Is Stainless Steel Non-Magnetic**  
Stainless steel casters can be magnetic. Ferritic stainless steel, used in our casters, is magnetic. Non-magnetic steel contains nickel.



## Top Plate Size Option(s)

Our Stainless Steel Series #30 Heavy-Duty Casters, with up to 1,250-pound capacity and high shock absorption wheels. Available in rigid or swivel options, with various plate sizes, wheel bearings, and wheel brakes.



Standard Plate Size	Bolt Pattern	Bolt Diameter
4" x 4-1/2"	2-5/8" x 3-5/8" to 3" x 3"	3/8"
4-1/2" x 6-1/4" (TP2)	2-7/16"x4-15/16" to 3-3/8"x5-1/4"	1/2"
5" x 5-1/2" (TP3)	4-1/8" x 4-1/2"	1/2"

### Choose Your Movement

- Rigid and Swivel Available



RIGID



SWIVEL

## Bearing Type(s)

### Roller Bearing

Anti-friction bearing, ideal for manual applications with prevalent shock loading.



### Ball Bearing

Ball bearing provides smooth movement and durability.



### Delrin Bearing

Delrin bearings, maintenance-free, ideal for wash-downs, max 180°F.



### Bronze Bearing

Bronze bearings are durable, corrosion-resistant, and withstand up to 525°F.



## Brake Option(s)

### Top Lock Brake (TLB)

The **Top lock brake** places a positive locking force against the wheel hub locking the wheel only.



SCC-SS30S820-SPUR-TLB

### Total Lock Brake (TTL)

The **total lock** on casters secures both the wheel and swivel, ensuring complete stability for reliable and safe use.



SCC-SSTTL30S620-TPRRF

### Side Lock Brake (SLB)

The **side lock brake** on casters securely locks the wheel, ensuring stability and safety.



SCC-SS30S620-NYR-SLB

### Bolt-on Swivel Lock (BSL)

The **bolt-on swivel lock** secures swivel casters, preventing unwanted movement. Easy to install, it ensures stability.



SCC-SS30S620-NYR-BSL







# STAINLESS STEEL

## TOP PLATE CASTERS *Roller Bearing Wheels*

Wheel Dia	Tread Width	Wheel Type	Load Capacity (lbs.)	Overall Height	Swivel Part Number	Swivel Weight (lbs.)	Rigid Part Number	Rigid Weight (lbs.)
4"	2"	Thermoplastic Rubber (Donut)	300	5-5/8"	<a href="#">SCC-SS30S420-TPRRD</a>	3.96	<a href="#">SCC-SS30R420-TPRRD</a>	2.53
		Thermoplastic Rubber (Flat)			<a href="#">SCC-SS30S420-TPRRF</a>	3.96	<a href="#">SCC-SS30R420-TPRRF</a>	2.53
		Rubber on Aluminum	400		<a href="#">SCC-SS30S420-RAR</a>	5.06	<a href="#">SCC-SS30R420-RAR</a>	3.63
		Rubber on Cast Iron			<a href="#">SCC-SS30S420-RSR</a>	6.16	<a href="#">SCC-SS30R420-RSR</a>	1.73
		Polyolefin	500		<a href="#">SCC-SS30S420-POR</a>	5.06	<a href="#">SCC-SS30R420-POR</a>	3.63
		Polyurethane on Polyolefin	600		<a href="#">SCC-SS30S420-PPUR</a>	3.96	<a href="#">SCC-SS30R420-PPUR</a>	2.53
		Polyurethane on Aluminum	700		<a href="#">SCC-SS30S420-PAR</a>	5.06	<a href="#">SCC-SS30R420-PAR</a>	3.63
		Polyurethane/Steel (Green)			<a href="#">SCC-SS30S420-PUR-GB</a>	6.16	<a href="#">SCC-SS30R420-PUR-GB</a>	4.73
		Polyurethane/Steel (Red)			<a href="#">SCC-SS30S420-PUR-RS</a>	6.16	<a href="#">SCC-SS30R420-PUR-RS</a>	4.73
		Solid Polyurethane			<a href="#">SCC-SS30S420-SPUR</a>	3.96	<a href="#">SCC-SS30R420-SPUR</a>	2.53
		Nylon	800		<a href="#">SCC-SS30S420-NYR</a>	5.06	<a href="#">SCC-SS30R420-NYR</a>	3.63
		Phenolic			<a href="#">SCC-SS30S420-PHR</a>	5.25	<a href="#">SCC-SS30R420-PHR</a>	3.82
		Semi Steel V-Groove			<a href="#">SCC-SS30S420-VGR</a>	6.71	<a href="#">SCC-SS30R420-VGR</a>	5.28
		Glass Filled Nylon	900		<a href="#">SCC-SS30S420-GFNR</a>	5.06	<a href="#">SCC-SS30R420-GFNR</a>	3.63
		Semi Steel	1000		<a href="#">SCC-SS30S420-SSR</a>	5.72	<a href="#">SCC-SS30R420-SSR</a>	4.29
5"	2"	Thermoplastic Rubber (Donut)	350	6-1/2"	<a href="#">SCC-SS30S520-TPRRD</a>	4.62	<a href="#">SCC-SS30R520-TPRRD</a>	3.19
		Thermoplastic Rubber (Flat)			<a href="#">SCC-SS30S520-TPRRF</a>	4.62	<a href="#">SCC-SS30R520-TPRRF</a>	3.19
		Rubber on Cast Iron	400		<a href="#">SCC-SS30S520-RSR</a>	6.16	<a href="#">SCC-SS30R520-RSR</a>	4.73
		Rubber on Aluminum	500		<a href="#">SCC-SS30S520-RAR</a>	5.75	<a href="#">SCC-SS30R520-RAR</a>	4.32
		Polyolefin	650		<a href="#">SCC-SS30S520-POR</a>	4.62	<a href="#">SCC-SS30R520-POR</a>	3.19
		Polyurethane on Polyolefin	750		<a href="#">SCC-SS30S520-PPUR</a>	4.62	<a href="#">SCC-SS30R520-PPUR</a>	3.19
		Nylon	900		<a href="#">SCC-SS30S520-NYR</a>	4.62	<a href="#">SCC-SS30R520-NYR</a>	3.19
		Polyurethane on Aluminum			<a href="#">SCC-SS30S520-PAR</a>	5.28	<a href="#">SCC-SS30R520-PAR</a>	3.85
		Phenolic	1000		<a href="#">SCC-SS30S520-PHR</a>	5.75	<a href="#">SCC-SS30R520-PHR</a>	4.32
		High Temp Phenolic			<a href="#">SCC-SS30S520-PHRHT</a>	5.75	<a href="#">SCC-SS30R520-PHRHT</a>	4.32
		Polyurethane/Steel (Green)			<a href="#">SCC-SS30S520-PUR-GB</a>	6.60	<a href="#">SCC-SS30R520-PUR-GB</a>	5.17
		Polyurethane/Steel (Red)			<a href="#">SCC-SS30S520-PUR-RS</a>	6.60	<a href="#">SCC-SS30R520-PUR-RS</a>	5.17
		Solid Polyurethane	1100		<a href="#">SCC-SS30S520-SPUR</a>	4.62	<a href="#">SCC-SS30R520-SPUR</a>	3.19
		Semi Steel			<a href="#">SCC-SS30S520-SSR</a>	7.92	<a href="#">SCC-SS30R520-SSR</a>	6.49
		Semi Steel V-Groove			<a href="#">SCC-SS30S520-VGR</a>	8.58	<a href="#">SCC-SS30R520-VGR</a>	7.15
Glass Filled Nylon	1250	<a href="#">SCC-SS30S520-GFNR</a>	4.62	<a href="#">SCC-SS30R520-GFNR</a>	3.19			
6"	2"	Rubber on Cast Iron	450	7-1/2"	<a href="#">SCC-SS30S620-RSR</a>	7.70	<a href="#">SCC-SS30R620-RSR</a>	6.27
		Thermoplastic Rubber (Donut)	500		<a href="#">SCC-SS30S620-TPRRD</a>	5.06	<a href="#">SCC-SS30R620-TPRRD</a>	3.63
		Thermoplastic Rubber (Flat)			<a href="#">SCC-SS30S620-TPRRF</a>	5.06	<a href="#">SCC-SS30R620-TPRRF</a>	3.63
		Rubber on Aluminum	550		<a href="#">SCC-SS30S620-RAR</a>	6.50	<a href="#">SCC-SS30R620-RAR</a>	5.07
		Polyolefin	700		<a href="#">SCC-SS30S620-POR</a>	5.06	<a href="#">SCC-SS30R620-POR</a>	3.63
		Polyurethane on Polyolefin	900		<a href="#">SCC-SS30S620-PPUR</a>	5.06	<a href="#">SCC-SS30R620-PPUR</a>	3.63
		Polyurethane on Aluminum	1200		<a href="#">SCC-SS30S620-PAR</a>	6.00	<a href="#">SCC-SS30R620-PAR</a>	4.07
		Phenolic			<a href="#">SCC-SS30S620-PHR</a>	7.50	<a href="#">SCC-SS30R620-PHR</a>	6.07
		High Temp Phenolic			<a href="#">SCC-SS30S620-PHRHT</a>	7.50	<a href="#">SCC-SS30R620-PHRHT</a>	6.50
		Polyurethane/Steel (Green)			<a href="#">SCC-SS30S620-PUR-GB</a>	8.58	<a href="#">SCC-SS30R620-PUR-GB</a>	7.15
		Polyurethane/Steel (Red)	1250		<a href="#">SCC-SS30S620-PUR-RS</a>	8.58	<a href="#">SCC-SS30R620-PUR-RS</a>	7.15
		Solid Polyurethane			<a href="#">SCC-SS30S620-SPUR</a>	5.06	<a href="#">SCC-SS30R620-SPUR</a>	3.63
		Semi Steel			<a href="#">SCC-SS30S620-SSR</a>	8.85	<a href="#">SCC-SS30R620-SSR</a>	7.15
		Semi Steel V-Groove	1250		<a href="#">SCC-SS30S620-VGR</a>	10.12	<a href="#">SCC-SS30R620-VGR</a>	8.69
		Glass Filled Nylon			<a href="#">SCC-SS30S620-GFNR</a>	5.06	<a href="#">SCC-SS30R620-GFNR</a>	3.63
Nylon		<a href="#">SCC-SS30S620-NYR</a>	5.06	<a href="#">SCC-SS30R620-NYR</a>	3.63			

Wheel with an 8" Diameter on the following page.



**Stainless Steel** casters are perfect for food processing, breweries, hospitals, cleanrooms, and marinas. Common uses include pharmaceutical tables, medical equipment, hotel food carts, and laundry carts. We offer Grade 304 and **Grade 316 stainless steel** casters, with Grade 316 being more corrosion-resistant due to added molybdenum and nickel, making it ideal for environments exposed to chlorides, de-icing salts, saltwater, and harsh cleaning agents.



## TOP PLATE CASTERS *with Roller Bearing Wheels*

Wheel Dia	Tread Width	Wheel Type	Load Capacity (lbs.)	Overall Height	Swivel Part Number	Swivel Weight (lbs.)	Rigid Part Number	Rigid Weight (lbs.)
8"	2"	Rubber on Cast Iron	500	9-1/2"	<a href="#">SCC-SS30S820-RSR</a>	9.68	<a href="#">SCC-SS30R820-RSR</a>	8.25
		Thermoplastic Rubber (Donut)	600		<a href="#">SCC-SS30S820-TPRRD</a>	5.50	<a href="#">SCC-SS30R820-TPRRD</a>	4.07
		Thermoplastic Rubber (Flat)			<a href="#">SCC-SS30S820-TPRRF</a>	5.50	<a href="#">SCC-SS30R820-TPRRF</a>	4.07
		Rubber on Aluminum	800		<a href="#">SCC-SS30S820-RAR</a>	7.50	<a href="#">SCC-SS30R820-RAR</a>	9.04
		Polyurethane on Polyolefin			<a href="#">SCC-SS30S820-PPUR</a>	5.50	<a href="#">SCC-SS30R820-PPUR</a>	4.07
		Polyolefin	900		<a href="#">SCC-SS30S820-POR</a>	5.50	<a href="#">SCC-SS30R820-POR</a>	4.07
		Solid Polyurethane	1200		<a href="#">SCC-SS30S820-SPUR</a>	5.50	<a href="#">SCC-SS30R820-SPUR</a>	4.07
		Glass Filled Nylon	1250		<a href="#">SCC-SS30S820-GFNR</a>	5.50	<a href="#">SCC-SS30R820-GFNR</a>	4.07
		Nylon			<a href="#">SCC-SS30S820-NYR</a>	5.50	<a href="#">SCC-SS30R820-NYR</a>	4.07
		Polyurethane on Aluminum			<a href="#">SCC-SS30S820-PAR</a>	5.50	<a href="#">SCC-SS30R820-PAR</a>	4.07
		Phenolic			<a href="#">SCC-SS30S820-PHR</a>	7.75	<a href="#">SCC-SS30R820-PHR</a>	6.32
		High Temp Phenolic			<a href="#">SCC-SS30S820-PHRHT</a>	7.75	<a href="#">SCC-SS30R820-PHRHT</a>	6.32
		Polyurethane/Steel (Green)			<a href="#">SCC-SS30S820-PUR-GB</a>	12.10	<a href="#">SCC-SS30R820-PUR-GB</a>	10.67
		Polyurethane/Steel (Red)			<a href="#">SCC-SS30S820-PUR-RS</a>	12.10	<a href="#">SCC-SS30R820-PUR-RS</a>	10.67
		Semi Steel			<a href="#">SCC-SS30S820-SSR</a>	12.10	<a href="#">SCC-SS30R820-SSR</a>	10.67
		Semi Steel V-Groove			<a href="#">SCC-SS30S820-VGR</a>	12.10	<a href="#">SCC-SS30R820-VGR</a>	10.67



**Stainless Roller Bearings:** Stainless steel bearings combine strength, reliability, and longevity, making them a smart choice for demanding applications.

Scan QR code to play video



### Get in the Know: Watch the Video!

Discover the details by watching our video!



## Grade 316 Stainless Steel

Contains additional molybdenum and nickel content, making it more corrosion resistant than standard 304 stainless steel

▶ 🔊 0:00 / 0:51
⚙️ 📏



# STAINLESS STEEL

## TOP PLATE CASTERS with Roller Bearings & Brakes



Wheel Dia.	Tread Width	Wheel Type	Load Capacity (lbs.)	Overall Height	Top Lock Brake (TLB)	Total Lock Brake (TTL)	Bolt-on Swivel Lock (BSL)
4"	2"	Thermoplastic Rubber (Donut)	300	5-5/8"	<a href="#">SCC-SS30S420-TPRRD-TLB</a>	<a href="#">SCC-SSTTL30S420-TPRRD</a>	<a href="#">SCC-SS30S420-TPRRD-BSL</a>
		Thermoplastic Rubber (Flat)			<a href="#">SCC-SS30S420-TPRRF-TLB</a>	<a href="#">SCC-SSTTL30S420-TPRRF</a>	<a href="#">SCC-SS30S420-TPRRF-BSL</a>
		Rubber on Aluminum	400		<a href="#">SCC-SS30S420-RAR-TLB</a>	<a href="#">SCC-SSTTL30S420-RAR</a>	<a href="#">SCC-SS30S420-RAR-BSL</a>
		Rubber on Cast Iron			<a href="#">SCC-SS30S420-RSR-TLB</a>	<a href="#">SCC-SSTTL30S420-RSR</a>	<a href="#">SCC-SS30S420-RSR-BSL</a>
		Polyolefin	500		<a href="#">SCC-SS30S420-POR-TLB</a>	<a href="#">SCC-SSTTL30S420-POR</a>	<a href="#">SCC-SS30S420-POR-BSL</a>
		Polyurethane on Polyolefin	600		<a href="#">SCC-SS30S420-PPUR-TLB</a>	<a href="#">SCC-SSTTL30S420-PPUR</a>	<a href="#">SCC-SS30S420-PPUR-BSL</a>
		Nylon	800		<a href="#">SCC-SS30S420-NYR-TLB</a>	<a href="#">SCC-SSTTL30S420-NYR</a>	<a href="#">SCC-SS30S420-NYR-BSL</a>
		Polyurethane on Aluminum	700		<a href="#">SCC-SS30S420-PAR-TLB</a>	<a href="#">SCC-SSTTL30S420-PAR</a>	<a href="#">SCC-SS30S420-PAR-BSL</a>
		Polyurethane/Steel (Green)			<a href="#">SCC-SS30S420-PUR-GB-TLB</a>	<a href="#">SCC-SSTTL30S420-PUR-GB</a>	<a href="#">SCC-SS30S420-PUR-GB-BSL</a>
		Polyurethane/Steel (Red)			<a href="#">SCC-SS30S420-PUR-RS-TLB</a>	<a href="#">SCC-SSTTL30S420-PUR-RS</a>	<a href="#">SCC-SS30S420-PUR-RS-BSL</a>
		Solid Polyurethane			<a href="#">SCC-SS30S420-SPUR-TLB</a>	<a href="#">SCC-SSTTL30S420-SPUR</a>	<a href="#">SCC-SS30S420-SPUR-BSL</a>
		High Temp Phenolic	800		<a href="#">SCC-SS30S420-PHRHT-TLB</a>	<a href="#">SCC-SSTTL30S420-PHRHT</a>	<a href="#">SCC-SS30S420-PHRHT-BSL</a>
		Phenolic			<a href="#">SCC-SS30S420-PHR-TLB</a>	<a href="#">SCC-SSTTL30S420-PHR</a>	<a href="#">SCC-SS30S420-PHR-BSL</a>
		Semi Steel V-Groove			<a href="#">SCC-SS30S420-VGR-TLB</a>	<a href="#">SCC-SSTTL30S420-VGR</a>	<a href="#">SCC-SS30S420-VGR-BSL</a>
		Semi Steel	1000		<a href="#">SCC-SS30S420-SSR-TLB</a>	<a href="#">SCC-SSTTL30S420-SSR</a>	<a href="#">SCC-SS30S420-SSR-BSL</a>
		Glass Filled Nylon	1200		<a href="#">SCC-SS30S420-GFNR-TLB</a>	<a href="#">SCC-SSTTL30S420-GFNR</a>	<a href="#">SCC-SS30S420-GFNR-BSL</a>
5"	2"	Thermoplastic Rubber (Donut)	350	6-1/2"	<a href="#">SCC-SS30S520-TPRRD-TLB</a>	<a href="#">SCC-SSTTL30S520-TPRRD</a>	<a href="#">SCC-SS30S520-TPRRD-BSL</a>
		Thermoplastic Rubber (Flat)			<a href="#">SCC-SS30S520-TPRRF-TLB</a>	<a href="#">SCC-SSTTL30S520-TPRRF</a>	<a href="#">SCC-SS30S520-TPRRF-BSL</a>
		Rubber on Cast Iron	400		<a href="#">SCC-SS30S520-RSR-TLB</a>	<a href="#">SCC-SSTTL30S520-RSR</a>	<a href="#">SCC-SS30S520-RSR-BSL</a>
		Rubber on Aluminum	500		<a href="#">SCC-SS30S520-RAR-TLB</a>	<a href="#">SCC-SSTTL30S520-RAR</a>	<a href="#">SCC-SS30S520-RAR-BSL</a>
		Polyolefin	650		<a href="#">SCC-SS30S520-POR-TLB</a>	<a href="#">SCC-SSTTL30S520-POR</a>	<a href="#">SCC-SS30S520-POR-BSL</a>
		Polyurethane on Polyolefin	750		<a href="#">SCC-SS30S520-PPUR-TLB</a>	<a href="#">SCC-SSTTL30S520-PPUR</a>	<a href="#">SCC-SS30S520-PPUR-BSL</a>
		Nylon	900		<a href="#">SCC-SS30S520-NYR-TLB</a>	<a href="#">SCC-SSTTL30S520-NYR</a>	<a href="#">SCC-SS30S520-NYR-BSL</a>
		Polyurethane on Aluminum	1000		<a href="#">SCC-SS30S520-PAR-TLB</a>	<a href="#">SCC-SSTTL30S520-PAR</a>	<a href="#">SCC-SS30S520-PAR-BSL</a>
		High Temp Phenolic			<a href="#">SCC-SS30S520-PHRHT-TLB</a>	<a href="#">SCC-SSTTL30S520-PHRHT</a>	<a href="#">SCC-SS30S520-PHRHT-BSL</a>
		Phenolic			<a href="#">SCC-SS30S520-PHR-TLB</a>	<a href="#">SCC-SSTTL30S520-PHR</a>	<a href="#">SCC-SS30S520-PHR-BSL</a>
		Polyurethane/Steel (Green)			<a href="#">SCC-SS30S520-PUR-GB-TLB</a>	<a href="#">SCC-SSTTL30S520-PUR-GB</a>	<a href="#">SCC-SS30S520-PUR-GB-BSL</a>
		Polyurethane/Steel (Red)	<a href="#">SCC-SS30S520-PUR-RS-TLB</a>		<a href="#">SCC-SSTTL30S520-PUR-RS</a>	<a href="#">SCC-SS30S520-PUR-RS-BSL</a>	
		Solid Polyurethane	<a href="#">SCC-SS30S520-SPUR-TLB</a>		<a href="#">SCC-SSTTL30S520-SPUR</a>	<a href="#">SCC-SS30S520-SPUR-BSL</a>	
		Semi Steel	<a href="#">SCC-SS30S520-SSR-TLB</a>		<a href="#">SCC-SSTTL30S520-SSR</a>	<a href="#">SCC-SS30S520-SSR-BSL</a>	
		Semi Steel V-Groove	<a href="#">SCC-SS30S520-VGR-TLB</a>		<a href="#">SCC-SSTTL30S520-VGR</a>	<a href="#">SCC-SS30S520-VGR-BSL</a>	
		Glass Filled Nylon	1250		<a href="#">SCC-SS30S520-GFNR-TLB</a>	<a href="#">SCC-SSTTL30S520-GFNR</a>	<a href="#">SCC-SS30S520-GFNR-BSL</a>
6"	2"	Rubber on Cast Iron	450	7-1/2"	<a href="#">SCC-SS30S620-RSR-TLB</a>	<a href="#">SCC-SSTTL30S620-RSR</a>	<a href="#">SCC-SS30S620-RSR-BSL</a>
		Thermoplastic Rubber (Donut)	500		<a href="#">SCC-SS30S620-TPRRD-TLB</a>	<a href="#">SCC-SSTTL30S620-TPRRD</a>	<a href="#">SCC-SS30S620-TPRRD-BSL</a>
		Thermoplastic Rubber (Flat)			<a href="#">SCC-SS30S620-TPRRF-TLB</a>	<a href="#">SCC-SSTTL30S620-TPRRF</a>	<a href="#">SCC-SS30S620-TPRRF-BSL</a>
		Rubber on Aluminum	550		<a href="#">SCC-SS30S620-RAR-TLB</a>	<a href="#">SCC-SSTTL30S620-RAR</a>	<a href="#">SCC-SS30S620-RAR-BSL</a>
		Polyolefin	700		<a href="#">SCC-SS30S620-POR-TLB</a>	<a href="#">SCC-SSTTL30S620-POR</a>	<a href="#">SCC-SS30S620-POR-BSL</a>
		Polyurethane on Polyolefin	900		<a href="#">SCC-SS30S620-PPUR-TLB</a>	<a href="#">SCC-SSTTL30S620-PPUR</a>	<a href="#">SCC-SS30S620-PPUR-BSL</a>
		Polyurethane on Aluminum	1200		<a href="#">SCC-SS30S620-PAR-TLB</a>	<a href="#">SCC-SSTTL30S620-PAR</a>	<a href="#">SCC-SS30S620-PAR-BSL</a>
		High Temp Phenolic			<a href="#">SCC-SS30S620-PHRHT-TLB</a>	<a href="#">SCC-SSTTL30S620-PHRHT</a>	<a href="#">SCC-SS30S620-PHRHT-BSL</a>
		Phenolic			<a href="#">SCC-SS30S620-PHR-TLB</a>	<a href="#">SCC-SSTTL30S620-PHR</a>	<a href="#">SCC-SS30S620-PHR-BSL</a>
		Polyurethane/Steel (Green)			<a href="#">SCC-SS30S620-PUR-GB-TLB</a>	<a href="#">SCC-SSTTL30S620-PUR-GB</a>	<a href="#">SCC-SS30S620-PUR-GB-BSL</a>
		Polyurethane/Steel (Red)	<a href="#">SCC-SS30S620-PUR-RS-TLB</a>		<a href="#">SCC-SSTTL30S620-PUR-RS</a>	<a href="#">SCC-SS30S620-PUR-RS-BSL</a>	
		Solid Polyurethane	<a href="#">SCC-SS30S620-SPUR-TLB</a>		<a href="#">SCC-SSTTL30S620-SPUR</a>	<a href="#">SCC-SS30S620-SPUR-BSL</a>	
		Semi Steel	<a href="#">SCC-SS30S620-SSR-TLB</a>		<a href="#">SCC-SSTTL30S620-SSR</a>	<a href="#">SCC-SS30S620-SSR-BSL</a>	
		Semi Steel V-Groove	<a href="#">SCC-SS30S620-VGR-TLB</a>		<a href="#">SCC-SSTTL30S620-VGR</a>	<a href="#">SCC-SS30S620-VGR-BSL</a>	
		Glass Filled Nylon	1250		<a href="#">SCC-SS30S620-GFNR-TLB</a>	<a href="#">SCC-SSTTL30S620-GFNR</a>	<a href="#">SCC-SS30S620-GFNR-BSL</a>
		Nylon			<a href="#">SCC-SS30S620-NYR-TLB</a>	<a href="#">SCC-SSTTL30S620-NYR</a>	<a href="#">SCC-SS30S620-NYR-BSL</a>

Wheel with an 8" Diameter on the following page.

**"THE UNSEEN HEROES"**  
 Casters and Wheels Revolutionizing Everyday Mobility

**SERVICE CASTER CORPORATION** [READ MORE](#)



## TOP PLATE CASTERS *with Roller Bearings & Brakes*


Wheel Dia	Tread Width	Wheel Type	Load Capacity (lbs.)	Overall Height	Side Lock Brake (SLB) Top Lock Brake (TLB)	Total Lock Brake (TTL)	Bolt-on Swivel Lock (BSL)
8"	2"	Rubber on Cast Iron	500	9-1/2"	<a href="#">SCC-SS30S820-RSR-TLB</a>	<a href="#">SCC-SSTTL30S820-RSR</a>	<a href="#">SCC-SS30S820-RSR-BSL</a>
		Thermoplastic Rubber (Donut)	600		<a href="#">SCC-SS30S820-TPRRD-TLB</a>	<a href="#">SCC-SSTTL30S820-TPRRD</a>	<a href="#">SCC-SS30S820-TPRRD-BSL</a>
		Thermoplastic Rubber (Flat)			<a href="#">SCC-SS30S820-TPRRF-TLB</a>	<a href="#">SCC-SSTTL30S820-TPRRF</a>	<a href="#">SCC-SS30S820-TPRRF-BSL</a>
		Rubber on Aluminum	800		<a href="#">SCC-SS30S820-RAR-TLB</a>	<a href="#">SCC-SSTTL30S820-RAR</a>	<a href="#">SCC-SS30S820-RAR-BSL</a>
		Polyurethane on Polyolefin			<a href="#">SCC-SS30S820-PPUR-TLB</a>	<a href="#">SCC-SSTTL30S820-PPUR</a>	<a href="#">SCC-SS30S820-PPUR-BSL</a>
		Polyolefin	900		<a href="#">SCC-SS30S820-POR-TLB</a>	<a href="#">SCC-SSTTL30S820-POR</a>	<a href="#">SCC-SS30S820-POR-BSL</a>
		Solid Polyurethane	1200		<a href="#">SCC-SS30S820-SPUR-TLB</a>	<a href="#">SCC-SSTTL30S820-SPUR</a>	<a href="#">SCC-SS30S820-SPUR-BSL</a>
		Glass Filled Nylon	1250		<a href="#">SCC-SS30S820-GFNR-TLB</a>	<a href="#">SCC-SSTTL30S820-GFNR</a>	<a href="#">SCC-SS30S820-GFNR-BSL</a>
		Phenolic			<a href="#">SCC-SS30S820-PHR-TLB</a>	<a href="#">SCC-SSTTL30S820-PHR</a>	<a href="#">SCC-SS30S820-PHR-BSL</a>
		Polyurethane/Steel (Green)			<a href="#">SCC-SS30S820-PUR-GB-TLB</a>	<a href="#">SCC-SSTTL30S820-PUR-GB</a>	<a href="#">SCC-SS30S820-PUR-GB-BSL</a>
		Polyurethane/Steel (Red)			<a href="#">SCC-SS30S820-PUR-RS-TLB</a>	<a href="#">SCC-SSTTL30S820-PUR-RS</a>	<a href="#">SCC-SS30S820-PUR-RS-BSL</a>
		High Temp Phenolic			<a href="#">SCC-SS30S820-PHRHT-TLB</a>	<a href="#">SCC-SSTTL30S820-PHRHT</a>	<a href="#">SCC-SS30S820-PHRHT-BSL</a>
		Semi Steel			<a href="#">SCC-SS30S820-SSR-TLB</a>	<a href="#">SCC-SSTTL30S820-SSR</a>	<a href="#">SCC-SS30S820-SSR-BSL</a>
		Semi Steel V-Groove			<a href="#">SCC-SS30S820-VGR-TLB</a>	<a href="#">SCC-SSTTL30S820-VGR</a>	<a href="#">SCC-SS30S820-VGR-BSL</a>
		Polyurethane on Aluminum			<a href="#">SCC-SS30S820-PAR-TLB</a>	<a href="#">SCC-SSTTL30S820-PAR</a>	<a href="#">SCC-SS30S820-PAR-BSL</a>
		Nylon			<a href="#">SCC-SS30S820-NYR-TLB</a>	<a href="#">SCC-SSTTL30S820-NYR</a>	<a href="#">SCC-SS30S820-NYR-BSL</a>

### Effortless Rolling Experience

Discover our high-quality wheels available in various sizes and materials, with optional **bearings** and **bushings**. Perfect for a range of applications and casters, our wheels offer smooth, whisper-quiet, long-lasting, and chemical-resistant performance. Browse our selection below to find the perfect wheel for your needs.

## AVAILABLE BEARINGS

Bearings are essential in casters for several reasons. They minimize friction between parts, facilitating easier and more efficient movement. This enhances durability, absorbs shock and vibration, and ensures smoother, longer-lasting operation. Investing in bearings is a smart decision that can significantly benefit your business's bottom line.



Need custom casters? Contact our [customer service](#) team for tailored solutions to fit your exact needs. We're here to help!





# STAINLESS STEEL

## TOP PLATE CASTERS *Ball Bearing Wheels*

Wheel Dia	Tread Width	Wheel Type	Load Capacity (lbs.)	Overall Height	Swivel Part Number	Swivel Weight (lbs.)	Rigid Part Number	Rigid Weight (lbs.)
4"	2"	Thermoplastic Rubber (Donut)	300	5-5/8"	<a href="#">SCC-SS30S420-TPRBD</a>	3.96	<a href="#">SCC-SS30R420-TPRBD</a>	2.53
		Thermoplastic Rubber (Flat)			<a href="#">SCC-SS30S420-TPRBF</a>	3.96	<a href="#">SCC-SS30R420-TPRBF</a>	2.53
		Rubber on Aluminum	400		<a href="#">SCC-SS30S420-RAB</a>	5.06	<a href="#">SCC-SS30R420-RAB</a>	3.63
		Rubber on Cast Iron			<a href="#">SCC-SS30S420-RSB</a>	6.16	<a href="#">SCC-SS30R420-RSB</a>	1.73
		Polyolefin	500		<a href="#">SCC-SS30S420-POB</a>	5.06	<a href="#">SCC-SS30R420-POB</a>	3.63
		Polyurethane on Polyolefin	600		<a href="#">SCC-SS30S420-PPUB</a>	3.96	<a href="#">SCC-SS30R420-PPUB</a>	2.53
		Polyurethane on Aluminum			<a href="#">SCC-SS30S420-PAB</a>	5.06	<a href="#">SCC-SS30R420-PAB</a>	3.63
		Polyurethane/Steel (Green)	700		<a href="#">SCC-SS30S420-PUB-GB</a>	6.16	<a href="#">SCC-SS30R420-PUB-GB</a>	4.73
		Polyurethane/Steel (Red)			<a href="#">SCC-SS30S420-PUB-RS</a>	6.16	<a href="#">SCC-SS30R420-PUB-RS</a>	4.73
		Solid Polyurethane	800		<a href="#">SCC-SS30S420-SPUB</a>	3.96	<a href="#">SCC-SS30R420-SPUB</a>	2.53
		Nylon			<a href="#">SCC-SS30S420-NYB</a>	5.06	<a href="#">SCC-SS30R420-NYB</a>	3.63
		Phenolic			<a href="#">SCC-SS30S420-PHB</a>	5.25	<a href="#">SCC-SS30R420-PHB</a>	3.82
		Semi Steel V-Groove			<a href="#">SCC-SS30S420-VGB</a>	6.71	<a href="#">SCC-SS30R420-VGB</a>	5.28
		Glass Filled Nylon	900		<a href="#">SCC-SS30S420-GFNB</a>	5.06	<a href="#">SCC-SS30R420-GFNB</a>	3.63
		Semi Steel	1000		<a href="#">SCC-SS30S420-SSB</a>	5.72	<a href="#">SCC-SS30R420-SSB</a>	4.29
		5"	2"		Thermoplastic Rubber (Donut)	350	6-1/2"	<a href="#">SCC-SS30S520-TPRBD</a>
Thermoplastic Rubber (Flat)	<a href="#">SCC-SS30S520-TPRBF</a>			4.62	<a href="#">SCC-SS30R520-TPRBF</a>			3.19
Rubber on Cast Iron	400			<a href="#">SCC-SS30S520-RSB</a>	6.16	<a href="#">SCC-SS30R520-RSB</a>		4.73
Rubber on Aluminum	500			<a href="#">SCC-SS30S520-RAB</a>	5.75	<a href="#">SCC-SS30R520-RAB</a>		4.32
Polyolefin	650			<a href="#">SCC-SS30S520-POB</a>	4.62	<a href="#">SCC-SS30R520-POB</a>		3.19
Polyurethane on Polyolefin	750			<a href="#">SCC-SS30S520-PPUB</a>	4.62	<a href="#">SCC-SS30R520-PPUB</a>		3.19
Nylon				<a href="#">SCC-SS30S520-NYB</a>	4.62	<a href="#">SCC-SS30R520-NYB</a>		3.19
Polyurethane on Aluminum	900			<a href="#">SCC-SS30S520-PAB</a>	5.28	<a href="#">SCC-SS30R520-PAB</a>		3.85
Phenolic				<a href="#">SCC-SS30S520-PHB</a>	5.75	<a href="#">SCC-SS30R520-PHB</a>		4.32
High Temp Phenolic	1000			<a href="#">SCC-SS30S520-PHBHT</a>	5.75	<a href="#">SCC-SS30R520-PHBHT</a>		4.32
Polyurethane/Steel (Green)				<a href="#">SCC-SS30S520-PUB-GB</a>	6.60	<a href="#">SCC-SS30R520-PUB-GB</a>		5.17
Polyurethane/Steel (Red)				<a href="#">SCC-SS30S520-PUB-RS</a>	6.60	<a href="#">SCC-SS30R520-PUB-RS</a>		5.17
Solid Polyurethane				<a href="#">SCC-SS30S520-SPUB</a>	4.62	<a href="#">SCC-SS30R520-SPUB</a>		3.19
Semi Steel	1100			<a href="#">SCC-SS30S520-SSB</a>	7.92	<a href="#">SCC-SS30R520-SSB</a>		6.49
Semi Steel V-Groove				<a href="#">SCC-SS30S520-VGB</a>	8.58	<a href="#">SCC-SS30R520-VGB</a>		7.15
Glass Filled Nylon	1250			<a href="#">SCC-SS30S520-GFNB</a>	4.62	<a href="#">SCC-SS30R520-GFNB</a>		3.19
6"	2"	Rubber on Cast Iron	450	7-1/2"	<a href="#">SCC-SS30S620-RSB</a>	7.70	<a href="#">SCC-SS30R620-RSB</a>	6.27
		Thermoplastic Rubber (Donut)	500		<a href="#">SCC-SS30S620-TPRBD</a>	5.06	<a href="#">SCC-SS30R620-TPRBD</a>	3.63
		Thermoplastic Rubber (Flat)			<a href="#">SCC-SS30S620-TPRBF</a>	5.06	<a href="#">SCC-SS30R620-TPRBF</a>	3.63
		Rubber on Aluminum	550		<a href="#">SCC-SS30S620-RAB</a>	6.50	<a href="#">SCC-SS30R620-RAB</a>	5.07
		Polyolefin	700		<a href="#">SCC-SS30S620-POB</a>	5.06	<a href="#">SCC-SS30R620-POB</a>	3.63
		Polyurethane on Polyolefin	900		<a href="#">SCC-SS30S620-PPUB</a>	5.06	<a href="#">SCC-SS30R620-PPUB</a>	3.63
		Polyurethane on Aluminum			<a href="#">SCC-SS30S620-PAB</a>	6.00	<a href="#">SCC-SS30R620-PAB</a>	4.07
		Phenolic	1200		<a href="#">SCC-SS30S620-PHB</a>	7.50	<a href="#">SCC-SS30R620-PHB</a>	6.07
		High Temp Phenolic			<a href="#">SCC-SS30S620-PHBHT</a>	7.50	<a href="#">SCC-SS30R620-PHBHT</a>	6.50
		Polyurethane/Steel (Green)			<a href="#">SCC-SS30S620-PUB-GB</a>	8.58	<a href="#">SCC-SS30R620-PUB-GB</a>	7.15
		Polyurethane/Steel (Red)			<a href="#">SCC-SS30S620-PUB-RS</a>	8.58	<a href="#">SCC-SS30R620-PUB-RS</a>	7.15
		Solid Polyurethane	1250		<a href="#">SCC-SS30S620-SPUB</a>	5.06	<a href="#">SCC-SS30R620-SPUB</a>	3.63
		Semi Steel			<a href="#">SCC-SS30S620-SSB</a>	8.85	<a href="#">SCC-SS30R620-SSB</a>	7.15
		Semi Steel V-Groove			<a href="#">SCC-SS30S620-VGB</a>	10.12	<a href="#">SCC-SS30R620-VGB</a>	8.69
		Glass Filled Nylon			<a href="#">SCC-SS30S620-GFNB</a>	5.06	<a href="#">SCC-SS30R620-GFNB</a>	3.63
		Nylon			<a href="#">SCC-SS30S620-NYB</a>	5.06	<a href="#">SCC-SS30R620-NYB</a>	3.63

### Explore More Options!

Continue reading to discover a wide range of wheel sizes and caster options. Find the perfect match for your specific needs and applications.



Over 30 Years of Quality



### The Casters & Service You Need

- EASY ORDERING
- EXPERT SERVICE
- FAST SHIPPING
- CUSTOM ORDERS

LIKE, SHARE & SUBSCRIBE









# STAINLESS STEEL

## TOP PLATE CASTERS *Ball Bearing Wheels*

Wheel Dia	Tread Width	Wheel Type	Load Capacity (lbs.)	Overall Height	Swivel Part Number	Swivel Weight (lbs.)	Rigid Part Number	Rigid Weight (lbs.)
8"	2"	Rubber on Cast Iron	500	9-1/2"	<a href="#">SCC-SS30S820-RSB</a>	9.68	<a href="#">SCC-SS30R820-RSB</a>	8.25
		Thermoplastic Rubber (Donut)	600		<a href="#">SCC-SS30S820-TPRBD</a>	5.50	<a href="#">SCC-SS30R820-TPRBD</a>	4.07
		Thermoplastic Rubber (Flat)			<a href="#">SCC-SS30S820-TPRBF</a>	5.50	<a href="#">SCC-SS30R820-TPRBF</a>	4.07
		Rubber on Aluminum	800		<a href="#">SCC-SS30S820-RAB</a>	7.50	<a href="#">SCC-SS30R820-RAB</a>	9.04
		Polyurethane on Polyolefin			<a href="#">SCC-SS30S820-PPUB</a>	5.50	<a href="#">SCC-SS30R820-PPUB</a>	4.07
		Polyolefin	900		<a href="#">SCC-SS30S820-POB</a>	5.50	<a href="#">SCC-SS30R820-POB</a>	4.07
		Solid Polyurethane	1200		<a href="#">SCC-SS30S820-SPUB</a>	5.50	<a href="#">SCC-SS30R820-SPUB</a>	4.07
		Glass Filled Nylon	1250		<a href="#">SCC-SS30S820-GFNB</a>	5.50	<a href="#">SCC-SS30R820-GFNB</a>	4.07
		Nylon			<a href="#">SCC-SS30S820-NYB</a>	5.50	<a href="#">SCC-SS30R820-NYB</a>	4.07
		Polyurethane on Aluminum			<a href="#">SCC-SS30S820-PAB</a>	5.50	<a href="#">SCC-SS30R820-PAB</a>	4.07
		Phenolic			<a href="#">SCC-SS30S820-PHB</a>	7.75	<a href="#">SCC-SS30R820-PHB</a>	6.32
		High Temp Phenolic			<a href="#">SCC-SS30S820-PHBHT</a>	7.75	<a href="#">SCC-SS30R820-PHBHT</a>	6.32
		Polyurethane/Steel (Green)			<a href="#">SCC-SS30S820-PUB-GB</a>	12.10	<a href="#">SCC-SS30R820-PUB-GB</a>	10.67
		Polyurethane/Steel (Red)			<a href="#">SCC-SS30S820-PUB-RS</a>	12.10	<a href="#">SCC-SS30R820-PUB-RS</a>	10.67
		Semi Steel			<a href="#">SCC-SS30S820-SSB</a>	12.10	<a href="#">SCC-SS30R820-SSB</a>	10.67
		Semi Steel V-Groove	<a href="#">SCC-SS30S820-VGB</a>		12.10	<a href="#">SCC-SS30R820-VGB</a>	10.67	



**Stainless Ball Bearings:** Stainless steel ball bearings are durable and corrosion-resistant, ensuring smooth performance in various applications. Ideal for both heavy-duty and precision tasks, they enhance equipment efficiency and lifespan with minimal maintenance.

Excellent



Based on 11,920 reviews



**Great Quality Casters**

WHEELS WORK GREAT. LOVE THE NEEDLE BEARINGS USED THEM AS A REPLACEMENT ON A DOCK RAMP.

**FAST SHIPPING**

EXACTLY WHAT WE NEEDED

**"PERFECT FIT"**

My order came as promised. I installed the wheels. Perfect fit.

**GREAT SELECTION, EASY WEBSITE.**

The detailed information about each caster and the terrific selection are my favorite things about this company.

**GREAT SERVICE**

I use Servicecaster several times a year they always seem to have the inventory and swift delivery.

**ORDERING WAS EASY**

Ordering was easy. Ship dates were communicated promptly, and product was shipped and delivered on time.

### OUR CUSTOMERS ARE SAYING:

#### Discover Our Reliable Brake Option Casters!

Explore our brake option casters, including top-lock for secure positioning, total-lock for wheel and swivel lock, and side-lock for easy access. Each option offers enhanced stability, safety, and convenience.



**REVIEW US ON**



SHARE YOUR THOUGHTS! WE VALUE YOUR FEEDBACK. >>>



# STAINLESS STEEL

## TOP PLATE CASTERS *Ball Bearing Wheels & Brakes*



Wheel Dia.	Tread Width	Wheel Type	Load Capacity (lbs.)	Overall Height	Side Lock Brake (SLB) Top Lock Brake (TLB)	Total Lock Brake (TTL)	Bolt-on Swivel Lock (BSL)
4"	2"	Thermoplastic Rubber (Donut)	300	5-5/8"	<a href="#">SCC-SS30S420-TPRBD-TLB</a>	<a href="#">SCC-SSTTL30S420-TPRBD</a>	<a href="#">SCC-SS30S420-TPRBD-BSL</a>
		Thermoplastic Rubber (Flat)			<a href="#">SCC-SS30S420-TPRBF-TLB</a>	<a href="#">SCC-SSTTL30S420-TPRBF</a>	<a href="#">SCC-SS30S420-TPRBF-BSL</a>
		Rubber on Aluminum	400		<a href="#">SCC-SS30S420-RAB-TLB</a>	<a href="#">SCC-SSTTL30S420-RAB</a>	<a href="#">SCC-SS30S420-RAB-BSL</a>
		Rubber on Cast Iron			<a href="#">SCC-SS30S420-RSB-TLB</a>	<a href="#">SCC-SSTTL30S420-RSB</a>	<a href="#">SCC-SS30S420-RSB-BSL</a>
		Polyolefin	500		<a href="#">SCC-SS30S420-POB-TLB</a>	<a href="#">SCC-SSTTL30S420-POB</a>	<a href="#">SCC-SS30S420-POB-BSL</a>
		Polyurethane on Polyolefin	600		<a href="#">SCC-SS30S420-PPUB-TLB</a>	<a href="#">SCC-SSTTL30S420-PPUB</a>	<a href="#">SCC-SS30S420-PPUB-BSL</a>
		Nylon	800		<a href="#">SCC-SS30S420-NYB-TLB</a>	<a href="#">SCC-SSTTL30S420-NYB</a>	<a href="#">SCC-SS30S420-NYB-BSL</a>
		Polyurethane on Aluminum	700		<a href="#">SCC-SS30S420-PAB-TLB</a>	<a href="#">SCC-SSTTL30S420-PAB</a>	<a href="#">SCC-SS30S420-PAB-BSL</a>
		Polyurethane/Steel (Green)			<a href="#">SCC-SS30S420-PUB-GB-TLB</a>	<a href="#">SCC-SSTTL30S420-PUB-GB</a>	<a href="#">SCC-SS30S420-PUB-GB-BSL</a>
		Polyurethane/Steel (Red)			<a href="#">SCC-SS30S420-PUB-RS-TLB</a>	<a href="#">SCC-SSTTL30S420-PUB-RS</a>	<a href="#">SCC-SS30S420-PUB-RS-BSL</a>
		Solid Polyurethane			<a href="#">SCC-SS30S420-SPUB-TLB</a>	<a href="#">SCC-SSTTL30S420-SPUB</a>	<a href="#">SCC-SS30S420-SPUB-BSL</a>
		High Temp Phenolic	800		<a href="#">SCC-SS30S420-PHBHT-TLB</a>	<a href="#">SCC-SSTTL30S420-PHBHT</a>	<a href="#">SCC-SS30S420-PHBHT-BSL</a>
		Phenolic			<a href="#">SCC-SS30S420-PHB-TLB</a>	<a href="#">SCC-SSTTL30S420-PHB</a>	<a href="#">SCC-SS30S420-PHB-BSL</a>
		Semi Steel V-Groove			<a href="#">SCC-SS30S420-VGB-TLB</a>	<a href="#">SCC-SSTTL30S420-VGB</a>	<a href="#">SCC-SS30S420-VGB-BSL</a>
		Semi Steel			<a href="#">SCC-SS30S420-SSB-TLB</a>	<a href="#">SCC-SSTTL30S420-SSB</a>	<a href="#">SCC-SS30S420-SSB-BSL</a>
		Glass Filled Nylon	1200		<a href="#">SCC-SS30S420-GFNB-TLB</a>	<a href="#">SCC-SSTTL30S420-GFNB</a>	<a href="#">SCC-SS30S420-GFNB-BSL</a>
5"	2"	Thermoplastic Rubber (Donut)	350	6-1/2"	<a href="#">SCC-SS30S520-TPRBD-TLB</a>	<a href="#">SCC-SSTTL30S520-TPRBF</a>	<a href="#">SCC-SS30S520-TPRBF-BSL</a>
		Thermoplastic Rubber (Flat)			<a href="#">SCC-SS30S520-TPRBF-TLB</a>	<a href="#">SCC-SSTTL30S520-TPRBD</a>	<a href="#">SCC-SS30S520-TPRBD-BSL</a>
		Rubber on Cast Iron	400		<a href="#">SCC-SS30S520-RSB-TLB</a>	<a href="#">SCC-SSTTL30S520-RSB</a>	<a href="#">SCC-SS30S520-RSB-BSL</a>
		Rubber on Aluminum	500		<a href="#">SCC-SS30S520-RAB-TLB</a>	<a href="#">SCC-SSTTL30S520-RAB</a>	<a href="#">SCC-SS30S520-RAB-BSL</a>
		Polyolefin	650		<a href="#">SCC-SS30S520-POB-TLB</a>	<a href="#">SCC-SSTTL30S520-POB</a>	<a href="#">SCC-SS30S520-POB-BSL</a>
		Polyurethane on Polyolefin	750		<a href="#">SCC-SS30S520-PPUB-TLB</a>	<a href="#">SCC-SSTTL30S520-PPUB</a>	<a href="#">SCC-SS30S520-PPUB-BSL</a>
		Nylon	900		<a href="#">SCC-SS30S520-NYB-TLB</a>	<a href="#">SCC-SSTTL30S520-NYB</a>	<a href="#">SCC-SS30S520-NYB-BSL</a>
		Polyurethane on Aluminum			<a href="#">SCC-SS30S520-PAB-TLB</a>	<a href="#">SCC-SSTTL30S520-PAB</a>	<a href="#">SCC-SS30S520-PAB-BSL</a>
		High Temp Phenolic	1000		<a href="#">SCC-SS30S520-PHBHT-TLB</a>	<a href="#">SCC-SSTTL30S520-PHBHT</a>	<a href="#">SCC-SS30S520-PHBHT-BSL</a>
		Phenolic			<a href="#">SCC-SS30S520-PHB-TLB</a>	<a href="#">SCC-SSTTL30S520-PHB</a>	<a href="#">SCC-SS30S520-PHB-BSL</a>
		Polyurethane/Steel (Green)			<a href="#">SCC-SS30S520-PUB-GB-TLB</a>	<a href="#">SCC-SSTTL30S520-PUB-GB</a>	<a href="#">SCC-SS30S520-PUB-GB-BSL</a>
		Polyurethane/Steel (Red)			<a href="#">SCC-SS30S520-PUB-RS-TLB</a>	<a href="#">SCC-SSTTL30S520-PUB-RS</a>	<a href="#">SCC-SS30S520-PUB-RS-BSL</a>
		Solid Polyurethane	<a href="#">SCC-SS30S520-SPUB-TLB</a>		<a href="#">SCC-SSTTL30S520-SPUB</a>	<a href="#">SCC-SS30S520-SPUB-BSL</a>	
		Semi Steel	<a href="#">SCC-SS30S520-SSB-TLB</a>		<a href="#">SCC-SSTTL30S520-SSB</a>	<a href="#">SCC-SS30S520-SSB-BSL</a>	
		Semi Steel V-Groove	<a href="#">SCC-SS30S520-VGB-TLB</a>		<a href="#">SCC-SSTTL30S520-VGB</a>	<a href="#">SCC-SS30S520-VGB-BSL</a>	
		Glass Filled Nylon	1250		<a href="#">SCC-SS30S520-GFNB-TLB</a>	<a href="#">SCC-SSTTL30S520-GFNB</a>	<a href="#">SCC-SS30S520-GFNB-BSL</a>
6"	2"	Rubber on Cast Iron	450	7-1/2"	<a href="#">SCC-SS30S620-RSB-TLB</a>	<a href="#">SCC-SSTTL30S620-RSB</a>	<a href="#">SCC-SS30S620-RSB-BSL</a>
		Thermoplastic Rubber (Donut)	500		<a href="#">SCC-SS30S620-TPRBD-TLB</a>	<a href="#">SCC-SSTTL30S620-TPRBD</a>	<a href="#">SCC-SS30S620-TPRBD-BSL</a>
		Thermoplastic Rubber (Flat)			<a href="#">SCC-SS30S620-TPRBF-TLB</a>	<a href="#">SCC-SSTTL30S620-TPRBF</a>	<a href="#">SCC-SS30S620-TPRBF-BSL</a>
		Rubber on Aluminum	550		<a href="#">SCC-SS30S620-RAB-TLB</a>	<a href="#">SCC-SSTTL30S620-RAB</a>	<a href="#">SCC-SS30S620-RAB-BSL</a>
		Polyolefin	700		<a href="#">SCC-SS30S620-POB-TLB</a>	<a href="#">SCC-SSTTL30S620-POB</a>	<a href="#">SCC-SS30S620-POB-BSL</a>
		Polyurethane on Polyolefin	900		<a href="#">SCC-SS30S620-PPUB-TLB</a>	<a href="#">SCC-SSTTL30S620-PPUB</a>	<a href="#">SCC-SS30S620-PPUB-BSL</a>
		Polyurethane on Aluminum	1200		<a href="#">SCC-SS30S620-PAB-TLB</a>	<a href="#">SCC-SSTTL30S620-PAB</a>	<a href="#">SCC-SS30S620-PAB-BSL</a>
		High Temp Phenolic			<a href="#">SCC-SS30S620-PHBHT-TLB</a>	<a href="#">SCC-SSTTL30S620-PHBHT</a>	<a href="#">SCC-SS30S620-PHBHT-BSL</a>
		Phenolic			<a href="#">SCC-SS30S620-PHB-TLB</a>	<a href="#">SCC-SSTTL30S620-PHB</a>	<a href="#">SCC-SS30S620-PHB-BSL</a>
		Polyurethane/Steel (Green)			<a href="#">SCC-SS30S620-PUB-GB-TLB</a>	<a href="#">SCC-SSTTL30S620-PUB-GB</a>	<a href="#">SCC-SS30S620-PUB-GB-BSL</a>
		Polyurethane/Steel (Red)	<a href="#">SCC-SS30S620-PUB-RS-TLB</a>		<a href="#">SCC-SSTTL30S620-PUB-RS</a>	<a href="#">SCC-SS30S620-PUB-RS-BSL</a>	
		Solid Polyurethane	<a href="#">SCC-SS30S620-SPUB-TLB</a>		<a href="#">SCC-SSTTL30S620-SPUB</a>	<a href="#">SCC-SS30S620-SPUB-BSL</a>	
		Semi Steel	<a href="#">SCC-SS30S620-SSB-TLB</a>		<a href="#">SCC-SSTTL30S620-SSB</a>	<a href="#">SCC-SS30S620-SSB-BSL</a>	
		Semi Steel V-Groove	<a href="#">SCC-SS30S620-VGB-TLB</a>		<a href="#">SCC-SSTTL30S620-VGB</a>	<a href="#">SCC-SS30S620-VGB-BSL</a>	
		Glass Filled Nylon	1250		<a href="#">SCC-SS30S620-GFNB-TLB</a>	<a href="#">SCC-SSTTL30S620-GFNB</a>	<a href="#">SCC-SS30S620-GFNB-BSL</a>
		Nylon			<a href="#">SCC-SS30S620-NYB-TLB</a>	<a href="#">SCC-SSTTL30S620-NYB</a>	<a href="#">SCC-SS30S620-NYB-BSL</a>

### Connect with Us on Social Media!

Join our social media pages to get exclusive behind-the-scenes insights and discover the secrets of Service Caster. Stay updated with our latest innovations, special offers, and expert tips. Connect with us and be a part of our community!

LIKE, SHARE & SUBSCRIBE







## TOP PLATE CASTERS *Ball Bearing Wheels & Brakes*

Wheel Dia	Tread Width	Wheel Type	Load Capacity (lbs.)	Overall Height	Side Lock Brake (SLB) Top Lock Brake (TLB)	Total Lock Brake (TTL)	Bolt-on Swivel Lock (BSL)
8"	2"	Rubber on Cast Iron	500	9-1/2"	<a href="#">SCC-SS30S820-RSB-TLB</a>	<a href="#">SCC-SSTTL30S820-RSB</a>	<a href="#">SCC-SS30S820-RSB-BSL</a>
		Thermoplastic Rubber (Donut)	600		<a href="#">SCC-SS30S820-TPRBD-TLB</a>	<a href="#">SCC-SSTTL30S820-TPRBD</a>	<a href="#">SCC-SS30S820-TPRBD-BSL</a>
		Thermoplastic Rubber (Flat)			<a href="#">SCC-SS30S820-TPRBF-TLB</a>	<a href="#">SCC-SSTTL30S820-TPRBF</a>	<a href="#">SCC-SS30S820-TPRBF-BSL</a>
		Rubber on Aluminum	800		<a href="#">SCC-SS30S820-RAB-TLB</a>	<a href="#">SCC-SSTTL30S820-RAB</a>	<a href="#">SCC-SS30S820-RAB-BSL</a>
		Polyurethane on Polyolefin			<a href="#">SCC-SS30S820-PPUB-TLB</a>	<a href="#">SCC-SSTTL30S820-PPUB</a>	<a href="#">SCC-SS30S820-PPUB-BSL</a>
		Polyolefin	900		<a href="#">SCC-SS30S820-POB-TLB</a>	<a href="#">SCC-SSTTL30S820-POB</a>	<a href="#">SCC-SS30S820-POB-BSL</a>
		Solid Polyurethane	1200		<a href="#">SCC-SS30S820-SPUB-TLB</a>	<a href="#">SCC-SSTTL30S820-SPUB</a>	<a href="#">SCC-SS30S820-SPUB-BSL</a>
		Glass Filled Nylon	1250		<a href="#">SCC-SS30S820-GFNB-TLB</a>	<a href="#">SCC-SSTTL30S820-GFNB</a>	<a href="#">SCC-SS30S820-GFNB-BSL</a>
		Phenolic			<a href="#">SCC-SS30S820-PHB-TLB</a>	<a href="#">SCC-SSTTL30S820-PHB</a>	<a href="#">SCC-SS30S820-PHB-BSL</a>
		Polyurethane/Steel (Green)			<a href="#">SCC-SS30S820-PUB-GB-TLB</a>	<a href="#">SCC-SSTTL30S820-PUB-GB</a>	<a href="#">SCC-SS30S820-PUB-GB-BSL</a>
		Polyurethane/Steel (Red)			<a href="#">SCC-SS30S820-PUB-RS-TLB</a>	<a href="#">SCC-SSTTL30S820-PUB-RS</a>	<a href="#">SCC-SS30S820-PUB-RS-BSL</a>
		High Temp Phenolic			<a href="#">SCC-SS30S820-PHBHT-TLB</a>	<a href="#">SCC-SSTTL30S820-PHBHT</a>	<a href="#">SCC-SS30S820-PHBHT-BSL</a>
		Semi Steel			<a href="#">SCC-SS30S820-SSB-TLB</a>	<a href="#">SCC-SSTTL30S820-SSB</a>	<a href="#">SCC-SS30S820-SSB-BSL</a>
		Semi Steel V-Groove			<a href="#">SCC-SS30S820-VGB-TLB</a>	<a href="#">SCC-SSTTL30S820-VGB</a>	<a href="#">SCC-SS30S820-VGB-BSL</a>
		Polyurethane on Aluminum			<a href="#">SCC-SS30S820-PAB-TLB</a>	<a href="#">SCC-SSTTL30S820-PAB</a>	<a href="#">SCC-SS30S820-PAB-BSL</a>
		Nylon			<a href="#">SCC-SS30S820-NYB-TLB</a>	<a href="#">SCC-SSTTL30S820-NYB</a>	<a href="#">SCC-SS30S820-NYB-BSL</a>

# STAINLESS STEEL

**316**

**Roll With the Best:  
The 316 Stainless Steel  
Caster Spectacular!**



### The 316 Stainless Steel Caster Series!

Introducing Service Caster's **316 Stainless Steel** casters, designed for durability in tough environments. Corrosion, chemical, and temperature resistant, they excel indoors and outdoors. Perfect for food service, medical, and industrial use, they ensure reliable mobility and strength. Choose Service Caster for smooth operations.



## Medium/Heavy Duty Casters

Series #30 Stainless Steel 316 Casters

**Capacity up to 1250 lbs.**

316 Stainless Steel Casters resist corrosion, handle heavy loads, and ensure smooth operation, perfect for wet and harsh conditions in food processing, pharmaceuticals, and marine use.


### Features

- Withstands harsh, wet environments.
- Supports substantial weight loads.
- Precision bearings for quiet movement.
- Long-lasting construction for tough conditions.
- Ideal for cleanrooms and sterile settings.

### Applications

- Healthcare
- Foodservice
- Laboratories
- Marine
- Pharmaceuticals
- Cleanrooms

WHY CHOOSE 316?



READ MORE >>

SS316 #30 Series

## Service Caster Chart Guide

## Build Your Caster

Discover more fastening sizes and wheel options if you can't find what you need. And remember, we're always here to [help!](#)

Series	Mounting	Rig Type	Mounting Size	Bolt Pattern	Wheel Size	Bearing Type	Brake	Wheel Material
30	Top Plate	Swivel (S)	4" x 4-1/2"	2-5/8" x 3-5/8" to 3" x 3"	3-1/4" x 2" (3420)	Ball Bearing (B)	Top Lock (TLB)	Soft Rubber (SR)
		Rigid (R)	4-1/2" x 6-1/4" (TP2)	2-7/16" x 4-15/16" to 3-3/8" x 5-1/4"	4" x 2" (420)	Plain Bore (S)	Posi Lock (PLB)	Thermo Plastic Rubber (TPR)
			5" x 5-1/2" (TP3)	4-1/8" x 4-1/2"	5" x 2" (520)	Delrin Bearing (D)	Total Lock (TTL)	Polyurethane (PPU)
			6" x 2" (620)	Roller Bearing (R)	Front Total Lock (FTL)	Phenolic (PH)		
					8" x 2" (820)	Precision Bearing (PB)	Side Lock (SLB)	Solid Polyurethane (SPU)
						Bronze Bearing (BZ)	Face Contact (FCB)	Hard Rubber (HR)
							Bolt-on Swivel Lock (BSL)	Glass Filled Nylon (GFN)
							Weld-on Swivel Lock (WSL)	Rubber on Aluminum (RA)
								Semi Steel (SS)
								Nylon (NY)
								High Temp Phenolic (PH*HT)
								High Temp Nylon (GF*HT)



HEAT RESISTANT



DURABILITY



CHEMICAL RESISTANT



CORROSION RESISTANT

Wheel Treads

GLASS FILLED NYLON GFN	PHENOLIC PH	SOLID POLYURETHANE SPU	HIGH TEMP PHENOLIC PH*HT	RUBBER ON ALUMINUM RA	SEMI STEEL SS	NYLON NY	POLYOLEFIN PO
POLYURETHANE ON CAST IRON PU	HT GLASS FILLED NYLON GFN*HT	V-GROOVE VG	RUBBER ON STEEL RS	POLYURETHANE ON POLYOLEFIN PPU	POLYURETHANE ON ALUMINUM PA	THERMO PLASTIC RUBBER (DONUT) TPRD	THERMO PLASTIC RUBBER (FLAT) TPRF

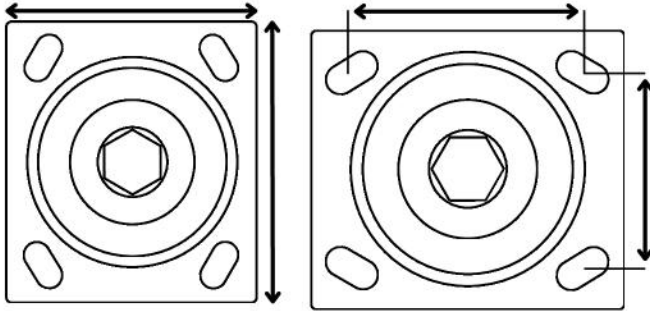


Over 30 Years of Quality



## Top Plate Size Option(s)

Our 316 Stainless Steel Casters are durable, corrosion-resistant, and hygienic, ideal for harsh environments. They offer smooth operation, noise reduction, and are available in various sizes and mounting options.



Standard Plate Size	Bolt Pattern	Bolt Diameter
4" x 4-1/2"	2-5/8" x 3-5/8" to 3" x 3"	3/8"
4-1/2" x 6-1/4" (TP2)	2-7/16" x 4-15/16" to 3-3/8" x 5-1/4"	1/2"
5" x 5-1/2" (TP3)	4-1/8" x 4-1/2"	1/2"

### Choose Your Movement

- Rigid and Swivel Available



RIGID



SWIVEL

## Bearing Type(s)

### Roller Bearing

Anti-friction bearing, ideal for manual applications with prevalent shock loading.



### Ball Bearing

Ball bearing provides smooth movement and durability.



### Delrin Bearing

Delrin bearings, maintenance-free, ideal for wash-downs, max 180°F.



### Bronze Bearing

Bronze bearings are durable, corrosion-resistant, and withstand up to 525°F.



## Brake Option(s)

### Top Lock Brake (TLB)

The **top lock brake** places a positive locking force against the wheel hub locking the wheel only.



SCC-SS31630S820-SPUR-TLB

### Total Lock Brake (TTL)

The **total lock** on casters secures both the wheel and swivel, ensuring complete stability for reliable and safe use.



SCC-SS316-TTL30S620-SPUD

### Side Lock Brake (SLB)

The **side lock brake** on casters securely locks the wheel, ensuring stability and safety.



SCC-SS31630S620-NYR-SLB

### Bolt-on Swivel Lock (BSL)

The **bolt-on swivel lock** secures swivel casters, preventing unwanted movement. Easy to install, it ensures stability.



SCC-SS31630S620-NYD-BSL

**ROLL WITH CONFIDENCE**

Quality. Reliability. Excellence.

SERVICE CASTER

@servicecaster





# 316 STAINLESS STEEL

## TOP PLATE CASTERS *Roller Bearing Wheels*

Wheel Dia	Tread Width	Wheel Type	Load Capacity (lbs.)	Overall Height	Swivel Part Number	Swivel Weight (lbs.)	Rigid Part Number	Rigid Weight (lbs.)
4"	2"	Thermoplastic Rubber (Donut)	300	5-5/8"	<a href="#">SCC-SS31630S420-TPRRD</a>	3.96	<a href="#">SCC-SS31630R420-TPRRD</a>	2.53
		Thermoplastic Rubber (Flat)			<a href="#">SCC-SS31630S420-TPRRF</a>	3.96	<a href="#">SCC-SS31630R420-TPRRF</a>	2.53
		Rubber on Aluminum	400		<a href="#">SCC-SS31630S420-RAR</a>	5.06	<a href="#">SCC-SS31630R420-RAR</a>	3.63
		Rubber on Cast Iron			<a href="#">SCC-SS31630S420-RSR</a>	6.16	<a href="#">SCC-SS31630R420-RSR</a>	1.73
		Polyolefin	500		<a href="#">SCC-SS31630S420-POR</a>	5.06	<a href="#">SCC-SS31630R420-POR</a>	3.63
		Polyurethane on Polyolefin	600		<a href="#">SCC-SS31630S420-PPUR</a>	3.96	<a href="#">SCC-SS31630R420-PPUR</a>	2.53
		Polyurethane on Aluminum	700		<a href="#">SCC-SS31630S420-PAR</a>	5.06	<a href="#">SCC-SS31630R420-PAR</a>	3.63
		Polyurethane/Steel (Green)			<a href="#">SCC-SS31630S420-PUR-GB</a>	6.16	<a href="#">SCC-SS31630R420-PUR-GB</a>	4.73
		Polyurethane/Steel (Red)			<a href="#">SCC-SS31630S420-PUR-RS</a>	6.16	<a href="#">SCC-SS31630R420-PUR-RS</a>	4.73
		Solid Polyurethane			<a href="#">SCC-SS31630S420-SPUR</a>	3.96	<a href="#">SCC-SS31630R420-SPUR</a>	2.53
		Nylon	800		<a href="#">SCC-SS31630S420-NYR</a>	5.06	<a href="#">SCC-SS31630R420-NYR</a>	3.63
		Phenolic			<a href="#">SCC-SS31630S420-PHR</a>	5.25	<a href="#">SCC-SS31630R420-PHR</a>	3.82
		Semi Steel V-Groove			<a href="#">SCC-SS31630S420-VGR</a>	6.71	<a href="#">SCC-SS31630R420-VGR</a>	5.28
		Glass Filled Nylon	900		<a href="#">SCC-SS31630S420-GFNR</a>	5.06	<a href="#">SCC-SS31630R420-GFNR</a>	3.63
		Semi Steel	1000		<a href="#">SCC-SS31630S420-SSR</a>	5.72	<a href="#">SCC-SS31630R420-SSR</a>	4.29
5"	2"	Thermoplastic Rubber (Donut)	350	6-1/2"	<a href="#">SCC-SS31630S520-TPRRD</a>	4.62	<a href="#">SCC-SS31630R520-TPRRD</a>	3.19
		Thermoplastic Rubber (Flat)			<a href="#">SCC-SS31630S520-TPRRF</a>	4.62	<a href="#">SCC-SS31630R520-TPRRF</a>	3.19
		Rubber on Cast Iron	400		<a href="#">SCC-SS31630S520-RSR</a>	6.16	<a href="#">SCC-SS31630R520-RSR</a>	4.73
		Rubber on Aluminum	500		<a href="#">SCC-SS31630S520-RAR</a>	5.75	<a href="#">SCC-SS31630R520-RAR</a>	4.32
		Polyolefin	650		<a href="#">SCC-SS31630S520-POR</a>	4.62	<a href="#">SCC-SS31630R520-POR</a>	3.19
		Polyurethane on Polyolefin	750		<a href="#">SCC-SS31630S520-PPUR</a>	4.62	<a href="#">SCC-SS31630R520-PPUR</a>	3.19
		Nylon	900		<a href="#">SCC-SS31630S520-NYR</a>	4.62	<a href="#">SCC-SS31630R520-NYR</a>	3.19
		Polyurethane on Aluminum			<a href="#">SCC-SS31630S520-PAR</a>	5.28	<a href="#">SCC-SS31630R520-PAR</a>	3.85
		Phenolic	1000		<a href="#">SCC-SS31630S520-PHR</a>	5.75	<a href="#">SCC-SS31630R520-PHR</a>	4.32
		High Temp Phenolic			<a href="#">SCC-SS31630S520-PHRHT</a>	5.75	<a href="#">SCC-SS31630R520-PHRHT</a>	4.32
		Polyurethane/Steel (Green)			<a href="#">SCC-SS31630S520-PUR-GB</a>	6.60	<a href="#">SCC-SS31630R520-PUR-GB</a>	5.17
		Polyurethane/Steel (Red)			<a href="#">SCC-SS31630S520-PUR-RS</a>	6.60	<a href="#">SCC-SS31630R520-PUR-RS</a>	5.17
		Solid Polyurethane			<a href="#">SCC-SS31630S520-SPUR</a>	4.62	<a href="#">SCC-SS31630R520-SPUR</a>	3.19
		Semi Steel			<a href="#">SCC-SS31630S520-SSR</a>	7.92	<a href="#">SCC-SS31630R520-SSR</a>	6.49
		Semi Steel V-Groove	1100		<a href="#">SCC-SS31630S520-VGR</a>	8.58	<a href="#">SCC-SS31630R520-VGR</a>	7.15
Glass Filled Nylon	1250	<a href="#">SCC-SS31630S520-GFNR</a>	4.62	<a href="#">SCC-SS31630R520-GFNR</a>	3.19			
6"	2"	Rubber on Cast Iron	450	7-1/2"	<a href="#">SCC-SS31630S620-RSR</a>	7.70	<a href="#">SCC-SS31630R620-RSR</a>	6.27
		Thermoplastic Rubber (Donut)	500		<a href="#">SCC-SS31630S620-TPRRD</a>	5.06	<a href="#">SCC-SS31630R620-TPRRD</a>	3.63
		Thermoplastic Rubber (Flat)			<a href="#">SCC-SS31630S620-TPRRF</a>	5.06	<a href="#">SCC-SS31630R620-TPRRF</a>	3.63
		Rubber on Aluminum	550		<a href="#">SCC-SS31630S620-RAR</a>	6.50	<a href="#">SCC-SS31630R620-RAR</a>	5.07
		Polyolefin	700		<a href="#">SCC-SS31630S620-POR</a>	5.06	<a href="#">SCC-SS31630R620-POR</a>	3.63
		Polyurethane on Polyolefin	900		<a href="#">SCC-SS31630S620-PPUR</a>	5.06	<a href="#">SCC-SS31630R620-PPUR</a>	3.63
		Polyurethane on Aluminum	1200		<a href="#">SCC-SS31630S620-PAR</a>	6.00	<a href="#">SCC-SS31630R620-PAR</a>	4.07
		Phenolic			<a href="#">SCC-SS31630S620-PHR</a>	7.50	<a href="#">SCC-SS31630R620-PHR</a>	6.07
		High Temp Phenolic			<a href="#">SCC-SS31630S620-PHRHT</a>	7.50	<a href="#">SCC-SS31630R620-PHRHT</a>	6.50
		Polyurethane/Steel (Green)			<a href="#">SCC-SS31630S620-PUR-GB</a>	8.58	<a href="#">SCC-SS31630R620-PUR-GB</a>	7.15
		Polyurethane/Steel (Red)			<a href="#">SCC-SS31630S620-PUR-RS</a>	8.58	<a href="#">SCC-SS31630R620-PUR-RS</a>	7.15
		Solid Polyurethane			<a href="#">SCC-SS31630S620-SPUR</a>	5.06	<a href="#">SCC-SS31630R620-SPUR</a>	3.63
		Semi Steel			<a href="#">SCC-SS31630S620-SSR</a>	8.85	<a href="#">SCC-SS31630R620-SSR</a>	7.15
		Semi Steel V-Groove			<a href="#">SCC-SS31630S620-VGR</a>	10.12	<a href="#">SCC-SS31630R620-VGR</a>	8.69
		Glass Filled Nylon	1250		<a href="#">SCC-SS31630S620-GFNR</a>	5.06	<a href="#">SCC-SS31630R620-GFNR</a>	3.63
Nylon	<a href="#">SCC-SS31630S620-NYR</a>	5.06		<a href="#">SCC-SS31630R620-NYR</a>	3.63			

**Corrosion Resistance**  
Ideal for harsh and humid environments.



**High Durability**  
Long-lasting performance under heavy loads.

**Hygienic Design**  
Perfect for medical and food service applications.




**Heat and Chemical Resistance**  
Suitable for industrial use.





## TOP PLATE CASTERS *with Roller Bearing Wheels*

Wheel Dia	Tread Width	Wheel Type	Load Capacity (lbs.)	Overall Height	Swivel Part Number	Swivel Weight (lbs.)	Rigid Part Number	Rigid Weight (lbs.)
8"	2"	Rubber on Cast Iron	500	9-1/2"	<a href="#">SCC-SS31630S820-RSR</a>	9.68	<a href="#">SCC-SS31630R820-RSR</a>	8.25
		Thermoplastic Rubber (Donut)	600		<a href="#">SCC-SS31630S820-TPRRD</a>	5.50	<a href="#">SCC-SS31630R820-TPRRD</a>	4.07
		Thermoplastic Rubber (Flat)			<a href="#">SCC-SS31630S820-TPRRF</a>	5.50	<a href="#">SCC-SS31630R820-TPRRF</a>	4.07
		Rubber on Aluminum	800		<a href="#">SCC-SS31630S820-RAR</a>	7.50	<a href="#">SCC-SS31630R820-RAR</a>	9.04
		Polyurethane on Polyolefin			<a href="#">SCC-SS31630S820-PPUR</a>	5.50	<a href="#">SCC-SS31630R820-PPUR</a>	4.07
		Polyolefin	900		<a href="#">SCC-SS31630S820-POR</a>	5.50	<a href="#">SCC-SS31630R820-POR</a>	4.07
		Solid Polyurethane	1200		<a href="#">SCC-SS31630S820-SPUR</a>	5.50	<a href="#">SCC-SS31630R820-SPUR</a>	4.07
		Glass Filled Nylon	1250		<a href="#">SCC-SS31630S820-GFNR</a>	5.50	<a href="#">SCC-SS31630R820-GFNR</a>	4.07
		Nylon			<a href="#">SCC-SS31630S820-NYR</a>	5.50	<a href="#">SCC-SS31630R820-NYR</a>	4.07
		Polyurethane on Aluminum			<a href="#">SCC-SS31630S820-PAR</a>	5.50	<a href="#">SCC-SS31630R820-PAR</a>	4.07
		Phenolic			<a href="#">SCC-SS31630S820-PHR</a>	7.75	<a href="#">SCC-SS31630R820-PHR</a>	6.32
		High Temp Phenolic			<a href="#">SCC-SS31630S820-PHRHT</a>	7.75	<a href="#">SCC-SS31630R820-PHRHT</a>	6.32
		Polyurethane/Steel (Green)			<a href="#">SCC-SS31630S820-PUR-GB</a>	12.10	<a href="#">SCC-SS31630R820-PUR-GB</a>	10.67
		Polyurethane/Steel (Red)			<a href="#">SCC-SS31630S820-PUR-RS</a>	12.10	<a href="#">SCC-SS31630R820-PUR-RS</a>	10.67
		Semi Steel			<a href="#">SCC-SS31630S820-SSR</a>	12.10	<a href="#">SCC-SS31630R820-SSR</a>	10.67
		Semi Steel V-Groove			<a href="#">SCC-SS31630S820-VGR</a>	12.10	<a href="#">SCC-SS31630R820-VGR</a>	10.67



9 S 1st Ave

West Reading, PA 19611-1314 USA

P: 800-215-8220 • F: 800-591-8227

[info@servicecaster.com](mailto:info@servicecaster.com)

[www.servicecaster.com](http://www.servicecaster.com)



# 316 STAINLESS STEEL

## TOP PLATE CASTERS with Roller Bearings & Brakes



Wheel Dia.	Tread Width	Wheel Type	Load Capacity (lbs.)	Overall Height	Top Lock Brake (TLB)	Total Lock Brake (TTL)	Bolt-on Swivel Lock (BSL)
4"	2"	Thermoplastic Rubber (Donut)	300	5-5/8"	<a href="#">SCC-SS31630S420-TPRRD-TLB</a>	<a href="#">SCC-SS316TTL30S420-TPRRD</a>	<a href="#">SCC-SS31630S420-TPRRD-BSL</a>
		Thermoplastic Rubber (Flat)			<a href="#">SCC-SS31630S420-TPRRF-TLB</a>	<a href="#">SCC-SS316TTL30S420-TPRRF</a>	<a href="#">SCC-SS31630S420-TPRRF-BSL</a>
		Rubber on Aluminum	400		<a href="#">SCC-SS31630S420-RAR-TLB</a>	<a href="#">SCC-SS316TTL30S420-RAR</a>	<a href="#">SCC-SS31630S420-RAR-BSL</a>
		Rubber on Cast Iron			<a href="#">SCC-SS31630S420-RSR-TLB</a>	<a href="#">SCC-SS316TTL30S420-RSR</a>	<a href="#">SCC-SS31630S420-RSR-BSL</a>
		Polyolefin	500		<a href="#">SCC-SS31630S420-POR-TLB</a>	<a href="#">SCC-SS316TTL30S420-POR</a>	<a href="#">SCC-SS31630S420-POR-BSL</a>
		Polyurethane on Polyolefin	600		<a href="#">SCC-SS31630S420-PPUR-TLB</a>	<a href="#">SCC-SS316TTL30S420-PPUR</a>	<a href="#">SCC-SS31630S420-PPUR-BSL</a>
		Nylon	800		<a href="#">SCC-SS31630S420-NYR-TLB</a>	<a href="#">SCC-SS316TTL30S420-NYR</a>	<a href="#">SCC-SS31630S420-NYR-BSL</a>
		Polyurethane on Aluminum	700		<a href="#">SCC-SS31630S420-PAR-TLB</a>	<a href="#">SCC-SS316TTL30S420-PAR</a>	<a href="#">SCC-SS31630S420-PAR-BSL</a>
		Polyurethane/Steel (Green)			<a href="#">SCC-SS31630S420-PUR-GB-TLB</a>	<a href="#">SCC-SS316TTL30S420-PUR-GB</a>	<a href="#">SCC-SS31630S420-PUR-GB-BSL</a>
		Polyurethane/Steel (Red)			<a href="#">SCC-SS31630S420-PUR-RS-TLB</a>	<a href="#">SCC-SS316TTL30S420-PUR-RS</a>	<a href="#">SCC-SS31630S420-PUR-RS-BSL</a>
		Solid Polyurethane			<a href="#">SCC-SS31630S420-SPUR-TLB</a>	<a href="#">SCC-SS316TTL30S420-SPUR</a>	<a href="#">SCC-SS31630S420-SPUR-BSL</a>
		High Temp Phenolic	800		<a href="#">SCC-SS31630S420-PHRHT-TLB</a>	<a href="#">SCC-SS316TTL30S420-PHRHT</a>	<a href="#">SCC-SS31630S420-PHRHT-BSL</a>
		Phenolic			<a href="#">SCC-SS31630S420-PHR-TLB</a>	<a href="#">SCC-SS316TTL30S420-PHR</a>	<a href="#">SCC-SS31630S420-PHR-BSL</a>
		Semi Steel V-Groove			<a href="#">SCC-SS31630S420-VGR-TLB</a>	<a href="#">SCC-SS316TTL30S420-VGR</a>	<a href="#">SCC-SS31630S420-VGR-BSL</a>
		Semi Steel			<a href="#">SCC-SS31630S420-SSR-TLB</a>	<a href="#">SCC-SS316TTL30S420-SSR</a>	<a href="#">SCC-SS31630S420-SSR-BSL</a>
		Glass Filled Nylon	1000		<a href="#">SCC-SS31630S420-GFNR-TLB</a>	<a href="#">SCC-SS316TTL30S420-GFNR</a>	<a href="#">SCC-SS31630S420-GFNR-BSL</a>
			1200	<a href="#">SCC-SS31630S420-GFNR-TLB</a>	<a href="#">SCC-SS316TTL30S420-GFNR</a>	<a href="#">SCC-SS31630S420-GFNR-BSL</a>	
5"	2"	Thermoplastic Rubber (Donut)	350	6-1/2"	<a href="#">SCC-SS31630S520-TPRRD-TLB</a>	<a href="#">SCC-SS316TTL30S520-TPRRD</a>	<a href="#">SCC-SS31630S520-TPRRD-BSL</a>
		Thermoplastic Rubber (Flat)			<a href="#">SCC-SS31630S520-TPRRF-TLB</a>	<a href="#">SCC-SS316TTL30S520-TPRRF</a>	<a href="#">SCC-SS31630S520-TPRRF-BSL</a>
		Rubber on Cast Iron	400		<a href="#">SCC-SS31630S520-RSR-TLB</a>	<a href="#">SCC-SS316TTL30S520-RSR</a>	<a href="#">SCC-SS31630S520-RSR-BSL</a>
		Rubber on Aluminum	500		<a href="#">SCC-SS31630S520-RAR-TLB</a>	<a href="#">SCC-SS316TTL30S520-RAR</a>	<a href="#">SCC-SS31630S520-RAR-BSL</a>
		Polyolefin	650		<a href="#">SCC-SS31630S520-POR-TLB</a>	<a href="#">SCC-SS316TTL30S520-POR</a>	<a href="#">SCC-SS31630S520-POR-BSL</a>
		Polyurethane on Polyolefin	750		<a href="#">SCC-SS31630S520-PPUR-TLB</a>	<a href="#">SCC-SS316TTL30S520-PPUR</a>	<a href="#">SCC-SS31630S520-PPUR-BSL</a>
		Nylon	900		<a href="#">SCC-SS31630S520-NYR-TLB</a>	<a href="#">SCC-SS316TTL30S520-NYR</a>	<a href="#">SCC-SS31630S520-NYR-BSL</a>
		Polyurethane on Aluminum	1000		<a href="#">SCC-SS31630S520-PAR-TLB</a>	<a href="#">SCC-SS316TTL30S520-PAR</a>	<a href="#">SCC-SS31630S520-PAR-BSL</a>
		High Temp Phenolic			<a href="#">SCC-SS31630S520-PHRHT-TLB</a>	<a href="#">SCC-SS316TTL30S520-PHRHT</a>	<a href="#">SCC-SS31630S520-PHRHT-BSL</a>
		Phenolic			<a href="#">SCC-SS31630S520-PHR-TLB</a>	<a href="#">SCC-SS316TTL30S520-PHR</a>	<a href="#">SCC-SS31630S520-PHR-BSL</a>
		Polyurethane/Steel (Green)			<a href="#">SCC-SS31630S520-PUR-GB-TLB</a>	<a href="#">SCC-SS316TTL30S520-PUR-GB</a>	<a href="#">SCC-SS31630S520-PUR-GB-BSL</a>
		Polyurethane/Steel (Red)	<a href="#">SCC-SS31630S520-PUR-RS-TLB</a>		<a href="#">SCC-SS316TTL30S520-PUR-RS</a>	<a href="#">SCC-SS31630S520-PUR-RS-BSL</a>	
		Solid Polyurethane	<a href="#">SCC-SS31630S520-SPUR-TLB</a>		<a href="#">SCC-SS316TTL30S520-SPUR</a>	<a href="#">SCC-SS31630S520-SPUR-BSL</a>	
		Semi Steel	<a href="#">SCC-SS31630S520-SSR-TLB</a>		<a href="#">SCC-SS316TTL30S520-SSR</a>	<a href="#">SCC-SS31630S520-SSR-BSL</a>	
		Semi Steel V-Groove	<a href="#">SCC-SS31630S520-VGR-TLB</a>		<a href="#">SCC-SS316TTL30S520-VGR</a>	<a href="#">SCC-SS31630S520-VGR-BSL</a>	
		Glass Filled Nylon	1250		<a href="#">SCC-SS31630S520-GFNR-TLB</a>	<a href="#">SCC-SS316TTL30S520-GFNR</a>	<a href="#">SCC-SS31630S520-GFNR-BSL</a>
				<a href="#">SCC-SS31630S520-GFNR-TLB</a>	<a href="#">SCC-SS316TTL30S520-GFNR</a>	<a href="#">SCC-SS31630S520-GFNR-BSL</a>	
6"	2"	Rubber on Cast Iron	450	7-1/2"	<a href="#">SCC-SS31630S620-RSR-TLB</a>	<a href="#">SCC-SS316TTL30S620-RSR</a>	<a href="#">SCC-SS31630S620-RSR-BSL</a>
		Thermoplastic Rubber (Donut)	500		<a href="#">SCC-SS31630S620-TPRRD-TLB</a>	<a href="#">SCC-SS316TTL30S620-TPRRD</a>	<a href="#">SCC-SS31630S620-TPRRD-BSL</a>
		Thermoplastic Rubber (Flat)			<a href="#">SCC-SS31630S620-TPRRF-TLB</a>	<a href="#">SCC-SS316TTL30S620-TPRRF</a>	<a href="#">SCC-SS31630S620-TPRRF-BSL</a>
		Rubber on Aluminum	550		<a href="#">SCC-SS31630S620-RAR-TLB</a>	<a href="#">SCC-SS316TTL30S620-RAR</a>	<a href="#">SCC-SS31630S620-RAR-BSL</a>
		Polyolefin	700		<a href="#">SCC-SS31630S620-POR-TLB</a>	<a href="#">SCC-SS316TTL30S620-POR</a>	<a href="#">SCC-SS31630S620-POR-BSL</a>
		Polyurethane on Polyolefin	900		<a href="#">SCC-SS31630S620-PPUR-TLB</a>	<a href="#">SCC-SS316TTL30S620-PPUR</a>	<a href="#">SCC-SS31630S620-PPUR-BSL</a>
		Polyurethane on Aluminum	1200		<a href="#">SCC-SS31630S620-PAR-TLB</a>	<a href="#">SCC-SS316TTL30S620-PAR</a>	<a href="#">SCC-SS31630S620-PAR-BSL</a>
		High Temp Phenolic			<a href="#">SCC-SS31630S620-PHRHT-TLB</a>	<a href="#">SCC-SS316TTL30S620-PHRHT</a>	<a href="#">SCC-SS31630S620-PHRHT-BSL</a>
		Phenolic			<a href="#">SCC-SS31630S620-PHR-TLB</a>	<a href="#">SCC-SS316TTL30S620-PHR</a>	<a href="#">SCC-SS31630S620-PHR-BSL</a>
		Polyurethane/Steel (Green)			<a href="#">SCC-SS31630S620-PUR-GB-TLB</a>	<a href="#">SCC-SS316TTL30S620-PUR-GB</a>	<a href="#">SCC-SS31630S620-PUR-GB-BSL</a>
		Polyurethane/Steel (Red)	<a href="#">SCC-SS31630S620-PUR-RS-TLB</a>		<a href="#">SCC-SS316TTL30S620-PUR-RS</a>	<a href="#">SCC-SS31630S620-PUR-RS-BSL</a>	
		Solid Polyurethane	<a href="#">SCC-SS31630S620-SPUR-TLB</a>		<a href="#">SCC-SS316TTL30S620-SPUR</a>	<a href="#">SCC-SS31630S620-SPUR-BSL</a>	
		Semi Steel	<a href="#">SCC-SS31630S620-SSR-TLB</a>		<a href="#">SCC-SS316TTL30S620-SSR</a>	<a href="#">SCC-SS31630S620-SSR-BSL</a>	
		Semi Steel V-Groove	<a href="#">SCC-SS31630S620-VGR-TLB</a>		<a href="#">SCC-SS316TTL30S620-VGR</a>	<a href="#">SCC-SS31630S620-VGR-BSL</a>	
		Glass Filled Nylon	1250		<a href="#">SCC-SS31630S620-GFNR-TLB</a>	<a href="#">SCC-SS316TTL30S620-GFNR</a>	<a href="#">SCC-SS31630S620-GFNR-BSL</a>
		Nylon			<a href="#">SCC-SS31630S620-NYR-TLB</a>	<a href="#">SCC-SS316TTL30S620-NYR</a>	<a href="#">SCC-SS31630S620-NYR-BSL</a>



"Your One-Stop Shop for All Caster and Wheel Brands!"

DURABLE. RELIABLE.  
CORROSION-RESISTANT.

CLEAN ROOMS.  
MARINE ENVIRONMENTS.  
LABORATORY EQUIPMENT.





# 316 STAINLESS STEEL

## TOP PLATE CASTERS with Roller Bearings & Brakes

Wheel Dia	Tread Width	Wheel Type	Load Capacity (lbs.)	Overall Height	Side Lock Brake (SLB) Top Lock Brake (TLB)	Total Lock Brake (TTL)	Bolt-on Swivel Lock (BSL)
8"	2"	Rubber on Cast Iron	500	9-1/2"	<a href="#">SCC-SS31630S820-RSR-TLB</a>	<a href="#">SCC-SSTTL30S820-RSR</a>	<a href="#">SCC-SS31630S820-RSR-BSL</a>
		Thermoplastic Rubber (Donut)	600		<a href="#">SCC-SS31630S820-TPRRD-TLB</a>	<a href="#">SCC-SSTTL30S820-TPRRD</a>	<a href="#">SCC-SS31630S820-TPRRD-BSL</a>
		Thermoplastic Rubber (Flat)			<a href="#">SCC-SS31630S820-TPRRF-TLB</a>	<a href="#">SCC-SSTTL30S820-TPRRF</a>	<a href="#">SCC-SS31630S820-TPRRF-BSL</a>
		Rubber on Aluminum			<a href="#">SCC-SS31630S820-RAR-TLB</a>	<a href="#">SCC-SSTTL30S820-RAR</a>	<a href="#">SCC-SS31630S820-RAR-BSL</a>
		Polyurethane on Polyolefin	800		<a href="#">SCC-SS31630S820-PPUR-TLB</a>	<a href="#">SCC-SSTTL30S820-PPUR</a>	<a href="#">SCC-SS31630S820-PPUR-BSL</a>
		Polyolefin	900		<a href="#">SCC-SS31630S820-POR-TLB</a>	<a href="#">SCC-SSTTL30S820-POR</a>	<a href="#">SCC-SS31630S820-POR-BSL</a>
		Solid Polyurethane	1200		<a href="#">SCC-SS31630S820-SPUR-TLB</a>	<a href="#">SCC-SSTTL30S820-SPUR</a>	<a href="#">SCC-SS31630S820-SPUR-BSL</a>
		Glass Filled Nylon	1250		<a href="#">SCC-SS31630S820-GFNR-TLB</a>	<a href="#">SCC-SSTTL30S820-GFNR</a>	<a href="#">SCC-SS31630S820-GFNR-BSL</a>
		Phenolic			<a href="#">SCC-SS31630S820-PHR-TLB</a>	<a href="#">SCC-SSTTL30S820-PHR</a>	<a href="#">SCC-SS31630S820-PHR-BSL</a>
		Polyurethane/Steel (Green)			<a href="#">SCC-SS31630S820-PUR-GB-TLB</a>	<a href="#">SCC-SSTTL30S820-PUR-GB</a>	<a href="#">SCC-SS31630S820-PUR-GB-BSL</a>
		Polyurethane/Steel (Red)			<a href="#">SCC-SS31630S820-PUR-RS-TLB</a>	<a href="#">SCC-SSTTL30S820-PUR-RS</a>	<a href="#">SCC-SS31630S820-PUR-RS-BSL</a>
		High Temp Phenolic			<a href="#">SCC-SS31630S820-PHRHT-TLB</a>	<a href="#">SCC-SSTTL30S820-PHRHT</a>	<a href="#">SCC-SS31630S820-PHRHT-BSL</a>
		Semi Steel			<a href="#">SCC-SS31630S820-SSR-TLB</a>	<a href="#">SCC-SSTTL30S820-SSR</a>	<a href="#">SCC-SS31630S820-SSR-BSL</a>
		Semi Steel V-Groove			<a href="#">SCC-SS31630S820-VGR-TLB</a>	<a href="#">SCC-SSTTL30S820-VGR</a>	<a href="#">SCC-SS31630S820-VGR-BSL</a>
		Polyurethane on Aluminum			<a href="#">SCC-SS31630S820-PAR-TLB</a>	<a href="#">SCC-SSTTL30S820-PAR</a>	<a href="#">SCC-SS31630S820-PAR-BSL</a>
		Nylon			<a href="#">SCC-SS31630S820-NYR-TLB</a>	<a href="#">SCC-SSTTL30S820-NYR</a>	<a href="#">SCC-SS31630S820-NYR-BSL</a>

## THE CASTERS AND SERVICE YOU NEED!



GIVE US YOUR PRICE!

### WE WILL BEAT IT!

Give us a Part#  
**THAT'S IT!**

- Easy Ordering
- Expert Service
- Fast Shipping
- Custom Orders

### SCC-SS30S420-SPUR-SLB-BSL

BRAND

SERIES

RIG TYPE

WHEEL DIAMETER

WHEEL WIDTH

WHEEL MATERIAL

BEARING TYPE

BRAKE TYPE

RIG OPTION



Heavy Duty Series



Light Duty Series



Pneumatic Series

**CALL TODAY**





# 316 STAINLESS STEEL

## TOP PLATE CASTERS *Ball Bearing Wheels*

Wheel Dia	Tread Width	Wheel Type	Load Capacity (lbs.)	Overall Height	Swivel Part Number	Swivel Weight (lbs.)	Rigid Part Number	Rigid Weight (lbs.)
4"	2"	Thermoplastic Rubber (Donut)	300	5-5/8"	<a href="#">SCC-SS31630S420-TPRBD</a>	3.96	<a href="#">SCC-SS31630R420-TPRBD</a>	2.53
		Thermoplastic Rubber (Flat)			<a href="#">SCC-SS31630S420-TPRBF</a>	3.96	<a href="#">SCC-SS31630R420-TPRBF</a>	2.53
		Rubber on Aluminum	400		<a href="#">SCC-SS31630S420-RAB</a>	5.06	<a href="#">SCC-SS31630R420-RAB</a>	3.63
		Rubber on Cast Iron			<a href="#">SCC-SS31630S420-RSB</a>	6.16	<a href="#">SCC-SS31630R420-RSB</a>	1.73
		Polyolefin	500		<a href="#">SCC-SS31630S420-POB</a>	5.06	<a href="#">SCC-SS31630R420-POB</a>	3.63
		Polyurethane on Polyolefin	600		<a href="#">SCC-SS31630S420-PPUB</a>	3.96	<a href="#">SCC-SS31630R420-PPUB</a>	2.53
		Polyurethane on Aluminum			<a href="#">SCC-SS31630S420-PAB</a>	5.06	<a href="#">SCC-SS31630R420-PAB</a>	3.63
		Polyurethane/Steel (Green)	700		<a href="#">SCC-SS31630S420-PUB-GB</a>	6.16	<a href="#">SCC-SS31630R420-PUB-GB</a>	4.73
		Polyurethane/Steel (Red)			<a href="#">SCC-SS31630S420-PUB-RS</a>	6.16	<a href="#">SCC-SS31630R420-PUB-RS</a>	4.73
		Solid Polyurethane	800		<a href="#">SCC-SS31630S420-SPUB</a>	3.96	<a href="#">SCC-SS31630R420-SPUB</a>	2.53
		Nylon			<a href="#">SCC-SS31630S420-NYB</a>	5.06	<a href="#">SCC-SS31630R420-NYB</a>	3.63
		Phenolic			<a href="#">SCC-SS31630S420-PHB</a>	5.25	<a href="#">SCC-SS31630R420-PHB</a>	3.82
		Semi Steel V-Groove			<a href="#">SCC-SS31630S420-VGB</a>	6.71	<a href="#">SCC-SS31630R420-VGB</a>	5.28
		Glass Filled Nylon	900		<a href="#">SCC-SS31630S420-GFNB</a>	5.06	<a href="#">SCC-SS31630R420-GFNB</a>	3.63
		Semi Steel	1000		<a href="#">SCC-SS31630S420-SSB</a>	5.72	<a href="#">SCC-SS31630R420-SSB</a>	4.29
		5"	2"		Thermoplastic Rubber (Donut)	350	6-1/2"	<a href="#">SCC-SS31630S520-TPRBD</a>
Thermoplastic Rubber (Flat)	<a href="#">SCC-SS31630S520-TPRBF</a>			4.62	<a href="#">SCC-SS31630R520-TPRBF</a>			3.19
Rubber on Cast Iron	400			<a href="#">SCC-SS31630S520-RSB</a>	6.16	<a href="#">SCC-SS31630R520-RSB</a>		4.73
Rubber on Aluminum	500			<a href="#">SCC-SS31630S520-RAB</a>	5.75	<a href="#">SCC-SS31630R520-RAB</a>		4.32
Polyolefin	650			<a href="#">SCC-SS31630S520-POB</a>	4.62	<a href="#">SCC-SS31630R520-POB</a>		3.19
Polyurethane on Polyolefin	750			<a href="#">SCC-SS31630S520-PPUB</a>	4.62	<a href="#">SCC-SS31630R520-PPUB</a>		3.19
Nylon				<a href="#">SCC-SS31630S520-NYB</a>	4.62	<a href="#">SCC-SS31630R520-NYB</a>		3.19
Polyurethane on Aluminum	900			<a href="#">SCC-SS31630S520-PAB</a>	5.28	<a href="#">SCC-SS31630R520-PAB</a>		3.85
Phenolic				<a href="#">SCC-SS31630S520-PHB</a>	5.75	<a href="#">SCC-SS31630R520-PHB</a>		4.32
High Temp Phenolic	1000			<a href="#">SCC-SS31630S520-PHBHT</a>	5.75	<a href="#">SCC-SS31630R520-PHBHT</a>		4.32
Polyurethane/Steel (Green)				<a href="#">SCC-SS31630S520-PUB-GB</a>	6.60	<a href="#">SCC-SS31630R520-PUB-GB</a>		5.17
Polyurethane/Steel (Red)				<a href="#">SCC-SS31630S520-PUB-RS</a>	6.60	<a href="#">SCC-SS31630R520-PUB-RS</a>		5.17
Solid Polyurethane				<a href="#">SCC-SS31630S520-SPUB</a>	4.62	<a href="#">SCC-SS31630R520-SPUB</a>		3.19
Semi Steel	1100			<a href="#">SCC-SS31630S520-SSB</a>	7.92	<a href="#">SCC-SS31630R520-SSB</a>		6.49
Semi Steel V-Groove				<a href="#">SCC-SS31630S520-VGB</a>	8.58	<a href="#">SCC-SS31630R520-VGB</a>		7.15
Glass Filled Nylon	1250			<a href="#">SCC-SS31630S520-GFNB</a>	4.62	<a href="#">SCC-SS31630R520-GFNB</a>		3.19
6"	2"	Rubber on Cast Iron	450	7-1/2"	<a href="#">SCC-SS31630S620-RSB</a>	7.70	<a href="#">SCC-SS31630R620-RSB</a>	6.27
		Thermoplastic Rubber (Donut)	500		<a href="#">SCC-SS31630S620-TPRBD</a>	5.06	<a href="#">SCC-SS31630R620-TPRBD</a>	3.63
		Thermoplastic Rubber (Flat)			<a href="#">SCC-SS31630S620-TPRBF</a>	5.06	<a href="#">SCC-SS31630R620-TPRBF</a>	3.63
		Rubber on Aluminum	550		<a href="#">SCC-SS31630S620-RAB</a>	6.50	<a href="#">SCC-SS31630R620-RAB</a>	5.07
		Polyolefin	700		<a href="#">SCC-SS31630S620-POB</a>	5.06	<a href="#">SCC-SS31630R620-POB</a>	3.63
		Polyurethane on Polyolefin	900		<a href="#">SCC-SS31630S620-PPUB</a>	5.06	<a href="#">SCC-SS31630R620-PPUB</a>	3.63
		Polyurethane on Aluminum			<a href="#">SCC-SS31630S620-PAB</a>	6.00	<a href="#">SCC-SS31630R620-PAB</a>	4.07
		Phenolic	1200		<a href="#">SCC-SS31630S620-PHB</a>	7.50	<a href="#">SCC-SS31630R620-PHB</a>	6.07
		High Temp Phenolic			<a href="#">SCC-SS31630S620-PHBHT</a>	7.50	<a href="#">SCC-SS31630R620-PHBHT</a>	6.50
		Polyurethane/Steel (Green)			<a href="#">SCC-SS31630S620-PUB-GB</a>	8.58	<a href="#">SCC-SS31630R620-PUB-GB</a>	7.15
		Polyurethane/Steel (Red)			<a href="#">SCC-SS31630S620-PUB-RS</a>	8.58	<a href="#">SCC-SS31630R620-PUB-RS</a>	7.15
		Solid Polyurethane	1250		<a href="#">SCC-SS31630S620-SPUB</a>	5.06	<a href="#">SCC-SS31630R620-SPUB</a>	3.63
		Semi Steel			<a href="#">SCC-SS31630S620-SSB</a>	8.85	<a href="#">SCC-SS31630R620-SSB</a>	7.15
		Semi Steel V-Groove			<a href="#">SCC-SS31630S620-VGB</a>	10.12	<a href="#">SCC-SS31630R620-VGB</a>	8.69
		Glass Filled Nylon			<a href="#">SCC-SS31630S620-GFNB</a>	5.06	<a href="#">SCC-SS31630R620-GFNB</a>	3.63
		Nylon			<a href="#">SCC-SS31630S620-NYB</a>	5.06	<a href="#">SCC-SS31630R620-NYB</a>	3.63

Choose your color.



Free samples available





# 316 STAINLESS STEEL

## TOP PLATE CASTERS *Ball Bearing Wheels*

Wheel Dia	Tread Width	Wheel Type	Load Capacity (lbs.)	Overall Height	Swivel Part Number	Swivel Weight (lbs.)	Rigid Part Number	Rigid Weight (lbs.)
8"	2"	Rubber on Cast Iron	500	9-1/2"	<a href="#">SCC-SS31630S820-RSB</a>	9.68	<a href="#">SCC-SS31630R820-RSB</a>	8.25
		Thermoplastic Rubber (Donut)	600		<a href="#">SCC-SS31630S820-TPRBD</a>	5.50	<a href="#">SCC-SS31630R820-TPRBD</a>	4.07
		Thermoplastic Rubber (Flat)			<a href="#">SCC-SS31630S820-TPRBF</a>	5.50	<a href="#">SCC-SS31630R820-TPRBF</a>	4.07
		Rubber on Aluminum	800		<a href="#">SCC-SS31630S820-RAB</a>	7.50	<a href="#">SCC-SS31630R820-RAB</a>	9.04
		Polyurethane on Polyolefin			<a href="#">SCC-SS31630S820-PPUB</a>	5.50	<a href="#">SCC-SS31630R820-PPUB</a>	4.07
		Polyolefin	900		<a href="#">SCC-SS31630S820-POB</a>	5.50	<a href="#">SCC-SS31630R820-POB</a>	4.07
		Solid Polyurethane	1200		<a href="#">SCC-SS31630S820-SPUB</a>	5.50	<a href="#">SCC-SS31630R820-SPUB</a>	4.07
		Glass Filled Nylon	1250		<a href="#">SCC-SS31630S820-GFNB</a>	5.50	<a href="#">SCC-SS31630R820-GFNB</a>	4.07
		Nylon			<a href="#">SCC-SS31630S820-NYB</a>	5.50	<a href="#">SCC-SS31630R820-NYB</a>	4.07
		Polyurethane on Aluminum			<a href="#">SCC-SS31630S820-PAB</a>	5.50	<a href="#">SCC-SS31630R820-PAB</a>	4.07
		Phenolic			<a href="#">SCC-SS31630S820-PHB</a>	7.75	<a href="#">SCC-SS31630R820-PHB</a>	6.32
		High Temp Phenolic			<a href="#">SCC-SS31630S820-PHBHT</a>	7.75	<a href="#">SCC-SS31630R820-PHBHT</a>	6.32
		Polyurethane/Steel (Green)			<a href="#">SCC-SS31630S820-PUB-GB</a>	12.10	<a href="#">SCC-SS31630R820-PUB-GB</a>	10.67
		Polyurethane/Steel (Red)			<a href="#">SCC-SS31630S820-PUB-RS</a>	12.10	<a href="#">SCC-SS31630R820-PUB-RS</a>	10.67
		Semi Steel			<a href="#">SCC-SS31630S820-SSB</a>	12.10	<a href="#">SCC-SS31630R820-SSB</a>	10.67
		Semi Steel V-Groove			<a href="#">SCC-SS31630S820-VGB</a>	12.10	<a href="#">SCC-SS31630R820-VGB</a>	10.67



## 316 STAINLESS STEEL

# CASTERS

Stainless steel casters are perfect for food processing, breweries, hospitals, cleanrooms, and marinas, especially Grade 316. They are commonly used for pharmaceutical tables, medical equipment, hotel food carts, and more. Grade 316, with added molybdenum and nickel, offers superior corrosion resistance, ideal for environments exposed to chlorides, saltwater, and harsh chemicals.



TOP LOCK



RIGID



SWIVEL



TOTAL-LOCK



ORDER NOW

1-800-215-8220



# 316 STAINLESS STEEL

## TOP PLATE CASTERS *Ball Bearing Wheels & Brakes*



Wheel Dia.	Tread Width	Wheel Type	Load Capacity (lbs.)	Overall Height	Side Lock Brake (SLB) Top Lock Brake (TLB)	Total Lock Brake (TTL)	Bolt-on Swivel Lock (BSL)
4"	2"	Thermoplastic Rubber (Donut)	300	5-5/8"	SCC-SS31630S420-TPRBD-TLB	SCC-SSTTL30S420-TPRBD	SCC-SS31630S420-TPRBD-BSL
		Thermoplastic Rubber (Flat)			SCC-SS31630S420-TPRBF-TLB	SCC-SSTTL30S420-TPRBF	SCC-SS31630S420-TPRBF-BSL
		Rubber on Aluminum	400		SCC-SS31630S420-RAB-TLB	SCC-SSTTL30S420-RAB	SCC-SS31630S420-RAB-BSL
		Rubber on Cast Iron			SCC-SS31630S420-RSB-TLB	SCC-SSTTL30S420-RSB	SCC-SS31630S420-RSB-BSL
		Polyolefin	500		SCC-SS31630S420-POB-TLB	SCC-SSTTL30S420-POB	SCC-SS31630S420-POB-BSL
		Polyurethane on Polyolefin	600		SCC-SS31630S420-PPUB-TLB	SCC-SSTTL30S420-PPUB	SCC-SS31630S420-PPUB-BSL
		Nylon	800		SCC-SS31630S420-NYB-TLB	SCC-SSTTL30S420-NYB	SCC-SS31630S420-NYB-BSL
		Polyurethane on Aluminum	700		SCC-SS31630S420-PAB-TLB	SCC-SSTTL30S420-PAB	SCC-SS31630S420-PAB-BSL
		Polyurethane/Steel (Green)			SCC-SS31630S420-PUB-GB-TLB	SCC-SSTTL30S420-PUB-GB	SCC-SS31630S420-PUB-GB-BSL
		Polyurethane/Steel (Red)			SCC-SS31630S420-PUB-RS-TLB	SCC-SSTTL30S420-PUB-RS	SCC-SS31630S420-PUB-RS-BSL
		Solid Polyurethane			SCC-SS31630S420-SPUB-TLB	SCC-SSTTL30S420-SPUB	SCC-SS31630S420-SPUB-BSL
		High Temp Phenolic	800		SCC-SS31630S420-PHBHT-TLB	SCC-SSTTL30S420-PHBHT	SCC-SS31630S420-PHBHT-BSL
		Phenolic			SCC-SS31630S420-PHB-TLB	SCC-SSTTL30S420-PHB	SCC-SS31630S420-PHB-BSL
		Semi Steel V-Groove			SCC-SS31630S420-VGB-TLB	SCC-SSTTL30S420-VGB	SCC-SS31630S420-VGB-BSL
		Semi Steel			1000	SCC-SS31630S420-SSB-TLB	SCC-SSTTL30S420-SSB
		Glass Filled Nylon	1200		SCC-SS31630S420-GFNB-TLB	SCC-SSTTL30S420-GFNB	SCC-SS31630S420-GFNB-BSL
5"	2"	Thermoplastic Rubber (Donut)	350	6-1/2"	SCC-SS31630S520-TPRBD-TLB	SCC-SSTTL30S520-TPRBF	SCC-SS31630S520-TPRBF-BSL
		Thermoplastic Rubber (Flat)			SCC-SS31630S520-TPRBF-TLB	SCC-SSTTL30S520-TPRBD	SCC-SS31630S520-TPRBD-BSL
		Rubber on Cast Iron	400		SCC-SS31630S520-RSB-TLB	SCC-SSTTL30S520-RSB	SCC-SS31630S520-RSB-BSL
		Rubber on Aluminum	500		SCC-SS31630S520-RAB-TLB	SCC-SSTTL30S520-RAB	SCC-SS31630S520-RAB-BSL
		Polyolefin	650		SCC-SS31630S520-POB-TLB	SCC-SSTTL30S520-POB	SCC-SS31630S520-POB-BSL
		Polyurethane on Polyolefin	750		SCC-SS31630S520-PPUB-TLB	SCC-SSTTL30S520-PPUB	SCC-SS31630S520-PPUB-BSL
		Nylon	900		SCC-SS31630S520-NYB-TLB	SCC-SSTTL30S520-NYB	SCC-SS31630S520-NYB-BSL
		Polyurethane on Aluminum	1000		SCC-SS31630S520-PAB-TLB	SCC-SSTTL30S520-PAB	SCC-SS31630S520-PAB-BSL
		High Temp Phenolic			SCC-SS31630S520-PHBHT-TLB	SCC-SSTTL30S520-PHBHT	SCC-SS31630S520-PHBHT-BSL
		Phenolic			SCC-SS31630S520-PHB-TLB	SCC-SSTTL30S520-PHB	SCC-SS31630S520-PHB-BSL
		Polyurethane/Steel (Green)			SCC-SS31630S520-PUB-GB-TLB	SCC-SSTTL30S520-PUB-GB	SCC-SS31630S520-PUB-GB-BSL
		Polyurethane/Steel (Red)	SCC-SS31630S520-PUB-RS-TLB		SCC-SSTTL30S520-PUB-RS	SCC-SS31630S520-PUB-RS-BSL	
		Solid Polyurethane	SCC-SS31630S520-SPUB-TLB		SCC-SSTTL30S520-SPUB	SCC-SS31630S520-SPUB-BSL	
		Semi Steel	SCC-SS31630S520-SSB-TLB		SCC-SSTTL30S520-SSB	SCC-SS31630S520-SSB-BSL	
		Semi Steel V-Groove	SCC-SS31630S520-VGB-TLB		SCC-SSTTL30S520-VGB	SCC-SS31630S520-VGB-BSL	
		Glass Filled Nylon	1250		SCC-SS31630S520-GFNB-TLB	SCC-SSTTL30S520-GFNB	SCC-SS31630S520-GFNB-BSL
6"	2"	Rubber on Cast Iron	450	7-1/2"	SCC-SS31630S620-RSB-TLB	SCC-SSTTL30S620-RSB	SCC-SS31630S620-RSB-BSL
		Thermoplastic Rubber (Donut)	500		SCC-SS31630S620-TPRBD-TLB	SCC-SSTTL30S620-TPRBD	SCC-SS31630S620-TPRBD-BSL
		Thermoplastic Rubber (Flat)			SCC-SS31630S620-TPRBF-TLB	SCC-SSTTL30S620-TPRBF	SCC-SS31630S620-TPRBF-BSL
		Rubber on Aluminum	550		SCC-SS31630S620-RAB-TLB	SCC-SSTTL30S620-RAB	SCC-SS31630S620-RAB-BSL
		Polyolefin	700		SCC-SS31630S620-POB-TLB	SCC-SSTTL30S620-POB	SCC-SS31630S620-POB-BSL
		Polyurethane on Polyolefin	900		SCC-SS31630S620-PPUB-TLB	SCC-SSTTL30S620-PPUB	SCC-SS31630S620-PPUB-BSL
		Polyurethane on Aluminum	1200		SCC-SS31630S620-PAB-TLB	SCC-SSTTL30S620-PAB	SCC-SS31630S620-PAB-BSL
		High Temp Phenolic			SCC-SS31630S620-PHBHT-TLB	SCC-SSTTL30S620-PHBHT	SCC-SS31630S620-PHBHT-BSL
		Phenolic			SCC-SS31630S620-PHB-TLB	SCC-SSTTL30S620-PHB	SCC-SS31630S620-PHB-BSL
		Polyurethane/Steel (Green)			SCC-SS31630S620-PUB-GB-TLB	SCC-SSTTL30S620-PUB-GB	SCC-SS31630S620-PUB-GB-BSL
		Polyurethane/Steel (Red)	SCC-SS31630S620-PUB-RS-TLB		SCC-SSTTL30S620-PUB-RS	SCC-SS31630S620-PUB-RS-BSL	
		Solid Polyurethane	SCC-SS31630S620-SPUB-TLB		SCC-SSTTL30S620-SPUB	SCC-SS31630S620-SPUB-BSL	
		Semi Steel	SCC-SS31630S620-SSB-TLB		SCC-SSTTL30S620-SSB	SCC-SS31630S620-SSB-BSL	
		Semi Steel V-Groove	SCC-SS31630S620-VGB-TLB		SCC-SSTTL30S620-VGB	SCC-SS31630S620-VGB-BSL	
		Glass Filled Nylon	1250		SCC-SS31630S620-GFNB-TLB	SCC-SSTTL30S620-GFNB	SCC-SS31630S620-GFNB-BSL
		Nylon			SCC-SS31630S620-NYB-TLB	SCC-SSTTL30S620-NYB	SCC-SS31630S620-NYB-BSL



LIKE, SHARE & SUBSCRIBE







## TOP PLATE CASTERS *Ball Bearing Wheels & Brakes*

Wheel Dia	Tread Width	Wheel Type	Load Capacity (lbs.)	Overall Height	Side Lock Brake (SLB) Top Lock Brake (TLB)	Total Lock Brake (TTL)	Bolt-on Swivel Lock (BSL)
8"	2"	Rubber on Cast Iron	500	9-1/2"	<a href="#">SCC-SS31630S820-RSB-TLB</a>	<a href="#">SCC-SSTTL30S820-RSB</a>	<a href="#">SCC-SS31630S820-RSB-BSL</a>
		Thermoplastic Rubber (Donut)	600		<a href="#">SCC-SS31630S820-TPRBD-TLB</a>	<a href="#">SCC-SSTTL30S820-TPRBD</a>	<a href="#">SCC-SS31630S820-TPRBD-BSL</a>
		Thermoplastic Rubber (Flat)			<a href="#">SCC-SS31630S820-TPRBF-TLB</a>	<a href="#">SCC-SSTTL30S820-TPRBF</a>	<a href="#">SCC-SS31630S820-TPRBF-BSL</a>
		Rubber on Aluminum	800		<a href="#">SCC-SS31630S820-RAB-TLB</a>	<a href="#">SCC-SSTTL30S820-RAB</a>	<a href="#">SCC-SS31630S820-RAB-BSL</a>
		Polyurethane on Polyolefin			<a href="#">SCC-SS31630S820-PPUB-TLB</a>	<a href="#">SCC-SSTTL30S820-PPUB</a>	<a href="#">SCC-SS31630S820-PPUB-BSL</a>
		Polyolefin	900		<a href="#">SCC-SS31630S820-POB-TLB</a>	<a href="#">SCC-SSTTL30S820-POB</a>	<a href="#">SCC-SS31630S820-POB-BSL</a>
		Solid Polyurethane	1200		<a href="#">SCC-SS31630S820-SPUB-TLB</a>	<a href="#">SCC-SSTTL30S820-SPUB</a>	<a href="#">SCC-SS31630S820-SPUB-BSL</a>
		Glass Filled Nylon	1250		<a href="#">SCC-SS31630S820-GFNB-TLB</a>	<a href="#">SCC-SSTTL30S820-GFNB</a>	<a href="#">SCC-SS31630S820-GFNB-BSL</a>
		Phenolic			<a href="#">SCC-SS31630S820-PHB-TLB</a>	<a href="#">SCC-SSTTL30S820-PHB</a>	<a href="#">SCC-SS31630S820-PHB-BSL</a>
		Polyurethane/Steel (Green)			<a href="#">SCC-SS31630S820-PUB-GB-TLB</a>	<a href="#">SCC-SSTTL30S820-PUB-GB</a>	<a href="#">SCC-SS31630S820-PUB-GB-BSL</a>
		Polyurethane/Steel (Red)			<a href="#">SCC-SS31630S820-PUB-RS-TLB</a>	<a href="#">SCC-SSTTL30S820-PUB-RS</a>	<a href="#">SCC-SS31630S820-PUB-RS-BSL</a>
		High Temp Phenolic			<a href="#">SCC-SS31630S820-PHBHT-TLB</a>	<a href="#">SCC-SSTTL30S820-PHBHT</a>	<a href="#">SCC-SS31630S820-PHBHT-BSL</a>
		Semi Steel			<a href="#">SCC-SS31630S820-SSB-TLB</a>	<a href="#">SCC-SSTTL30S820-SSB</a>	<a href="#">SCC-SS31630S820-SSB-BSL</a>
		Semi Steel V-Groove			<a href="#">SCC-SS31630S820-VGB-TLB</a>	<a href="#">SCC-SSTTL30S820-VGB</a>	<a href="#">SCC-SS31630S820-VGB-BSL</a>
		Polyurethane on Aluminum			<a href="#">SCC-SS31630S820-PAB-TLB</a>	<a href="#">SCC-SSTTL30S820-PAB</a>	<a href="#">SCC-SS31630S820-PAB-BSL</a>
		Nylon			<a href="#">SCC-SS31630S820-NYB-TLB</a>	<a href="#">SCC-SSTTL30S820-NYB</a>	<a href="#">SCC-SS31630S820-NYB-BSL</a>

# SERVICE CASTER, WHY NOT?

## THE SERVICE CASTER ADVANTAGE: EXCELLENCE YOU CAN TRUST

Choose Service Caster for top-quality and expertise. With over 30 years of experience, we offer a wide range of heavy-duty casters, wheels, and custom mobility systems, all made in the USA. Our commitment to excellence ensures durable, reliable products, backed by knowledgeable service and fast shipping. Trust Service Caster to keep your operations running smoothly.



**BUILT TO LAST**



**ENGINEERED FOR  
EXCELLENCE**



**RAPID DELIVERY**



**SATISFACTION  
GUARANTEED**



### Heavy Duty Casters

### Series #35 Casters

#### Applications

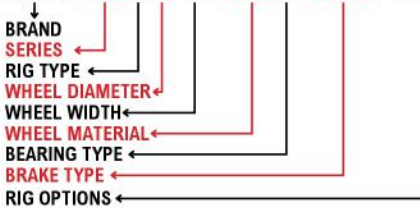
- Platform Trucks
- Dollies
- Hotel Housekeeping Carts
- Industrial Equipment
- Towline Carts
- Freight Terminal Carts

#### Features

- Smooth Rolling
- Secure Ride
- Brake Options

Our part numbers adapt to your needs. Use the diagram below as a reference. For help, contact our [customer service](#) team.

#### SCC-35S420-PHR-SLB-BSL



4" Swivel Phenolic Caster with Side Lock Brake

The Service Caster #35 Series is ideal for dollies, platform trucks, warehouse carts, and other heavy-duty applications. Featuring a large double ball bearing raceway, bright zinc plating, grease fittings, and 3/4" bolted kingpins, these industrial casters offer various options to meet your needs.



### Service Caster Chart Guide

### Build Your Caster

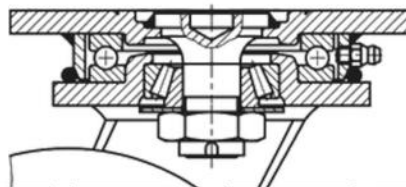
Discover more fastening sizes and wheel options if you can't find what you need. And remember, we're always here to [help!](#)

Series	Mounting	Mounting Size	Bolt Pattern	Rig Type	Brake	Wheel Size	Bearing Type	Wheel Material
35	Top Plate	4-1/2" x 6-1/4"	2-7/16" x 4-15/16" to 3-3/8" x 5-1/4"	Swivel (S)	Side Lock (SLB)	3-1/4" x 2" (3420)	Ball Bearing (B)	Soft Rubber (SR)
				Rigid (R)	Face Contact (FCB)	4" x 2" (420)	Plain Bore (S)	Thermo Plastic Rubber (TPR)
					Bolt-on Swivel Lock (BSL)	5" x 2" (520)	Delrin Bearing (D)	Polyurethane (PPU)
				Weld-on Swivel Lock (WSL)	6" x 2" (620)	Roller Bearing (R)	Phenolic (PH)	
					8" x 2" (820)	Precision Bearing (PB)	Solid Polyurethane (SPU)	
				Bronze Bearing (BZ)	Hard Rubber (HR)			

#### More Options

- BSL** (4 Position Swivel Lock)
- SLB** (Side Lock Brake)
- HT** (High Temp Lubrication)
- WS** (Neoprene Wheel Seal)
- TGM/TGP** (Metal/Plastic Thread Guard)

#### Swivel Head Bearing



#### Wheel Tread



Track Wheels Available



## Series #35 Casters

The Service Caster #35 Series offers many options, featuring a large double ball bearing raceway, bright zinc plating, grease fittings, and 3/4" bolted kingpins. Ideal for dollies, platform trucks, warehouse carts, and heavy-duty applications.

### Choose Your Movement

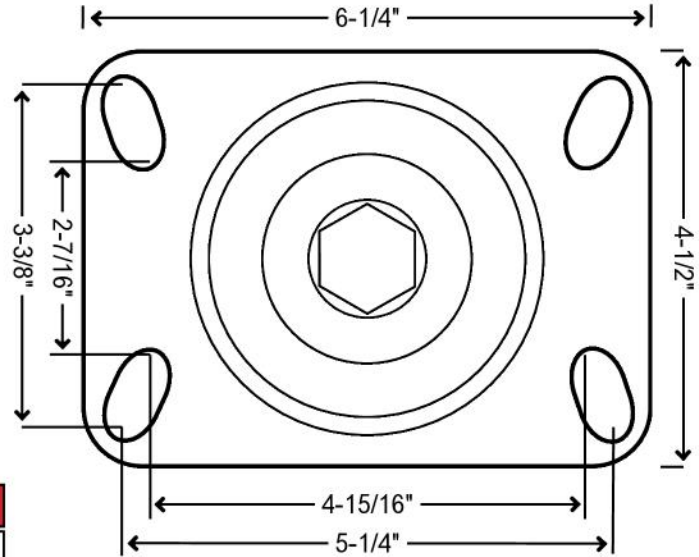
- Rigid and Swivel Available



RIGID



SWIVEL



Standard Plate Size	Bolt Pattern	Bolt Diameter
4-1/2" x 6-1/4" (TP2)	2-7/16"x4-15/16" to 3-3/8"x5-1/4"	1/2"

## Bearing Type(s)

### Roller Bearing

Anti-friction bearing, ideal for manual applications with prevalent shock loading.



### Ball Bearing

Ball bearing provides smooth movement and durability.



### Delrin Bearing

Delrin bearings, maintenance-free, ideal for wash-downs, max 180°F.



### Bronze Bearing

Bronze bearings are durable, corrosion-resistant, and withstand up to 525°F.



## Brake Option(s)

### Side Lock Brake (SLB)

The **side lock brake** on casters securely locks the wheel, ensuring stability and safety.



SCC-35S820-PUR-GB-SLB

### Bolt-on Swivel Lock (BSL)

The **bolt-on swivel lock** secures swivel casters, preventing unwanted movement. Easy to install, it ensures stability.



SCC-35820-TPRBD-BSL

Choose your brake style! The Side Lock Brake (SLB) grips the wheel tight, while the Bolt-On Swivel Lock (BSL) converts your caster to rigid at any 90-degree angle. Use **both** for **ultimate control**, locking both swivel and wheel for total immobility.

# POWERLOCK CASTERS



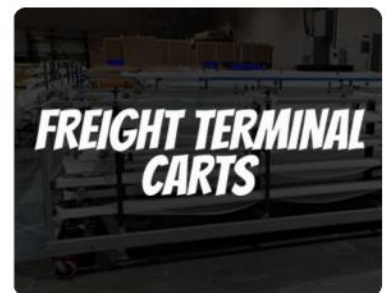



Roller Bearing Wheels

**Roll Smoothly with Roller Bearing Wheels**  
 Upgrade your casters with standard roller bearing wheels for durable, efficient, and reliable performance. Perfect for any application!

## TOP PLATE CASTERS

Wheel Dia	Tread Width	Wheel Type	Load Capacity (lbs.)	Overall Height	Swivel Part Number	Rigid Part Number
4"	2"	Thermoplastic Rubber (Donut)	300	5-5/8"	<a href="#">SCC-35S420-TPRRD</a>	<a href="#">SCC-35R420-TPRRD</a>
		Thermoplastic Rubber (Flat)			<a href="#">SCC-35S420-TPRRF</a>	<a href="#">SCC-35R420-TPRRF</a>
		Rubber on Aluminum			<a href="#">SCC-35S420-RAR</a>	<a href="#">SCC-35R420-RAR</a>
		Rubber on Cast Iron	400		<a href="#">SCC-35S420-RSR</a>	<a href="#">SCC-35R420-RSR</a>
		Polyolefin			<a href="#">SCC-35S420-POR</a>	<a href="#">SCC-35R420-POR</a>
		Polyurethane on Polyolefin			<a href="#">SCC-35S420-PPUR</a>	<a href="#">SCC-35R420-PPUR</a>
		Polyurethane on Aluminum	700		<a href="#">SCC-35S420-PAR</a>	<a href="#">SCC-35R420-PAR</a>
		Polyurethane/Steel (Green)			<a href="#">SCC-35S420-PUR-GB</a>	<a href="#">SCC-35R420-PUR-GB</a>
		Polyurethane/Steel (Red)			<a href="#">SCC-35S420-PUR-RS</a>	<a href="#">SCC-35R420-PUR-RS</a>
		Solid Polyurethane			<a href="#">SCC-35S420-SPUR</a>	<a href="#">SCC-35R420-SPUR</a>
		Nylon			<a href="#">SCC-35S420-NYR</a>	<a href="#">SCC-35R420-NYR</a>
		Phenolic	800		<a href="#">SCC-35S420-PHR</a>	<a href="#">SCC-35R420-PHR</a>
		Semi Steel V-Groove			<a href="#">SCC-35S420-VGR</a>	<a href="#">SCC-35R420-VGR</a>
		Semi Steel			<a href="#">SCC-35S420-SSR</a>	<a href="#">SCC-35R420-SSR</a>
		Glass Filled Nylon	1200		<a href="#">SCC-35S420-GFNR</a>	<a href="#">SCC-35R420-GFNR</a>
5"	2"	Thermoplastic Rubber (Donut)	350	6-1/2"	<a href="#">SCC-35S520-TPRRD</a>	<a href="#">SCC-35R520-TPRRD</a>
		Thermoplastic Rubber (Flat)			<a href="#">SCC-35S520-TPRRF</a>	<a href="#">SCC-35R520-TPRRF</a>
		Rubber on Aluminum			<a href="#">SCC-35S520-RSR</a>	<a href="#">SCC-35R520-RSR</a>
		Rubber on Cast Iron	400		<a href="#">SCC-35S520-RAR</a>	<a href="#">SCC-35R520-RAR</a>
		Polyolefin			<a href="#">SCC-35S520-POR</a>	<a href="#">SCC-35R520-POR</a>
		Polyurethane on Polyolefin			<a href="#">SCC-35S520-PPUR</a>	<a href="#">SCC-35R520-PPUR</a>
		Polyurethane on Aluminum	900		<a href="#">SCC-35S520-NYR</a>	<a href="#">SCC-35R520-NYR</a>
		Polyurethane/Steel (Green)			<a href="#">SCC-35S520-PAR</a>	<a href="#">SCC-35R520-PAR</a>
		Polyurethane/Steel (Red)			<a href="#">SCC-35S520-PHR</a>	<a href="#">SCC-35R520-PHR</a>
		Solid Polyurethane			<a href="#">SCC-35S520-PUR-GB</a>	<a href="#">SCC-35R520-PUR-GB</a>
		Nylon			<a href="#">SCC-35S520-PUR-RS</a>	<a href="#">SCC-35R520-PUR-RS</a>
		Phenolic	1000		<a href="#">SCC-35S520-SPUR</a>	<a href="#">SCC-35R520-SPUR</a>
		Semi Steel V-Groove			<a href="#">SCC-35S520-SSR</a>	<a href="#">SCC-35R520-SSR</a>
		Semi Steel			<a href="#">SCC-35S520-VGR</a>	<a href="#">SCC-35R520-VGR</a>
		Glass Filled Nylon	1500		<a href="#">SCC-35S520-GFNR</a>	<a href="#">SCC-35R520-GFNR</a>
6"	2"	Thermoplastic Rubber (Donut)	450	7-1/2"	<a href="#">SCC-35S620-RSR</a>	<a href="#">SCC-35R620-RSR</a>
		Thermoplastic Rubber (Flat)			<a href="#">SCC-35S620-TPRRD</a>	<a href="#">SCC-35R620-TPRRD</a>
		Rubber on Aluminum			<a href="#">SCC-35S620-TPRRF</a>	<a href="#">SCC-35R620-TPRRF</a>
		Rubber on Cast Iron	550		<a href="#">SCC-35S620-RAR</a>	<a href="#">SCC-35R620-RAR</a>
		Polyolefin			<a href="#">SCC-35S620-POR</a>	<a href="#">SCC-35R620-POR</a>
		Polyurethane on Polyolefin			<a href="#">SCC-35S620-PPUR</a>	<a href="#">SCC-35R620-PPUR</a>
		Polyurethane on Aluminum	900		<a href="#">SCC-35S620-PAR</a>	<a href="#">SCC-35R620-PAR</a>
		Polyurethane/Steel (Green)			<a href="#">SCC-35S620-PHR</a>	<a href="#">SCC-35R620-PHR</a>
		Polyurethane/Steel (Red)			<a href="#">SCC-35S620-PUR-GB</a>	<a href="#">SCC-35R620-PUR-GB</a>
		Solid Polyurethane			<a href="#">SCC-35S620-PUR-RS</a>	<a href="#">SCC-35R620-PUR-RS</a>
		Nylon			<a href="#">SCC-35S620-SPUR</a>	<a href="#">SCC-35R620-SPUR</a>
		Phenolic	1200		<a href="#">SCC-35S620-SSR</a>	<a href="#">SCC-35R620-SSR</a>
		Semi Steel V-Groove			<a href="#">SCC-35S620-VGR</a>	<a href="#">SCC-35R620-VGR</a>
		Semi Steel			<a href="#">SCC-35S620-NYR</a>	<a href="#">SCC-35R620-NYR</a>
		Glass Filled Nylon	1500		<a href="#">SCC-35S620-GFNR</a>	<a href="#">SCC-35R620-GFNR</a>





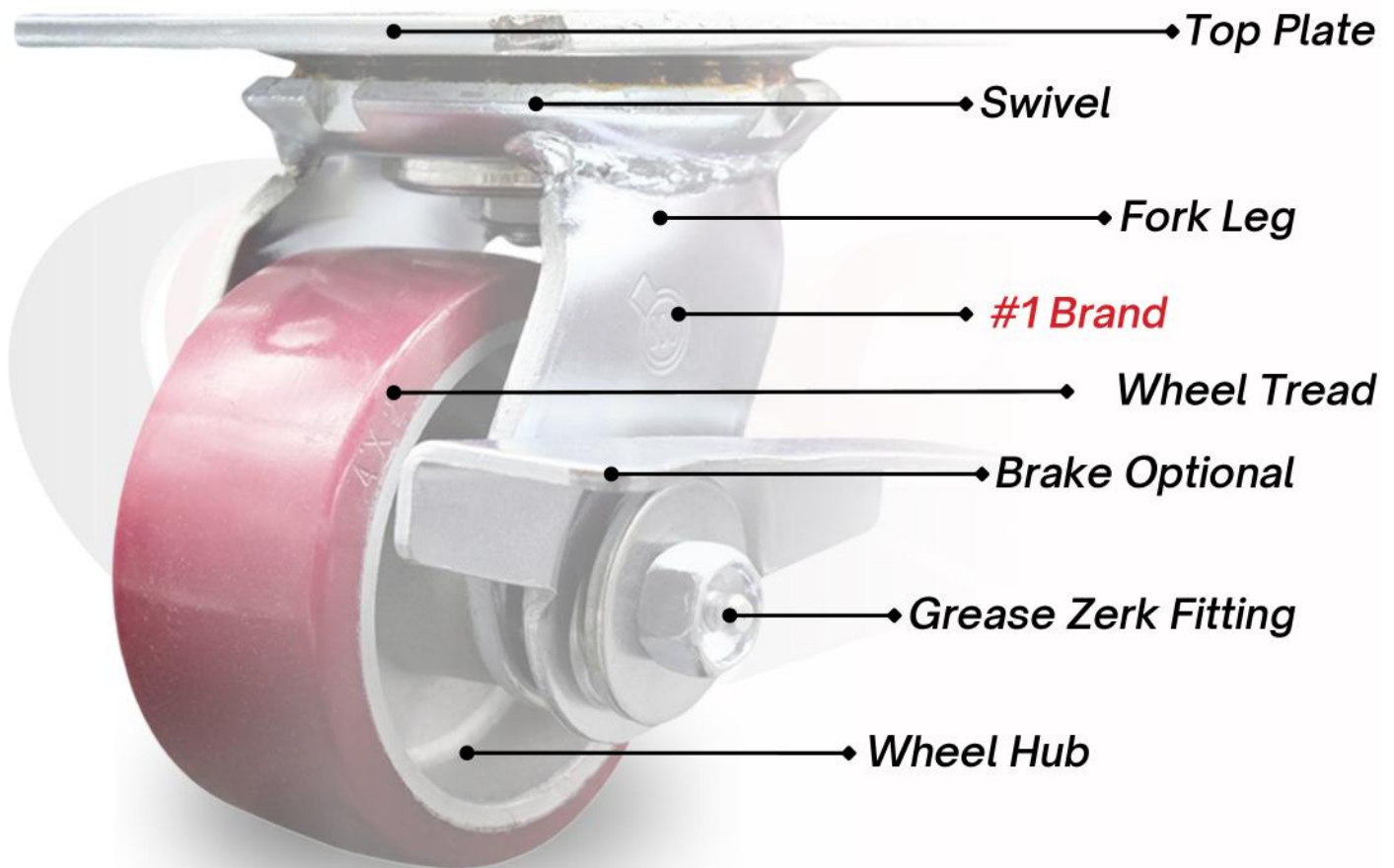


**Capacity up to 1500 lbs.**

**TOP PLATE RIGID CASTERS** *Roller Bearing Wheels*

Wheel Dia.	Tread Width	Wheel Type	Load Capacity (lbs.)	Overall Height	Swivel Part Number	Rigid Part Number
8"	2"	Rubber on Cast Iron	500	9-1/2"	<a href="#">SCC-35S820-RSR</a>	<a href="#">SCC-35R820-PPUR</a>
		Thermoplastic Rubber (Donut)	600		<a href="#">SCC-35S820-TPRRD</a>	<a href="#">SCC-35R820-RSR</a>
		Thermoplastic Rubber (Flat)			<a href="#">SCC-35S820-TPRRF</a>	<a href="#">SCC-35R820-RAR</a>
		Rubber on Aluminum			<a href="#">SCC-35S820-RAR</a>	<a href="#">SCC-35R820-POR</a>
		Polyolefin	900		<a href="#">SCC-35S820-POR</a>	<a href="#">SCC-35R820-SPUR</a>
		Polyurethane on Polyolefin	1000		<a href="#">SCC-35S820-PPUR</a>	<a href="#">SCC-35R820-NYR</a>
		Solid Polyurethane	1200		<a href="#">SCC-35S820-SPUR</a>	<a href="#">SCC-35R820-PUR-RS</a>
		Polyurethane on Aluminum	1250		<a href="#">SCC-35S820-PAR</a>	<a href="#">SCC-35R820-PAR</a>
		Polyurethane/Steel (Green)			<a href="#">SCC-35S820-PUR-GB</a>	<a href="#">SCC-35R820-PHR</a>
		Polyurethane/Steel (Red)			<a href="#">SCC-35S820-PUR-RS</a>	<a href="#">SCC-35R820-PUR-GB</a>
		Nylon			<a href="#">SCC-35S820-NYR</a>	<a href="#">SCC-35R820-SSR</a>
		Phenolic			<a href="#">SCC-35S820-PHR</a>	<a href="#">SCC-35R820-PHR</a>
		Semi Steel V-Groove			<a href="#">SCC-35S820-VGR</a>	<a href="#">SCC-35R820-VGR</a>
		Semi Steel			<a href="#">SCC-35S820-SSR</a>	<a href="#">SCC-35R820-GFNR</a>
Glass Filled Nylon	1500	<a href="#">SCC-35S820-GFNR</a>	<a href="#">SCC-35R820-RSR</a>			

***Caster Anatomy: Understanding the Basics***



A caster comprises three main parts: the **wheel**, the mounting frame (or **fork/yoke**), and the **swivel** mechanism. The wheel enables movement, the frame provides support, and the swivel mechanism allows for multidirectional maneuverability. There are numerous options available, including wheel brakes and more, making casters essential for flexible and easy movement in various applications.





## TOP PLATE CASTERS *with Brakes & Roller Bearings*

Wheel Dia.	Tread Width	Wheel Type	Load Capacity (lbs.)	Overall Height	Side Lock Brake (SLB)	Bolt-on Swivel Lock (BSL)
4"	2"	Thermoplastic Rubber (Donut)	300	5-5/8"	<a href="#">SCC-35S420-TPRRD-SLB</a>	<a href="#">SCC-35S420-TPRRD-BSL</a>
		Thermoplastic Rubber (Flat)			<a href="#">SCC-35S420-TPRRF-SLB</a>	<a href="#">SCC-35S420-TPRRF-BSL</a>
		Rubber on Aluminum	400		<a href="#">SCC-35S420-RAR-SLB</a>	<a href="#">SCC-35S420-RAR-BSL</a>
		Rubber on Cast Iron			<a href="#">SCC-35S420-RSR-SLB</a>	<a href="#">SCC-35S420-RSR-BSL</a>
		Polyolefin	500		<a href="#">SCC-35S420-POR-SLB</a>	<a href="#">SCC-35S420-POR-BSL</a>
		Polyurethane on Polyolefin	600		<a href="#">SCC-35S420-PPUR-SLB</a>	<a href="#">SCC-35S420-PPUR-BSL</a>
		Polyurethane on Aluminum	700		<a href="#">SCC-35S420-PAR-SLB</a>	<a href="#">SCC-35S420-PAR-BSL</a>
		Polyurethane/Steel (Green)			<a href="#">SCC-35S420-PUR-GB-SLB</a>	<a href="#">SCC-35S420-PUR-GB-BSL</a>
		Polyurethane/Steel (Red)			<a href="#">SCC-35S420-PUR-RS-SLB</a>	<a href="#">SCC-35S420-PUR-RS-BSL</a>
		Solid Polyurethane			<a href="#">SCC-35S420-SPUR-SLB</a>	<a href="#">SCC-35S420-SPUR-BSL</a>
		Nylon	800		<a href="#">SCC-35S420-NYR-SLB</a>	<a href="#">SCC-35S420-NYR-BSL</a>
		Phenolic			<a href="#">SCC-35S420-PHR-SLB</a>	<a href="#">SCC-35S420-PHR-BSL</a>
		Semi Steel V-Groove			<a href="#">SCC-35S420-VGR-SLB</a>	<a href="#">SCC-35S420-VGR-BSL</a>
		Semi Steel			<a href="#">SCC-35S420-SSR-SLB</a>	<a href="#">SCC-35S420-SSR-BSL</a>
Glass Filled Nylon	1200	<a href="#">SCC-35S420-GFNR-SLB</a>	<a href="#">SCC-35S420-GFNR-BSL</a>			
5"	2"	Thermoplastic Rubber (Donut)	350	6-1/2"	<a href="#">SCC-35S520-TPRRD-SLB</a>	<a href="#">SCC-35S520-TPRRD-BSL</a>
		Thermoplastic Rubber (Flat)			<a href="#">SCC-35S520-TPRRF-SLB</a>	<a href="#">SCC-35S520-TPRRF-BSL</a>
		Rubber on Aluminum	400		<a href="#">SCC-35S520-RSR-SLB</a>	<a href="#">SCC-35S520-RSR-BSL</a>
		Rubber on Cast Iron	500		<a href="#">SCC-35S520-RAR-SLB</a>	<a href="#">SCC-35S520-RAR-BSL</a>
		Polyolefin	650		<a href="#">SCC-35S520-POR-SLB</a>	<a href="#">SCC-35S520-POR-BSL</a>
		Polyurethane on Polyolefin	750		<a href="#">SCC-35S520-PPUR-SLB</a>	<a href="#">SCC-35S520-PPUR-BSL</a>
		Polyurethane on Aluminum	900		<a href="#">SCC-35S520-NYR-SLB</a>	<a href="#">SCC-35S520-NYR-BSL</a>
		Polyurethane/Steel (Green)			<a href="#">SCC-35S520-PAR-SLB</a>	<a href="#">SCC-35S520-PAR-BSL</a>
		Polyurethane/Steel (Red)	1000		<a href="#">SCC-35S520-PHR-SLB</a>	<a href="#">SCC-35S520-PHR-BSL</a>
		Solid Polyurethane	1000		<a href="#">SCC-35S520-PUR-GB-SLB</a>	<a href="#">SCC-35S520-PUR-GB-BSL</a>
		Nylon			<a href="#">SCC-35S520-PUR-RS-SLB</a>	<a href="#">SCC-35S520-PUR-RS-BSL</a>
		Phenolic	1000		<a href="#">SCC-35S520-SPUR-SLB</a>	<a href="#">SCC-35S520-SPUR-BSL</a>
		Semi Steel V-Groove			<a href="#">SCC-35S520-SSR-SLB</a>	<a href="#">SCC-35S520-SSR-BSL</a>
		Semi Steel	1100		<a href="#">SCC-35S520-VGR-SLB</a>	<a href="#">SCC-35S520-VGR-BSL</a>
Glass Filled Nylon	1500	<a href="#">SCC-35S520-GFNR-SLB</a>	<a href="#">SCC-35S520-GFNR-BSL</a>			
6"	2"	Thermoplastic Rubber (Donut)	450	7-1/2"	<a href="#">SCC-35S620-RSR-SLB</a>	<a href="#">SCC-35S620-RSR-BSL</a>
		Thermoplastic Rubber (Flat)	500		<a href="#">SCC-35S620-TPRRD-SLB</a>	<a href="#">SCC-35S620-TPRRD-BSL</a>
		Rubber on Aluminum	550		<a href="#">SCC-35S620-TPRRF-SLB</a>	<a href="#">SCC-35S620-TPRRF-BSL</a>
		Rubber on Cast Iron			<a href="#">SCC-35S620-RAR-SLB</a>	<a href="#">SCC-35S620-RAR-BSL</a>
		Polyolefin	700		<a href="#">SCC-35S620-POR-SLB</a>	<a href="#">SCC-35S620-POR-BSL</a>
		Polyurethane on Polyolefin	900		<a href="#">SCC-35S620-PPUR-SLB</a>	<a href="#">SCC-35S620-PPUR-BSL</a>
		Polyurethane on Aluminum	1200		<a href="#">SCC-35S620-PAR-SLB</a>	<a href="#">SCC-35S620-PAR-BSL</a>
		Polyurethane/Steel (Green)			<a href="#">SCC-35S620-PHR-SLB</a>	<a href="#">SCC-35S620-PHR-BSL</a>
		Polyurethane/Steel (Red)			<a href="#">SCC-35S620-PUR-GB-SLB</a>	<a href="#">SCC-35S620-PUR-GB-BSL</a>
		Solid Polyurethane			<a href="#">SCC-35S620-PUR-RS-SLB</a>	<a href="#">SCC-35S620-PUR-RS-BSL</a>
		Nylon	1250		<a href="#">SCC-35S620-SPUR-SLB</a>	<a href="#">SCC-35S620-SPUR-BSL</a>
		Phenolic			<a href="#">SCC-35S620-SSR-SLB</a>	<a href="#">SCC-35S620-SSR-BSL</a>
		Semi Steel V-Groove	1250		<a href="#">SCC-35S620-VGR-SLB</a>	<a href="#">SCC-35S620-VGR-BSL</a>
		Semi Steel			<a href="#">SCC-35S620-NYR-SLB</a>	<a href="#">SCC-35S620-NYR-BSL</a>
Glass Filled Nylon	1500	<a href="#">SCC-35S620-GFNR-SLB</a>	<a href="#">SCC-35S620-GFNR-BSL</a>			

### Side Lock Brake (SLB)

The side lock brake on casters securely locks the wheel, ensuring stability and safety.



[SCC-35S820-PUR-GB-SLB](#)

## POWERLOCK CASTERS

Choose your brake style! The Side Lock Brake (SLB) grips tight, and the Bolt-On Swivel Lock (BSL) locks at 90 degrees. Combine both for ultimate control and immobility.

### Bolt-on Swivel Lock (BSL)

The bolt-on swivel lock secures swivel casters, preventing unwanted movement. Easy to install, it ensures stability.





**Capacity up to 1500 lbs.**



**TOP PLATE CASTERS** with Brakes & Roller Bearings

Wheel Dia.	Tread Width	Wheel Type	Load Capacity (lbs.)	Overall Height	Side Lock Brake (SLB)	Bolt-on Swivel Lock (BSL)
8"	2"	Rubber on Cast Iron	500	9-1/2"	<a href="#">SCC-35S820-RSR-SLB</a>	<a href="#">SCC-35S820-RSR-BSL</a>
		Thermoplastic Rubber (Donut)	600		<a href="#">SCC-35S820-RAR-SLB</a>	<a href="#">SCC-35S820-RAR-BSL</a>
		Thermoplastic Rubber (Flat)			<a href="#">SCC-35S820-POR-SLB</a>	<a href="#">SCC-35S820-POR-BSL</a>
		Rubber on Aluminum			<a href="#">SCC-35S820-PPUR-SLB</a>	<a href="#">SCC-35S820-PPUR-BSL</a>
		Polyolefin	900		<a href="#">SCC-35S820-SPUR-SLB</a>	<a href="#">SCC-35S820-SPUR-BSL</a>
		Polyurethane on Polyolefin	1000		<a href="#">SCC-35S820-NYR-SLB</a>	<a href="#">SCC-35S820-NYR-BSL</a>
		Solid Polyurethane	1200		<a href="#">SCC-35S820-PAR-SLB</a>	<a href="#">SCC-35S820-PAR-BSL</a>
		Polyurethane on Aluminum	1250		<a href="#">SCC-35S820-PHR-SLB</a>	<a href="#">SCC-35S820-PHR-BSL</a>
		Polyurethane/Steel (Green)			<a href="#">SCC-35S820-PUR-GB-SLB</a>	<a href="#">SCC-35S820-PUR-GB-BSL</a>
		Polyurethane/Steel (Red)			<a href="#">SCC-35S820-PUR-RS-SLB</a>	<a href="#">SCC-35S820-PUR-RS-BSL</a>
		Nylon			<a href="#">SCC-35S820-SSR-SLB</a>	<a href="#">SCC-35S820-SSR-BSL</a>
		Phenolic			<a href="#">SCC-35S820-GFNR-SLB</a>	<a href="#">SCC-35S820-GFNR-BSL</a>
		Semi Steel V-Groove			<a href="#">SCC-35S820-VGR-SLB</a>	<a href="#">SCC-35S820-VGR-BSL</a>
		Semi Steel	1500		<a href="#">SCC-35S820-SSR-SLB</a>	<a href="#">SCC-35S820-SSR-BSL</a>
Glass Filled Nylon	<a href="#">SCC-35S820-GFNR-SLB</a>	<a href="#">SCC-35S820-GFNR-BSL</a>				

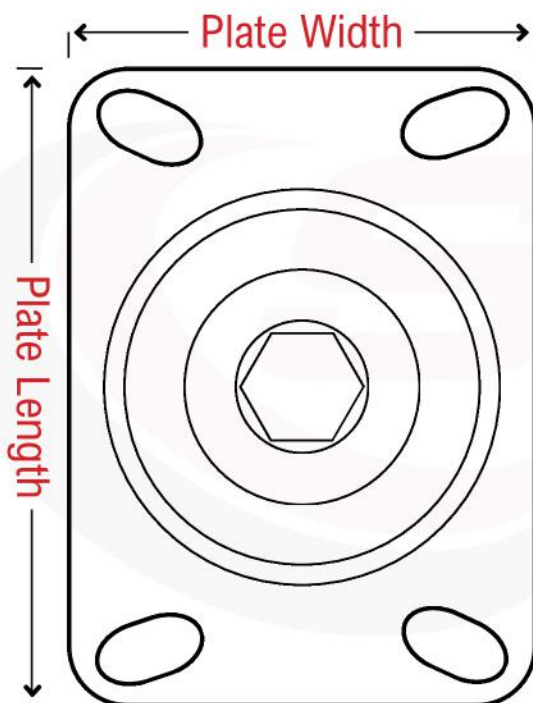
# Get the Perfect Fit:

*Measuring Your Caster Plate*

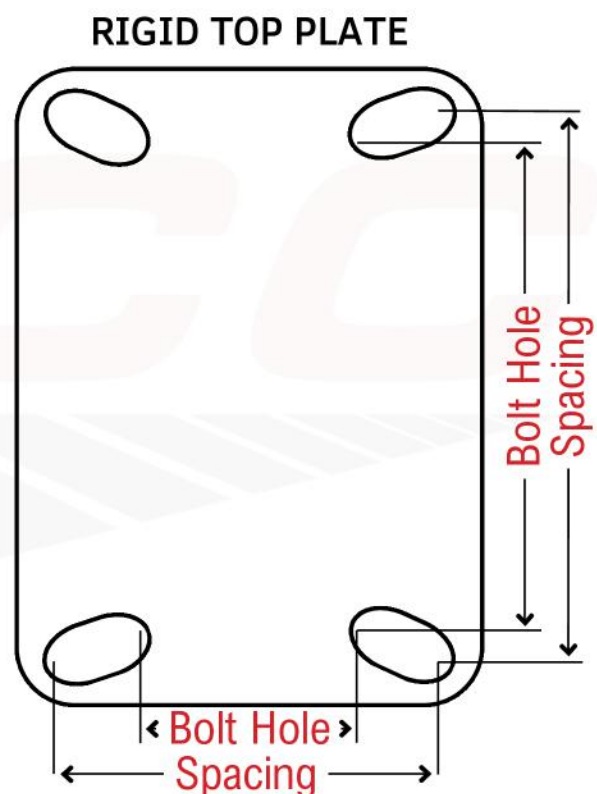
Size matters when it comes to caster plates. Follow these steps to get the right size:

- 1. Plate Length:** Measure the length of the caster plate.
- 2. Plate Width:** Measure the width of the caster plate.
- 3. Bolt Hole Spacing:** Measure the distance between bolt hole centers.

Ensure a perfect fit for better stability and performance!



**SWIVEL TOP PLATE**



**RIGID TOP PLATE**





### The Benefits of Ball Bearings in Caster Wheels

Ball bearings in caster wheels provide smoother, quieter operation and increased durability. They reduce friction, allowing for easier movement and greater load capacity, making them ideal for heavy-duty applications.

## TOP PLATE RIGID CASTERS *Ball Bearing Wheels*

Wheel Dia.	Tread Width	Wheel Type	Load Capacity (lbs.)	Overall Height	Swivel Part Number	Rigid Part Number
4"	2"	Thermoplastic Rubber (Donut)	300	5-5/8"	<a href="#">SCC-35S420-TPRBD</a>	<a href="#">SCC-35R420-TPRBD</a>
		Thermoplastic Rubber (Flat)			<a href="#">SCC-35S420-TPRBF</a>	<a href="#">SCC-35R420-TPRBF</a>
		Rubber on Aluminum	400		<a href="#">SCC-35S420-RAB</a>	<a href="#">SCC-35R420-RAB</a>
		Rubber on Cast Iron			<a href="#">SCC-35S420-RSB</a>	<a href="#">SCC-35R420-RSB</a>
		Polyolefin	500		<a href="#">SCC-35S420-POB</a>	<a href="#">SCC-35R420-POB</a>
		Polyurethane on Polyolefin	600		<a href="#">SCC-35S420-PPUB</a>	<a href="#">SCC-35R420-PPUB</a>
		Polyurethane on Aluminum	700		<a href="#">SCC-35S420-PAB</a>	<a href="#">SCC-35R420-PAB</a>
		Polyurethane/Steel (Green)			<a href="#">SCC-35S420-PUB-GB</a>	<a href="#">SCC-35R420-PUB-GB</a>
		Polyurethane/Steel (Red)			<a href="#">SCC-35S420-PUB-RS</a>	<a href="#">SCC-35R420-PUR-RS</a>
		Solid Polyurethane			<a href="#">SCC-35S420-SPUB</a>	<a href="#">SCC-35R420-SPUR</a>
		Nylon	800		<a href="#">SCC-35S420-NYB</a>	<a href="#">SCC-35R420-NYR</a>
		Phenolic			<a href="#">SCC-35S420-PHB</a>	<a href="#">SCC-35R420-PHR</a>
		Semi Steel V-Groove			<a href="#">SCC-35S420-VGB</a>	<a href="#">SCC-35R420-VGR</a>
		Semi Steel	1000		<a href="#">SCC-35S420-SSB</a>	<a href="#">SCC-35R420-SSR</a>
Glass Filled Nylon	1200	<a href="#">SCC-35S420-GFNB</a>	<a href="#">SCC-35R420-GFNR</a>			
5"	2"	Thermoplastic Rubber (Donut)	350	6-1/2"	<a href="#">SCC-35S520-TPRBD</a>	<a href="#">SCC-35R520-TPRRD</a>
		Thermoplastic Rubber (Flat)			<a href="#">SCC-35S520-TPRBF</a>	<a href="#">SCC-35R520-TPRRF</a>
		Rubber on Aluminum	400		<a href="#">SCC-35S520-RSB</a>	<a href="#">SCC-35R520-RSR</a>
		Rubber on Cast Iron	500		<a href="#">SCC-35S520-RAB</a>	<a href="#">SCC-35R520-RAR</a>
		Polyolefin	650		<a href="#">SCC-35S520-POB</a>	<a href="#">SCC-35R520-POR</a>
		Polyurethane on Polyolefin	750		<a href="#">SCC-35S520-PPUB</a>	<a href="#">SCC-35R520-PPUR</a>
		Polyurethane on Aluminum	900		<a href="#">SCC-35S520-NYB</a>	<a href="#">SCC-35R520-NYR</a>
		Polyurethane/Steel (Green)			<a href="#">SCC-35S520-PAB</a>	<a href="#">SCC-35R520-PAR</a>
		Polyurethane/Steel (Red)			<a href="#">SCC-35S520-PHB</a>	<a href="#">SCC-35R520-PHR</a>
		Solid Polyurethane			<a href="#">SCC-35S520-PUB-GB</a>	<a href="#">SCC-35R520-PUR-GB</a>
		Nylon	1000		<a href="#">SCC-35S520-PUB-RS</a>	<a href="#">SCC-35R520-PUR-RS</a>
		Phenolic			<a href="#">SCC-35S520-SPUB</a>	<a href="#">SCC-35R520-SPUR</a>
		Semi Steel V-Groove			<a href="#">SCC-35S520-SSB</a>	<a href="#">SCC-35R520-SSR</a>
		Semi Steel	1100		<a href="#">SCC-35S520-VGB</a>	<a href="#">SCC-35R520-VGR</a>
Glass Filled Nylon	1500	<a href="#">SCC-35S520-GFNB</a>	<a href="#">SCC-35R520-GFNR</a>			
6"	2"	Thermoplastic Rubber (Donut)	450	7-1/2"	<a href="#">SCC-35S620-RSB</a>	<a href="#">SCC-35R620-RSR</a>
		Thermoplastic Rubber (Flat)	500		<a href="#">SCC-35S620-TPRBD</a>	<a href="#">SCC-35R620-TPRRD</a>
		Rubber on Aluminum			<a href="#">SCC-35S620-TPRBF</a>	<a href="#">SCC-35R620-TPRRF</a>
		Rubber on Cast Iron	550		<a href="#">SCC-35S620-RAB</a>	<a href="#">SCC-35R620-RAR</a>
		Polyolefin	700		<a href="#">SCC-35S620-POB</a>	<a href="#">SCC-35R620-POR</a>
		Polyurethane on Polyolefin	900		<a href="#">SCC-35S620-PPUB</a>	<a href="#">SCC-35R620-PPUR</a>
		Polyurethane on Aluminum	1200		<a href="#">SCC-35S620-PAB</a>	<a href="#">SCC-35R620-PAR</a>
		Polyurethane/Steel (Green)			<a href="#">SCC-35S620-PHB</a>	<a href="#">SCC-35R620-PHR</a>
		Polyurethane/Steel (Red)			<a href="#">SCC-35S620-PUB-GB</a>	<a href="#">SCC-35R620-PUR-GB</a>
		Solid Polyurethane			<a href="#">SCC-35S620-PUB-RS</a>	<a href="#">SCC-35R620-PUR-RS</a>
		Nylon	1250		<a href="#">SCC-35S620-SPUB</a>	<a href="#">SCC-35R620-SPUR</a>
		Phenolic			<a href="#">SCC-35S620-SSB</a>	<a href="#">SCC-35R620-SSR</a>
		Semi Steel V-Groove			<a href="#">SCC-35S620-VGB</a>	<a href="#">SCC-35R620-VGR</a>
		Semi Steel	1250		<a href="#">SCC-35S620-NYB</a>	<a href="#">SCC-35R620-NYR</a>
Glass Filled Nylon	1500	<a href="#">SCC-35S620-GFNB</a>	<a href="#">SCC-35R620-GFNR</a>			

**Construction**

**Capacities**

**APPLICATIONS**

## Why Choose Heavy-Duty Casters?

- **Robust Construction:** Reinforced steel and durable materials for longevity.
- **High Load Capacities:** Supports weights from hundreds to thousands of pounds.
- **Versatile Applications:** Ideal for industrial and commercial use.





**TOP PLATE RIGID CASTERS** *Ball Bearing Wheels*

Wheel Dia.	Tread Width	Wheel Type	Load Capacity (lbs.)	Overall Height	Ball Bearing	Roller Bearing
8"	2"	Rubber on Cast Iron	500	9-1/2"	<a href="#">SCC-35S820-RSB</a>	<a href="#">SCC-35R820-RSB</a>
		Thermoplastic Rubber (Donut)	600		<a href="#">SCC-35S820-TPRBD</a>	<a href="#">SCC-35R820-TPRBD</a>
		Thermoplastic Rubber (Flat)			<a href="#">SCC-35S820-TPRBF</a>	<a href="#">SCC-35R820-TPRBF</a>
		Rubber on Aluminum			<a href="#">SCC-35S820-RAB</a>	<a href="#">SCC-35R820-RAB</a>
		Polyolefin	900		<a href="#">SCC-35S820-POB</a>	<a href="#">SCC-35R820-POB</a>
		Polyurethane on Polyolefin	1000		<a href="#">SCC-35S820-PPUB</a>	<a href="#">SCC-35R820-PPUB</a>
		Solid Polyurethane	1200		<a href="#">SCC-35S820-SPUB</a>	<a href="#">SCC-35R820-SPUB</a>
		Polyurethane on Aluminum	1250		<a href="#">SCC-35S820-PAB</a>	<a href="#">SCC-35R820-PAB</a>
		Polyurethane/Steel (Green)			<a href="#">SCC-35S820-PUB-GB</a>	<a href="#">SCC-35R820-PUB-GB</a>
		Polyurethane/Steel (Red)			<a href="#">SCC-35S820-PUB-RS</a>	<a href="#">SCC-35R820-PUB-RS</a>
		Nylon			<a href="#">SCC-35S820-NYB</a>	<a href="#">SCC-35R820-NYB</a>
		Phenolic			<a href="#">SCC-35S820-PHB</a>	<a href="#">SCC-35R820-PHB</a>
		Semi Steel V-Groove			<a href="#">SCC-35S820-VGB</a>	<a href="#">SCC-35R820-VGB</a>
		Semi Steel	1500		<a href="#">SCC-35S820-SSB</a>	<a href="#">SCC-35R820-SSB</a>
		Glass Filled Nylon			<a href="#">SCC-35S820-GFNB</a>	<a href="#">SCC-35R820-GFNB</a>

**Protect Your Casters from Damage**



• **Mounting Plate:** The mounting plate attaches the caster to the equipment. Keep it clean and check for any loose screws or bolts. Tighten them as needed to ensure a secure fit.

• **Axle:** The axle holds the wheel in place. Ensure it is free of dirt and debris, and inspect for any signs of damage. Clean with a soft brush and lubricate if necessary.

• **Wheel:** The wheel is the primary component that makes contact with the ground. Clean it regularly to remove dirt and debris that can cause wear and tear. Use a damp cloth and mild detergent for cleaning.

• **Bearing:** The bearing allows the wheel to rotate smoothly. Check for signs of rust or corrosion and apply lubricant as needed to keep it functioning properly.







## TOP PLATE CASTERS *with Brakes & Ball Bearings*

Wheel Dia.	Tread Width	Wheel Type	Load Capacity (lbs.)	Overall Height	Side Lock Brake (SLB)	Bolt-on Swivel Lock (BSL)
4"	2"	Thermoplastic Rubber (Donut)	300	5-5/8"	<a href="#">SCC-35S420-TPRBD-SLB</a>	<a href="#">SCC-35S420-TPRBD-BSL</a>
		Thermoplastic Rubber (Flat)			<a href="#">SCC-35S420-TPRBF-SLB</a>	<a href="#">SCC-35S420-TPRBF-BSL</a>
		Rubber on Aluminum	400		<a href="#">SCC-35S420-RAB-SLB</a>	<a href="#">SCC-35S420-RAB-BSL</a>
		Rubber on Cast Iron			<a href="#">SCC-35S420-RSB-SLB</a>	<a href="#">SCC-35S420-RSB-BSL</a>
		Polyolefin	500		<a href="#">SCC-35S420-POB-SLB</a>	<a href="#">SCC-35S420-POB-BSL</a>
		Polyurethane on Polyolefin	600		<a href="#">SCC-35S420-PPUB-SLB</a>	<a href="#">SCC-35S420-PPUB-BSL</a>
		Polyurethane on Aluminum	700		<a href="#">SCC-35S420-PAB-SLB</a>	<a href="#">SCC-35S420-PAB-BSL</a>
		Polyurethane/Steel (Green)			<a href="#">SCC-35S420-PUB-GB-SLB</a>	<a href="#">SCC-35S420-PUB-GB-BSL</a>
		Polyurethane/Steel (Red)			<a href="#">SCC-35S420-PUB-RS-SLB</a>	<a href="#">SCC-35S420-PUB-RS-BSL</a>
		Solid Polyurethane			<a href="#">SCC-35S420-SPUB-SLB</a>	<a href="#">SCC-35S420-SPUB-BSL</a>
		Nylon	800		<a href="#">SCC-35S420-PHB-SLB</a>	<a href="#">SCC-35S420-PHB-BSL</a>
		Phenolic			<a href="#">SCC-35S420-NYB-SLB</a>	<a href="#">SCC-35S420-NYB-BSL</a>
		Semi Steel V-Groove	1000		<a href="#">SCC-35S420-VGB-SLB</a>	<a href="#">SCC-35S420-VGB-BSL</a>
		Semi Steel			<a href="#">SCC-35S420-SSB-SLB</a>	<a href="#">SCC-35S420-SSB-BSL</a>
Glass Filled Nylon	1200	<a href="#">SCC-35S420-GFNB-SLB</a>	<a href="#">SCC-35S420-GFNB-BSL</a>			
5"	2"	Thermoplastic Rubber (Donut)	350	6-1/2"	<a href="#">SCC-35S520-TPRBD-SLB</a>	<a href="#">SCC-35S520-TPRBD-BSL</a>
		Thermoplastic Rubber (Flat)			<a href="#">SCC-35S520-TPRBF-SLB</a>	<a href="#">SCC-35S520-TPRBF-BSL</a>
		Rubber on Aluminum	400		<a href="#">SCC-35S520-RSB-SLB</a>	<a href="#">SCC-35S520-RSB-BSL</a>
		Rubber on Cast Iron	500		<a href="#">SCC-35S520-RAB-SLB</a>	<a href="#">SCC-35S520-RAB-BSL</a>
		Polyolefin	650		<a href="#">SCC-35S520-POB-SLB</a>	<a href="#">SCC-35S520-POB-BSL</a>
		Polyurethane on Polyolefin	750		<a href="#">SCC-35S520-PPUB-SLB</a>	<a href="#">SCC-35S520-PPUB-BSL</a>
		Polyurethane on Aluminum	900		<a href="#">SCC-35S520-NYB-SLB</a>	<a href="#">SCC-35S520-NYB-BSL</a>
		Polyurethane/Steel (Green)			<a href="#">SCC-35S520-PAB-SLB</a>	<a href="#">SCC-35S520-PAB-BSL</a>
		Polyurethane/Steel (Red)	1000		<a href="#">SCC-35S520-PHB-SLB</a>	<a href="#">SCC-35S520-PHB-BSL</a>
		Solid Polyurethane	1000		<a href="#">SCC-35S520-PUB-GB-SLB</a>	<a href="#">SCC-35S520-PUB-GB-BSL</a>
		Nylon			<a href="#">SCC-35S520-PUB-RS-SLB</a>	<a href="#">SCC-35S520-PUB-RS-BSL</a>
		Phenolic	1000		<a href="#">SCC-35S520-SPUB-SLB</a>	<a href="#">SCC-35S520-SPUB-BSL</a>
		Semi Steel V-Groove			<a href="#">SCC-35S520-SSB-SLB</a>	<a href="#">SCC-35S520-SSB-BSL</a>
		Semi Steel	1100		<a href="#">SCC-35S520-VGB-SLB</a>	<a href="#">SCC-35S520-VGB-BSL</a>
Glass Filled Nylon	1500	<a href="#">SCC-35S520-GFNB-SLB</a>	<a href="#">SCC-35S520-GFNB-BSL</a>			
6"	2"	Thermoplastic Rubber (Donut)	450	7-1/2"	<a href="#">SCC-35S620-RSB-SLB</a>	<a href="#">SCC-35S620-RSB-BSL</a>
		Thermoplastic Rubber (Flat)			<a href="#">SCC-35S620-TPRBD-SLB</a>	<a href="#">SCC-35S620-TPRBD-BSL</a>
		Rubber on Aluminum	500		<a href="#">SCC-35S620-TPRBF-SLB</a>	<a href="#">SCC-35S620-TPRBF-BSL</a>
		Rubber on Cast Iron	550		<a href="#">SCC-35S620-RAB-SLB</a>	<a href="#">SCC-35S620-RAB-BSL</a>
		Polyolefin	700		<a href="#">SCC-35S620-POB-SLB</a>	<a href="#">SCC-35S620-POB-BSL</a>
		Polyurethane on Polyolefin	900		<a href="#">SCC-35S620-PPUB-SLB</a>	<a href="#">SCC-35S620-PPUB-BSL</a>
		Polyurethane on Aluminum	1200		<a href="#">SCC-35S620-PAB-SLB</a>	<a href="#">SCC-35S620-PAB-BSL</a>
		Polyurethane/Steel (Green)			<a href="#">SCC-35S620-PHB-SLB</a>	<a href="#">SCC-35S620-PHB-BSL</a>
		Polyurethane/Steel (Red)			<a href="#">SCC-35S620-PUB-GB-SLB</a>	<a href="#">SCC-35S620-PUB-GB-BSL</a>
		Solid Polyurethane			<a href="#">SCC-35S620-PUB-RS-SLB</a>	<a href="#">SCC-35S620-PUB-RS-BSL</a>
		Nylon	1250		<a href="#">SCC-35S620-SPUB-SLB</a>	<a href="#">SCC-35S620-SPUB-BSL</a>
		Phenolic			<a href="#">SCC-35S620-SSB-SLB</a>	<a href="#">SCC-35S620-SSB-BSL</a>
		Semi Steel V-Groove	1250		<a href="#">SCC-35S620-VGB-SLB</a>	<a href="#">SCC-35S620-VGB-BSL</a>
		Semi Steel			<a href="#">SCC-35S620-NYB-SLB</a>	<a href="#">SCC-35S620-NYB-BSL</a>
Glass Filled Nylon	1500	<a href="#">SCC-35S620-GFNB-SLB</a>	<a href="#">SCC-35S620-GFNB-BSL</a>			





**Capacity up to 1500 lbs.**



**TOP PLATE CASTERS** *with Brakes & Roller Bearings*

Wheel Dia.	Tread Width	Wheel Type	Load Capacity (lbs.)	Overall Height	Side Lock Brake (SLB)	Bolt-on Swivel Lock (BSL)
8"	2"	Rubber on Cast Iron	500	9-1/2"	<a href="#">SCC-35S820-RSB-SLB</a>	<a href="#">SCC-35S820-RSB-BSL</a>
		Thermoplastic Rubber (Donut)	600		<a href="#">SCC-35S820-TPRBD-SLB</a>	<a href="#">SCC-35S820-TPRBD-BSL</a>
		Thermoplastic Rubber (Flat)			<a href="#">SCC-35S820-TPRBF-SLB</a>	<a href="#">SCC-35S820-TPRBF-BSL</a>
		Rubber on Aluminum			<a href="#">SCC-35S820-RAB-SLB</a>	<a href="#">SCC-35S820-RAB-BSL</a>
		Polyolefin	900		<a href="#">SCC-35S820-POB-SLB</a>	<a href="#">SCC-35S820-POB-BSL</a>
		Polyurethane on Polyolefin	1000		<a href="#">SCC-35S820-SPUB-SLB</a>	<a href="#">SCC-35S820-SPUB-BSL</a>
		Solid Polyurethane	1200		<a href="#">SCC-35S820-SPUB-SLB</a>	<a href="#">SCC-35S820-SPUB-BSL</a>
		Polyurethane on Aluminum	1250		<a href="#">SCC-35S820-PAB-SLB</a>	<a href="#">SCC-35S820-PAB-BSL</a>
		Polyurethane/Steel (Green)			<a href="#">SCC-35S820-PUB-GB-SLB</a>	<a href="#">SCC-35S820-PUB-GB-BSL</a>
		Polyurethane/Steel (Red)			<a href="#">SCC-35S820-PUB-RS-SLB</a>	<a href="#">SCC-35S820-PUB-RS-BSL</a>
		Nylon			<a href="#">SCC-35S820-NYB-SLB</a>	<a href="#">SCC-35S820-NYB-BSL</a>
		Phenolic			<a href="#">SCC-35S820-PHB-SLB</a>	<a href="#">SCC-35S820-PHB-BSL</a>
		Semi Steel V-Groove			<a href="#">SCC-35S820-VGB-SLB</a>	<a href="#">SCC-35S820-VGB-BSL</a>
		Semi Steel	1500		<a href="#">SCC-35S820-SSB-SLB</a>	<a href="#">SCC-35S820-SSB-BSL</a>
		Glass Filled Nylon			<a href="#">SCC-35S820-GFNB-SLB</a>	<a href="#">SCC-35S820-GFNB-BSL</a>



**DOUBLE LOCK  
ZERO  
MOVEMENT**



**BUY  
NOW**

Choose your brake style! The Side Lock Brake (SLB) grips the wheel tight, while the Bolt-On Swivel Lock (BSL) converts your caster to rigid at any 90-degree angle. Use **both** for ultimate control, locking both swivel and wheel for total immobility.

**POWERLOCK CASTERS**



## Kingpinless Casters

### Series #KP92 Casters

Introducing the KP92 Series, extra heavy-duty kingpinless casters with a 3,500-pound capacity each. The kingpinless design ensures added durability, even under shock loading.

#### Applications

- Heavy Machinery
- Automotive
- Warehousing
- Military
- Mining
- Aerospace

#### Features

- High load capacity and wear resistance
- Enhanced maneuverability and smooth movement
- Impact resistance and reduced maintenance


**Industrial Grade**

**Strong Durability**

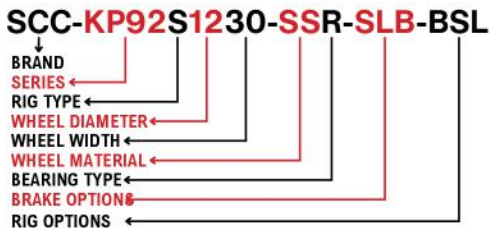
**Quality Material**

**Heavy Capacity**

**360 Degree Rotation**



Our part numbers adapt to your needs. Use the diagram below as a reference. For help, contact our customer service team.



12" Swivel Semi-Steel Caster with Swivel Lock & Side Lock Brake

### Service Caster Chart Guide

### Build Your Caster

Discover more fastening sizes and wheel options if you can't find what you need. And remember, we're always here to **help!**

Series	Mounting	Mounting Size	Bolt Pattern	Rig Type	Wheel Size	Brake	Bearing Type	Wheel Material
KP92	Top Plate	5-1/4" x 7-1/4"	3-3/8" x 5-1/4" to 4-1/8" x 6-1/8"	Swivel (S)	6"	Side Lock (SLB)	Ball Bearing (B)	Rubber on Cast Iron (RS)
				Rigid (R)	8"	Face Contact (FCB)	Tapered Bearing (T)	Solid Polyurethane (SPU)
					10"	Bolt-on Swivel Lock (BSL)	Delrin Bearing (D)	Polyurethane/Steel (PU)
					12"	Weld-on Swivel Lock (WSL)	Roller Bearing (R)	EZ Rolling Polyurethane (EZPU)
						Precision Bearing (PB)	Semi Steel (SS)	
						Bronze Bearing (BZ)	Ductile Steel (DS)	
							EZ Rolling Ductile Steel (CDS)	
							Semi Steel V-Groove (VG)	
							Ductile V-Groove (DVG)	
							Phenolic (PH)	
							High Temp Phenolic (PH*HT)	
							HD Polyurethane/Steel (EX)	



Watch our video on Series 92 Kingpinless Casters, handling up to 3,500 pounds with enhanced durability and shock load capacity.

Wheel Tread

<p>V-GROOVE VG</p>	<p>DUCTILE STEEL DS</p>	<p>DUCTILE V-GROOVE DVG</p>	<p>CROWN DUCTILE CDS</p>	<p>EZ ROLLING POLY EZPU</p>	<p>HD POLY/STEEL EX</p>
<p>POLY/STEEL PU</p>	<p>PHENOLIC PH</p>	<p>HT PHENOLIC PH*HT</p>	<p>SEMI STEEL SS</p>	<p>RUBBER/STEEL RS</p>	<p>SOLID POLYURETHANE SPU</p>

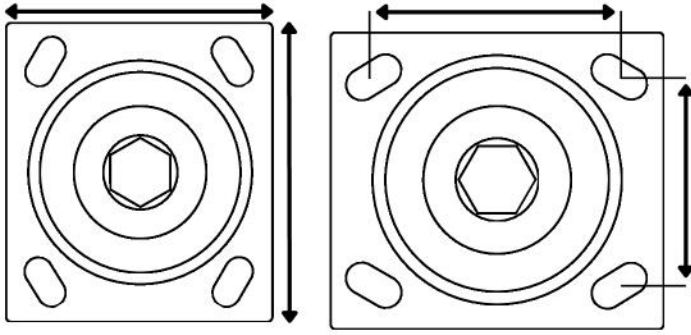
Request for CAD





## Top Plate Size Option(s)

The Series 92 Kingpinless Casters come in various wheel materials (polyurethane, rubber, steel) and sizes (6" to 12"). Options include top plate or stem mounts, precision or standard bearings, brakes, and swivel locks. They handle up to 3,500 pounds per caster for heavy-duty use.



Standard Plate Size	Bolt Pattern	Bolt Diameter
5-1/4" x 7-1/4"	3-3/8" x 5-1/4" to 4-1/8" x 6-1/8"	1/2"

## Choose Your Movement

- Rigid and Swivel Available



RIGID



SWIVEL

## Bearing Type(s)

### Roller Bearing

The roller bearing, strong and rollable, rolls up to 2.5 mph, withstands 350°F, and isn't chemical or water resistant.



### Ball Bearing

The ball bearing with a 250°F max temperature is ideal for light duty, offering easy rolling, noise reduction, and no maintenance.



### Delrin Bearing

The Delrin® bearing, made of acetal resin, is durable, cost-effective, and fits various wheel sizes, ideal up to 160°F in wet conditions.



### Bronze Bearing

Bronze bearings are non-porous, durable, and withstand up to 525°F, water, and corrosion.



### Tapered Bearing

The tapered bearing suits high-speed, high-load use, withstands up to 400°F, and requires two bearings and washers per wheel.



### Precision Bearing

The sealed precision ball bearing, ideal for medium to heavy duty use, offers easy rolling, minimal noise, and withstands up to 250°F.



## Brake Option(s)

### Side Lock Brake (SLB)

The **side lock brake** places a positive locking force against the wheel hub locking the wheel only.



SCC-KP92S830-PHRHT-SLB

### Bolt-on Swivel Lock (BSL)

The **bolt-on swivel lock** secures swivel casters, preventing unwanted movement. Easy to install, it ensures stability.



SCC-KP92S630-PHR-BSL

To ensure you have all the options you need, we also carry different styles such as **face contact brakes** and **toe guards** for our Series KP92. Explore our comprehensive selection to find the perfect solution for your specific requirements.



FACE CONTACT BRAKE



TOE GUARD



# KINGPINLESS SWIVEL & RIGID CASTERS

Wheel Dia	Tread Width	Wheel Type	Load Capacity (lbs.)	Swivel Part Number	Rigid Part Number	Overall Height
6"	2-1/2"	Rubber on Cast Iron	700	<a href="#">SCC-KP92S625-RSR</a>	<a href="#">SCC-KP92R625-RSR</a>	8"
		Polyurethane/Steel (Green)	1600	<a href="#">SCC-KP92S625-PUR-GB</a>	<a href="#">SCC-KP92R625-PUR-GB</a>	
		Polyurethane/Steel (Red)		<a href="#">SCC-KP92S625-PUR-RS</a>	<a href="#">SCC-KP92R625-PUR-RS</a>	
		Phenolic		<a href="#">SCC-KP92S625-PHR</a>	<a href="#">SCC-KP92R625-PHR</a>	
		EZ Rolling Polyurethane	1700	<a href="#">SCC-KP92S625-EZPUR</a>	<a href="#">SCC-KP92R625-EZPUR</a>	
		Semi Steel	1800	<a href="#">SCC-KP92S625-SSR</a>	<a href="#">SCC-KP92R625-SSR</a>	
		Semi Steel V-Groove	2500	<a href="#">SCC-KP92S625-VGR</a>	<a href="#">SCC-KP92R625-VGR</a>	
		Ductile Steel	3500	<a href="#">SCC-KP92S625-DSR</a>	<a href="#">SCC-KP92R625-DSR</a>	
		Ductile V-Groove		<a href="#">SCC-KP92S625-DVGR</a>	<a href="#">SCC-KP92R625-DVGR</a>	
	Crown Ductile	<a href="#">SCC-KP92S625-CDSR</a>		<a href="#">SCC-KP92R625-DVGR</a>		
	3"	Rubber on Cast Iron	750	<a href="#">SCC-KP92S630-RSR</a>	<a href="#">SCC-KP92R630-RSR</a>	
		Polyurethane/Steel (Green)	2000	<a href="#">SCC-KP92S630-PUR-GB</a>	<a href="#">SCC-KP92R630-PUR-GB</a>	
		Polyurethane/Steel (Red)		<a href="#">SCC-KP92S630-PUR-RS</a>	<a href="#">SCC-KP92R630-PUR-RS</a>	
		Phenolic		<a href="#">SCC-KP92S630-PHR</a>	<a href="#">SCC-KP92R630-PHR</a>	
		High Temp Phenolic	<a href="#">SCC-KP92S630-PHRHT</a>	<a href="#">SCC-KP92R630-PHRHT</a>		
		Solid Polyurethane	<a href="#">SCC-KP92S630-SPUR</a>	<a href="#">SCC-KP92R630-SPUR</a>		
		Polyurethane on Aluminum	<a href="#">SCC-KP92S630-PAR</a>	<a href="#">SCC-KP92R630-PAR</a>		
		EZ Rolling Polyurethane	2200	<a href="#">SCC-KP92S630-EZPUR</a>	<a href="#">SCC-KP92R630-EZPUR</a>	
		Semi Steel	2500	<a href="#">SCC-KP92S630-SSR</a>	<a href="#">SCC-KP92R630-SSR</a>	
		Heavy Duty Polyurethane	3000	<a href="#">SCC-KP92S630-EXR</a>	<a href="#">SCC-KP92R630-EXR</a>	
Polyurethane on Aluminum		<a href="#">SCC-KP92S630-PAR</a>	<a href="#">SCC-KP92R630-PAR</a>			
Semi Steel V-Groove	3500	<a href="#">SCC-KP92S630-VGR</a>	<a href="#">SCC-KP92R630-VGR</a>			
Ductile V-Groove	5000	<a href="#">SCC-KP92S630-DVGR</a>	<a href="#">SCC-KP92R630-DVGR</a>			
Ductile Steel	6000	<a href="#">SCC-KP92S630-DSR</a>	<a href="#">SCC-KP92R630-DSR</a>			
Crown Ductile		<a href="#">SCC-KP92S630-CDSR</a>	<a href="#">SCC-KP92R630-CDSR</a>			
8"	2-1/2"	Rubber on Cast Iron	850	<a href="#">SCC-KP92S825-RSR</a>	<a href="#">SCC-KP92R825-RSR</a>	10-1/2"
		Semi Steel	1800	<a href="#">SCC-KP92S825-SSR</a>	<a href="#">SCC-KP92R825-SSR</a>	
		Polyurethane/Steel (Green)	2000	<a href="#">SCC-KP92S825-PUR-GB</a>	<a href="#">SCC-KP92R825-PUR-GB</a>	
		Polyurethane/Steel (Red)		<a href="#">SCC-KP92S825-PUR-RS</a>	<a href="#">SCC-KP92R825-PUR-RS</a>	
		Phenolic		<a href="#">SCC-KP92S825-PHR</a>	<a href="#">SCC-KP92R825-PHR</a>	
		EZ Rolling Polyurethane	2200	<a href="#">SCC-KP92S825-EZPUR</a>	<a href="#">SCC-KP92R825-EZPUR</a>	
		Semi Steel V-Groove	2500	<a href="#">SCC-KP92S825-VGR</a>	<a href="#">SCC-KP92R825-VGR</a>	
		Ductile V-Groove	3500	<a href="#">SCC-KP92S825-DVGR</a>	<a href="#">SCC-KP92R825-DVGR</a>	
		Ductile Steel	4000	<a href="#">SCC-KP92S825-DVGR</a>	<a href="#">SCC-KP92R825-DVGR</a>	
	Crown Ductile	<a href="#">SCC-KP92S825-CDSR</a>		<a href="#">SCC-KP92R825-DVGR</a>		
	3"	Rubber on Cast Iron	900	<a href="#">SCC-KP92S830-RSR</a>	<a href="#">SCC-KP92R830-RSR</a>	
		High Temp Phenolic	1900	<a href="#">SCC-KP92S830-PHRHT</a>	<a href="#">SCC-KP92R830-PHRHT</a>	
		Polyurethane/Steel (Green)	2500	<a href="#">SCC-KP92S830-PUR-GB</a>	<a href="#">SCC-KP92R830-PUR-GB</a>	
		Polyurethane/Steel (Red)		<a href="#">SCC-KP92S830-PUR-RS</a>	<a href="#">SCC-KP92R830-PUR-RS</a>	
		Phenolic		<a href="#">SCC-KP92S830-PHR</a>	<a href="#">SCC-KP92R830-PHR</a>	
		Solid Polyurethane	<a href="#">SCC-KP92S830-SPUR</a>	<a href="#">SCC-KP92R830-SPUR</a>		
		Semi Steel	<a href="#">SCC-KP92S830-SSR</a>	<a href="#">SCC-KP92R830-SSR</a>		
		Polyurethane on Aluminum	<a href="#">SCC-KP92S830-PAR</a>	<a href="#">SCC-KP92R830-PAR</a>		
		EZ Rolling Polyurethane	2700	<a href="#">SCC-KP92S830-EZPUR</a>	<a href="#">SCC-KP92R830-EZPUR</a>	
		Semi Steel V-Groove	3500	<a href="#">SCC-KP92S830-VGR</a>	<a href="#">SCC-KP92R830-VGR</a>	
Heavy Duty Polyurethane		<a href="#">SCC-KP92S830-EXR</a>	<a href="#">SCC-KP92R830-EXR</a>			
Ductile V-Groove	5000	<a href="#">SCC-KP92S830-DVGR</a>	<a href="#">SCC-KP92R830-DVGR</a>			
Crown Ductile	6000	<a href="#">SCC-KP92S830-CDSR</a>	<a href="#">SCC-KP92R830-CDSR</a>			
Ductile Steel		<a href="#">SCC-KP92S830-DSR</a>	<a href="#">SCC-KP92R830-DSR</a>			

# Unmatched Durability

**THIS UNIQUE HOT FORGED ASTM1045 STEEL DESIGN ELIMINATES PROBLEMS ASSOCIATED WITH KINGPIN FAILURE DUE TO SEVERE SHOCK LOADING.**



# KINGPINLESS SWIVEL & RIGID CASTERS

Wheel Dia	Tread Width	Wheel Type	Load Capacity (lbs.)	Swivel Part Number	Rigid Part Number	Overall Height
10"	2-1/2"	Rubber on Cast Iron	1000	<a href="#">SCC-KP92S1025-RSR</a>	<a href="#">SCC-KP92R1025-RSR</a>	10-1/2"
		Semi Steel	2000	<a href="#">SCC-KP92S1025-SSR</a>	<a href="#">SCC-KP92R1025-SSR</a>	
		Polyurethane/Steel (Green)	2200	<a href="#">SCC-KP92S1025-PUR-GB</a>	<a href="#">SCC-KP92R1025-PUR-GB</a>	
		Polyurethane/Steel (Red)		<a href="#">SCC-KP92S1025-PUR-RS</a>	<a href="#">SCC-KP92R1025-PUR-RS</a>	
		Phenolic	2500	<a href="#">SCC-KP92S1025-PHR</a>	<a href="#">SCC-KP92R1025-PHR</a>	
		EZ Rolling Polyurethane	2400	<a href="#">SCC-KP92S1025-EZPUR</a>	<a href="#">SCC-KP92R1025-EZPUR</a>	
		Ductile Steel	4000	<a href="#">SCC-KP92S1025-DSR</a>	<a href="#">SCC-KP92R1025-DSR</a>	
	3"	Rubber on Cast Iron	1100	<a href="#">SCC-KP92S1030-RSR</a>	<a href="#">SCC-KP92R1030-RSR</a>	
		High Temp Phenolic	2400	<a href="#">SCC-KP92S1030-PHRHT</a>	<a href="#">SCC-KP92R1030-PHRHT</a>	
		Semi Steel	2500	<a href="#">SCC-KP92S1030-SSR</a>	<a href="#">SCC-KP92R1030-SSR</a>	
		Phenolic	2900	<a href="#">SCC-KP92S1030-PHR</a>	<a href="#">SCC-KP92R1030-PHR</a>	
		Polyurethane/Steel (Green)	3000	<a href="#">SCC-KP92S1030-PUR-GB</a>	<a href="#">SCC-KP92R1030-PUR-GB</a>	
		Polyurethane/Steel (Red)		<a href="#">SCC-KP92S1030-PUR-RS</a>	<a href="#">SCC-KP92R1030-PUR-RS</a>	
		Solid Polyurethane		<a href="#">SCC-KP92S1030-SPUR</a>	<a href="#">SCC-KP92R1030-SPUR</a>	
		Polyurethane on Aluminum		<a href="#">SCC-KP92S1030-PAR</a>	<a href="#">SCC-KP92R1030-PAR</a>	
		Polyurethane on Aluminum		<a href="#">SCC-KP92S1030-PAR</a>	<a href="#">SCC-KP92R1030-PAR</a>	
		EZ Rolling Polyurethane		<a href="#">SCC-KP92S1030-EZPUR</a>	<a href="#">SCC-KP92R1030-EZPUR</a>	
		Semi Steel V-Groove		3500	<a href="#">SCC-KP92S1030-VGR</a>	
		Heavy Duty Polyurethane	4000	<a href="#">SCC-KP92S1030-EXR</a>	<a href="#">SCC-KP92R1030-EXR</a>	
		Ductile V-Groove	6000	<a href="#">SCC-KP92S1030-DVGR</a>	<a href="#">SCC-KP92R1030-DVGR</a>	
Ductile Steel	<a href="#">SCC-KP92S1030-DSR</a>	<a href="#">SCC-KP92R1030-DSR</a>				
Crown Ductile	<a href="#">SCC-KP92S1030-CDSR</a>	<a href="#">SCC-KP92R1030-CDSR</a>				
12"	2-1/2"	Rubber on Cast Iron	1200	<a href="#">SCC-KP92S1225-RSR</a>	<a href="#">SCC-KP92R1225-RSR</a>	15-1/2"
		Semi Steel	2000	<a href="#">SCC-KP92S1225-SSR</a>	<a href="#">SCC-KP92R1225-SSR</a>	
		Polyurethane/Steel (Green)	2500	<a href="#">SCC-KP92S1225-PUR-GB</a>	<a href="#">SCC-KP92R1225-PUR-GB</a>	
		Polyurethane/Steel (Red)		<a href="#">SCC-KP92S1225-PUR-RS</a>	<a href="#">SCC-KP92R1225-PUR-RS</a>	
		EZ Rolling Polyurethane	2700	<a href="#">SCC-KP92S1225-EZPUR</a>	<a href="#">SCC-KP92R1225-EZPUR</a>	
		Phenolic	3000	<a href="#">SCC-KP92S1225-PHR</a>	<a href="#">SCC-KP92R1225-PHR</a>	
	3"	Rubber on Cast Iron	1300	<a href="#">SCC-KP92S1230-RSR</a>	<a href="#">SCC-KP92R1230-RSR</a>	
		High Temp Phenolic	3500	<a href="#">SCC-KP92S1230-PHRHT</a>	<a href="#">SCC-KP92R1230-PHRHT</a>	
		Polyurethane/Steel (Green)	3500	<a href="#">SCC-KP92S1230-PUR-GB</a>	<a href="#">SCC-KP92R1230-PUR-GB</a>	
		Polyurethane/Steel (Red)	3500	<a href="#">SCC-KP92S1230-PUR-RS</a>	<a href="#">SCC-KP92R1230-PUR-RS</a>	
		Phenolic	3500	<a href="#">SCC-KP92S1230-PHR</a>	<a href="#">SCC-KP92R1230-PHR</a>	
		Solid Polyurethane	3500	<a href="#">SCC-KP92S1230-SPUR</a>	<a href="#">SCC-KP92R1230-SPUR</a>	
		Semi Steel	2500	<a href="#">SCC-KP92S1230-SSR</a>	<a href="#">SCC-KP92R1230-SSR</a>	
		Polyurethane on Aluminum	3500	<a href="#">SCC-KP92S1230-PAR</a>	<a href="#">SCC-KP92R1230-PAR</a>	
		EZ Rolling Polyurethane	3500	<a href="#">SCC-KP92S1230-EZPUR</a>	<a href="#">SCC-KP92R1230-EZPUR</a>	
		Heavy Duty Polyurethane	5000	<a href="#">SCC-KP92S1230-EXR</a>	<a href="#">SCC-KP92R1230-EXR</a>	
		Crown Ductile	6000	<a href="#">SCC-KP92S1230-CDSR</a>	<a href="#">SCC-KP92R1230-CDSR</a>	
		Ductile Steel		<a href="#">SCC-KP92S1230-DSR</a>	<a href="#">SCC-KP92R1230-DSR</a>	

Kingpin swivel casters have a top plate, kingpin, races, and bearings. The kingpin, a common weak point, often fails under stress.

**Common Failures:**

- Towing: High speeds can shear the kingpin.
- Shock Loading/Rough Terrain: Impacts deform the kingpin, causing failure.



**KINGPIN SWIVEL CASTERS**

**KINGPIN**

**VS**

**KINGPINLESS**

Kingpinless casters have a simpler design without a kingpin, using a top plate, races, and ball bearings.

This design reduces failure by better distributing loads, enhancing durability. Ideal for towing and shock loading, they are also cost-effective.



**KINGPINLESS SWIVEL CASTERS**



# KINGPINLESS SWIVEL *with Brakes*

Wheel Dia	Tread Width	Wheel Type	Load Capacity (lbs.)	Side Lock Brake	Swivel Lock	Overall Height
6"	2-1/2"	Rubber on Cast Iron	700	<a href="#">SCC-KP92S625-RSR-SLB</a>	<a href="#">SCC-KP92S625-RSR-BSL</a>	8"
		Polyurethane/Steel (Green)	1600	<a href="#">SCC-KP92S625-PUR-GB-SLB</a>	<a href="#">SCC-KP92S625-PUR-GB-BSL</a>	
		Polyurethane/Steel (Red)		<a href="#">SCC-KP92S625-PUR-RS-SLB</a>	<a href="#">SCC-KP92S625-PUR-RS-BSL</a>	
		Phenolic		<a href="#">SCC-KP92S625-PHR-SLB</a>	<a href="#">SCC-KP92S625-PHR-BSL</a>	
		EZ Rolling Polyurethane	1700	<a href="#">SCC-KP92S625-EZPUR-SLB</a>	<a href="#">SCC-KP92S625-EZPUR-BSL</a>	
		Semi Steel	1800	<a href="#">SCC-KP92S625-SSR-SLB</a>	<a href="#">SCC-KP92S625-SSR-BSL</a>	
		Semi Steel V-Groove	2500	<a href="#">SCC-KP92S625-VGR-SLB</a>	<a href="#">SCC-KP92S625-VGR-BSL</a>	
		Ductile Steel	3500	<a href="#">SCC-KP92S625-DSR-SLB</a>	<a href="#">SCC-KP92S625-DSR-BSL</a>	
		Ductile V-Groove		<a href="#">SCC-KP92S625-DVGR-SLB</a>	<a href="#">SCC-KP92S625-DVGR-BSL</a>	
	Crown Ductile	<a href="#">SCC-KP92S625-CDSR-SLB</a>		<a href="#">SCC-KP92S625-DVGR-BSL</a>		
	3"	Rubber on Cast Iron	750	<a href="#">SCC-KP92S630-RSR-SLB</a>	<a href="#">SCC-KP92S630-RSR-BSL</a>	
		Polyurethane/Steel (Green)	2000	<a href="#">SCC-KP92S630-PUR-GB-SLB</a>	<a href="#">SCC-KP92S630-PUR-GB-BSL</a>	
		Polyurethane/Steel (Red)		<a href="#">SCC-KP92S630-PUR-RS-SLB</a>	<a href="#">SCC-KP92S630-PUR-RS-BSL</a>	
		Phenolic		<a href="#">SCC-KP92S630-PHR-SLB</a>	<a href="#">SCC-KP92S630-PHR-BSL</a>	
		High Temp Phenolic	<a href="#">SCC-KP92S630-PHRHT-SLB</a>	<a href="#">SCC-KP92S630-PHRHT-BSL</a>		
		Solid Polyurethane	<a href="#">SCC-KP92S630-SPUR-SLB</a>	<a href="#">SCC-KP92S630-SPUR-BSL</a>		
		Polyurethane on Aluminum	<a href="#">SCC-KP92S630-PAR-SLB</a>	<a href="#">SCC-KP92S630-PAR-BSL</a>		
		EZ Rolling Polyurethane	2200	<a href="#">SCC-KP92S630-EZPUR-SLB</a>	<a href="#">SCC-KP92S630-EZPUR-BSL</a>	
		Semi Steel	2500	<a href="#">SCC-KP92S630-SSR-SLB</a>	<a href="#">SCC-KP92S630-SSR-BSL</a>	
		Heavy Duty Polyurethane	3000	<a href="#">SCC-KP92S630-EXR-SLB</a>	<a href="#">SCC-KP92S630-EXR-BSL</a>	
Polyurethane on Aluminum		<a href="#">SCC-KP92S630-PAR-SLB</a>	<a href="#">SCC-KP92S630-PAR-BSL</a>			
Semi Steel V-Groove	3500	<a href="#">SCC-KP92S630-VGR-SLB</a>	<a href="#">SCC-KP92S630-VGR-BSL</a>			
Ductile V-Groove	5000	<a href="#">SCC-KP92S630-DVGR-SLB</a>	<a href="#">SCC-KP92S630-DVGR-BSL</a>			
Ductile Steel	6000	<a href="#">SCC-KP92S630-DSR-SLB</a>	<a href="#">SCC-KP92S630-DSR-BSL</a>			
Crown Ductile		<a href="#">SCC-KP92S630-CDSR-SLB</a>	<a href="#">SCC-KP92S630-CDSR-BSL</a>			
8"	2-1/2"	Rubber on Cast Iron	850	<a href="#">SCC-KP92S825-RSR-SLB</a>	<a href="#">SCC-KP92S825-RSR-BSL</a>	10-1/2"
		Semi Steel	1800	<a href="#">SCC-KP92S825-SSR-SLB</a>	<a href="#">SCC-KP92S825-SSR-BSL</a>	
		Polyurethane/Steel (Green)	2000	<a href="#">SCC-KP92S825-PUR-GB-SLB</a>	<a href="#">SCC-KP92S825-PUR-GB-BSL</a>	
		Polyurethane/Steel (Red)		<a href="#">SCC-KP92S825-PUR-RS-SLB</a>	<a href="#">SCC-KP92S825-PUR-RS-BSL</a>	
		Phenolic		<a href="#">SCC-KP92S825-PHR-SLB</a>	<a href="#">SCC-KP92S825-PHR-BSL</a>	
		EZ Rolling Polyurethane	2200	<a href="#">SCC-KP92S825-EZPUR-SLB</a>	<a href="#">SCC-KP92S825-EZPUR-BSL</a>	
		Semi Steel V-Groove	2500	<a href="#">SCC-KP92S825-VGR-SLB</a>	<a href="#">SCC-KP92S825-VGR-BSL</a>	
		Ductile V-Groove	3500	<a href="#">SCC-KP92S825-DVGR-SLB</a>	<a href="#">SCC-KP92S825-DVGR-BSL</a>	
		Ductile Steel	4000	<a href="#">SCC-KP92S825-DVGR-SLB</a>	<a href="#">SCC-KP92S825-DVGR-BSL</a>	
	Crown Ductile	<a href="#">SCC-KP92S825-CDSR-SLB</a>		<a href="#">SCC-KP92S825-DVGR-BSL</a>		
	3"	Rubber on Cast Iron	900	<a href="#">SCC-KP92S830-RSR-SLB</a>	<a href="#">SCC-KP92S830-RSR-BSL</a>	
		High Temp Phenolic	1900	<a href="#">SCC-KP92S830-PHRHT-SLB</a>	<a href="#">SCC-KP92S830-PHRHT-BSL</a>	
		Polyurethane/Steel (Green)	2500	<a href="#">SCC-KP92S830-PUR-GB-SLB</a>	<a href="#">SCC-KP92S830-PUR-GB-BSL</a>	
		Polyurethane/Steel (Red)		<a href="#">SCC-KP92S830-PUR-RS-SLB</a>	<a href="#">SCC-KP92S830-PUR-RS-BSL</a>	
		Phenolic		<a href="#">SCC-KP92S830-PHR-SLB</a>	<a href="#">SCC-KP92S830-PHR-BSL</a>	
		Solid Polyurethane	<a href="#">SCC-KP92S830-SPUR-SLB</a>	<a href="#">SCC-KP92S830-SPUR-BSL</a>		
		Semi Steel	<a href="#">SCC-KP92S830-SSR-SLB</a>	<a href="#">SCC-KP92S830-SSR-BSL</a>		
		Polyurethane on Aluminum	<a href="#">SCC-KP92S830-PAR-SLB</a>	<a href="#">SCC-KP92S830-PAR-BSL</a>		
		EZ Rolling Polyurethane	2700	<a href="#">SCC-KP92S830-EZPUR-SLB</a>	<a href="#">SCC-KP92S830-EZPUR-BSL</a>	
		Semi Steel V-Groove	3500	<a href="#">SCC-KP92S830-VGR-SLB</a>	<a href="#">SCC-KP92S830-VGR-BSL</a>	
Heavy Duty Polyurethane		<a href="#">SCC-KP92S830-EXR-SLB</a>	<a href="#">SCC-KP92S830-EXR-BSL</a>			
Ductile V-Groove	5000	<a href="#">SCC-KP92S830-DVGR-SLB</a>	<a href="#">SCC-KP92S830-DVGR-BSL</a>			
Crown Ductile	6000	<a href="#">SCC-KP92S830-CDSR-SLB</a>	<a href="#">SCC-KP92S830-CDSR-BSL</a>			
Ductile Steel		<a href="#">SCC-KP92S830-DSR-SLB</a>	<a href="#">SCC-KP92S830-DSR-BSL</a>			

### Follow Us on Social Media!

Stay connected with Service Caster! Discover new products, get behind-the-scenes insights, and stay updated with our latest innovations. Join us online for exclusive promotions and updates.

LIKE, SHARE & SUBSCRIBE





# KINGPINLESS SWIVEL *with Brakes*

Wheel Dia	Tread Width	Wheel Type	Load Capacity (lbs.)	Side Lock Brake	Swivel Lock	Overall Height
10"	2-1/2"	Rubber on Cast Iron	1000	<a href="#">SCC-KP92S1025-RSR-SLB</a>	<a href="#">SCC-KP92S1025-RSR-BSL</a>	10-1/2"
		Semi Steel	2000	<a href="#">SCC-KP92S1025-SSR-SLB</a>	<a href="#">SCC-KP92S1025-SSR-BSL</a>	
		Polyurethane/Steel (Green)	2200	<a href="#">SCC-KP92S1025-PUR-GB-SLB</a>	<a href="#">SCC-KP92S1025-PUR-GB-BSL</a>	
		Polyurethane/Steel (Red)		<a href="#">SCC-KP92S1025-PUR-RS-SLB</a>	<a href="#">SCC-KP92S1025-PUR-RS-BSL</a>	
		Phenolic	2500	<a href="#">SCC-KP92S1025-PHR-SLB</a>	<a href="#">SCC-KP92S1025-PHR-BSL</a>	
		EZ Rolling Polyurethane	2400	<a href="#">SCC-KP92S1025-EZPUR-SLB</a>	<a href="#">SCC-KP92S1025-EZPUR-BSL</a>	
		Ductile Steel	4000	<a href="#">SCC-KP92S1025-DSR-SLB</a>	<a href="#">SCC-KP92S1025-DSR-BSL</a>	
	3"	Rubber on Cast Iron	1100	<a href="#">SCC-KP92S1030-RSR-SLB</a>	<a href="#">SCC-KP92S1030-RSR-BSL</a>	
		High Temp Phenolic	2400	<a href="#">SCC-KP92S1030-PHRHT-SLB</a>	<a href="#">SCC-KP92S1030-PHRHT-BSL</a>	
		Semi Steel	2500	<a href="#">SCC-KP92S1030-SSR-SLB</a>	<a href="#">SCC-KP92S1030-SSR-BSL</a>	
		Phenolic	2900	<a href="#">SCC-KP92S1030-PHR-SLB</a>	<a href="#">SCC-KP92S1030-PHR-BSL</a>	
		Polyurethane/Steel (Green)	3000	<a href="#">SCC-KP92S1030-PUR-GB-SLB</a>	<a href="#">SCC-KP92S1030-PUR-GB-BSL</a>	
		Polyurethane/Steel (Red)		<a href="#">SCC-KP92S1030-PUR-RS-SLB</a>	<a href="#">SCC-KP92S1030-PUR-RS-BSL</a>	
		Solid Polyurethane		<a href="#">SCC-KP92S1030-SPUR-SLB</a>	<a href="#">SCC-KP92S1030-SPUR-BSL</a>	
		Polyurethane on Aluminum		<a href="#">SCC-KP92S1030-PAR-SLB</a>	<a href="#">SCC-KP92S1030-PAR-BSL</a>	
		Polyurethane on Aluminum		<a href="#">SCC-KP92S1030-PAR-SLB</a>	<a href="#">SCC-KP92S1030-PAR-BSL</a>	
		EZ Rolling Polyurethane		<a href="#">SCC-KP92S1030-EZPUR-SLB</a>	<a href="#">SCC-KP92S1030-EZPUR-BSL</a>	
		Semi Steel V-Groove		3500	<a href="#">SCC-KP92S1030-VGR-SLB</a>	
		Heavy Duty Polyurethane	4000	<a href="#">SCC-KP92S1030-EXR-SLB</a>	<a href="#">SCC-KP92S1030-EXR-BSL</a>	
		Ductile V-Groove	6000	<a href="#">SCC-KP92S1030-DVGR-SLB</a>	<a href="#">SCC-KP92S1030-DVGR-BSL</a>	
		Ductile Steel		<a href="#">SCC-KP92S1030-DSR-SLB</a>	<a href="#">SCC-KP92S1030-DSR-BSL</a>	
		Crown Ductile		<a href="#">SCC-KP92S1030-CDSR-SLB</a>	<a href="#">SCC-KP92S1030-CDSR-BSL</a>	
		12"	2-1/2"	Rubber on Cast Iron	1200	
Semi Steel	2000			<a href="#">SCC-KP92S1225-SSR-SLB</a>	<a href="#">SCC-KP92S1225-SSR-BSL</a>	
Polyurethane/Steel (Green)	2500			<a href="#">SCC-KP92S1225-PUR-GB-SLB</a>	<a href="#">SCC-KP92S1225-PUR-GB-BSL</a>	
Polyurethane/Steel (Red)				<a href="#">SCC-KP92S1225-PUR-RS-SLB</a>	<a href="#">SCC-KP92S1225-PUR-RS-BSL</a>	
EZ Rolling Polyurethane	2700			<a href="#">SCC-KP92S1225-EZPUR-SLB</a>	<a href="#">SCC-KP92S1225-EZPUR-BSL</a>	
Phenolic	3000			<a href="#">SCC-KP92S1225-PHR-SLB</a>	<a href="#">SCC-KP92S1225-PHR-BSL</a>	
3"	Rubber on Cast Iron		1300	<a href="#">SCC-KP92S1230-RSR-SLB</a>	<a href="#">SCC-KP92S1230-RSR-BSL</a>	
	High Temp Phenolic		3500	<a href="#">SCC-KP92S1230-PHRHT-SLB</a>	<a href="#">SCC-KP92S1230-PHRHT-BSL</a>	
	Polyurethane/Steel (Green)		3500	<a href="#">SCC-KP92S1230-PUR-GB-SLB</a>	<a href="#">SCC-KP92S1230-PUR-GB-BSL</a>	
	Polyurethane/Steel (Red)		3500	<a href="#">SCC-KP92S1230-PUR-RS-SLB</a>	<a href="#">SCC-KP92S1230-PUR-RS-BSL</a>	
	Phenolic		3500	<a href="#">SCC-KP92S1230-PHR-SLB</a>	<a href="#">SCC-KP92S1230-PHR-BSL</a>	
	Solid Polyurethane		3500	<a href="#">SCC-KP92S1230-SPUR-SLB</a>	<a href="#">SCC-KP92S1230-SPUR-BSL</a>	
	Semi Steel		2500	<a href="#">SCC-KP92S1230-SSR-SLB</a>	<a href="#">SCC-KP92S1230-SSR-BSL</a>	
	Polyurethane on Aluminum		3500	<a href="#">SCC-KP92S1230-PAR-SLB</a>	<a href="#">SCC-KP92S1230-PAR-BSL</a>	
	EZ Rolling Polyurethane		3500	<a href="#">SCC-KP92S1230-EZPUR-SLB</a>	<a href="#">SCC-KP92S1230-EZPUR-BSL</a>	
	Heavy Duty Polyurethane		5000	<a href="#">SCC-KP92S1230-EXR-SLB</a>	<a href="#">SCC-KP92S1230-EXR-BSL</a>	
	Crown Ductile		6000	<a href="#">SCC-KP92S1230-CDSR-SLB</a>	<a href="#">SCC-KP92S1230-CDSR-BSL</a>	
	Ductile Steel			<a href="#">SCC-KP92S1230-DSR-SLB</a>	<a href="#">SCC-KP92S1230-DSR-BSL</a>	



# NEED MORE WEIGHT!?

SHOP NOW

## KEY FEATURES

- CRAFTING SOLUTIONS FROM SCRATCH
- INCORPORATING COMPONENTS AND PROCEDURES FOR HEAVY-DUTY TASKS
- SUITABLE FOR LOADS RANGING FROM 5,000 TO 250,000 LBS
- OFFERING THOROUGH PROCESS EVALUATION AND ENGINEERING SERVICES





## KINGPINLESS SWIVEL *with Brake & Swivel Lock*

Wheel Dia	Tread Width	Wheel Type	Load Capacity (lbs.)	Side Lock Brake	Overall Height	
6"	2-1/2"	Rubber on Cast Iron	700	<a href="#">SCC-KP92S625-RSR-SLB-BSL</a>	8"	
		Polyurethane/Steel (Green)	1600	<a href="#">SCC-KP92S625-PUR-GB-SLB-BSL</a>		
		Polyurethane/Steel (Red)		<a href="#">SCC-KP92S625-PUR-RS-SLB-BSL</a>		
		Phenolic		<a href="#">SCC-KP92S625-PHR-SLB-BSL</a>		
		EZ Rolling Polyurethane		1700		<a href="#">SCC-KP92S625-EZPUR-SLB-BSL</a>
		Semi Steel		1800		<a href="#">SCC-KP92S625-SSR-SLB-BSL</a>
		Semi Steel V-Groove		2500		<a href="#">SCC-KP92S625-VGR-SLB-BSL</a>
		Ductile Steel		3500		<a href="#">SCC-KP92S625-DSR-SLB-BSL</a>
		Ductile V-Groove				<a href="#">SCC-KP92S625-DVGR-SLB-BSL</a>
		Crown Ductile				<a href="#">SCC-KP92S625-CDSR-SLB-BSL</a>
	Rubber on Cast Iron	750				<a href="#">SCC-KP92S630-RSR-SLB-BSL</a>
	3"	Polyurethane/Steel (Green)	2000	<a href="#">SCC-KP92S630-PUR-GB-SLB-BSL</a>		
		Polyurethane/Steel (Red)		<a href="#">SCC-KP92S630-PUR-RS-SLB-BSL</a>		
		Phenolic		<a href="#">SCC-KP92S630-PHR-SLB-BSL</a>		
		High Temp Phenolic		<a href="#">SCC-KP92S630-PHRHT-SLB-BSL</a>		
		Solid Polyurethane		<a href="#">SCC-KP92S630-SPUR-SLB-BSL</a>		
		Polyurethane on Aluminum		<a href="#">SCC-KP92S630-PAR-SLB-BSL</a>		
		EZ Rolling Polyurethane		2200		<a href="#">SCC-KP92S630-EZPUR-SLB-BSL</a>
		Semi Steel		2500		<a href="#">SCC-KP92S630-SSR-SLB-BSL</a>
		Heavy Duty Polyurethane		3000		<a href="#">SCC-KP92S630-EXR-SLB-BSL</a>
Polyurethane on Aluminum		<a href="#">SCC-KP92S630-PAR-SLB-BSL</a>				
Semi Steel V-Groove		3500		<a href="#">SCC-KP92S630-VGR-SLB-BSL</a>		
Ductile V-Groove		5000		<a href="#">SCC-KP92S630-DVGR-SLB-BSL</a>		
Ductile Steel		6000		<a href="#">SCC-KP92S630-DSR-SLB-BSL</a>		
Crown Ductile				<a href="#">SCC-KP92S630-CDSR-SLB-BSL</a>		
8"	2-1/2"	Rubber on Cast Iron	850	<a href="#">SCC-KP92S825-RSR-SLB-BSL</a>	10-1/2"	
		Semi Steel	1800	<a href="#">SCC-KP92S825-SSR-SLB-BSL</a>		
		Polyurethane/Steel (Green)	2000	<a href="#">SCC-KP92S825-PUR-GB-SLB-BSL</a>		
		Polyurethane/Steel (Red)		<a href="#">SCC-KP92S825-PUR-RS-SLB-BSL</a>		
		Phenolic		<a href="#">SCC-KP92S825-PHR-SLB-BSL</a>		
		EZ Rolling Polyurethane		2200		<a href="#">SCC-KP92S825-EZPUR-SLB-BSL</a>
		Semi Steel V-Groove		2500		<a href="#">SCC-KP92S825-VGR-SLB-BSL</a>
		Ductile V-Groove		3500		<a href="#">SCC-KP92S825-DVGR-SLB-BSL</a>
		Ductile Steel		4000		<a href="#">SCC-KP92S825-DVGR-SLB-BSL</a>
		Crown Ductile				<a href="#">SCC-KP92S825-CDSR-SLB-BSL</a>
	3"	Rubber on Cast Iron		900		<a href="#">SCC-KP92S830-RSR-SLB-BSL</a>
		High Temp Phenolic		1900		<a href="#">SCC-KP92S830-PHRHT-SLB-BSL</a>
		Polyurethane/Steel (Green)	2500	<a href="#">SCC-KP92S830-PUR-GB-SLB-BSL</a>		
		Polyurethane/Steel (Red)		<a href="#">SCC-KP92S830-PUR-RS-SLB-BSL</a>		
		Phenolic		<a href="#">SCC-KP92S830-PHR-SLB-BSL</a>		
		Solid Polyurethane		<a href="#">SCC-KP92S830-SPUR-SLB-BSL</a>		
		Semi Steel		<a href="#">SCC-KP92S830-SSR-SLB-BSL</a>		
		Polyurethane on Aluminum		<a href="#">SCC-KP92S830-PAR-SLB-BSL</a>		
		EZ Rolling Polyurethane		2700		<a href="#">SCC-KP92S830-EZPUR-SLB-BSL</a>
		Semi Steel V-Groove		3500		<a href="#">SCC-KP92S830-VGR-SLB-BSL</a>
		Heavy Duty Polyurethane		<a href="#">SCC-KP92S830-EXR-SLB-BSL</a>		
		Ductile V-Groove		5000		<a href="#">SCC-KP92S830-DVGR-SLB-BSL</a>
Crown Ductile	6000	<a href="#">SCC-KP92S830-CDSR-SLB-BSL</a>				
Ductile Steel		<a href="#">SCC-KP92S830-DSR-SLB-BSL</a>				

Choose your brake style! The Side Lock Brake (SLB) grips the wheel tight, while the Bolt-On Swivel Lock (BSL) converts your caster to rigid at any 90-degree angle. Use **both for ultimate control**, locking both swivel and wheel for total immobility.



# KINGPINLESS SWIVEL *with Brake & Swivel Lock*

Wheel Dia	Tread Width	Wheel Type	Load Capacity (lbs.)	Side Lock Brake	Overall Height
10"	2-1/2"	Rubber on Cast Iron	1000	<a href="#">SCC-KP92S1025-RSR-SLB-BSL</a>	10-1/2"
		Semi Steel	2000	<a href="#">SCC-KP92S1025-SSR-SLB-BSL</a>	
		Polyurethane/Steel (Green)	2200	<a href="#">SCC-KP92S1025-PUR-GB-SLB-BSL</a>	
		Polyurethane/Steel (Red)		<a href="#">SCC-KP92S1025-PUR-RS-SLB-BSL</a>	
		Phenolic	2500	<a href="#">SCC-KP92S1025-PHR-SLB-BSL</a>	
		EZ Rolling Polyurethane	2400	<a href="#">SCC-KP92S1025-EZPUR-SLB-BSL</a>	
		Ductile Steel	4000	<a href="#">SCC-KP92S1025-DSR-SLB-BSL</a>	
	3"	Rubber on Cast Iron	1100	<a href="#">SCC-KP92S1030-RSR-SLB-BSL</a>	
		High Temp Phenolic	2400	<a href="#">SCC-KP92S1030-PHRHT-SLB-BSL</a>	
		Semi Steel	2500	<a href="#">SCC-KP92S1030-SSR-SLB-BSL</a>	
		Phenolic	2900	<a href="#">SCC-KP92S1030-PHR-SLB-BSL</a>	
		Polyurethane/Steel (Green)	3000	<a href="#">SCC-KP92S1030-PUR-GB-SLB-BSL</a>	
		Polyurethane/Steel (Red)		<a href="#">SCC-KP92S1030-PUR-RS-SLB-BSL</a>	
		Solid Polyurethane		<a href="#">SCC-KP92S1030-SPUR-SLB-BSL</a>	
		Polyurethane on Aluminum		<a href="#">SCC-KP92S1030-PAR-SLB-BSL</a>	
		Polyurethane on Aluminum		<a href="#">SCC-KP92S1030-PAR-SLB-BSL</a>	
		EZ Rolling Polyurethane		<a href="#">SCC-KP92S1030-EZPUR-SLB-BSL</a>	
		Semi Steel V-Groove		3500	
		Heavy Duty Polyurethane	4000	<a href="#">SCC-KP92S1030-EXR-SLB-BSL</a>	
		Ductile V-Groove	6000	<a href="#">SCC-KP92S1030-DVGR-SLB-BSL</a>	
Ductile Steel	<a href="#">SCC-KP92S1030-DSR-SLB-BSL</a>				
Crown Ductile	<a href="#">SCC-KP92S1030-CDSR-SLB-BSL</a>				
12"	2-1/2"	Rubber on Cast Iron	1200	<a href="#">SCC-KP92S1225-RSR-SLB-BSL</a>	15-1/2"
		Semi Steel	2000	<a href="#">SCC-KP92S1225-SSR-SLB-BSL</a>	
		Polyurethane/Steel (Green)	2500	<a href="#">SCC-KP92S1225-PUR-GB-SLB-BSL</a>	
		Polyurethane/Steel (Red)		<a href="#">SCC-KP92S1225-PUR-RS-SLB-BSL</a>	
		EZ Rolling Polyurethane	2700	<a href="#">SCC-KP92S1225-EZPUR-SLB-BSL</a>	
		Phenolic	3000	<a href="#">SCC-KP92S1225-PHR-SLB-BSL</a>	
	3"	Rubber on Cast Iron	1300	<a href="#">SCC-KP92S1230-RSR-SLB-BSL</a>	
		High Temp Phenolic	3500	<a href="#">SCC-KP92S1230-PHRHT-SLB-BSL</a>	
		Polyurethane/Steel (Green)	3500	<a href="#">SCC-KP92S1230-PUR-GB-SLB-BSL</a>	
		Polyurethane/Steel (Red)	3500	<a href="#">SCC-KP92S1230-PUR-RS-SLB-BSL</a>	
		Phenolic	3500	<a href="#">SCC-KP92S1230-PHR-SLB-BSL</a>	
		Solid Polyurethane	3500	<a href="#">SCC-KP92S1230-SPUR-SLB-BSL</a>	
		Semi Steel	2500	<a href="#">SCC-KP92S1230-SSR-SLB-BSL</a>	
		Polyurethane on Aluminum	3500	<a href="#">SCC-KP92S1230-PAR-SLB-BSL</a>	
		EZ Rolling Polyurethane	3500	<a href="#">SCC-KP92S1230-EZPUR-SLB-BSL</a>	
		Heavy Duty Polyurethane	5000	<a href="#">SCC-KP92S1230-EXR-SLB-BSL</a>	
		Crown Ductile	6000	<a href="#">SCC-KP92S1230-CDSR-SLB-BSL</a>	
		Ductile Steel		<a href="#">SCC-KP92S1230-DSR-SLB-BSL</a>	



For Drawing Requests, Please Contact [Customer Service](#)



### Pneumatic / Semi-Pneumatic Casters

#### Series #100 Casters

Pneumatic and semi-pneumatic casters roll quietly and smoothly. Semi-pneumatic wheels are durable, flat-free, and support more weight with less vibration protection. Ideal for all-terrain, indoor, and outdoor use.

#### Applications

- Warehouse carts
- Dollies
- Shop equipment
- Garden carts
- Medical equipment
- Food service trolleys

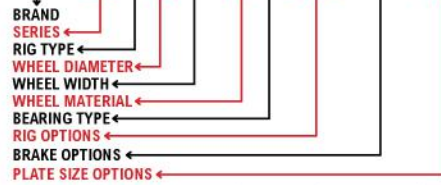
#### Features

- Quiet and smooth rolling
- Durable and flat-free
- Suitable for all-terrain use

Our part numbers adapt to your needs. Use the diagram below as a reference. For help, contact our [customer service](#) team.



#### SCC-100S1650-PNT-BSL-FCB-TP4



16" Swivel Pneumatic Caster with Swivel Lock & Side Lock Brake with Optional Top Plate

### Service Caster Chart Guide

### Build Your Caster

Discover more fastening sizes and wheel options if you can't find what you need. And remember, we're always here to [help!](#)

Series	Mounting	Rig Type	Mounting Size	Bolt Pattern	Wheel Material	Brake	Wheel Size	Bearing Type
100	Top Plate	Swivel (S)	4" x 4-1/2"	2-5/8" x 3-5/8" to 3" x 3"	Pneumatic (PN)	Side Lock (SLB)	6" (150)	Ball Bearing (B)
		Rigid (R)	4-1/2" x 6-1/4" (TP2)	3-3/8" x 5-1/4" to 2-7/16" x 4-15/16"	Semi-Pneumatic (SN)	Face Contact (FCB)	8" (280)	Plain Bore (S)
			5" x 5-1/2" (TP3)	4-1/8" x 4-1/2"	Never Flat (NF)	Bolt-on Swivel Lock (BSL)	10" (3504)	Delrin Bearing (D)
			5" X 7-1/4" (TP4)	3-3/8" X 5-1/4" TO 4-1/8" x 6-1/8"	Foam Filled (PN*-FF)	Weld-on Swivel Lock (WSL)	12" (3506)	Roller Bearing (R)
						Top Lock Brake (TLB)	16" (16)	Precision Bearing (PB)
						Bronze Bearing (BZ)		



SEMI-PNEUMATIC

FOAM FILLED

PNEUMATIC

NEVER FLAT

GRAY PNEUMATIC

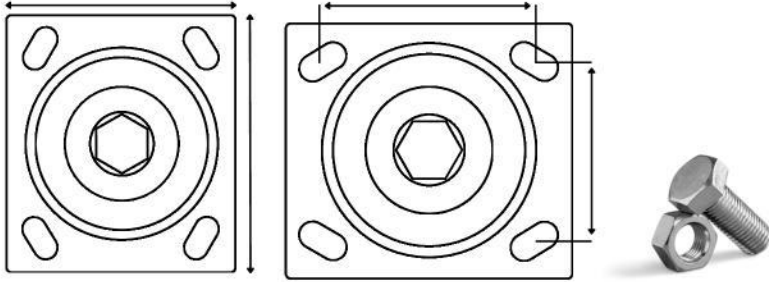
## ROLL WITH CONFIDENCE

## MOVING YOU FORWARD...



## Series #100 Casters

Discover the versatile Series #100 Pneumatic Casters, perfect for any need. Choose from various sizes, materials, and load capacities. For personalized help, contact our customer service team.



Standard Plate Size	Bolt Pattern	Bolt Diameter
4" x 4-1/2"	2-5/8" x 3-5/8" to 3" x 3"	3/8"
4-1/2" x 6-1/4" (TP2)	3-3/8" x 5-1/4" to 2-7/16" x 4-15/16"	3/8"
5" x 5-1/2" (TP3)	4-1/8" x 4-1/2"	3/8"
5" X 7-1/4" (TP4)	3-3/8" X 5-1/4" TO 4-1/8" x 6-1/8"	1/2"

If you can't find the plate size you need, don't hesitate to reach out to our customer service team. We're here to **help** you find exactly what you're looking for!

### Choose Your Movement

- Rigid and Swivel Available



RIGID



SWIVEL

Our **brass** finish casters add style and durability to Bellman carts. For details, contact customer service.



## Bearing Type(s)

### Roller Bearing

Anti-friction bearing, ideal for manual applications with prevalent shock loading.



### Ball Bearing

Ball bearing provides smooth movement and durability.



### Tapered Bearing

Tapered bearings ensure smooth, durable performance for heavy-duty caster wheels.



## Brake Option(s) & More...

### Side Lock Brake (SLB)

The **side lock brake** places a positive locking force against the wheel hub locking the wheel only.



SCC-100S1650-PNT-BSL-FCB-TP4

### Bolt-on Swivel Lock (BSL)

The **bolt-on swivel lock** secures swivel casters, preventing unwanted movement. Easy to install, it ensures stability.



SCC-DW100S1650-PNT-BSL-TP4

### Face Contact Brake (FCB) & Dual Pneumatic Casters (DW)

The **Face Contact Brake** (FCB) locks wheels with pedal-activated pressure. **Dual Pneumatic Casters** (DW) offer high capacity with rubber tires, ideal for aerospace, construction, and heavy equipment.



SCC-DW100S1650-PNT-BSL-FCB-TP4

### Top Lock Brake (TLB)

The **Top lock brake** on casters securely locks the wheel, ensuring stability and safety.



SCC-30CS820-PUR-TLB-RS



### All-Terrain Pneumatic Wheels!

Industrial pneumatic wheels cushion cargo on various terrains and indoors. They require air maintenance, hold air well, and have durable hubs. Suitable for hospitals, hotels, studios, labs, and retail stores.

## SINGLE WHEEL CASTERS

Wheel Size	Wheel Type	Load Capacity (lbs.)	Overall Height	Swivel Part Number	Rigid Part Number	Color
6" x 2"	Pneumatic	300	7-1/2"	<a href="#">SCC-100S150-PNB</a>	<a href="#">SCC-100R150-PNB</a>	Black
8" x 2.5" (2.80 / 2.50 - 4)	Pneumatic	300	10"	<a href="#">SCC-100S280-PNB</a>	<a href="#">SCC-100R280-PNB</a>	Black
	Pneumatic	300	10"	<a href="#">SCC-100S280-PNB-GRY</a>	<a href="#">SCC-100R280-PNB-GRY</a>	Gray
8" x 2.5"	Semi-Pneumatic	400	10"	<a href="#">SCC-100S825-SNB</a>	<a href="#">SCC-100R825-SNB</a>	Black
10" x 3.5" (4.10 / 3.50 - 4)	Pneumatic	350	12-3/16"	<a href="#">SCC-100S3504-PNB</a>	<a href="#">SCC-100R3504-PNB</a>	Black
10" x 3"	Semi-Pneumatic	650	12-3/16"	<a href="#">SCC-100S1030-SNB</a>	<a href="#">SCC-100R1030-SNB</a>	Black
12" x 3.5" (4.10 / 3.50 - 6)	Pneumatic	450	13-3/4"	<a href="#">SCC-100S3506-PNB</a>	<a href="#">SCC-100R3506-PNB</a>	Black
12" x 3"	Semi-Pneumatic	850	13-3/4"	<a href="#">SCC-100S1230-SNB</a>	<a href="#">SCC-100R1230-SNB</a>	Black
16" x 4.875" (4.80-8)	Pneumatic	1220	19-1/8"	<a href="#">SCC-100S1650-PNT-TP4</a>	<a href="#">SCC-100R1650-PNT-TP4</a>	Black

## SINGLE WHEEL CASTERS *with Brakes*

Wheel Size	Wheel Type	Load Capacity (lbs.)	Overall Height	Wheel Brake	Swivel Lock	Wheel Brake Swivel Lock	Color
6" x 2"	Pneumatic	300	7-1/2"	<a href="#">SCC-100S150-PNB-TLB</a>	<a href="#">SCC-100S150-PNB-BSL</a>	<a href="#">SCC-100S150-PNB-TLB-BSL</a>	Black
8" x 2.5" (2.80 / 2.50 - 4)	Pneumatic	300	10"	<a href="#">SCC-100S280-PNB-TLB</a>	<a href="#">SCC-100S280-PNB-BSL</a>	<a href="#">SCC-100S280-PNB-TLB-BSL</a>	Black
	Pneumatic	300	10"	<a href="#">SCC-100S280-PNB-TLB-GRY</a>	<a href="#">SCC-100S280-PNB-BSL-GRY</a>	<a href="#">SCC-100S280-PNB-TLB-BSL-GRY</a>	Gray
8" x 2.5"	Semi-Pneumatic	400	10"	<a href="#">SCC-100S825-SNB-SLB</a>	<a href="#">SCC-100S825-SNB-BSL</a>	<a href="#">SCC-100S825-SNB-SLB-BSL</a>	Black
10" x 3.5" (4.10 / 3.50 - 4)	Pneumatic	350	12-3/16"	<a href="#">SCC-100S3504-PNB-TLB</a>	<a href="#">SCC-100S3504-PNB-BSL</a>	<a href="#">SCC-100S3504-PNB-TLB-BSL</a>	Black
10" x 3"	Semi-Pneumatic	650	12-3/16"	<a href="#">SCC-100S1030-SNB-SLB</a>	<a href="#">SCC-100S1030-SNB-BSL</a>	<a href="#">SCC-100S1030-SNB-SLB-BSL</a>	Black
12" x 3.5" (4.10 / 3.50 - 6)	Pneumatic	450	13-3/4"	<a href="#">SCC-100S3506-PNB-SLB</a>	<a href="#">SCC-100S3506-PNB-BSL</a>	<a href="#">SCC-100S3506-PNB-SLB-BSL</a>	Black
12" x 3"	Semi-Pneumatic	850	13-3/4"	<a href="#">SCC-100S1230-SNB-SLB</a>	<a href="#">SCC-100S1230-SNB-BSL</a>	<a href="#">SCC-100S1230-SNB-SLB-BSL</a>	Black
16" x 4.875" (4.80-8)	Pneumatic	1220	19-1/8"	<a href="#">SCC-100S1650-PNT-FCB-TP4</a>	<a href="#">SCC-100S1650-PNT-TP4-BSL</a>	<a href="#">SCC-100S1650-PNT-BSL-FCB-TP4</a>	Black

# ROLL WITH CONFIDENCE EVERYWHERE





### Advantages of Dual Wheel Casters!

Dual wheel pneumatic casters offer excellent stability, load capacity, and traction on uneven surfaces, making them ideal for heavy-duty outdoor use. They also provide superior shock absorption and durability.

## DUAL WHEEL CASTERS

Wheel Size	Wheel Type	Load Capacity (lbs.)	Overall Height	Swivel Part Number	Rigid Part Number	Color
6" x 2"	Pneumatic	300	7-1/2"	<a href="#">SCC-DW100S150-PNB</a>	<a href="#">SCC-DW100R150-PNB</a>	Black
8" x 2.5" (2.80 / 2.50 - 4)	Pneumatic	300	10"	<a href="#">SCC-DW100S280-PNB</a>	<a href="#">SCC-DW100R280-PNB</a>	Black
	Pneumatic	300	10"	<a href="#">SCC-DW100S280-PNB-GRY</a>	<a href="#">SCC-DW100R280-PNB-GRY</a>	Gray
8" x 2.5"	Semi-Pneumatic	400	10"	<a href="#">SCC-DW100S825-SNB</a>	<a href="#">SCC-DW100R825-SNB</a>	Black
10" x 3.5" (4.10 / 3.50 - 4)	Pneumatic	350	12-3/16"	<a href="#">SCC-DW100S3504-PNB</a>	<a href="#">SCC-DW100R3504-PNB</a>	Black
10" x 3"	Semi-Pneumatic	650	12-3/16"	<a href="#">SCC-DW100S1030-SNB</a>	<a href="#">SCC-DW100R1030-SNB</a>	Black
12" x 3.5" (4.10 / 3.50 - 6)	Pneumatic	450	13-3/4"	<a href="#">SCC-DW100S3506-PNB</a>	<a href="#">SCC-DW100R3506-PNB</a>	Black
12" x 3"	Semi-Pneumatic	850	13-3/4"	<a href="#">SCC-DW100S1230-SNB</a>	<a href="#">SCC-DW100R1230-SNB</a>	Black
16" x 4.875" (4.80-8)	Pneumatic	1220	19-1/8"	<a href="#">SCC-DW100S1650-PNT-TP4</a>	<a href="#">SCC-DW100R1650-PNT-TP4</a>	Black

## DUAL WHEEL CASTERS *with Brakes*

Wheel Size	Wheel Type	Load Capacity (lbs.)	Overall Height	Wheel Brake	Swivel Lock	Wheel Brake Swivel Lock	Color
6" x 2"	Pneumatic	300	7-1/2"	<a href="#">SCC-DW100S150-PNB-TLB</a>	<a href="#">SCC-DW100S150-PNB-BSL</a>	<a href="#">SCC-DW100S150-PNB-TLB-BSL</a>	Black
8" x 2.5" (2.80 / 2.50 - 4)	Pneumatic	300	10"	<a href="#">SCC-DW100S280-PNB-TLB</a>	<a href="#">SCC-DW100R280-PNB-BSL</a>	<a href="#">SCC-DW100S280-PNB-TLB-BSL</a>	Black
	Pneumatic	300	10"	<a href="#">SCC-DW100S280-PNB-TLB-GRY</a>	<a href="#">SCC-DW100R280-PNB-BSL-GRY</a>	<a href="#">SCC-DW100S280-PNB-TLB-BSL-GRY</a>	Gray
8" x 2.5"	Semi-Pneumatic	400	10"	<a href="#">SCC-DW100S825-SNB-SLB</a>	<a href="#">SCC-DW100R825-SNB-BSL</a>	<a href="#">SCC-DW100S825-SNB-SLB-BSL</a>	Black
10" x 3.5" (4.10 / 3.50 - 4)	Pneumatic	350	12-3/16"	<a href="#">SCC-DW100S3504-PNB-TLB</a>	<a href="#">SCC-DW100S3504-PNB-BSL</a>	<a href="#">SCC-DW100S3504-PNB-TLB-BSL</a>	Black
10" x 3"	Semi-Pneumatic	650	12-3/16"	<a href="#">SCC-DW100S1030-SNB-SLB</a>	<a href="#">SCC-DW100S1030-SNB-BSL</a>	<a href="#">SCC-DW100S1030-SNB-SLB-BSL</a>	Black
12" x 3.5" (4.10 / 3.50 - 6)	Pneumatic	450	13-3/4"	<a href="#">SCC-DW100S3506-PNB-SLB</a>	<a href="#">SCC-DW100S3506-PNB-BSL</a>	<a href="#">SCC-DW100S3506-PNB-SLB-BSL</a>	Black
12" x 3"	Semi-Pneumatic	850	13-3/4"	<a href="#">SCC-DW100S1230-SNB-SLB</a>	<a href="#">SCC-DW100S1230-SNB-BSL</a>	<a href="#">SCC-DW100S1230-SNB-SLB-BSL</a>	Black
16" x 4.875" (4.80-8)	Pneumatic	1220	19-1/8"	<a href="#">SCC-DW100S1650-PNT-FCB-TP4</a>	<a href="#">SCC-DW100S1650-PNT-TP4-BSL</a>	<a href="#">SCC-DW100S1650-PNT-BSL-FCB-TP4</a>	Black

# WHICH CASTER IS RIGHT FOR YOU? SINGLE VS DUAL WHEEL



Choosing the right caster depends on your specific needs. Here's a quick guide to help:

### Single Wheel Caster

- **Stability:** Best for lighter loads and smooth surfaces.
- **Maneuverability:** Easier to steer in tight spaces.
- **Applications:** Ideal for bellman & sport carts, and indoor & outdoor use.

### Dual Wheel Caster

- **Stability:** Handles heavier loads with greater stability.
- **Maneuverability:** Provides better control on uneven terrain.
- **Applications:** Perfect for heavy-duty equipment, industrial carts, and outdoor use.

Remember, choosing the right caster depends on various factors. Even if you prefer a particular style (single or dual), it's best to consult with our **customer service** team for expert advice and a tailored recommendation before making a purchase.



We offer a range of durable wheels in materials like rubber, polyurethane, and steel. Explore customization options to design wheels that fit your specific needs.

### Adaptable Wheels for Every Application

We offer wheels in a range of materials, including durable rubber, quiet polyurethane, heat-resistant steel, and tough nylon, each tailored for specific applications. Our Keyed Drive wheels provide secure performance with quick turnaround times to keep your projects on schedule. Plus, you can customize wheels to meet your exact needs.

<p>RUBBER ON ALUMINUM</p> <p><b>RA</b></p>	<p>SEMI STEEL</p> <p><b>SS</b></p>	<p>NYLON</p> <p><b>NY</b></p>	<p>POLYOLEFIN</p> <p><b>PO</b></p>	<p>GLASS FILLED NYLON</p> <p><b>GFN / GFN*HT</b></p>
<p>POLYURETHANE ON CAST IRON</p> <p><b>PU</b></p>	<p>PHENOLICS</p> <p><b>PH/ PH*HT</b></p>	<p>SOLID POLYURETHANE</p> <p><b>SPU</b></p>	<p>ICEFLOW™</p> <p><b>ICE</b></p>	<p>RUBBER ON STEEL</p> <p><b>RS</b></p>
<p>MUDDERTUFFER™</p> <p><b>TPR</b></p>	<p>CAST IRON V-GROOVE DUCTILE V-GROOVE</p> <p><b>VG / DVG</b></p>	<p>THERMO PLASTIC RUBBER (FLAT/DONUT)</p> <p><b>TPRF / TPRD</b></p>	<p>CROWNFORCE™</p> <p><b>EZPU</b></p>	<p>POLYURETHANE ON POLYOLEFIN</p> <p><b>PPU</b></p>
<p>HARD/SOFT RUBBER</p> <p><b>HR / SR</b></p>	<p>DUCTILE STEEL</p> <p><b>DS</b></p>	<p>PNEUMATIC</p> <p><b>PN</b></p>	<p>SEMI-PNEUMATIC NEVER-FLAT</p> <p><b>SN / NF</b></p>	<p>KEYED DRIVE WHEELS</p> <p><b>KW</b></p>

Looking for **Service Caster** wheels or custom options? We offer many wheels beyond what's listed. Contact our team for personalized solutions!



## Mold-on Rubber Wheels

Rubber on Cast Iron Center

These solid cushion rubber tires are permanently bonded to iron wheel centers, delivering exceptional durability and long-lasting performance. Widely utilized on industrial equipment, they ensure reliable operation in demanding environments.

### Applications

- Forklifts
- Heavy-duty Carts
- Industrial Tuggers
- Automated Guided Vehicles (AGVs)
- Construction Equipment
- Factory Floor Machinery

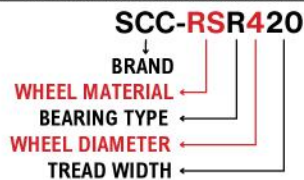
### Features

- Cushion rubber tread vulcanized to a cast iron center with a lubrication fitting
- Superior protection for floors and loads
- Smooth and effortless rolling
- Shock-absorbing design
- Silent operation

### Bearing Type(s)



### 4" x 2" Mold-On Rubber on Cast Iron Wheels



### Hardness:

70-80 Shore A Durometer

Temperature Range:  
-40°F to 180°F



Dumpster Caster Wheels Built to Last

## Mold-on Rubber on Cast Iron

Diameter	Tread Width	Hub Length	Plain Bore Diameters	Load Capacity (lbs.)	Bearing Diameter	Part Number
4"	1-1/2"	1-5/8"	1-3/16"	250	1/2", 5/8", 3/4"	SCC-RSR415
	2"	2-3/16"	3/4"	300		SCC-RSS420
	2"	2-7/16"	1-3/16"	300	1/2", 5/8", 3/4"	SCC-RSR420
5"	1-1/2"	1-5/8"	1-3/16"	350	1/2", 5/8", 3/4"	SCC-RSR515
	2"	2-3/16"	3/4"	450		SCC-RSS520
	2"	2-7/16"	1-3/16"	450	1/2", 5/8", 3/4"	SCC-RSR520
6"	1-1/2"	1-5/8"	1-3/16"	450	1/2", 5/8", 3/4"	SCC-RSR615
	2"	2-3/16"	3/4"	500		SCC-RSS620
	2"	2-7/16"	1-3/16"	500	1/2", 5/8", 3/4"	SCC-RSR620
	2-1/2"	2-3/4"	1-3/16"	600	1/2", 5/8", 3/4"	SCC-RSR625-1-3/16
		2-3/4"	1-15/16"	700	3/4", 1", 1-1/4"	SCC-RSR625
		3-1/4"	1-15/16"	700	3/4", 1", 1-1/4"	SCC-RSR625-3-1/4
3"	3-1/4"	1-15/16"	750	3/4", 1", 1-1/4"	SCC-RSR630	
8"	2"	2-7/16"	1-3/16"	600	1/2", 5/8", 3/4"	SCC-RSR820
	2-1/2"	2-3/4"	1-3/16"	800	1/2", 5/8", 3/4"	SCC-RSR825-1-3/16
		2-3/4"	1-15/16"	850	3/4", 1", 1-1/4"	SCC-RSR825
		3-1/4"	1-15/16"	850	3/4", 1", 1-1/4"	SCC-RSR825-3-1/4
	3"	3-1/4"	1-15/16"	900	3/4", 1", 1-1/4"	SCC-RSR830
10"	2"	2-1/4"	1-3/16", 1-7/16"	700	3/4", 7/8", 1", 1-1/4"	SCC-RSR1020
	2-1/2"	2-3/4"	1-3/16"	900	1/2", 5/8", 3/4"	SCC-RSR1025-1-3/16
		2-3/4"	1-15/16"	950	3/4", 1", 1-1/4"	SCC-RSR1025
		3-1/4"	1/15/16"	950	3/4", 1", 1-1/4"	SCC-RSR1025-3-1/4
	3"	3-1/4"	1-15/16"	1000	3/4", 1", 1-1/4"	SCC-RSR1030
	4"	4-1/4"	1-15/16", 2-7/16"	1400	3/4", 1", 1-1/4", 1-1/2"	SCC-RSR1040

VARIOUS TYPES OF BEARINGS ARE AVAILABLE, INCLUDING BALL BEARINGS, TAPERED BEARINGS, AND DELRIN BEARINGS, OFFERED IN A RANGE OF SIZES.

Unlock a World of Possibilities and Discover More Options with **Service Caster!**



## Mold-on Rubber on Cast Iron

Diameter	Tread Width	Hub Length	Plain Bore Diameters	Load Capacity (lbs.)	Bearing Diameter	Part Number
12"	2-1/2"	2-3/4"	1-3/16"	950	1/2", 5/8", 3/4"	<a href="#">SCC-RSR1225-1-3/16</a>
		2-3/4"	1-15/16"	950	3/4", 1", 1-1/4"	<a href="#">SCC-RSR1225</a>
		3-1/4"	1-15/16"	950	3/4", 1", 1-1/4"	<a href="#">SCC-RSR1225-3-1/4</a>
	3"	3-1/4"	1-15/16"	1200	3/4", 1", 1-1/4"	<a href="#">SCC-RSR1230</a>
	3-1/2"	4-1/4"	2-7/16"	1500	3/4", 1", 1-1/4", 1-1/2"	<a href="#">SCC-RSR1235</a>
	4"	4-1/4"	2-7/16"	1600	3/4", 1", 1-1/4", 1-1/2"	<a href="#">SCC-RSR1240</a>
	5"	5-1/4"	2-7/16"	2100	3/4", 1", 1-1/4", 1-1/2"	<a href="#">SCC-RSR1250</a>
14"	2-1/2"	2-3/4"	1-15/16"	1100	3/4", 1", 1-1/4", 1-1/2"	<a href="#">SCC-RSR1425</a>
	3"	3-1/4"	1-15/16"	1300	3/4", 1", 1-1/4", 1-1/2"	<a href="#">SCC-RSR1430</a>
16"	3"	3-1/4"	1-15/16"	1500	3/4", 1", 1-1/4", 1-1/2"	<a href="#">SCC-RSR1630</a>
	4"	4-1/4"	2-7/16"	2000	3/4", 1", 1-1/4", 1-1/2"	<a href="#">SCC-RSR1640</a>
18"	3"	3-1/4"	1-15/16"	1550	3/4", 1", 1-1/4", 1-1/2"	<a href="#">SCC-RSR1830</a>

VARIOUS TYPES OF BEARINGS ARE AVAILABLE, INCLUDING BALL BEARINGS, TAPERED BEARINGS, AND DELRIN BEARINGS, OFFERED IN A RANGE OF SIZES.

### MudderTuffer™ Wheels

Solid Thermo Rubber

The MudderTuffer wheel features a rugged thermo rubber tread, resistant to water, oils, and weather. It delivers smooth, non-marking performance with dual-sealed bearings, and operates reliably from -20°F to 180°F.

#### Applications

- Outdoor Equipment Carts
- Construction Trolleys
- Utility Carts
- Landscaping Equipment
- Warehouse Carts



#### Hardness:

65 Shore A Durometer



#### Temperature Range:

-20°F to 180°F



Precision Ball Bearings

#### Features

- Non-Marking Design makes it ideal for all floor surfaces.
- Dual-Sealed Bearings offer smooth, reliable movement.
- Plastic Core ensures durability and lightweight performance.
- Temperature Range of -20°F to 160°F allows for use in various environments.
- Thermo Rubber Tread provides excellent resistance to water, oils, and weather.

8" x 2" Solid Thermo Rubber Wheels

**SCC-TPRB820**



## Solid Thermo Rubber (MudderTuffer™)

Diameter	Tread Width	Hub Length	Load Capacity (lbs.)	Bearing Diameter	Part Number
4"	2"	2-7/16"	400	1/2", 5/8", 3/4"	<a href="#">SCC-TPRB420</a>
5"	2"	2-7/16"	500	1/2", 5/8", 3/4"	<a href="#">SCC-TPRB520</a>
6"	2"	2-7/16"	600	1/2", 5/8", 3/4"	<a href="#">SCC-TPRB620</a>
8"	2"	2-7/16"	700	1/2", 5/8", 3/4"	<a href="#">SCC-TPRB820</a>

VARIOUS TYPES OF BEARINGS ARE AVAILABLE, INCLUDING BALL BEARINGS, TAPERED BEARINGS, AND DELRIN BEARINGS, OFFERED IN A RANGE OF SIZES.



**SERVICE CASTER: RUBBER WHEELS FOR EVERY JOB: BUILT TO LAST AND PERFORM**



## Mold-on Polyurethane Wheels

Mold-on Polyurethane on Cast Iron Center

The polyurethane wheel, cast to 3/8" and bonded to iron centers, features a non-marking, non-sparking green or red tread that resists ozone, grease, oils, and solvents. *Guaranteed against tread separation for one year in free-wheeling applications.*

### Applications

- Industrial Carts
- Manufacturing Equipment
- Hazardous Environments
- Assembly Lines
- Construction Equipment
- Airport Baggage Handling

### Features

- Chemically bonded to a sturdy cast iron core
- Non-marking, non-staining, and non-conductive treads
- Protects flooring from damage
- Resists oil, grease, water, and most solvents
- Wheels initiate movement easily and roll smoothly
- Offered in a wide range of colors

### Bearing Type(s)



5" x 2" Mold-On Poly on Cast Iron Wheels

**SCC-PUB520-RS**



Hardness:

95 Shore A Durometer

Temperature Range:

-40°F to 180°F



## Mold-on Polyurethane on Cast Iron

Our most popular colors are Green on Black (GB) and Red on Silver (RS).

Diameter	Tread Width	Hub Length	Plain Bore Diameters	Load Capacity (lbs.)	Bearing Diameter	Part Number
3"	1-1/4"	1-1/2"	1-3/16"	800	3/8", 1/2", 5/8", 3/4"	SCC-PUR314
	1-1/2"	1-5/8"	1-3/16"	500	3/8", 1/2", 5/8", 3/4"	SCC-PUR315
3-1/4"	1-1/2"	1-5/8"	1-3/16"	500	3/8", 1/2", 5/8", 3/4"	SCC-PUR3415
	2"	2-3/16"	1-3/16"	600	3/8", 1/2", 5/8", 3/4"	SCC-PUR3420
4"	1-1/2"	1-5/8"	1-3/16"	250	3/8", 1/2", 5/8", 3/4"	SCC-PUR415
	2"	2-3/16"	1-3/16"	700	3/8", 1/2", 5/8", 3/4"	SCC-PUR420
5"	1-1/2"	1-5/8"	1-3/16"	800	3/8", 1/2", 5/8", 3/4"	SCC-PUR515
	2"	2-3/16"	1-3/16"	1100	1/2", 5/8", 3/4"	SCC-PUR520
	3"	3-1/4"	1-15/16"	1600	3/4", 1", 1-1/4"	SCC-PUR530
6"	1-1/2"	1-5/8"	1-3/16"	800	3/8", 1/2", 5/8", 3/4"	SCC-PUR615
	2"	2-3/16"	1-3/16"	1200	1/2", 5/8", 3/4"	SCC-PUR620
	2-1/2"	2-3/4"	1-3/16"	1500	1/2", 5/8", 3/4"	SCC-PUR625-1-3/16
		2-3/4"	1-15/16"	1600	3/4", 1", 1-1/4"	SCC-PUR625
		3-1/4"	1-15/16"	1600	3/4", 1", 1-1/4"	SCC-PUR625-3-1/4
		3"	3-1/4"	1-15/16"	2000	3/4", 1", 1-1/4"
8"	2"	2-7/16"	1-3/16"	1400	1/2", 5/8", 3/4"	SCC-PUR820
	2-1/2"	2-3/4"	1-3/16"	1600	1/2", 5/8", 3/4"	SCC-PUR825-1-3/16
		2-3/4"	1-15/16"	2000	3/4", 1", 1-1/4"	SCC-PUR825
		3-1/4"	1-15/16"	2000	3/4", 1", 1-1/4"	SCC-PUR825-3-1/4
		3"	3-1/4"	1-15/16"	2500	3/4", 1", 1-1/4"
10"	2-1/2"	2-3/4"	1-15/16"	2200	3/4", 1", 1-1/4"	SCC-PUR1025
	2-1/2"	3-1/4"	1-15/16"	2200	3/4", 1", 1-1/4"	SCC-PUR1025-3-1/4
	3"	3-1/4"	1-15/16"	3000	3/4", 1", 1-1/4"	SCC-PUR1030
	4"	4-1/4"	1-15/16", 2-7/16"	5000	3/4", 1", 1-1/4", 1-1/2"	SCC-PUR1040

VARIOUS TYPES OF BEARINGS ARE AVAILABLE, INCLUDING BALL BEARINGS, TAPERED BEARINGS, AND DELRIN BEARINGS, OFFERED IN A RANGE OF SIZES.

**For personalized sizes or colors, please reach out to customer service.**



## Mold-on Polyurethane on Cast Iron

Diameter	Tread Width	Hub Length	Plain Bore Diameters	Load Capacity (lbs.)	Bearing Diameter	Part Number
12"	2-1/2"	2-3/4"	1-3/16"	2500	1/2", 5/8", 3/4"	<a href="#">SCC-PUR1225-1-3/16</a>
		2-3/4"	1-15/16"	2500	3/4", 1", 1-1/4"	<a href="#">SCC-PUR1225</a>
		3-1/4"	1-15/16"	2500	3/4", 1", 1-1/4"	<a href="#">SCC-PUR1225-3-1/4</a>
	3"	3-1/4"	1-15/16"	3500	3/4", 1", 1-1/4"	<a href="#">SCC-PUR1230</a>
	4"	4-1/4"	2-7/16"	5500	3/4", 1", 1-1/4", 1-1/2"	<a href="#">SCC-PUR1240</a>
16"	3"	3-1/4"	1-15/16"	4400	3/4", 1", 1-1/4", 1-1/2"	<a href="#">SCC-PUR1630</a>

VARIOUS TYPES OF BEARINGS ARE AVAILABLE, INCLUDING BALL BEARINGS, TAPERED BEARINGS, AND DELRIN BEARINGS, OFFERED IN A RANGE OF SIZES.

### CrownForce™ Wheels

#### Easy-Roll Heavy-Duty Poly Wheels

Easy-Roll HD Polyurethane Wheels provide smooth movement with a durable cast iron core, offering strength and floor protection. They perform in temperatures from -40°F to +180°F with various bearing options for versatile use.

#### Applications

- Warehouse Carts
- Material Handling Equipment
- Industrial Dollies
- Heavy Machinery
- Retail Displays

#### Features

- Crowned Tread for smooth movement.
- Cast Iron Core for maximum durability.
- Shore A 95 for strength and floor protection.
- Temp Range: -40°F to +180°F for versatile use.
- Bearing Options for optimal performance.

#### 10" x 3" Easy-Roll Poly on Cast Iron Wheels



**Hardness:**  
95 Shore A Durometer

**Temperature Range:**  
-40°F to 180°F



**Perfect Wheels for -  
Keyed Drive Wheels**



## Easy-Roll Heavy-Duty Poly Wheels

Diameter	Tread Width	Hub Length	Plain Bore Diameters	Load Capacity (lbs.)	Bearing Diameter	Part Number
4"	1-1/2"	1-5/8"	1-3/16"	600	3/8", 1/2", 5/8", 3/4"	<a href="#">SCC-EZPUR415</a>
	2"	2-3/16"	1-3/16"	800	1/2", 5/8", 3/4"	<a href="#">SCC-EZPUR420</a>
5"	1-1/2"	1-5/8"	1-3/16"	800	3/8", 1/2", 5/8", 3/4"	<a href="#">SCC-EZPUR515</a>
	2"	2-3/16"	1-3/16"	1300	1/2", 5/8", 3/4"	<a href="#">SCC-EZPUR520</a>
6"	1-1/2"	1-5/8"	1-3/16"	850	3/8", 1/2", 5/8", 3/4"	<a href="#">SCC-EZPUR615</a>
	2"	2-3/16"	1-3/16"	1400	1/2", 5/8", 3/4"	<a href="#">SCC-EZPUR620</a>
	2-1/2"	2-3/4"	1-15/16"	1700	3/4", 1", 1-1/4"	<a href="#">SCC-EZPUR625</a>
	2-1/2"	3-1/4"	1-15/16"	1700	3/4", 1", 1-1/4"	<a href="#">SCC-EZPUR625-3-1/4</a>
	3"	3-1/4"	1-15/16"	2200	3/4", 1", 1-1/4"	<a href="#">SCC-EZPUR630</a>
8"	2"	2-3/16"	1-3/16"	1500	1/2", 5/8", 3/4"	<a href="#">SCC-EZPUR820</a>
	2-1/2"	2-3/4"	1-15/16"	2200	3/4", 1", 1-1/4"	<a href="#">SCC-EZPUR825</a>
	2-1/2"	3-1/4"	1-15/16"	2200	3/4", 1", 1-1/4"	<a href="#">SCC-EZPUR825-3-1/4</a>
	3"	3-1/4"	1-15/16"	2700	3/4", 1", 1-1/4"	<a href="#">SCC-EZPUR830</a>
10"	2-1/2"	2-3/4"	1-15/16"	2400	3/4", 1", 1-1/4"	<a href="#">SCC-EZPUR1025</a>
	2-1/2"	3-1/4"	1-15/16"	2400	3/4", 1", 1-1/4"	<a href="#">SCC-EZPUR1025-3-1/4</a>
	3"	3-1/4"	1-15/16"	3000	3/4", 1", 1-1/4"	<a href="#">SCC-EZPUR1030</a>
12"	2-1/2"	2-3/4"	1-15/16"	2700	3/4", 1", 1-1/4"	<a href="#">SCC-EZPUR1225</a>
	2-1/2"	3-1/4"	1-15/16"	2700	3/4", 1", 1-1/4"	<a href="#">SCC-EZPUR1225-3-1/4</a>
	3"	3-1/4"	1-15/16"	4200	3/4", 1", 1-1/4"	<a href="#">SCC-EZPUR1230</a>

VARIOUS TYPES OF BEARINGS ARE AVAILABLE, INCLUDING BALL BEARINGS, TAPERED BEARINGS, AND DELRIN BEARINGS, OFFERED IN A RANGE OF SIZES.



## Semi-Steel Cast Iron Wheels

### Semi-Steel Cast Iron Wheels

Semi-Steel (Gray Iron) Wheels are cost-effective, ideal for light to medium-duty on smooth concrete. They shouldn't be used on rough surfaces, with impact, overload, or in automated systems, as they may cause floor damage.

#### Applications

- Warehouse Carts
- Manufacturing Material Handling
- Equipment Dollies
- Platform Trucks
- Workshop Tool Carts

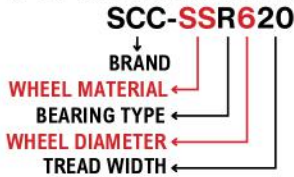
#### Features

- Generous Capacity
- Resistant to Abrasion
- Precisely Machined Hub Length and Wheel Face
- Smooth Rolling Even Under Heavy Loads
- Durable and Long-Lasting

#### Bearing Type(s)



#### 6" x 2" Semi-Steel Cast Iron Wheels



#### Hardness:

95 Shore A Durometer

#### Temperature Range:

-45°F to 800°F



THESE WHEELS EXCEL IN HIGH-HEAT ENVIRONMENTS, PERFECT FOR INDUSTRIAL OVENS AND COMMERCIAL KITCHENS.

## Semi-Steel Cast Iron Wheels

Diameter	Tread Width	Hub Length	Plain Bore Diameters	Load Capacity (lbs.)	Bearing Diameter	Part Number
2"	1"	1-1/8"	1/4"	250	1/4"	SCC-SS210
2-1/2"	1"	1-1/8"	5/16"	250	5/16"	SCC-SS2510
3"	1-1/4"	1-9/16"	3/8", 1/2"	350	3/8", 1/2"	SCC-SSS314
3-1/2"	1-1/4"	1-9/16"	3/8"	400	3/8"	SCC-SSS3514
3-1/4"	1-1/2"	1-7/8"	1-3/16"	400	3/8", 1/2", 5/8", 3/4"	SCC-SSR3415
	2"	2-3/16"	1-3/16"	700	3/8", 1/2", 5/8", 3/4"	SCC-SSR3420
4"	1-1/2"	1-5/8"	1-3/16"	600	3/8", 1/2", 5/8", 3/4"	SCC-SSR415
	2"	2-3/16"	1-3/16"	700	3/8", 1/2", 5/8", 3/4"	SCC-SSR420
5"	1-1/2"	1-5/8"	1-3/16"	600	3/8", 1/2", 5/8", 3/4"	SCC-SSR515
	2"	2-3/16"	1-3/16"	1000	1/2", 5/8", 3/4"	SCC-SSR520
6"	1-1/2"	1-5/8"	1-3/16"	600	3/8", 1/2", 5/8", 3/4"	SCC-SSR615
	2"	2-3/16"	1-3/16"	1000	1/2", 5/8", 3/4"	SCC-SSR620
		2-3/4"	1-3/16"	1600	1/2", 5/8", 3/4"	SCC-SSR625-1-3/16
	2-1/2"	2-3/4"	1-15/16"	1800	3/4", 1", 1-1/4"	SCC-SSR625
		3-1/4"	1-15/16"	1800	3/4", 1", 1-1/4"	SCC-SSR625-3-1/4
3"	3-1/4"	1-15/16"	2700	3/4", 1", 1-1/4"	SCC-SSR630	
8"	2"	2-3/16"	1-3/16"	1400	1/2", 5/8", 3/4"	SCC-SSR820
		2-3/4"	1-3/16"	1600	1/2", 5/8", 3/4"	SCC-SSR825-1-3/16
	2-1/2"	2-3/4"	1-15/16"	1800	3/4", 1", 1-1/4"	SCC-SSR825
		3-1/4"	1-15/16"	1800	3/4", 1", 1-1/4"	SCC-SSR825-3-1/4
	3"	3-1/4"	1-15/16"	2500	3/4", 1", 1-1/4"	SCC-SSR830
10"	2-1/2"	2-3/4"	1-3/16"	1700	1/2", 5/8", 3/4"	SCC-SSR1025-1-3/16
		2-3/4"	1-15/16"	2000	3/4", 1", 1-1/4"	SCC-SSR1025
	3-1/4"	1-15/16"	2000	3/4", 1", 1-1/4"	SCC-SSR1025-3-1/4	
		1-15/16"	2500	3/4", 1", 1-1/4"	SCC-SSR1030	

VARIOUS TYPES OF BEARINGS ARE AVAILABLE, INCLUDING BALL BEARINGS, TAPERED BEARINGS, AND DELRIN BEARINGS, OFFERED IN A RANGE OF SIZES.



## Semi-Steel Cast Iron Wheels

Diameter	Tread Width	Hub Length	Plain Bore Diameters	Load Capacity (lbs.)	Bearing Diameter	Part Number
12"	2-1/2"	2-3/4"	1-15/16"	2000	3/4", 1", 1-1/4"	<a href="#">SCC-SSR1225</a>
	2-1/2"	3-1/4"	1-15/16"	2000	3/4", 1", 1-1/4"	<a href="#">SCC-SSR1225-3-1/4</a>
	3"	3-1/4"	1-15/16"	2500	3/4", 1", 1-1/4"	<a href="#">SCC-SSR1230</a>

VARIOUS TYPES OF BEARINGS ARE AVAILABLE, INCLUDING BALL BEARINGS, TAPERED BEARINGS, AND DELRIN BEARINGS, OFFERED IN A RANGE OF SIZES.

### Ductile Steel

#### Flat / Crown Tread Ductile Wheels

Made of ductile iron with a heavy-duty core, these wheels handle temperatures from -45°F to 800°F, offer 45,000 PSI tensile strength, and support up to 10,000 lbs. Various bearing options ensure optimal performance.

#### Applications

- Industrial Ovens
- High-heat Furnaces
- Heavy-duty Manufacturing Equipment
- Foundry Carts
- Kiln Carts

#### Features

- High-temperature resistance (-45°F to 800°F)
- 45,000 PSI tensile strength
- Extra-thick, durable core and tread
- Supports up to 10,000 lbs.
- Multiple bearing options for optimized performance

#### Bearing Type(s)



#### 8" x 2" Semi-Steel Cast Iron Wheels

**SCC-DSR830**

BRAND

WHEEL MATERIAL

BEARING TYPE

WHEEL DIAMETER

TREAD WIDTH

Temperature Range:  
-45°F to 800°F



## Flat / Crown Tread Ductile Wheels

Diameter	Tread Width	Hub Length	Plain Bore Diameters	Load Capacity (lbs.)	Bearing Diameter	Flat Tread Part Number	Crown Tread Part Number
4"	1-1/2"	2"	1-3/16"	1200	3/8", 1/2", 5/8", 3/4"	<a href="#">SCC-DSR415</a>	**
	2"	2-3/16"	1-3/16"	1500	3/8", 1/2", 5/8", 3/4"	<a href="#">SCC-DSR420</a>	<a href="#">SCC-CDS420</a>
5"	2"	2-3/16"	1-3/16"	1500	1/2", 5/8", 3/4"	<a href="#">SCC-DSR520</a>	<a href="#">SCC-CDSR520</a>
	2-1/2"	2-3/4"	1-15/16"	2000	3/4", 1", 1-1/4"	<a href="#">SCC-DSR525</a>	**
6"	2"	2-3/16"	1-3/16"	2000	1/2", 5/8", 3/4"	<a href="#">SCC-DSR620</a>	<a href="#">SCC-CDSR620</a>
	2-1/2"	2-3/4"	1-15/16"	3500	3/4", 1", 1-1/4"	<a href="#">SCC-DSR625</a>	<a href="#">SCC-CDSR625</a>
	2-1/2"	3-1/4"	1-15/16"	3500	3/4", 1", 1-1/4"	<a href="#">SCC-DSR625-3-1/4</a>	<a href="#">SCC-CDSR625-3-1/4</a>
	3"	3-1/4"	1-15/16"	6000	3/4", 1", 1-1/4"	<a href="#">SCC-DSR630</a>	<a href="#">SCC-CDSR630</a>
8"	2"	2-3/16"	1-3/16"	2300	1/2", 5/8", 3/4"	<a href="#">SCC-DSR820</a>	<a href="#">SCC-CDSR820</a>
	2-1/2"	2-3/4"	1-15/16"	4000	3/4", 1", 1-1/4"	<a href="#">SCC-DSR825</a>	<a href="#">SCC-CDSR825</a>
	2-1/2"	3-1/4"	1-15/16"	4000	3/4", 1", 1-1/4"	<a href="#">SCC-DSR825-3-1/4</a>	<a href="#">SCC-CDSR825-3-1/4</a>
	3"	3-1/4"	1-15/16"	6000	3/4", 1", 1-1/4"	<a href="#">SCC-DSR830</a>	<a href="#">SCC-CDSR830</a>
	4"	4-1/4"	2-7/16"	10000	3/4", 1", 1-1/4", 1-1/2"	<a href="#">SCC-DSR840</a>	**

VARIOUS TYPES OF BEARINGS ARE AVAILABLE, INCLUDING BALL BEARINGS, TAPERED BEARINGS, AND DELRIN BEARINGS, OFFERED IN A RANGE OF SIZES.

PLEASE NOTE THE PART NUMBERS LISTED ARE FOR WHEELS WITH ROLLER BEARINGS. FOR A DIFFERENT BEARING, CHANGE THE LETTER IN THE PART NUMBER. EXAMPLE: FOR BALL BEARINGS, USE "DSB620" INSTEAD OF "DSR620." FOR AN 8X2 TAPERED BEARING, USE "SCC-DST820."



## Flat / Crown Tread Ductile Wheels

Diameter	Tread Width	Hub Length	Plain Bore Diameters	Load Capacity (lbs.)	Bearing Diameter	Flat Tread Part Number	Crown Tread Part Number
10"	2-1/2"	2-3/4"	1-15/16	4500	3/4", 1", 1-1/4"	<a href="#">SCC-DSR1025</a>	**
		3-1/4"	1-15/16"	4500	3/4", 1", 1-1/4"	<a href="#">SCC-DSR1025-3-1/4</a>	
	3"	3-1/4"	1-15/16"	10000	3/4", 1", 1-1/4"	<a href="#">SCC-DSR1030</a>	<a href="#">SCC-CDSR1030</a>
	4"	4-1/4"	2-7/16"	10000	3/4", 1", 1-1/4", 1-1/2"	<a href="#">SCC-DSR1040</a>	
12"	3"	3-1/4"	1-15/16"	6000	3/4", 1", 1-1/4"	<a href="#">SCC-DSR1230</a>	<a href="#">SCC-CDSR1230</a>
	3-1/2"	4-1/4"	1-1/4"	10000	1-1/4"	<a href="#">SCC-DSR1235</a>	**
	4"	4-9/16"	1-1/4"	17000	1-1/4"	<a href="#">SCC-DSR1240</a>	
14	3"	3-1/4"	1-15/16"	6000	3/4", 1", 1-1/4"	<a href="#">SCC-DSR1430</a>	

VARIOUS TYPES OF BEARINGS ARE AVAILABLE, INCLUDING BALL BEARINGS, TAPERED BEARINGS, AND DELRIN BEARINGS, OFFERED IN A RANGE OF SIZES.

## Cast Iron V-Groove

### Cast Iron V-Groove

The cast iron V-groove wheel is designed for inverted angle tracks but also works on flat surfaces. Its 90° V-groove ensures load balance, making it ideal for industrial applications requiring precise alignment, such as assembly lines, paint lines, and gates.

#### Applications

- Assembly Lines
- Industrial Gates
- Conveyor Systems
- Sliding Doors

#### Features

- Precisely machined 90° V-groove with relief for load equalization
- Tensile strength of 30,000 PSI
- Durable cast iron construction
- Usable on both inverted angle tracks and flat surfaces

#### Bearing Type(s)



Temperature Range:  
-45°F to 300°F



#### 4" x 2" Cast Iron V-Groove Wheels

### SCC-VGR420

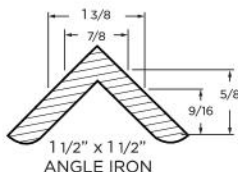
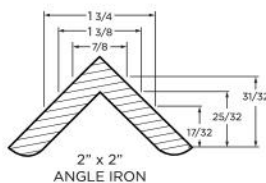
BRAND

WHEEL MATERIAL

BEARING TYPE

WHEEL DIAMETER

TREAD WIDTH



## Cast Iron V-Groove

Diameter	Tread Width	Hub Length	Plain Bore Diameters	Load Capacity (lbs.)	Bearing Diameter	Groove Width	Part Number
3"	1-1/4"	1-5/8"	1/2"	350	1/2"	7/8"	<a href="#">SCC-VGS314</a>
	1-1/2"	1-5/8"	1-3/16"	375	1/2", 5/8", 3/4"	7/8"	<a href="#">SCC-VGR315</a>
4"	1-1/2"	1-5/8"	1-3/16"	350	3/8", 1/2", 5/8", 3/4"	7/8"	<a href="#">SCC-VGR415</a>
	2"	2-3/16"	1-3/16"	600	1/2", 5/8", 3/4"	7/8"	<a href="#">SCC-VGR420</a>
5"	2"	2-3/16"	1-3/16"	900	1/2", 5/8", 3/4"	7/8"	<a href="#">SCC-VGR520</a>
6"	2"	2-3/16"	1-3/16"	1000	1/2", 5/8", 3/4"	7/8"	<a href="#">SCC-VGR620</a>
	2-1/2"	2-3/4"	1-15/16"	2500	3/4", 1", 1-1/4"	7/8"	<a href="#">SCC-VGR625</a>
	2-1/2"	3-1/4"	1-15/16"	2500	3/4", 1", 1-1/4"	7/8"	<a href="#">SCC-VGR625-3-1/4</a>
	3"	3-1/4"	1-15/16"	3500	3/4", 1", 1-1/4"	7/8", 1-3/8"	<a href="#">SCC-VGR630</a>
8"	2"	2-3/16"	1-3/16"	1200	1/2", 5/8", 3/4"	7/8"	<a href="#">SCC-VGR820</a>
	2-1/2"	2-3/4"	1-15/16"	2500	3/4", 1", 1-1/4"	7/8"	<a href="#">SCC-VGR825</a>
	2-1/2"	3-1/4"	1-15/16"	2500	3/4", 1", 1-1/4"	7/8"	<a href="#">SCC-VGR825-3-1/4</a>
	3"	3-1/4"	1-15/16"	3500	3/4", 1", 1-1/4"	7/8", 1-3/8"	<a href="#">SCC-VGR830</a>
10"	3"	3-1/4"	1-15/16"	3500	3/4", 1", 1-1/4"	7/8", 1-3/8"	<a href="#">SCC-VGR1030</a>

VARIOUS TYPES OF BEARINGS ARE AVAILABLE, INCLUDING BALL BEARINGS, TAPERED BEARINGS, AND DELRIN BEARINGS, OFFERED IN A RANGE OF SIZES.



## Ductile V-Groove

### Ductile V-Groove

The Ductile Steel V-Groove Wheel is durable, heavy-duty, and economical. Ideal for inverted angle iron tracks, it can also be used on flat surfaces, offering versatile and long-lasting performance.

#### Applications

- Sliding Gates
- Industrial Carts
- Conveyor Systems
- Overhead Cranes
- Production Line Equipment

#### Features

- Extremely solid and well made
- Higher capacity than cast iron v-groove wheels
- More economical than forged steel wheels
- Tensile strength of 30,000 PSI

#### Temperature Range:

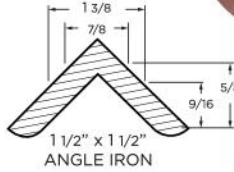
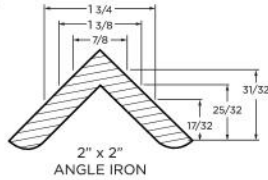
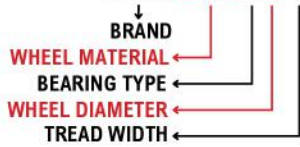
-45°F to 800°F

#### Bearing Type(s)



#### 6" x 2" Ductile V-Groove Wheels

### SCC-DVGR620



## Ductile V-Groove

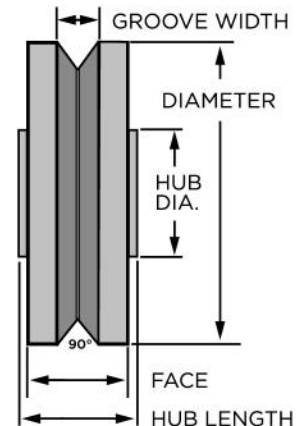
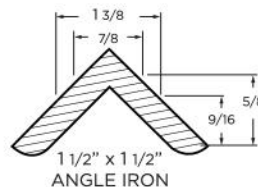
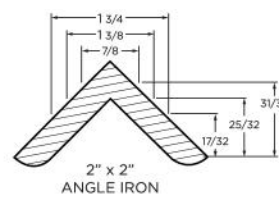
Diameter	Tread Width	Hub Length	Plain Bore Diameters	Load Capacity (lbs.)	Bearing Diameter	Groove Width	Part Number
4"	1-1/2"	1-5/8"	1-3/16"	1200	3/8", 1/2", 5/8", 3/4"	7/8"	SCC-DVGR415
	2"	2-3/16"	1-3/16"	1500	1/2", 5/8", 3/4"	7/8"	SCC-DVGR420
6"	2"	2-3/16"	1-3/16"	1500	1/2", 5/8", 3/4"	7/8"	SCC-DVGR620
	2-1/2"	2-3/4"	1-15/16"	3500	3/4", 1", 1-1/4"	7/8"	SCC-DVGR625
	2-1/2"	3-1/4"	1-15/16"	3500	3/4", 1", 1-1/4"	7/8"	SCC-DVGR625-3-1/4
	3"	3-1/4"	1-15/16"	5000	3/4", 1", 1-1/4"	7/8", 1-3/8"	SCC-DVGR630
8"	2-1/2"	2-3/4"	1-15/16"	3500	3/4", 1", 1-1/4"	7/8"	SCC-DVGR825
	2-1/2"	3-1/4"	1-15/16"	3500	3/4", 1", 1-1/4"	7/8"	SCC-DVGR825-3-1/4
	3"	3-1/4"	1-15/16"	5000	3/4", 1", 1-1/4"	7/8", 1-3/8"	SCC-DVGR830
10"	3"	3-1/4"	1-15/16"	7000	3/4", 1", 1-1/4"	7/8", 1-3/8"	SCC-DVGR1030

VARIOUS TYPES OF BEARINGS ARE AVAILABLE, INCLUDING BALL BEARINGS, TAPERED BEARINGS, AND DELRIN BEARINGS, OFFERED IN A RANGE OF SIZES.

# V-GROOVE Caster Wheels



V-GROOVE CASTER WHEELS GUIDE EQUIPMENT ON ANGLE IRON TRACKS, REDUCING DEBRIS ISSUES AND DISTRIBUTING LOADS EVENLY. THEY ALSO WORK ON FLAT FLOORS. USE TAPERED BEARINGS FOR HEAVY LOADS AND OPT FOR STRONGER WHEELS LIKE DUCTILE OR FORGED STEEL IN TOUGH CONDITIONS.





## Polyolefin Wheels

Polyolefin Wheels

Polyolefin caster wheels are durable in wet, corrosive environments but have lower capacity and temperature limits than Nylon. They may become brittle in cold and aren't suited for use above 180°F, except for Extra Heavy Duty models

### Applications

- Food Processing Facilities
- Pharmaceutical Manufacturing
- Laundry Carts
- Retail Store Displays
- Warehouse Material Handling

### Features

- Highly resistant to most liquids and chemicals
- Won't leave marks or scuffs on floors
- Solid one-piece construction, easy to clean
- Operates in temperatures from -20°F to 180°F
- Suitable for wet and corrosive environments

### Bearing Type(s)



4" x 2" Polyolefin Wheels

**SCC-POR420**

BRAND

WHEEL MATERIAL

BEARING TYPE

WHEEL DIAMETER

TREAD WIDTH

Temperature Range:

-20°F to 180°F



Hardness:

65 to 70 Shore D Durometer



## Polyolefin Wheels

Diameter	Tread Width	Hub Length	Plain Bore Diameters	Load Capacity (lbs.)	Bearing Diameter	Part Number
2"	13/16"	7/8"	5/16"	80	1/4", 5/16"	<a href="#">SCC-POS210</a>
	1-3/4"	1-13/16"	5/16"	300	5/16"	<a href="#">SCC-POS2134</a>
2-1/2"	15/16"	1-11/32"	5/16"	175	5/16"	<a href="#">SCC-POS2510</a>
	1-1/4"	1-9/16"	5/16"	200	5/16", 3/8", 1/2"	<a href="#">SCC-POS2514</a>
3"	1"	1-1/8"	5/16"	175	5/16"	<a href="#">SCC-POS310</a>
	1-1/4"	1-9/16"	3/8"	300	3/8", 1/2"	<a href="#">SCC-POS314</a>
3-1/2"	1-1/4"	1-9/16"	3/8"	350	3/8", 1/2"	<a href="#">SCC-POS3514</a>
4"	1"	1-1/8"	5/16"	220	5/16"	<a href="#">SCC-POS410</a>
	1-1/4"	1-9/16"	3/8"	370	3/8", 1/2"	<a href="#">SCC-POS414</a>
	1-1/2"	1-5/8"	1-3/16"	400	3/8", 1/2", 5/8", 3/4"	<a href="#">SCC-POR415</a>
	2"	2-3/16"	1-3/16"	500	1/2", 5/8", 3/4"	<a href="#">SCC-POR420</a>
5"	1"	1-1/8"	5/16"	230	5/16"	<a href="#">SCC-POS510</a>
	1-1/4"	1-9/16"	3/8"	400	5/16", 3/8"	<a href="#">SCC-POS514</a>
	1-1/2"	1-5/8"	1-3/16"	450	3/8", 1/2", 5/8", 3/4"	<a href="#">SCC-POR515</a>
	2"	2-3/16"	1-3/16"	650	1/2", 5/8", 3/4"	<a href="#">SCC-POR520</a>
6"	1-1/4"	1-9/16"	3/8"	450	3/8", 1/2"	<a href="#">SCC-POS614</a>
	1-1/2"	1-5/8"	1-3/16"	450	3/8", 1/2", 5/8", 3/4"	<a href="#">SCC-POR615</a>
	2"	2-3/16"	1-3/16"	700	1/2", 5/8", 3/4"	<a href="#">SCC-POR620</a>
8"	2"	2-3/16"	1-3/16"	900	1/2", 5/8", 3/4"	<a href="#">SCC-POR820</a>

VARIOUS TYPES OF BEARINGS ARE AVAILABLE, INCLUDING BALL BEARINGS, TAPERED BEARINGS, AND DELRIN BEARINGS, OFFERED IN A RANGE OF SIZES.

Choose Your Style!





## Rubber on Aluminum Wheels

### Rubber on Aluminum Wheels

Rubber on aluminum wheels offer a smooth, cushioned ride, protect floors, and resist corrosion. Gray treads are non-marking, while black treads may leave marks. These wheels are a durable, high-grade upgrade with a sleek appearance.

#### Applications

- Office Furniture & Equipment
- Medical & Laboratory Equipment
- Retail Display Racks
- Food Service Carts
- Aviation & Electronics Manufacturing

#### Features

- Smooth, Quiet Ride
- Non-Marking Option
- Corrosion & Rust Resistance
- Lightweight, Attractive Finish
- Floor Protection

#### Bearing Type(s)



#### 8" x 2" Rubber on Aluminum Wheel

**SCC-RAR820**



#### Temperature Range:

-40°F to 160°F



#### Hardness:

65 to 75 Shore A Durometer



## Rubber on Aluminum Wheels

Diameter	Tread Width	Hub Length	Plain Bore Diameters	Load Capacity (lbs.)	Bearing Diameter	Part Number
3-1/2"	1-1/4"	1-9/16"	-	300	3/8"	<a href="#">SCC-RAB3514</a>
4"	1-1/4"	1-9/16"	-	300	3/8"	<a href="#">SCC-RAB414</a>
	2"	2-3/16"	1-3/16"	400	1/2", 5/8", 3/4"	<a href="#">SCC-RAR420</a>
5"	1-1/4"	1-9/16"	-	325	3/8"	<a href="#">SCC-RAB514</a>
	2"	2-3/16"	1-3/16"	500	1/2", 5/8", 3/4"	<a href="#">SCC-RAR520</a>
6"	2"	2-3/16"	1-3/16"	550	1/2", 5/8", 3/4"	<a href="#">SCC-RAR620</a>
8"	1-1/2"	1-11/16"	1-3/8"	500	1/2", 5/8", 3/4"	<a href="#">SCC-RAB815</a>
	1-5/8"	1-13/16"	1-3/8"	500	1/2", 5/8", 3/4"	<a href="#">SCC-RAB8158</a>
	2"	2-3/16"	1-3/16"	600	1/2", 5/8", 3/4"	<a href="#">SCC-RAR820</a>

VARIOUS TYPES OF BEARINGS ARE AVAILABLE, INCLUDING BALL BEARINGS, TAPERED BEARINGS, AND DELRIN BEARINGS, OFFERED IN A RANGE OF SIZES.



Rubber on aluminum caster wheels are often used in **film** and **TV production** studios because their smooth, quiet operation allows crews to move heavy equipment without interrupting audio recording or disturbing sensitive set environments! The non-marking treads also help maintain pristine floors on high-end studio sets.





## Polyurethane on Polyolefin

Polyurethane on Polyolefin

These non-marking polyurethane wheels, locked to a polyolefin core, offer various designs, colors, and bearings, with a Shore A 95 durometer and temperature range of -20°F to +180°F.

### Applications

- Warehouse Carts
- Medical Equipment
- Food Service
- Retail Displays
- Manufacturing

### Features

- Non-Marking Tread
- Chemical & Debris Resistance
- Wide Temperature Range
- Durable Durometer
- Custom Options

### Bearing Type(s)



4" x 2" Polyurethane on Polyolefin

**SCC-PPUB420**

BRAND

WHEEL MATERIAL

BEARING TYPE

WHEEL DIAMETER

TREAD WIDTH

Temperature Range:

-20°F to 180°F



Hardness:

95 Shore A Durometer



**CHOOSE YOUR COLOR**



## Polyurethane on Polyolefin

Diameter	Tread Width	Hub Length	Plain Bore Diameters	Load Capacity (lbs.)	Bearing Diameter	Part Number
2"	1"	1-1/32"	1/4"	100	1/4"	<a href="#">SCC-PPUS210</a>
2-1/2"	1"	1-3/8"	5/16"	100	5/16"	<a href="#">SCC-PPUS2510</a>
	1-1/4"	1-5/8"	1-1/8"	250	5/16", 3/8", 1/2"	<a href="#">SCC-PPUB2514</a>
3"	1"	1-1/8"	5/16"	125	5/16"	<a href="#">SCC-PPUS310</a>
	1-1/4"	1-5/8"	3/8"	300	5/16", 3/8", 1/2"	<a href="#">SCC-PPUB314</a>
3-1/2"	1-1/4"	1-5/8"	3/8"	300	3/8", 1/2"	<a href="#">SCC-PPUB3514</a>
4"	1"	1-1/8"	5/16"	140	5/16"	<a href="#">SCC-PPUS410</a>
	1-1/4"	1-5/8"	3/8"	350	3/8", 1/2"	<a href="#">SCC-PPUB414</a>
	1-1/2"	1-5/8"	1-3/16"	350	3/8", 1/2", 5/8", 3/4"	<a href="#">SCC-PPUR415</a>
	2"	2-3/16"	1-3/16"	500	1/2", 5/8", 3/4"	<a href="#">SCC-PPUR420</a>
5"	1"	1-1/8"	5/16"	140	5/16"	<a href="#">SCC-PPUS510</a>
	1-1/4"	1-5/8"	3/8"	350	3/8", 1/2"	<a href="#">SCC-PPUB514</a>
	1-1/2"	1-5/8"	1-3/16"	450	3/8", 1/2", 5/8", 3/4"	<a href="#">SCC-PPUR515</a>
	2"	2-3/16"	1-3/16"	600	1/2", 5/8", 3/4"	<a href="#">SCC-PPUR520</a>
6"	1-1/4"	1-5/8"	1-1/8"	350	3/8", 1/2"	<a href="#">SCC-PPUB614</a>
	1-1/2"	1-5/8"	1-3/16"	600	3/8", 1/2", 5/8", 3/4"	<a href="#">SCC-PPUR615</a>
	2"	2-3/16"	1-3/16"	900	1/2", 5/8", 3/4"	<a href="#">SCC-PPUR620</a>
8"	1-1/2"	2-1/8"	1-3/8"	600	1/2", 5/8", 3/4"	<a href="#">SCC-PPUB815</a>
	2"	2-3/16"	1-3/16"	1000	1/2", 5/8", 3/4"	<a href="#">SCC-PPUR820</a>
	2-1/2"	2-3/4"	1-15/16"	1100	3/4", 1", 1-1/4"	<a href="#">SCC-PPUR825</a>
	3"	3-1/4"	1-15/16"	1150	3/4", 1", 1-1/4"	<a href="#">SCC-PPUR830</a>
10"	1-1/2"	2-1/8"	1-3/8"	700	1/2", 5/8", 3/4"	<a href="#">SCC-PPUB1015</a>
	2-1/2"	2-3/4"	1-15/16"	1200	3/4", 1", 1-1/4"	<a href="#">SCC-PPUR1025</a>
	3"	3-1/4"	1-15/16"	1250	3/4", 1", 1-1/4"	<a href="#">SCC-PPUR1030</a>
12"	2-1/2"	2-3/4"	1-15/16"	1400	3/4", 1", 1-1/4"	<a href="#">SCC-PPUR1225</a>
	3"	3-1/4"	1-15/16"	1400	3/4", 1", 1-1/4"	<a href="#">SCC-PPUR1230</a>

VARIOUS TYPES OF BEARINGS ARE AVAILABLE, INCLUDING BALL BEARINGS, TAPERED BEARINGS, AND DELRIN BEARINGS, OFFERED IN A RANGE OF SIZES.



## Solid Polyurethane Wheels

### Solid Polyurethane Wheels

Solid polyurethane wheels for medium-duty loads. These high-performance, steam-cleanable wheels withstand harsh environments and resist blood, brine, salt, grease, oils, and chemicals. Standard hardness: 75-80 Shore D.

#### Applications

- Food Processing Facilities
- Cleanrooms
- Pharmaceutical Manufacturing
- Chemical Processing Plants
- Medical Equipment

#### Features

- Chemical Resistance
- Steam Cleanable
- One-Piece Mold Design
- High Impact & Abrasion Resistance
- Temperature Versatility

**Bearing Type(s)** Use **stainless steel** for better corrosion resistance.



3" x 1-1/4" Solid Polyurethane

**SCC-SPUS314**

BRAND

WHEEL MATERIAL

BEARING TYPE

WHEEL DIAMETER

TREAD WIDTH



**Hardness:**

60-65 Shore D Durometer

**Temperature Range:**

-50°F to 180°F



## Solid Polyurethane Wheels

Diameter	Tread Width	Hub Length	Plain Bore Diameters	Load Capacity (lbs.)	Bearing Diameter	Part Number
3"	1-1/4"	1-9/16"	1/2"	300	5/16", 3/8", 1/2"	<a href="#">SCC-SPUS314</a>
3-1/2"	1-1/4"	1-9/16"	1/2"	300	5/16", 3/8", 1/2"	<a href="#">SCC-SPUS3514</a>
4"	1-1/4"	1-9/16"	1/2"	400	5/16", 3/8", 1/2"	<a href="#">SCC-SPUS414</a>
	2"	2-3/16"	1-3/16"	750	1/2", 5/8", 3/4"	<a href="#">SCC-SPUR420</a>
5"	1-1/4"	1-9/16"	1/2"	700	3/8", 1/2"	<a href="#">SCC-SPUS514</a>
	1-1/2"	1-7/8"	1-3/16"	700	3/8", 1/2", 5/8", 3/4"	<a href="#">SCC-SPUR515</a>
	2"	2-3/16"	1-3/16"	800	1/2", 5/8", 3/4"	<a href="#">SCC-SPUR520</a>
6"	1-1/2"	1-5/8"	1-3/16"	600	3/8", 1/2", 5/8", 3/4"	<a href="#">SCC-SPUR615</a>
	2"	2-3/16"	1-3/16"	900	1/2", 5/8", 3/4"	<a href="#">SCC-SPUR620</a>
	3"	3-1/4"	1-15/16"	2000	3/4", 1", 1-1/4"	<a href="#">SCC-SPUR630</a>
8"	2"	2-3/16"	1-3/16"	1000	1/2", 5/8", 3/4"	<a href="#">SCC-SPUR820</a>
	3"	3-1/4"	1-15/16"	2500	3/4", 1", 1-1/4"	<a href="#">SCC-SPUR830</a>
10"	3"	3-1/4"	1-15/16"	3000	3/4", 1", 1-1/4"	<a href="#">SCC-SPUR1030</a>
12"	3"	3-1/4"	1-15/16"	3500	3/4", 1", 1-1/4"	<a href="#">SCC-SPUR1230</a>

VARIOUS TYPES OF BEARINGS ARE AVAILABLE, INCLUDING BALL BEARINGS, TAPERED BEARINGS, AND DELRIN BEARINGS, OFFERED IN A RANGE OF SIZES.

## One-Piece Power: Solid Polyurethane Wheels for Ultimate Durability



**No Debonding Risk** – Solid polyurethane is a one-piece construction, **eliminating** the risk of tread separation found in multi-material wheels. This design ensures longevity, especially in demanding environments.

**Easy to Clean & Hygienic** – Solid polyurethane wheels are 100% steam cleanable and washable, making them perfect for **cleanrooms**, food processing, and other settings where sanitation is crucial.



**ICEFlow™ Wheel**

ICEFlow™ Wheel

The ICEFlow™ Wheel features a non-marking polyurethane exterior, securely bonded to a durable polyolefin core. It offers smooth rollability, floor protection, and resistance to chemicals and flat-spotting, making it ideal for all surfaces and heavy loads.

**Applications**

- Medical Equipment
- Retail Displays
- Food Service Carts
- Industrial Trolleys
- Hospitality Furniture

**Features**

- Flat-spot resistance maintains performance under prolonged stationary loads.
- Precision ball bearings provide smooth, effortless movement under load.
- Durable polyolefin core prevents separation and ensures longevity.
- Non-marking polyurethane exterior protects floors from damage.
- Chemical resistance ensures durability in tough environments.



**Bearing Type(s)**



Temperature Range:  
-45°F to 180°F

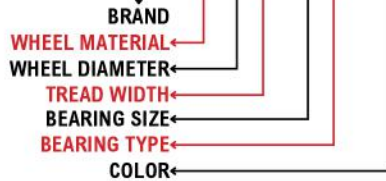


Hardness:  
55 Shore D Durometer



2" ICEFlow™ Blue Polyurethane with 1/4" Bearing

**SCC-ICE210-14B-BLUE**



**Thermoplastic Rubber Wheels**

Diameter	Tread Width	Hub Length	Load Capacity (lbs.)	Bearing Diameter	Part Number	Color / Style
2"	7/8"	1-3/64"	80	1/4"	<a href="#">SCC-ICE210-14B</a>	<a href="#">Clear</a> , <a href="#">Blue</a> , <a href="#">Black</a> , <a href="#">Green</a> , <a href="#">Orange</a> , <a href="#">Purple</a> , <a href="#">Pink</a> , <a href="#">Red</a>
2-5/16"	3/4"	1-3/64"	80	1/4"	<a href="#">SCC-ICE2510-14B</a>	<a href="#">Clear</a> , <a href="#">Blue</a> , <a href="#">Black</a> , <a href="#">Green</a> , <a href="#">Orange</a> , <a href="#">Purple</a> , <a href="#">Pink</a> , <a href="#">Red</a>
3"	15/16"	1-3/64"	100	1/4"	<a href="#">SCC-ICE310-14B</a>	<a href="#">Clear</a> , <a href="#">Blue</a> , <a href="#">Black</a> , <a href="#">Green</a> , <a href="#">Orange</a> , <a href="#">Purple</a> , <a href="#">Pink</a> , <a href="#">Red</a>

**Choose Your Style!**





## Glass Filled Nylon Wheels

### Glass Filled Nylon Wheels

Glass Filled Nylon wheels offer non-marking, high-impact performance, resist chemicals and grease, and handle temps from -45°F to 250°F (350°F with high-temp grease). Perfect for tough environments.

#### Applications

- Manufacturing Plants
- Food Processing
- Pharmaceutical Facilities

#### Features

- High Impact & Abrasion Resistance
- Non-Marking
- One-Piece Mold Design
- Temperature Versatility

#### Bearing Type(s)



5" x 2" Glass Filled Nylon with Ball Bearing

**SCC-GFNB520**



#### Hardness:

85 Shore D Durometer



#### Temperature Range:

-45°F to 250°F



High Temp range: -40° to 425°F

Continuous, 475°F to 550°F intermittent

8" x 2" High Temp Glass Filled Nylon

**SCC-GFNRHT820**

## Glass Filled Nylon Wheels

Diameter	Tread Width	Hub Length	Plain Bore Diameters	Load Capacity (lbs.)	Bearing Diameter	Part Number
2"	1-3/4"	1-7/8"	15/16"	300	5/16", 1/2"	<a href="#">SCC-GFNR2134</a>
2-1/2"	1-1/4"	1-9/16"	3/8"	400	3/8"	<a href="#">SCC-GFNS25114</a>
	1-13/16"	2"	3/8", 1-3/16"	800	3/8", 1/2", 3/4"	<a href="#">SCC-GFNR2511316</a>
3"	1-1/4"	1-9/16"	1/2"	400	3/8", 1/2"	<a href="#">SCC-GFNS314</a>
	1-13/16"	2"	3/8", 1/2", 1-3/16"	1200	3/8", 1/2", 3/4"	<a href="#">SCC-GFNR311316</a>
3-1/4"	2"	2-3/16"	1-3/16"	900	1/2", 5/8", 3/4"	<a href="#">SCC-GFNR3420</a>
4"	2"	2-3/16"	1-3/16"	900	1/2", 5/8", 3/4"	<a href="#">SCC-GFNR420</a>
5"	2"	2-3/16"	1-3/16"	1000	1/2", 5/8", 3/4"	<a href="#">SCC-GFNR520</a>
6"	2"	2-3/16"	1-3/16"	1200	1/2", 5/8", 3/4"	<a href="#">SCC-GFNR620</a>
	3"	3-1/4"	1-15/16"	1900	3/4", 1", 1-1/4"	<a href="#">SCC-GFNR830</a>
10"	2"	2-3/16"	1-3/16"	1200	1/2", 5/8", 3/4"	<a href="#">SCC-GFNR1020</a>

## High Temp Glass Filled Nylon Wheels

Temperature Range: -40°F to 425°F

Diameter	Tread Width	Hub Length	Plain Bore Diameters	Load Capacity (lbs.)	Bearing Diameter	Part Number
3"	1-1/4"	1-13/32"	3/8", 1/2"	300	3/8", 1/2"	<a href="#">SCC-GFNSHT314</a>
	1-1/2"	1-5/8"	1/2", 3/4"	600	3/8", 1/2", 3/4"	<a href="#">SCC-GFNSHT315</a>
3-1/2"	1-1/4"	1-13/32"	1/2"	600	3/8", 1/2"	<a href="#">SCC-GFNSHT3514</a>
4"	1-1/4"	1-13/32"	1/2"	300	3/8", 1/2"	<a href="#">SCC-GFNSHT414</a>
	1-1/2"	1-5/8"	1/2", 3/4", 1-3/16"	700	3/8", 1/2", 3/4"	<a href="#">SCC-GFNRHT415</a>
	2"	2-3/16"	1-3/16"	800	1/2", 5/8", 3/4"	<a href="#">SCC-GFNRHT420</a>
5"	1-1/4"	1-13/32"	1/2"	700	3/8", 1/2"	<a href="#">SCC-GFNSHT514</a>
	1-1/2"	1-5/8"	1/2", 3/4", 1-3/16"	800	3/8", 1/2", 3/4"	<a href="#">SCC-GFNRHT515</a>
	2"	2-3/16"	1-3/16"	1000	1/2", 5/8", 3/4"	<a href="#">SCC-GFNRHT520</a>
6"	2"	2-3/16"	1-3/16"	1000	1/2", 5/8", 3/4"	<a href="#">SCC-GFNRHT620</a>
8"	2"	2-3/16"	3/4", 1-3/16"	1100	1/2", 5/8", 3/4"	<a href="#">SCC-GFNRHT820</a>
	3"	3-1/4"	1-15/16"	2000	3/4", 1", 1-1/4"	<a href="#">SCC-GFNRHT830</a>

VARIOUS TYPES OF BEARINGS ARE AVAILABLE, INCLUDING BALL BEARINGS, TAPERED BEARINGS, AND DELRIN BEARINGS, OFFERED IN A RANGE OF SIZES.



## Phenolic Wheels

### Phenolic Wheels

Phenolic wheels provide durability, floor protection, and resist water, oil, and grease. They handle high impact, roll smoothly, are quieter than steel, and sparkproof. Ideal for new or replacement casters with a hardness rating of 90 Shore D.

#### Applications

- Manufacturing Equipment
- Warehouse Carts
- Heavy-Duty Shelving Units
- Material Handling Trolleys
- Industrial Machinery Platforms

#### Features

- High-density construction for superior strength
- Hardness rating of 90 Shore D for durability
- Quiet operation compared to steel wheels
- High temperature resistance, up to 475°F
- Excellent floor protection due to non-marking material

#### Bearing Type(s)



3-1/4" x 2" Phenolic Wheel with Plastic Bearing

**SCC-PHD3420**



#### Hardness:

90 Shore D Durometer

Temperature Range:  
-65°F to 275°F



High Temp range: -40° to 425°F

Continuous, 475°F to 550°F intermittent



## Phenolic Wheels

Diameter	Tread Width	Hub Length	Plain Bore Diameters	Load Capacity (lbs.)	Bearing Diameter	Standard	High Temp	Laminated
3"	1-1/4"	1-3/8"	1/2", 1-1/16"	300	3/8", 1/2"	<a href="#">SCC-PHR314</a>	<a href="#">SCC-PHRHT314</a>	***
	1-1/2"	1-5/8"	1/2", 1-3/16"	600	3/8", 1/2", 3/4"	<a href="#">SCC-PHR315</a>	<a href="#">SCC-PHRHT315</a>	<a href="#">SCC-PHRLM315</a>
3-1/4"	1-1/2"	1-5/8"	1/2", 1-3/16"	600	3/8", 1/2", 3/4"	<a href="#">SCC-PHR3415</a>	<a href="#">SCC-PHRHT3415</a>	<a href="#">SCC-PHRLM3415</a>
	2"	2-3/16"	1-3/16"	900	1/2", 5/8", 3/4"	<a href="#">SCC-PHR3420</a>	<a href="#">SCC-PHRHT3420</a>	<a href="#">SCC-PHRLM3420</a>
3-1/2"	1-1/4"	1-3/8"	1/2", 1-1/16"	350	3/8", 1/2"	<a href="#">SCC-PHR3514</a>	<a href="#">SCC-PHRHT3514</a>	***
4"	1-1/4"	1-3/8"	1/2", 1-1/16"	400	3/8", 1/2"	<a href="#">SCC-PHR414</a>	<a href="#">SCC-PHRHT414</a>	***
	1-1/2"	1-5/8"	1/2", 1-3/16"	600	1/2", 5/8", 3/4"	<a href="#">SCC-PHR415</a>	<a href="#">SCC-PHRHT415</a>	<a href="#">SCC-PHRLM415</a>
	2"	2-3/16"	1-3/16"	900	1/2", 5/8", 3/4"	<a href="#">SCC-PHR420</a>	<a href="#">SCC-PHRHT420</a>	<a href="#">SCC-PHRLM420</a>
5"	1-1/4"	1-3/8"	1/2", 1-1/16"	450	3/8", 1/2"	<a href="#">SCC-PHR514</a>	<a href="#">SCC-PHRHT514</a>	***
	1-1/2"	1-5/8"	1/2", 1-3/16"	600	1/2", 5/8", 3/4"	<a href="#">SCC-PHR515</a>	<a href="#">SCC-PHRHT515</a>	<a href="#">SCC-PHRLM515</a>
	2"	2-3/16"	1-3/16"	1000	1/2", 5/8", 3/4"	<a href="#">SCC-PHR520</a>	<a href="#">SCC-PHRHT520</a>	<a href="#">SCC-PHRLM520</a>
6"	1-1/2"	1-5/8"	1/2", 1-3/16"	800	1/2", 5/8", 3/4"	<a href="#">SCC-PHR615</a>	<a href="#">SCC-PHRHT615</a>	<a href="#">SCC-PHRLM615</a>
	2"	2-3/16"	1-3/16"	1200	1/2", 5/8", 3/4"	<a href="#">SCC-PHR620</a>	<a href="#">SCC-PHRHT620</a>	<a href="#">SCC-PHRLM620</a>
	2-1/2"	2-3/4"	1-3/16"	1400	1/2", 5/8", 3/4"	<a href="#">SCC-PHR625-1-3/16</a>	<a href="#">SCC-PHRHT625-1-3/16</a>	<a href="#">SCC-PHRLM625-1-3/16</a>
		2-3/4"	1-15/16"	1600	3/4", 1", 1-1/4"	<a href="#">SCC-PHR625</a>	<a href="#">SCC-PHRHT625</a>	<a href="#">SCC-PHRLM625</a>
		3-1/4"	1-15/16"	1600	3/4", 1", 1-1/4"	<a href="#">SCC-PHR625-3-1/4</a>	<a href="#">SCC-PHRHT625-3-1/4</a>	<a href="#">SCC-PHRLM625-3-1/4</a>
3"	3-1/4"	1-15/16"	2000	3/4", 1", 1-1/4"	<a href="#">SCC-PHR630</a>	<a href="#">SCC-PHRHT630</a>	<a href="#">SCC-PHRLM630</a>	
7"	3"	3-1/4"	1-15/16"	2200	3/4", 1", 1-1/4"	<a href="#">SCC-PHR730</a>	<a href="#">SCC-PHRHT730</a>	<a href="#">SCC-PHRLM730</a>
8"	2"	2-3/16"	1-3/16"	1400	1/2", 5/8", 3/4"	<a href="#">SCC-PHR820</a>	<a href="#">SCC-PHRHT820</a>	<a href="#">SCC-PHRLM820</a>
	2-1/2"	2-3/4"	1-3/16"	1800	1/2", 5/8", 3/4"	<a href="#">SCC-PHR825-1-3/16</a>	<a href="#">SCC-PHRHT825-1-3/16</a>	<a href="#">SCC-PHRLM825-1-3/16</a>
		2-3/4"	1-15/16"	2000	3/4", 1", 1-1/4"	<a href="#">SCC-PHR825</a>	<a href="#">SCC-PHRHT825</a>	<a href="#">SCC-PHRLM825</a>
		3-1/4"	1-15/16"	2000	3/4", 1", 1-1/4"	<a href="#">SCC-PHR825-3-1/4</a>	<a href="#">SCC-PHRHT825-3-1/4</a>	<a href="#">SCC-PHRLM825-3-1/4</a>
		3"	3-1/4"	1-15/16"	2500	3/4", 1", 1-1/4"	<a href="#">SCC-PHR830</a>	<a href="#">SCC-PHRHT830</a>

VARIOUS TYPES OF BEARINGS ARE AVAILABLE, INCLUDING BALL BEARINGS, TAPERED BEARINGS, AND DELRIN BEARINGS, OFFERED IN A RANGE OF SIZES.

- P - PRECISION
- T - TAPERED BEARING
- HT - HIGH TEMPERATURE
- LM - LAMINATED

Adjust the Code, Transform the Part  
Easy Customization!

- X - NO BEARING
- R - ROLLER BEARING
- D - PLASTIC BEARING (DELRIN)
- S - SLEEVE OR PLAIN BEARING



# Phenolic Wheels

Diameter	Tread Width	Hub Length	Plain Bore Diameters	Load Capacity (lbs.)	Bearing Diameter	Standard	High Temp	Laminated
10"	2-1/2"	2-3/4"	1-3/16"	2200	1/2", 5/8", 3/4"	<a href="#">SCC-PHR1025-1-3/16</a>	<a href="#">SCC-PHRHT1025-1-3/16</a>	<a href="#">SCC-PHRLM1025-1-3/16</a>
		2-3/4"	1-15/16"	2500	3/4", 1", 1-1/4"	<a href="#">SCC-PHR1025</a>	<a href="#">SCC-PHRHT1025</a>	<a href="#">SCC-PHRLM1025</a>
		3-1/4"	1-15/16"	2500	3/4", 1", 1-1/4"	<a href="#">SCC-PHR1025-3-1/4</a>	<a href="#">SCC-PHRHT1025-3-1/4</a>	<a href="#">SCC-PHRLM1025-3-1/4</a>
	3"	3-1/4"	1-15/16"	2900	3/4", 1", 1-1/4"	<a href="#">SCC-PHR1030</a>	<a href="#">SCC-PHRHT1030</a>	<a href="#">SCC-PHRLM1030</a>
12"	2-1/2"	2-3/4"	1-15/16"	3000	3/4", 1", 1-1/4"	<a href="#">SCC-PHR1225</a>	<a href="#">SCC-PHRHT1225</a>	<a href="#">SCC-PHRLM1225</a>
		3-1/4"	1-15/16"	3000	3/4", 1", 1-1/4"	<a href="#">SCC-PHR1225-3-1/4</a>	<a href="#">SCC-PHRHT1225-3-1/4</a>	<a href="#">SCC-PHRLM1225-3-1/4</a>
	3"	3-1/4"	1-15/16"	3500	3/4", 1", 1-1/4"	<a href="#">SCC-PHR1230</a>	<a href="#">SCC-PHRHT1230</a>	<a href="#">SCC-PHRLM1230</a>
	3-1/2"	4-1/4"	2-7/16"	4000	1", 1-1/4", 1-1/2"	<a href="#">SCC-PHR1235</a>	<a href="#">SCC-PHRHT1235</a>	<a href="#">SCC-PHRLM1235</a>
	4"	4"	2-7/16"	6500	1", 1-1/4", 1-1/2"	<a href="#">SCC-PHR1240</a>	***	***
16"	3"	3-1/4"	2-7/16"	4000	1", 1-1/4", 1-1/2"	<a href="#">SCC-PHR1630</a>	***	<a href="#">SCC-PHRLM1630</a>
	4"	5-1/4"	2-7/16"	8000	1", 1-1/4", 1-1/2"	<a href="#">SCC-PHR1640</a>	***	<a href="#">SCC-PHRLM1640</a>
18"	3"	3-1/4"	1-15/16"	3500	3/4", 1", 1-1/4"	<a href="#">SCC-PHR1830</a>	***	***

VARIOUS TYPES OF BEARINGS ARE AVAILABLE, INCLUDING BALL BEARINGS, TAPERED BEARINGS, AND DELRIN BEARINGS, OFFERED IN A RANGE OF SIZES.

## PHENOLIC WHEELS: RELIABLE STRENGTH AND HEAT RESISTANCE FOR DEMANDING ENVIRONMENTS

### Standard Black Phenolic Wheels

- **Strength & Durability:** High-density construction with a hardness rating of 90 Shore D.
- **Quiet Operation:** Quieter than steel wheels.
- **Temperature Resistance:** Withstands up to 475°F.
- **Floor Protection:** Non-marking material ensures excellent protection.



Phenolic wheels are made from cotton canvas combined with premium phenolic resin and molded under high pressure for maximum strength. They roll easily, protect floors, and are widely used in manufacturing, warehousing, and bakeries. Economical and durable, these wheels are ideal for high-temperature environments but not recommended for wet conditions.

### High-Temperature Phenolic Wheels

- **Heat Resistance:** Designed for continuous use up to 475°F.
- **Brittle Composition:** Made with special high-heat compounds, making them more brittle than standard wheels.
- **Application Warning:** Best suited for smooth surfaces; avoid rough or uneven floors



These high-temp phenolic wheels excel in high-heat applications, maintaining strength under extreme temperatures. However, due to increased brittleness, they should be used cautiously on uneven surfaces to avoid cracking. Ideal for smooth, flat environments, they offer reliable performance in demanding conditions.

### Standard Black Phenolic Wheels

- **Durable Build:** Resistant to chipping and fraying, with a sturdy macerated core and canvas tread.
- **High Strength:** 35% more impact strength and 25% higher load capacity than standard wheels.
- **Non-Marking:** Made from phenolic resin, ideal for heavy loads without marking floors.



Laminated wheels provide excellent floor protection and durability, outperforming standard wheels. With 35% more impact strength and 25% higher load capacity, they resist chipping and fraying, making them ideal for heavy-duty applications. Their non-marking design ensures smooth performance without damaging floors, offering long-lasting reliability.



## Rubber Wheels

### Hard/Soft Rubber Wheels

Hard Rubber Wheels protect floors, are quieter than steel, but can become brittle over time. Soft Rubber Wheels suit lighter loads, protect floors but may leave marks, and wear down on rough surfaces. Larger sizes are more costly, especially with premium materials.

#### Applications

- Warehousing
- Dollies and Carts
- Indoor Industrial Equipment
- Hospital and Office Furniture

#### Features

- Hard wheels resist chipping; soft wheels suit light loads
- Less noise than steel wheels
- Prevent surface damage
- Both can become brittle outdoors

#### Bearing Type(s)



5" x 1-1/4" Hard Rubber Plain Bore

**SCC-HRS514**



Temperature Range:  
-40°F to 160°F



Hardness:

70 Shore D Durometer / Hard  
80 Shore A Durometer / Soft



## Hard Rubber Wheels

Diameter	Tread Width	Hub Length	Plain Bore Diameters	Load Capacity (lbs.)	Bearing Diameter	Part Number
2"	7/8"	1"	1/4", 5/16"	125	1/4", 5/16"	<a href="#">SCC-HRS210</a>
2-1/2"	7/8"	1"	5/16", 3/8"	200	5/16", 3/8"	<a href="#">SCC-HRS2510</a>
	1-1/4"	1-9/16"	3/8", 1/2"	275	3/8", 1/2"	<a href="#">SCC-HRS2514</a>
3"	1"	1-1/4"	5/16"	125	5/16"	<a href="#">SCC-HRS310</a>
	1-1/4"	1-9/16"	3/8", 1/2"	300	3/8", 1/2"	<a href="#">SCC-HRS314</a>
3-1/2"	1-1/4"	1-9/16"	3/8"	300	3/8"	<a href="#">SCC-HRS3514</a>
4"	1"	1-1/4"	5/16"	140	5/16"	<a href="#">SCC-HRS410</a>
	1-1/4"	1-9/16"	3/8", 1/2"	350	3/8", 1/2"	<a href="#">SCC-HRS414</a>
	1-1/2"	1-5/8"	3/8", 1/2"	400	3/8", 1/2"	<a href="#">SCC-HRS415</a>
5"	1"	1-1/4"	5/16"	145	5/16"	<a href="#">SCC-HRS510</a>
	1-1/4"	1-9/16"	3/8", 1/2"	350	3/8", 1/2"	<a href="#">SCC-HRS514</a>
	1-1/2"	1-5/8"	1/2"	400	3/8", 1/2"	<a href="#">SCC-HRS515</a>

## Soft Rubber Wheels

Diameter	Tread Width	Hub Length	Plain Bore Diameters	Load Capacity (lbs.)	Bearing Diameter	Part Number
2"	7/8"	1"	1/4", 5/16"	125	1/4", 5/16"	<a href="#">SCC-SRS210</a>
2-1/2"	1"	1-3/8"	5/16"	150	5/16"	<a href="#">SCC-SRS2510</a>
	1-1/4"	1-9/16"	3/8", 1/2"	275	3/8", 1/2"	<a href="#">SCC-SRS2514</a>
3"	1"	1-1/4"	5/16"	125	5/16"	<a href="#">SCC-SRS310</a>
	1-1/4"	1-9/16"	3/8", 1/2"	300	3/8", 1/2"	<a href="#">SCC-SRS314</a>
3-1/2"	1-1/4"	1-9/16"	3/8"	300	3/8"	<a href="#">SCC-SRS3514</a>
4"	1"	1-1/4"	5/16"	140	5/16"	<a href="#">SCC-SRS410</a>
	1-1/4"	1-9/16"	3/8", 1/2"	350	3/8", 1/2"	<a href="#">SCC-SRS414</a>
	1-1/2"	1-5/8"	3/8", 1/2"	400	3/8", 1/2"	<a href="#">SCC-SRS415</a>
5"	1"	1-1/4"	5/16"	145	5/16"	<a href="#">SCC-SRS510</a>
	1-1/4"	1-9/16"	3/8", 1/2"	350	3/8", 1/2"	<a href="#">SCC-SRS514</a>
	1-1/2"	1-5/8"	1/2"	400	3/8", 1/2"	<a href="#">SCC-SRS515</a>

VARIOUS TYPES OF BEARINGS ARE AVAILABLE, INCLUDING BALL BEARINGS, TAPERED BEARINGS, AND DELRIN BEARINGS, OFFERED IN A RANGE OF SIZES.



## Nylon Wheels

Nylon

White Nylon wheels, are ideal for food and pharmaceutical industries. They resist water, chemicals, and abrasion, roll smoothly, and work in temperatures from -40°F to 210°F. Non-marking and steam cleanable.

### Applications

- Food Processing Facilities
- Meat and Poultry Packaging Plants
- Pharmaceutical Labs
- Cold Storage and Freezer Environments

### Features

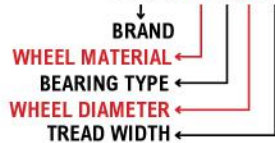
- Made from strong Nylon 6 for long-lasting use
- Resistant to water, chemicals, and cleaning solutions
- Quiet operation compared to steel wheels
- Leaves no marks on floors, maintaining cleanliness
- Functions effectively from -40°F to 210°F

### Bearing Type(s)



5" x 1-1/4" Nylon Wheel Plain Bore

**SCC-NYS514**



Temperature Range:

-40°F to 210°F

Hardness:

75 Shore D Durometer



## Nylon Wheels

Diameter	Tread Width	Hub Length	Plain Bore Diameters	Load Capacity (lbs.)	Bearing Diameter	Part Number
3"	1-1/4"	1-1/8"	1/2", 1-1/8"	300	3/8", 1/2"	SCC-NYS314
3-1/2"	1-1/4"	1-9/16"	1/2"	325	3/8", 1/2"	SCC-NYS3514
4"	1-1/4"	1-9/16"	1/2", 1-1/8"	350	3/8", 1/2"	SCC-NYS414
	2"	2-3/16"	1-3/16"	800	1/2", 5/8", 3/4"	SCC-NYR420
5"	1-1/4"	1-9/16"	1/2", 1-1/8"	500	3/8", 1/2"	SCC-NYS514
	2"	2-3/16"	1-3/16"	900	1/2", 5/8", 3/4"	SCC-NYR520
6"	1-1/4"	1-9/16"	1/2"	525	3/8", 1/2"	SCC-NYS614
	2"	2-3/16"	1-3/16"	1200	1/2", 5/8", 3/4"	SCC-NYR620
8"	2"	2-3/16"	1-3/16"	1300	1/2", 5/8", 3/4"	SCC-NYR820

VARIOUS TYPES OF BEARINGS ARE AVAILABLE, INCLUDING BALL BEARINGS, TAPERED BEARINGS, AND DELRIN BEARINGS, OFFERED IN A RANGE OF SIZES.

## Explore More Wheel Options Available



### CONDUCTIVE NYLON WHEEL

These non-marking wheels have precision bearings, 85D durometer, and ESD compliance.

85D durometer



### RETORT

Heat-stabilized wheels resist oils, solvents, acids, roll easily, and withstand heat.

85D durometer



### NYLATRON

These wheels resist oils, solvents, heat, roll smoothly, and support weight.

78-82D durometer



### POLYURETHANE ON GLASS FILLED NYLON

Polyurethane bonded nylon wheels, quiet, durable, temperature-resistant, in green/red.

95A durometer



## Thermoplastic Rubber Wheels

Thermoplastic Rubber

The Thermoplastic Rubber Wheel combines durability with non-marking floor protection. Made from thermoplastic elastomer on a polypropylene core, it resists chemicals and steam. Available in flat tread for load support and round tread for easier turning.

### Applications

- Platform Carts
- Food Service Equipment
- Material Handling Carts
- Drywall Carts
- Assembly Line Dollies

### Features

- Durable thermoplastic elastomer bonded to a strong polypropylene core
- Available in flat or round tread for different applications
- Non-marking for floor protection
- Quiet operation, reducing noise during use
- Chemical and steam resistant

### Bearing Type(s)



8" x 2" Thermoplastic Rubber Donut Tread

**SCC-TPRBD820**

BRAND

WHEEL MATERIAL

BEARING TYPE

TREAD STYLE

WHEEL DIAMETER

TREAD WIDTH

Temperature Range:

-20°F to 180°F

Hardness:

75 Shore A Durometer



## Thermoplastic Rubber Wheels

Diameter	Tread Width	Hub Length	Plain Bore Diameters	Load Capacity (lbs.)	Bearing Diameter	Part Number	Color / Style
2"	7/8"	1"	1/4", 5/16"	75	1/4", 5/16"	<a href="#">SCC-TPRS210</a>	Gray/Black - Flat
2-1/2"	1-1/4"	1-5/16"	3/8", 1/2", 1-1/8"	250	5/16", 3/8", 1/2"	<a href="#">SCC-TPRB2514</a>	Black, Gray/Gray - Flat
3"	1"	1-1/8"	5/16"	125	5/16"	<a href="#">SCC-TPRS310</a>	Gray/Black - Flat
	1-1/4"	1-9/16"	3/8", 1/2"	250	5/16", 3/8", 1/2"	<a href="#">SCC-TPRB314</a>	Gray/Gray, Gray/Beige - Flat, Donut
3-1/2"	1-1/4"	1-9/16"	3/8", 1/2"	250	3/8", 1/2"	<a href="#">SCC-TPRB3514</a>	Gray/Gray, Gray/Beige - Flat, Donut
4"	1"	1-1/8"	5/16"	140	5/16"	<a href="#">SCC-TPRS410</a>	Gray/Black, Gray/Gray, Gray/Beige - Flat
	1-1/4"	1-9/16"	3/8", 1/2"	250	3/8", 1/2"	<a href="#">SCC-TPRB414</a>	Black/Gray, Gray/Gray, Gray/Beige - Flat, Donut
	1-1/2"	1-5/8"	1-3/16"	280	3/8", 1/2", 5/8", 3/4"	<a href="#">SCC-TPRR415</a>	Gray/Gray - Flat
	2"	2-3/16"	1-3/16"	300	1/2", 5/8", 3/4"	<a href="#">SCC-TPRR420</a>	Gray/Gray, Black/Gray, Gray/Beige - Flat, Donut
5"	1"	1-1/8"	5/16"	145	5/16"	<a href="#">SCC-TPRS510</a>	Gray/Black, Gray/Gray, Gray/Beige - Flat
	1-1/4"	1-9/16"	3/8", 1/2"	300	3/8", 1/2"	<a href="#">SCC-TPRB514</a>	Black/Gray, Gray/Gray, Gray/Beige - Flat, Donut
	1-1/2"	1-5/8"	1-3/16"	300	3/8", 1/2", 5/8", 3/4"	<a href="#">SCC-TPRR515</a>	Gray/Gray - Flat
6"	2"	2-3/16"	1-3/16"	350	1/2", 5/8", 3/4"	<a href="#">SCC-TPRR520</a>	Black/Gray, Gray/Gray, Gray/Beige - Flat, Donut
	1-1/4"	1-9/16"	3/8", 1/2", 1-1/8"	300	3/8", 1/2"	<a href="#">SCC-TPRB614</a>	Gray/Gray, Gray/Beige - Flat, Donut
	1-1/2"	1-5/8"	1-3/16"	375	3/8", 1/2", 5/8", 3/4"	<a href="#">SCC-TPRR615</a>	Gray/Gray - Flat
8"	2"	2-3/16"	1-3/16"	500	1/2", 5/8", 3/4"	<a href="#">SCC-TPRR620</a>	Black/Gray, Gray/Gray, Gray/Beige - Flat, Donut
	1-1/2"	2"	1-3/8"	400	1/2", 5/8", 3/4"	<a href="#">SCC-TPRR815</a>	Gray/Gray, Gray/Beige - Flat
	2"	2-3/16"	1-3/16"	700	1/2", 5/8", 3/4"	<a href="#">SCC-TPRR820</a>	Black/Gray, Gray/Gray, Gray/Beige - Flat, Donut
10"	2-1/2"	2-3/4"	1-15/16"	800	3/4", 1", 1-1/4"	<a href="#">SCC-TPRR825</a>	Gray/Gray - Flat
	2"	2-1/4"	1-3/8"	700	1/2", 5/8", 3/4"	<a href="#">SCC-TPRR1020</a>	Black/Gray - Donut
	2-1/2"	2-3/4"	1-15/16"	850	3/4", 1", 1-1/4"	<a href="#">SCC-TPRR1025</a>	Gray/Gray - Flat
12"	3"	3-1/4"	1-15/16"	900	3/4", 1", 1-1/4"	<a href="#">SCC-TPRR1030</a>	Gray/Gray - Flat
	3"	3-1/4"	1-15/16"	950	3/4", 1", 1-1/4"	<a href="#">SCC-TPRR1230</a>	Gray/Gray - Flat

VARIOUS TYPES OF BEARINGS ARE AVAILABLE, INCLUDING BALL BEARINGS, TAPERED BEARINGS, AND DELRIN BEARINGS, OFFERED IN A RANGE OF SIZES.

Choose Your Style!



GRAY/GRAY  
FLAT



GRAY/BEIGE  
DONUT



BLACK/GRAY  
DONUT



GRAY/BEIGE  
FLAT



GRAY/GRAY  
DONUT



## Pneumatic Wheels

Pneumatic

Service Caster's Air Pneumatic wheels are ideal for low-speed hand trucks, dollies, and carts. Featuring tube tires, sawtooth tread, and zinc-plated steel centers, they'll keep you moving forward. **Note: Not for highway use! Manual speeds only!**

### Applications

- Wheelbarrows
- Hand Trucks and Dollies
- Farm Equipment
- Dock Carts
- Boat Trailers

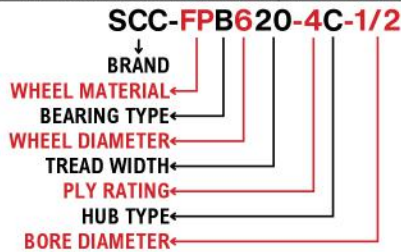
### Features

- Available in Zinc, brass, and color-coated steel rims.
- Longer air retention, minimizing inflation needs.
- Air-filled for smoother rides on rough surfaces.
- Superior traction for all-terrain, low-speed use.
- Centered or offset hubs available.



Pneumatic caster treads include **ribbed** for smooth surfaces, **diamond** for rough terrain, **lug** for heavy-duty grip, and **smooth** for light loads on flat surfaces.

6" x 2" Pneumatic Wheel with 1/2" Ball Bearing



### Bearing Type(s)



## Pneumatic Wheels

Diameter	Tire Size/Type	Hub Length	Plain Bore Diameters	Load Capacity (lbs.)	Tread Pattern	Hub Design	Bearing Diameter	Part Number	Color / Style
6"	2" (150)	2-1/2"	1-3/8"	200	Sawtooth	Centered	1/2", 5/8", 3/4"	SCC-FPB620-4C	Black/Zinc
	2" (150)	2-1/4"	1-3/8"	200	Sawtooth	Offset	1/2", 5/8", 3/4"	SCC-FPB620-40	Black/Zinc
8"	250-4	2-1/2"	1-3/8"	220	Lug	Centered	1/2", 5/8", 3/4"	SCC-FPB250-4C	Gray/Zinc
	280-4	3-3/16"	1-3/8"	250	Sawtooth	Centered	1/2", 5/8", 3/4"	SCC-FPB280-4C	Black/Zinc, Black/Brass, Gray/Zinc, Gray/Brass
	280-4	2-1/4"	1-3/8"	250	Sawtooth	Offset	1/2", 5/8", 3/4"	SCC-FPB280-40	Black/Zinc, Gray/Zinc
10"	410/350-4	4"	1-3/8"	500	Sawtooth	Centered	1/2", 5/8", 3/4"	SCC-FPB350-4C	Black/Zinc, Gray/Zinc
	410/350-4	2-1/4"	1-3/8"	500	Sawtooth	Offset	1/2", 5/8", 3/4"	SCC-FPB350-40	Black/Zinc, Black/White, Gray/Zinc
12"	410/350-6	4"	1-3/8"	500	Sawtooth	Centered	1/2", 5/8", 3/4"	SCC-FPB350-6C	Black/Zinc
	410/350-6	3-1/4"	1-3/8"	500	Sawtooth	Offset	1/2", 5/8", 3/4"	SCC-FPB350-60	Black/Zinc
13"	13x6.5-6	3-1/4"	-	320	Ribbed	Offset	5/8"	SCC-FPB656-40	Black/White
16"	4.80/3.50-6	3"	1-3/8"	650	Stud	Centered	1/2", 5/8", 3/4"	SCC-FPB480-6C	Black/White
	4.80/3.50-8	3" - 6"	-	300	Ribbed	Centered	1/2", 5/8", 3/4"	SCC-FPB480-8C	Black/White
18"	5.70-8	4-3/4"	-	1800	Sawtooth	Centered	1", 1-1/4"	SCC-FPT1850-8C	Black/Black
25"	6.90-9	4-3/4"	-	3800	Sawtooth	Centered	1-1/4"	SCC-FPT2575-10C	Black/Black

VARIOUS TYPES OF BEARINGS ARE AVAILABLE, INCLUDING BALL BEARINGS, TAPERED BEARINGS, AND DELRIN BEARINGS, OFFERED IN A RANGE OF SIZES.

## PNEUMATIC WHEEL ADVANTAGES:

- Shock Absorption** – Smooth ride on uneven terrain.
- Versatile** – Works indoors and outdoors.
- Better Traction** – Strong grip on various surfaces.
- Durable** – Reduces wear and tear on equipment.

## OPTIONS AVAILABLE:

- Treads** – Ribbed, smooth, or knobby.
- Mounting** – Swivel, rigid, or locking.
- Sizes** – Multiple load capacities.
- Foam Filling** – Eliminates flats while maintaining cushioning





## Semi-Pneumatic Wheels

### Semi-Pneumatic Wheels

Semi-pneumatic wheels provide a smooth, quiet ride on all surfaces with durable rubber tread and a tough polymer core. Ideal for carts, they handle various terrains and extreme temperatures effectively.

#### Applications

- Hotel Bellman Carts
- Food Service Carts
- Luggage Carts
- Garden Equipment
- Medical Transport Carts

#### Features

- Durable solid rubber tread for long-lasting performance.
- Reliable operation in temperatures from -20°F to +160°F.
- High-impact polymer core resists damage and wear.
- Provides a cushioned, quiet ride on uneven surfaces.
- Wide, soft tread ideal for grass, dirt, and rough terrain.

#### Bearing Type(s)

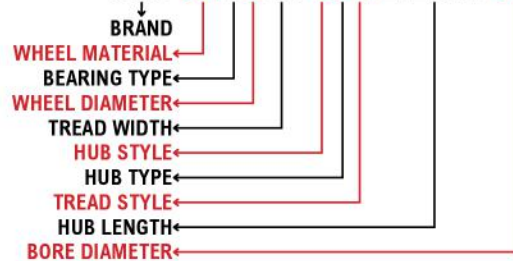


**Flat Free!**



8" x 2.5" Semi-Pneumatic Wheel with Ball Bearing

**SCC-SNB825-CPR-2.25HL-34**



Temperature Range:

-20°F to 160°F



Hardness:

75 Shore A Durometer



## Semi-Pneumatic Wheels

Diameter	Tread Width	Hub Length	Plain Bore Diameters	Load Capacity (lbs.)	Hub Design	Bearing Diameter	Part Number
6"	1-1/2"	1-3/8"	1/2"	80	Offset	1/2"	<a href="#">SCC-SNS615-OPD</a>
	1-1/2"	1-3/8"	-	50	Centered	1/2"	<a href="#">SCC-SNB615-CSR</a>
	2"	2-1/2"	1-3/8"	350	Centered	1/2", 5/8", 3/4"	<a href="#">SCC-SNB620-CPR</a>
7"	1-1/2"	1-3/8"	1/2"	55	Offset	1/2"	<a href="#">SCC-SNS715-OPD</a>
	1-1/2"	2"	-	55	Centered	1/2"	<a href="#">SCC-SNB715-CSR</a>
	2"	2-1/4"	1-3/8"	400	Centered	1/2", 5/8", 3/4"	<a href="#">SCC-SNB720-CPR</a>
8"	1-3/4"	1-3/8"	1/2"	60	Offset	1/2"	<a href="#">SCC-SNS8175-OPD</a>
	1-3/4"	2"	-	110	Centered	1/2", 5/8"	<a href="#">SCC-SNB8175-CSR</a>
	2"	2-1/8"	1-3/8"	450	Offset	1/2", 5/8", 3/4"	<a href="#">SCC-SNB820-OPR</a>
	2-1/4"	2-1/4"	1-3/8"	450	Offset	1/2", 5/8", 3/4"	<a href="#">SCC-SNB825-OPR</a>
	2-1/4"	2-1/2"	1-3/8"	450	Centered	1/2", 5/8", 3/4"	<a href="#">SCC-SNB825-CPR</a>
10"	1-3/4"	2-1/16"	1/2"	80	Centered	1/2"	<a href="#">SCC-SNS10175-CPR</a>
	1-3/4"	2-1/16"	-	150	Centered	1/2", 5/8"	<a href="#">SCC-SNB10175-CSR</a>
	1-3/4"	1-1/2"	-	150	Offset	1/2", 5/8"	<a href="#">SCC-SNB10175-OSR</a>
	2"	2-1/4"	1-3/8"	500	Centered	1/2", 5/8", 3/4"	<a href="#">SCC-SNB1020-CPR</a>
	2"	1-5/8"	1-3/8"	500	Offset	1/2", 5/8", 3/4"	<a href="#">SCC-SNB1020-OPR</a>
	2-3/4"	2-1/4"	1-3/8"	650	Offset	1/2", 5/8", 3/4"	<a href="#">SCC-SNB10275-OPR</a>
	2-3/4"	3-1/4"	1-3/8"	650	Centered	1/2", 5/8", 3/4"	<a href="#">SCC-SNB10275-CPR</a>
14"	1-3/4"	2-1/8"	-	150	Centered	5/8", 3/4"	<a href="#">SCC-SNB14175-CSR</a>
12"	3"	2-3/4"	1-3/8"	850	Offset	1/2", 5/8", 3/4"	<a href="#">SCC-SNB1230-OPR</a>
	3"	3-1/4"	1-3/8"	850	Centered	1/2", 5/8", 3/4"	<a href="#">SCC-SNB1230-CPR</a>

VARIOUS TYPES OF BEARINGS ARE AVAILABLE, INCLUDING BALL BEARINGS, TAPERED BEARINGS, AND DELRIN BEARINGS, OFFERED IN A RANGE OF SIZES.

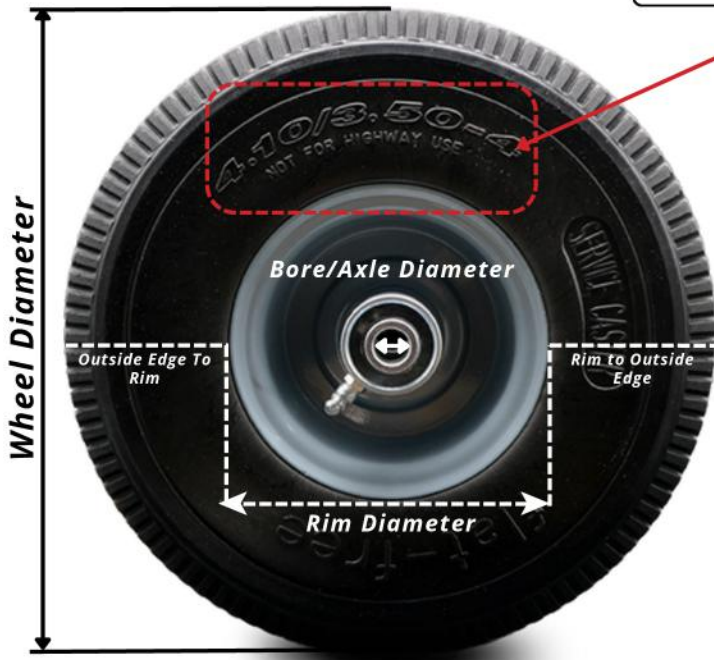
**FLAT-FREE. HASSLE-FREE. EVERY TIME.**



**Never-Flat Wheels**

Never-Flat Wheels

Our wheels, made from micro-cellular polyurethane foam, provide a smooth, flat-free ride, easily handling debris and uneven surfaces while remaining non-marking and durable for all floor types.



**What Do These Numbers Mean?**

Tire sizes are typically written in this format:

**Example**

**4.10/3.50-4**

- 4.10"** = Tire Width
- 3.50"** = Distance from the outside edge of the tire to the outside edge of the rim
- 4"** = Rim Diameter

**Measuring the Overall Wheel Diameter**

To calculate the overall diameter of a wheel, add the outside edge to rim, the rim diameter, and the rim to outside edge length.

**3.50" + 4.10" + 3.50" = 11.1" Diameter**

Note: That tire sizes in the industry are not exact. It is not unusual for tire dimensions to be slightly different than the tire markings.



**Never-Flat Wheels**

Diameter	Tire Size/Type	Hub Length	Plain Bore Diameters	Load Capacity (lbs.)	Hub Design	Bearing Diameter	Part Number	Color / Style
6"	2"	2-1/4"	-	150	Centered	1/2"	<a href="#">SCC-NFB620-4C</a>	<a href="#">Black/Zinc</a> , <a href="#">Gray/Zinc</a>
8"	2"	2-3/8"	-	275	Centered	1/2", 5/8", 3/4"	<a href="#">SCC-NFB820-4C</a>	<a href="#">Black/Zinc</a>
	2-3/4"	2-1/4"	1-3/8"	250	Offset	1/2", 5/8", 3/4"	<a href="#">SCC-NFB280-40</a>	<a href="#">Black/Gray</a>
	3" (2.50-4)	3-3/16"	1-3/8"	275	Centered	1/2", 5/8", 3/4"	<a href="#">SCC-NFB830-4C</a>	<a href="#">Black/Black</a>
8.9"	2-15/16"	3"	1-3/8"	250	Centered	1/2", 5/8", 3/4"	<a href="#">SCC-NFB930-4C</a>	<a href="#">Black/Zinc</a> , <a href="#">Gray/Zinc</a>
	2-15/16"	2-1/4"	1-3/8"	250	Offset	1/2", 5/8", 3/4"	<a href="#">SCC-NFB930-40</a>	<a href="#">Black/Zinc</a>
10"	3" (4.10/3.50-4)	4"	1-3/8"	280	Centered	1/2", 5/8", 3/4"	<a href="#">SCC-NFB350-4C</a>	<a href="#">Black/Gray</a> , <a href="#">Black/Zinc</a> , <a href="#">Black/White</a>
	3-7/16"	2-1/4"	1-3/8"	280	Offset	1/2", 5/8", 3/4"	<a href="#">SCC-NFB350-40</a>	<a href="#">Black/Zinc</a>
12"	1-3/4" (4.10/3.50-6)	2-3/8"	1-3/8"	150	Centered	1/2", 5/8", 3/4"	<a href="#">SCC-NFB350-6C</a>	<a href="#">Black/Black</a>
16"	3-3/4" (4.80/4.00-8)	3"	1-3/8"	520	Centered	3/4", 1"	<a href="#">SCC-NFB1630-6C</a>	<a href="#">Black/White</a>

VARIOUS TYPES OF BEARINGS ARE AVAILABLE, INCLUDING BALL BEARINGS, TAPERED BEARINGS, AND DELRIN BEARINGS, OFFERED IN A RANGE OF SIZES.

**WHEEL MEASURING:  
LET'S GET ROLLING!**

Tire sizes aren't always exact. For instance, a 4.80/4.00-8 tire might be labeled as 16 inches, but actually measures around 15.5 inches. No big deal—it still meets industry standards and works great!

**NEED HELP? CALL OUR SERVICE CASTER CUSTOMER SERVICE SQUAD FOR EXPERT ADVICE. WE'VE GOT YOUR WHEELS COVERED!**

Here's how to measure like a pro:

1. **Wheel Diameter** – Measure the full diameter, even if it's slightly off from the marking.
2. **Bore/Axle Diameter** – Match the hole size to your axle for a perfect fit.
3. **Wheel Width** – Measure the tread's widest point.
4. **Hub Length** – Get the hub length right for secure attachment.
5. **Hub Type** – Know if you need an **offset** or **centered** hub.



## Keyed Drive Wheels

### Keyed Drive Wheels

Service Caster's Keyed Drive Wheels feature durable polyurethane or rubber treads for powering equipment. Available in Standard and Metric bores, they include two set screws and can be custom-cut or re-bonded. **Proudly made in the USA.**

#### Applications

- Conveyor Systems
- Automated Lifts and Elevators
- Robotics and Automated Guided Vehicles (AGVs)
- Assembly Line Equipment
- Printing and Packaging Machinery

#### Features

- Drive wheel bores available in both Standard and Metric widths.
- Wheels are shipped with 2 set screws: one on the keyway and one 90 degrees from it.
- In-house capabilities for custom cutting any type and size of keyway.
- Re-bonding services to restore old wheels to usable condition.
- **Made in the USA:** All drive wheels are machined, assembled, and packed at our facilities in West Reading, PA.



## Metric Sizes Now Available for Custom Drive Wheels!

### Rubber Keyed Drive Wheels

Durometer: 70-80 Shore A

Diameter	Tread Width	Hub Length	Load Capacity (lbs.)	Part Number	Bore Diameter (inches)	Bore Diameter (Millimeter)
4"	2"	2-3/16"	290	<a href="#">SCC-RSS420</a>	<a href="#">1/2"</a> , <a href="#">5/8"</a> , <a href="#">3/4"</a>	<a href="#">12</a> , <a href="#">14</a> , <a href="#">16</a> , <a href="#">18</a> , <a href="#">20</a>
5"	2"	2-3/16"	350	<a href="#">SCC-RSS520</a>	<a href="#">1/2"</a> , <a href="#">5/8"</a> , <a href="#">3/4"</a>	<a href="#">12</a> , <a href="#">14</a> , <a href="#">16</a> , <a href="#">18</a> , <a href="#">20</a>
6"	2"	2-3/16"	410	<a href="#">SCC-RSS620</a>	<a href="#">1/2"</a> , <a href="#">5/8"</a> , <a href="#">3/4"</a>	<a href="#">12</a> , <a href="#">14</a> , <a href="#">16</a> , <a href="#">18</a> , <a href="#">20</a>
	3"	3-1/4"	680	<a href="#">SCC-RSS630</a>	<a href="#">3/4"</a> , <a href="#">1"</a> , <a href="#">1-1/4"</a> , <a href="#">1-1/2"</a>	<a href="#">20</a> , <a href="#">22</a> , <a href="#">24</a> , <a href="#">26</a> , <a href="#">28</a> , <a href="#">30</a>
8"	2"	2-3/16"	500	<a href="#">SCC-RSS820</a>	<a href="#">1/2"</a> , <a href="#">5/8"</a> , <a href="#">3/4"</a>	<a href="#">12</a> , <a href="#">14</a> , <a href="#">16</a> , <a href="#">18</a> , <a href="#">20</a>
	3"	3-1/4"	850	<a href="#">SCC-RSS830</a>	<a href="#">3/4"</a> , <a href="#">1"</a> , <a href="#">1-1/4"</a> , <a href="#">1-1/2"</a>	<a href="#">20</a> , <a href="#">22</a> , <a href="#">24</a> , <a href="#">26</a> , <a href="#">28</a> , <a href="#">30</a>
10"	3"	3-1/4"	1000	<a href="#">SCC-RSS1030</a>	<a href="#">3/4"</a> , <a href="#">1"</a> , <a href="#">1-1/4"</a> , <a href="#">1-1/2"</a>	<a href="#">20</a> , <a href="#">22</a> , <a href="#">24</a> , <a href="#">26</a> , <a href="#">28</a> , <a href="#">30</a>

SET SCREWS ARE AVAILABLE. IF ONE IS SPECIFIED, IT WILL BE PLACED OVER THE KEYWAY; IF TWO, THE SECOND WILL BE POSITIONED 90° FROM THE KEYWAY.

### Polyurethane Keyed Drive Wheels

Durometer: 90-95 Shore A

Diameter	Tread Width	Hub Length	Load Capacity (lbs.)	Part Number	Bore Diameter (inches)	Bore Diameter (Millimeter)
4"	1-1/2"	1-5/8"	675	<a href="#">SCC-EZPUS415</a>	<a href="#">1/2"</a> , <a href="#">5/8"</a> , <a href="#">3/4"</a>	<a href="#">12</a> , <a href="#">14</a> , <a href="#">16</a> , <a href="#">18</a> , <a href="#">20</a>
	2"	2-3/16"	750	<a href="#">SCC-EZPUS420</a>	<a href="#">1/2"</a> , <a href="#">5/8"</a> , <a href="#">3/4"</a>	<a href="#">12</a> , <a href="#">14</a> , <a href="#">16</a> , <a href="#">18</a> , <a href="#">20</a>
5"	1-1/2"	1-5/8"	700	<a href="#">SCC-EZPUS515</a>	<a href="#">1/2"</a> , <a href="#">5/8"</a> , <a href="#">3/4"</a>	<a href="#">12</a> , <a href="#">14</a> , <a href="#">16</a> , <a href="#">18</a> , <a href="#">20</a>
	2"	2-3/16"	1050	<a href="#">SCC-EZPUS620</a>	<a href="#">1/2"</a> , <a href="#">5/8"</a> , <a href="#">3/4"</a>	<a href="#">12</a> , <a href="#">14</a> , <a href="#">16</a> , <a href="#">18</a> , <a href="#">20</a>
6"	1-1/2"	1-5/8"	850	<a href="#">SCC-EZPUS615</a>	<a href="#">1/2"</a> , <a href="#">5/8"</a> , <a href="#">3/4"</a>	<a href="#">12</a> , <a href="#">14</a> , <a href="#">16</a> , <a href="#">18</a> , <a href="#">20</a>
	2"	2-3/16"	1250	<a href="#">SCC-EZPUS620</a>	<a href="#">1/2"</a> , <a href="#">5/8"</a> , <a href="#">3/4"</a>	<a href="#">12</a> , <a href="#">14</a> , <a href="#">16</a> , <a href="#">18</a> , <a href="#">20</a>
	3"	3-1/4"	2200	<a href="#">SCC-EZPUS630</a>	<a href="#">3/4"</a> , <a href="#">1"</a> , <a href="#">1-1/4"</a> , <a href="#">1-1/2"</a>	<a href="#">20</a> , <a href="#">22</a> , <a href="#">24</a> , <a href="#">26</a> , <a href="#">28</a> , <a href="#">30</a>
8"	2"	2-3/16"	1550	<a href="#">SCC-EZPUS820</a>	<a href="#">1/2"</a> , <a href="#">5/8"</a> , <a href="#">3/4"</a>	<a href="#">12</a> , <a href="#">14</a> , <a href="#">16</a> , <a href="#">18</a> , <a href="#">20</a>
	3"	3-1/4"	2500	<a href="#">SCC-EZPUS830</a>	<a href="#">3/4"</a> , <a href="#">1"</a> , <a href="#">1-1/4"</a> , <a href="#">1-1/2"</a>	<a href="#">20</a> , <a href="#">22</a> , <a href="#">24</a> , <a href="#">26</a> , <a href="#">28</a> , <a href="#">30</a>
10"	3"	3-1/4"	3000	<a href="#">SCC-EZPUS1030</a>	<a href="#">3/4"</a> , <a href="#">1"</a> , <a href="#">1-1/4"</a> , <a href="#">1-1/2"</a>	<a href="#">20</a> , <a href="#">22</a> , <a href="#">24</a> , <a href="#">26</a> , <a href="#">28</a> , <a href="#">30</a>




SET SCREWS ARE AVAILABLE. IF ONE IS SPECIFIED, IT WILL BE PLACED OVER THE KEYWAY; IF TWO, THE SECOND WILL BE POSITIONED 90° FROM THE KEYWAY.



We provide all the essential parts and accessories for your caster and wheel needs, including bearings, brakes, mounting options, and much more.

### Elevate Your Equipment: Premium Parts & Accessories

Shop our range of caster Parts & Accessories, including [floor locks](#), [wheel bearings](#), [axles](#), [brake kits](#), and more. Each item is designed with the same quality and innovation that define our core products, ensuring optimal performance and reliability. [Stainless steel](#) options are also available, providing enhanced durability and resistance to corrosion.



Looking for caster and wheel parts? Need a custom fit? Contact our [customer service](#) team for personalized solutions. We're here to help!





**Roller Bearing**

The roller bearing handles heavier loads than a same-size ball bearing. It has a split outer race shell with the roller assembly secured by hardened washers.

Part Number	Inside Diameter	Outside Diameter	Length
<a href="#">SCC-RB1001</a>	1/2"	15/16"	1"
<a href="#">SCC-RB1002</a>	5/8"	1-3/16"	1-3/8"
<a href="#">SCC-RB1003</a>	5/8"	1-3/16"	1-7/8"
<a href="#">SCC-RB1004</a>	3/4"	1-3/16"	1-3/8"
<a href="#">SCC-RB1005</a>	3/4"	1-3/16"	1-7/8"
<a href="#">SCC-RB1006</a>	3/4"	1-3/16"	2-1/2"
<a href="#">SCC-RB1007</a>	3/4"	1-7/16"	2"
<a href="#">SCC-RB1008</a>	7/8"	1-7/16"	2"
<a href="#">SCC-RB1009</a>	1"	1-7/16"	2"
<a href="#">SCC-RB1009-1 9/16</a>	1"	1-9/16"	2-1/2"
<a href="#">SCC-RB10010</a>	1"	1-15/16"	2-1/2"
<a href="#">SCC-RB10011</a>	1"	1-15/16"	3"
<a href="#">SCC-RB10012</a>	1-1/4"	1-15/16"	2-1/2"
<a href="#">SCC-RB10013</a>	1-1/4"	1-15/16"	3"
<a href="#">SCC-RB10014</a>	1-1/4"	2-7/16"	4"
<a href="#">SCC-RB10015</a>	1-1/4"	2-7/16"	5"
<a href="#">SCC-RB10016</a>	1-1/2"	2-7/16"	4"
<a href="#">SCC-RB10017</a>	1-1/2"	2-7/16"	5"



**Caged Roller Bearing**

Caged drawn cup (1pc) bearings feature a steel cage that securely holds the needle rollers, ensuring maximum strength and long service life.

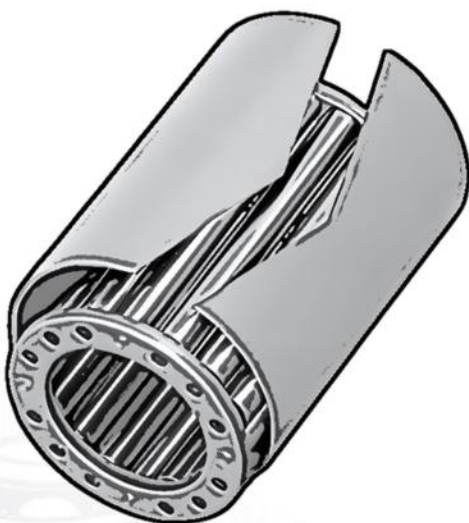
Part Number	Inside Diameter	Outside Diameter	Length
<a href="#">SCC-RB1004-1PC</a>	3/4"	1-3/16"	1-3/8"
<a href="#">SCC-RB1005-1PC</a>	3/4"	1-3/16"	1-7/8"



**Stainless Roller Bearing**

The Roller Bearing split outer raceway sleeve is stainless steel for superior corrosion resistance.

Part Number	Inside Diameter	Outside Diameter	Length
<a href="#">SCC-SSRB1004</a>	3/4"	1-3/16"	1-3/8"
<a href="#">SCC-SSRB1005</a>	3/4"	1-3/16"	1-7/8"
<a href="#">SCC-SSRB10011</a>	1"	1-15/16"	3"



**Where  
Roller  
Bearing  
Casters  
Excel**

Roller bearing casters are ideal for applications requiring smooth movement and high load capacity. They're commonly used in material handling carts, industrial equipment, medical devices, dollies, heavy-duty furniture, and commercial laundry or food service carts. Additionally, they perform well in automotive and aircraft industries, mobile warehouse racks, and shipping containers, providing reliable, durable mobility across various surfaces.





## Flanged Ball Bearings

Flanged ball bearings support loads, aid alignment, and reduce slippage—ideal for high-vibration applications.

Part Number	Inside Diameter	Outside Diameter	Length
<a href="#">SCC-BB1000</a>	1/2"	15/16"	1"
<a href="#">SCC-BB1001</a>	5/8"	1-3/16"	1-3/8"
<a href="#">SCC-BB1002</a>	5/8"	1-3/16"	1-7/8"
<a href="#">SCC-BB1003</a>	3/4"	1-3/16"	1-3/8"
<a href="#">SCC-BB1004</a>	3/4"	1-3/16"	1-7/8"



## Precision Ball Bearings

The sealed precision ball bearing offers smooth, quiet performance for medium to heavy-duty applications with high speed and radial thrust needs.

Part Number	Inside Diameter	Wheel Bore	Wheel Hub
<a href="#">SCC-PBB38118112</a>	3/8"	1-1/8"	1-1/2"
<a href="#">SCC-PBB121316158</a>	1/2"	1-3/16"	1-5/8"
<a href="#">SCC-PBB123162316</a>	1/2"	1-3/16"	2-3/16"
<a href="#">SCC-PBB5813162316</a>	5/8"	1-3/16"	2-3/16"
<a href="#">SCC-PBB3411516234</a>	3/4"	1-15/16"	2-3/4"
<a href="#">SCC-PBB3411516314</a>	3/4"	1-15/16"	3-1/4"
<a href="#">SCC-PBB11516314</a>	1"	1-15/16"	3-1/4"

NEED METRIC OR STAINLESS? [CUSTOMER SERVICE](#) CAN HELP

## PRECISION Performance

Sealed Precision Ball Bearings ensure smooth, quiet rolling, ideal for carts, machinery, and medical equipment. Available in zinc-plated or stainless steel, they enhance caster performance up to 250°F.



## Pedestal Ball Bearings

This bearing ensures smooth, quiet, maintenance-free operation. Easy installation. Available in stainless steel and heat-resistant options!

Part Number	Inside Diameter	Outside Diameter	Wheel Hub
<a href="#">SCC-Q34S-12</a>	1/2"	1-3/16"	1-5/8"
<a href="#">SCC-Q34-12</a>	1/2"	1-3/16"	2-3/16"
<a href="#">SCC-Q34RS-34</a>	3/4"	1-15/16"	2-3/4"
<a href="#">SCC-Q34R-34</a>	3/4"	1/15/16"	3-1/4"

## Pedestal Ball Bearings

*High Temp*



Part Number	Inside Diameter	Outside Diameter	Wheel Hub
<a href="#">SCC-Q34-VK</a>	1/2"	1-3/16"	2-3/16"

HIGH TEMP BEARING - 525°F INTERMITTENT



## *Stainless Steel* Pedestal Ball Bearings

Part Number	Inside Diameter	Outside Diameter	Wheel Hub
<a href="#">SCC-SSQ34</a>	1/2"	1-3/16"	2-3/16"

STAINLESS STEEL BEARING - CORRISON RESISTANT







**Tapered Roller Bearings**

Single-row tapered roller bearings are basic and widely used, with a cone and cup, available in the broadest range of sizes.

Part Number	Inside Diameter	Wheel Width
<a href="#">SCC-TRB34</a>	3/4"	2", 2-1/2", 3"
<a href="#">SCC-TRB1</a>	1"	3", 4"
<a href="#">SCC-TRB114</a>	1-1/4"	4"



**Bronze Bearings**

Bronze caster bearings, made from a durable bronze alloy, handle temperatures up to 525°F and harsh conditions. They can include a spanner bushing for extra strength and capacity.

Part Number	Inside Diameter	Wheel Bore	Wheel Hub
<a href="#">SCC-BZ34</a>	3/4"	1-3/16"	2-3/16"

**Plastic Bearings**

These lightweight Plastic bearings are durable, comes in one- or two-piece designs, and is suitable for food service and material handling.



Part Number	Inside Diameter	Wheel Bore	Wheel Hub
<a href="#">SCC-DL1000</a>	3/8"	1-1/8"	1-9/16"
<a href="#">SCC-DL1001</a>	1/2"	1-1/8"	1-9/16"
<a href="#">SCC-DL1002</a>	1/2"	1-3/16"	2-3/16"
<a href="#">SCC-DL1003</a>	3/4"	1-3/16"	2-3/16"
<a href="#">SCC-DL1005</a>	1"	1-15/16"	2-3/4", 3-1/4"
<a href="#">SCC-DL1002-1PC-SHORT</a>	1/2"	1-3/16"	1-5/8"
<a href="#">SCC-DL1002-1PC</a>	1/2"	1-3/16"	2-3/16"
<a href="#">SCC-DL1004-1PC</a>	5/8"	1-3/16"	2-3/16"
<a href="#">SCC-DL1003-1PC-SHORT</a>	3/4"	1-3/16"	1-5/8"
<a href="#">SCC-DL1003-1PC</a>	3/4"	1-3/16"	2-3/16"

AVAILABLE IN EITHER ONE-PIECE OR TWO-PIECE BEARINGS.

**Plastic Spanner Bushings**

This plastic spanner bushing enhances stability and durability, fitting various bearings and wheel setups. It's ideal for applications requiring extra support and is cost-effective.

Part Number	Inside Diameter	Outside Diameter	Length
<a href="#">SCC-DS1000</a>	1/2"	3/4"	1-7/8"
<a href="#">SCC-DS1001</a>	1/2"	3/4"	2-7/16"

NEED A DIFFERENT SIZE? [CUSTOMER SERVICE](#) CAN HELP!

We offer Caster Bearing Kits that include bearings, bushings, and retainer washers, providing everything needed for smooth and reliable caster performance. Each kit is designed for durability and efficiency, ideal for both new installations and replacements to maintain optimal caster function.



**Bearing Kit Available**





**Zinc Plated Axle Kits**

Axles ensure smooth, even wheel rotation and handle heavy loads. Available in **zinc-plated** or stainless steel for corrosion resistance.



Part Number	Outside Diameter	Length
<a href="#">SCC-AN516218</a>	5/16"	2-1/8"
<a href="#">SCC-ZAN38214</a>	3/8"	2-1/4"
<a href="#">SCC-ZAN38212</a>	3/8"	2-1/2"
<a href="#">SCC-ZAN123</a>	1/2"	3"
<a href="#">SCC-ZAN12312</a>	1/2"	3-1/2"
<a href="#">SCC-ZAN124</a>	1/2"	4"
<a href="#">SCC-ZAN34412</a>	3/4"	4-1/2"
<a href="#">SCC-ZAN345</a>	3/4"	5"
<a href="#">SCC-ZAN34512</a>	3/4"	5-1/2"

**Stainless Steel Axle Kits**

Stainless steel axle kits ensure smooth rotation, durability, and superior **corrosion resistance** for tough environments.

Part Number	Outside Diameter	Length
<a href="#">SCC-SSZAN38214</a>	3/8"	2-1/4"
<a href="#">SCC-SSZAN38212</a>	3/8"	2-1/2"
<a href="#">SCC-SSZAN12312</a>	1/2"	3-1/2"
<a href="#">SCC-SSZAN124</a>	1/2"	4"
<a href="#">SCC-SSZAN345</a>	3/4"	5"



**Pressfit retaining washers**

Wheel bearing **retainer washers** secure bearings and ensure smooth rotation. Available in plastic, metal, stainless steel, and more.

Part Number	Inside Diameter	Outside Diameter	Type
<a href="#">SCC-RW11</a>	3/4"	1-3/16"	Plastic Combination
<a href="#">SCC-RW11-S</a>	3/4"	1-3/16"	Steel
<a href="#">SCC-RW11-M</a>	3/4"	1-3/16"	Sintered Iron Combination
<a href="#">SCC-RW12</a>	1"	1-7/16"	Steel
<a href="#">SCC-RW12-S</a>	1"	1-9/16"	Steel
<a href="#">SCC-RW13</a>	1"	1-15/16"	Steel
<a href="#">SCC-RW13-M</a>	1"	1-15/16"	Sintered Iron Combination
<a href="#">SCC-RW14</a>	1-1/4"	1-15/16"	Steel
<a href="#">SCC-RW15</a>	1-1/4"	2-7/16"	Steel
<a href="#">SCC-RW16</a>	1-1/2"	2-7/16"	Steel

**Neoprene seal washer**

Washers have a flanged **rubber insert** on a steel base, ensuring a tight seal. Perfect for corrosion resistance.



Part Number	Inside Diameter	Outside Diameter
<a href="#">SCC-NS401</a>	3/4"	1-3/16"
<a href="#">SCC-NS402</a>	1"	1-7/16"
<a href="#">SCC-NS403</a>	1"	1-15/16"
<a href="#">SCC-NS404</a>	1-1/4"	1-15/16"
<a href="#">SCC-NS405</a>	1-1/4"	2-7/16"
<a href="#">SCC-NS406</a>	1-1/2"	2-7/16"

**Thrust Washers**

**Thrust washers** secure roller bearings in caster wheels and support axial loads.

Part Number	Inside Diameter	Outside Diameter
<a href="#">SCC-TW501</a>	3/4"	1-5/8"
<a href="#">SCC-TW502</a>	1"	2-3/8"
<a href="#">SCC-TW503</a>	1-1/4"	2-3/4"



"Simply the best :) – Easy to navigate website. Easy ordering process. Fast shipping, high quality parts, excellent prices."

★★★★★ by ERICK ZETINA

Rated 4.9 / 5 | 12,049 reviews





## Steel Spanner Bushings

Spanner bushings stabilize casters by evenly distributing weight and reducing axle deflection, ensuring smooth operation and improved load capacity.



## Stainless Steel Spanner Bushings

These stainless steel spanner bushings resist corrosion and wear, ensuring long-lasting performance and reducing the need for frequent replacements.

Part Number	Inside Diameter	Outside Diameter	Length
<a href="#">SCC-S301SSL</a>	5/16"	3/8"	1.5280"
<a href="#">SCC-S201L</a>	5/16"	7/16"	1.0950"
<a href="#">SCC-S300L</a>	5/16"	1/2"	1.5230"
<a href="#">SCC-S301SL</a>	3/8"	1/2"	1.5156"
<a href="#">SCC-S202SL</a>	3/8"	1/2"	1.516"
<a href="#">SCC-S301L</a>	3/8"	1/2"	1.7030"
<a href="#">SCC-S302XL</a>	3/8"	3/4"	1.7770"
<a href="#">SCC-S301XL</a>	3/8"	3/4"	1.8906"
<a href="#">SCC-S302SL</a>	1/2"	5/8"	1.8906"
<a href="#">SCC-S303SL</a>	1/2"	5/8"	2.4531"
<a href="#">SCC-S304L</a>	1/2"	3/4"	1.7120"
<a href="#">SCC-S302L</a>	1/2"	3/4"	1.8906"
<a href="#">SCC-S303SSL</a>	1/2"	3/4"	2.1600"
<a href="#">SCC-S401L</a>	1/2"	3/4"	2.3270"
<a href="#">SCC-S303L</a>	1/2"	3/4"	2.4531"
<a href="#">SCC-S303XL</a>	1/2"	3/4"	3.0156"
<a href="#">SCC-S402L</a>	1/2"	3/4"	4.0156"
<a href="#">SCC-S30258L</a>	1/2"	3/4"	1.8906"
<a href="#">SCC-S30358L</a>	5/8"	3/4"	2.4531"
<a href="#">SCC-S305L</a>	3/4"	1"	3.0156"
<a href="#">SCC-S306L</a>	3/4"	1"	3.5156"
<a href="#">SCC-S307L</a>	3/4"	1"	3.5780"
<a href="#">SCC-S305XL</a>	1"	1-1/4"	3.0156"
<a href="#">SCC-S306XL</a>	1"	1-1/4"	3.5156"
<a href="#">SCC-S306XXL</a>	1"	1-1/4"	4.5625"
<a href="#">SCC-S403L</a>	1"	1-1/4"	5.5780"
<a href="#">SCC-S501L</a>	1-1/4"	1-1/2"	3.5780"
<a href="#">SCC-S502L</a>	1-1/4"	1-1/2"	4.5780"
<a href="#">SCC-S503L</a>	1-1/4"	1-1/2"	5.5780"

Part Number	Inside Diameter	Outside Diameter	Length
<a href="#">SCC-SS301SL</a>	3/8"	1/2"	1.5156"
<a href="#">SCC-SS301L</a>	3/8"	1/2"	1.7030"
<a href="#">SCC-SS302XL</a>	3/8"	3/4"	1.707"
<a href="#">SCC-SS301XL</a>	3/8"	3/4"	1.8906"
<a href="#">SCC-SS302L</a>	1/2"	3/4"	1.8906"
<a href="#">SCC-SS303L</a>	1/2"	3/4"	2.4531"
<a href="#">SCC-SS303XL</a>	1/2"	3/4"	3.0156"

## Steel Flanged Spanner Bushings

Wheel bearing reducers (top hats) efficiently convert sealed wheel bearings to a smaller diameter.



Part Number	Inside Diameter	Wheel Width	Hub Length
<a href="#">SCC-THS38</a>	3/8"	1-1/4"	1-9/32"
<a href="#">SCC-THS12</a>	1/2"	2"	2-3/16"
<a href="#">SCC-THS34</a>	3/4"	3"	3-1/4"
<a href="#">SCC-THS1</a>	1"	4"	4-1/4"

NEED METRIC OR STAINLESS? [CUSTOMER SERVICE](#) CAN HELP

# HOW TO PICK THE BEST WHEELS

- SURFACE COMPATIBILITY
- BEARING TYPE
- ENVIRONMENTAL FACTORS
- BUDGET
- SERVICE CASTER'S EXCEPTIONAL CUSTOMER SERVICE SKILLS.
- PURPOSE AND APPLICATION
- MATERIAL
- LOAD CAPACITY
- WHEEL SIZE AND TYPE

LIKE, SHARE & SUBSCRIBE





### Floor Truck Locks

Our **floor truck locks** ensure secure cart immobilization with a simple step-on pedal for easy loading. The rubber footpad provides stability, increases friction, and protects floors from scratches.

For optimal safety, use only on flat surfaces.

Part Number	Caster Wheel Diameter	Extend Height	Retracted Height	Weight (lbs.)
<a href="#">SCC-FL400KB</a>	4"	5-3/4"	5-1/16"	3.25
<a href="#">SCC-FL500KB</a>	5"	6-5/8"	5-5/8"	3.50
<a href="#">SCC-FL600KB</a>	6"	7-5/8"	6-5/8"	4.50
<a href="#">SCC-FL800KB</a>	8"	9-5/8"	8-5/8"	4.75
<a href="#">SCC-FL400DP</a>	4"	5-7/8"	4-5/8"	3.25
<a href="#">SCC-FL500DP</a>	5"	6-3/4"	5-1/2"	3.50
<a href="#">SCC-FL600DP</a>	6"	7-3/4"	6-1/2"	4.50
<a href="#">SCC-FL800DP</a>	8"	9-3/4"	8-1/2"	4.75

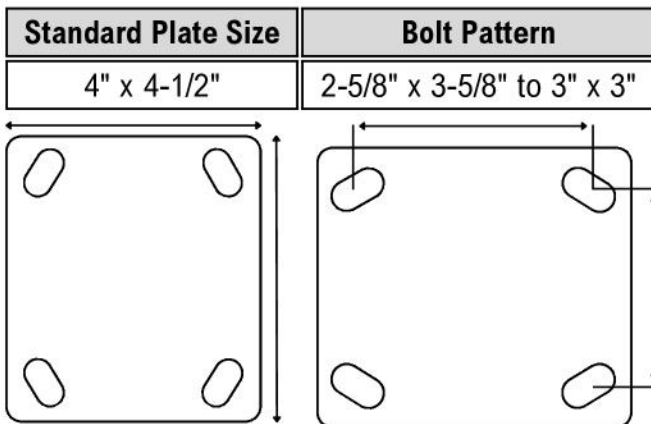
CAN'T FIND YOUR SIZE? [CUSTOMER SERVICE](#) CAN HELP



### Stainless Steel Floor Truck Locks

**Stainless Steel**, double pedal, Floor Truck Locks feature durable construction, 304 stainless steel, and rubberized non-slip foot.

Part Number	Caster Wheel Diameter	Extend Height	Retracted Height
<a href="#">SCC-SSFL400DP</a>	4"	5-7/8"	4-5/8"
<a href="#">SCC-SSFL500DP</a>	5"	6-3/4"	5-1/2"
<a href="#">SCC-SSFL600DP</a>	6"	7-3/4"	6-1/2"
<a href="#">SCC-SSFL800DP</a>	8"	9-3/4"	8-1/2"



### Nose Rollers

This cast semi-steel **nose roller** features a fully machined, concentric design with a carbon steel axle that is drilled, cross-drilled, and includes a recessed Zerk fitting, offering a 20-ton (40,000 lbs.) capacity.



Part Number	Roller Diameter (Inches)	Roller Lengths (Inches)	Axle Diameter (Inches)	Axle Length (Inches)	Capacity (lbs.)	Roller + Axle	WT (lbs.)	Axle	WT (lbs.)
<a href="#">SCC-NR44</a>	4	4	1.5	6.50	40,000	NR4 x 4	16.5	N1.5 X 6.5S	3.25
<a href="#">SCC-NR46</a>	4	6	1.5	8.25	40,000	NR4 x 6	21.25	N1.5 X 8.25S	4.125
<a href="#">SCC-NR80</a>	8	10	1.44	12-1/2	40,000	BR8 X 10	36	B1.44 X 12.5S	5.7



Part Number	Caster Series Number	Top Plate Size
<a href="#">SCC-CP20</a>	#20	2-3/8" x 3-5/8"
<a href="#">SCC-CP30</a>	#30	4" x 4-1/2"
<a href="#">SCC-CP30-U</a>	#30	4" x 4-1/2"
<a href="#">SCC-CP60</a>	#60	4-1/2" x 6-1/4"

### Caster Pads

For **quick caster replacement**, use a steel pad welded or bolted under containers with a 3/8" bolt and nylon lock nut. U-bolt hardware is also available.



### Weld & Shim Plate

Weld and shim plates are used to **raise the height** of casters and can be attached by welding or bolting.



Part Number	Overall Top Plate Size	Bolt Hole Spacing	Bolt Size	Thickness
<a href="#">SCC-TP20R</a>	2-3/8" x 3-5/8"	1-3/4" x 2-7/8" slotted to 3"	5/16"	1/8"
<a href="#">SCC-TP30R</a>	4" x 4-1/2"	2-5/8" X 3-5/8" Slotted to 3" x 3"	3/8"	1/4"
<a href="#">SCC-TP60R</a>	4-1/2" x 6-1/4"	2-7/16" x 4-15/16" slotted to 3-3/8" x 5-1/4"	1/2"	3/8"
<a href="#">SCC-TP92R</a>	5-1/4" x 7-1/4"	3-3/8" x 5-1/4" slotted to 4-1/8" x 6-1/4"	1/2"	3/8"

### Raceway Seals

**Rubber**; designed for a 4" x 4-1/2" plate.  
Operating temperature range: 40°F to 140°F.

Part Number	Caster Series Number
<a href="#">SCC-RW27</a>	#30, #100
<a href="#">SCC-RW27-HT</a>	#30, #100

HIGH-TEMP SEAL: -20°F TO 350°F.



### Wheel Thread Guards

The thread guard, available in both metal and plastic, **protects the bearing** from debris.

Part Number	Caster Series Number	Material
<a href="#">SCC-TG114-P</a>	#30, 100	Plastic
<a href="#">SCC-TG114-M</a>	#35, 50	Metal
<a href="#">SCC-TG2-P</a>	#60	Plastic
<a href="#">SCC-TG2-M</a>	#90, 92	Metal



### Corner Bumpers

Heavy-duty bumper with extra rounded corners for **added protection** at high-impact areas, featuring tapered and rounded ends.

Part Number	Wheel Diameters
<a href="#">SCC-CB101G</a>	see bumper page for details
<a href="#">SCC-CB100G</a>	
<a href="#">SCC-CB100B</a>	
<a href="#">SCC-CB100G-BC</a>	



### Tubing Bumper

Bumpers protect equipment and walls from **impact**, fitting 1" O.D. tubing with a 3-1/2" diameter.

Part Number	Tubing Inside Diameter	Bumper Diameter
<a href="#">SCC-CB200</a>	1"	3-1/2"

### Round Bumpers

Gray rubber rolling bumper with steel reinforcement fits 1/2" stem casters, **preventing damage** to walls and equipment.

Part Number	Caster Stem Diameter
<a href="#">SCC-CB50070</a>	1/2"
<a href="#">SCC-CB50093</a>	13/16"
<a href="#">SCC-CB50073</a>	1"
<a href="#">SCC-CB50074</a>	1-1/8"



### End Bumper

Typically used on **cart handle ends**, these bumpers feature a 3-1/4" diameter and a steel insert.

Part Number	Inside Diameter
<a href="#">SCC-CB300</a>	5/16"
<a href="#">SCC-CB301</a>	1/2"

**Unlock a World of Possibilities and Discover More Options with Service Caster!**



## Fastening Options

Service Caster offers a wide range of fastening options, including **threaded**, round, and **expanding** stems, along with various plate options, ensuring a secure and reliable fit for any application. We also provide these in **stainless steel** and have them available in **metric** sizes.

### Threaded Stems

*Light Duty Caster Series*

Part Number	Threaded Stem Size
<a href="#">SCC-TS05-51648-2MM</a>	5/16"-18 x 4.8" Ladder Stem
<a href="#">SCC-TS05-516112</a>	5/16"-18 x 1-1/2"
<a href="#">SCC-TS05-3810</a>	3/8"-16 x 1"
<a href="#">SCC-TS05-38112</a>	3/8"-16 x 1-1/2"
<a href="#">SCC-TS05-123</a>	1/2"-13 x 1"
<a href="#">SCC-TS05-12112</a>	1/2"-13 x 1-1/2"
<a href="#">SCC-TS05-M8112</a>	M8-1.5 x 38mm
<a href="#">SCC-TS05-M10112</a>	M10-1.25 x 38mm
<a href="#">SCC-TS05-M12112</a>	M12-1.75 x 38mm

STAINLES STEEL AND METRIC STEMS AVAILABLE

### Threaded Stems

*Medium/Heavy Duty Caster Series*

Part Number	Threaded Stem Size
<a href="#">SCC-TS3810</a>	3/8"-16 x 1"
<a href="#">SCC-TS38112</a>	3/8"-16 x 1-1/2"
<a href="#">SCC-TS121</a>	1/2"-13 x 1"
<a href="#">SCC-TS12112</a>	1/2"-13 x 1-1/2"
<a href="#">SCC-TS58212</a>	5/8"-11 x 2-1/2"
<a href="#">SCC-TS34212</a>	3/4"-10 x 2-1/2"
<a href="#">SCC-TSM10112</a>	M10-1.25 x 38mm
<a href="#">SCC-TSM12112</a>	M12-1.75 x 38mm
<a href="#">SCC-SSTS38112</a>	Stainless Steel 3/8"-16 x 1-1/2"
<a href="#">SCC-SSTS12112</a>	Stainless Steel 1/2"-13 x 1-1/2"
<a href="#">SCC-SSTSM10112</a>	Stainless Steel M10-1.25 x 38mm
<a href="#">SCC-SSTSM12112</a>	Stainless Steel M12-1.75 x 38mm

STAINLES STEEL AND METRIC STEMS AVAILABLE

### Threaded Stems

*More Option Sizes*

Part Number	Threaded Stem Size
<a href="#">SCC-TS716145</a>	7/16"-14 x 1-1/2"
<a href="#">SCC-TS71614214</a>	7/16"-14 x 2-1/4"
<a href="#">SCC-TS1213234</a>	1/2"-13 x 2-3/4"
<a href="#">SCC-TS1213318</a>	1/2"-13 x 3-1/8"
<a href="#">SCC-TS12134</a>	1/2"-13 x 4"
<a href="#">SCC-TS34101</a>	3/4"-10 x 1"
<a href="#">SCC-TS3410134</a>	3/4"-10 x 1-3/4"
<a href="#">SCC-TS34104</a>	3/4"-10 x 4"
<a href="#">SCC-TS34106</a>	3/4"-10 x 6"
<a href="#">SCC-TS58111</a>	5/8"-11 x 1"
<a href="#">SCC-TS5811134</a>	5/8"-11 x 1-3/4"
<a href="#">SCC-TS58114</a>	5/8"-11 x 4"
<a href="#">SCC-TS5811214</a>	5/8"-11 x 2-1/4"

DON'T SEE YOUR SIZE? LET **CUSTOMER SERVICE** HELP!

#### Measuring a Threaded Stem

Threaded stems need precise measuring tools to determine the correct diameter and thread pitch. With various sizes and types (metric, standard), using a **thread gauge** is the most reliable method. If you don't have one, hardware stores usually offer assistance.



*Pick Your Size*



**Inch or Metric?**

*How to Identify Thread Pitch*



**Measure Up!**



**Grip Ring Stems**

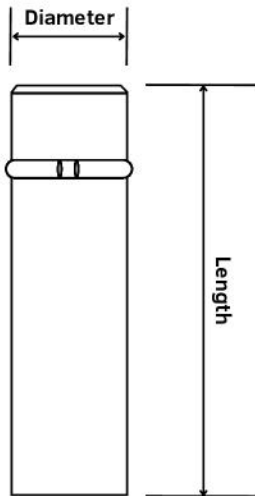
Friction-ring stem casters fit into a hole and use a spring ring to secure themselves, making them easy to install and replace. Ideal for office chairs and tables, they allow smooth 360° movement with minimal tools.

**Grip Ring Stems**



*Single Ring*

Part Number	Stem Size
<a href="#">SCC-GR381</a>	3/8" x 1"
<a href="#">SCC-GR71678</a>	7/16" x 7/8"
<a href="#">SCC-GR7161</a>	7/16" x 1"
<a href="#">SCC-GR7161316</a>	7/16" x 1-3/16"
<a href="#">SCC-GR716138</a>	7/16" x 1-3/8"
<a href="#">SCC-GR7161716</a>	7/16" x 1-7/16"
<a href="#">SCC-GR716134</a>	7/16" x 1-3/4"
<a href="#">SCC-GR7162</a>	7/16" x 2"
<a href="#">SCC-GR582316</a>	5/8" x 2-3/16"
<a href="#">SCC-GR805112</a>	.805" x 1-1/2"
<a href="#">SCC-GR8422</a>	.842" x 2"
<a href="#">SCC-GR8462316</a>	.846" x 2-3/16"



If you still require assistance, feel free to [reach out](#).

*Dual Ring*



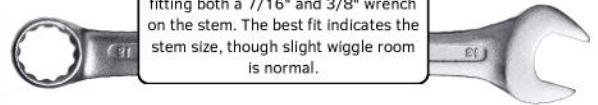
**Grip Ring Stems**

Part Number	Stem Size
<a href="#">SCC-GR13162316</a>	13/16" x 2-3/16"
<a href="#">SCC-GR865214</a>	.865" x 2-1/4"
<a href="#">SCC-GR12316</a>	1" x 2-3/16"
<a href="#">SCC-GR1182316</a>	1-1/8" x 2-3/16"
<a href="#">SCC-GR1142316</a>	1-1/4" x 2-3/16"
<a href="#">SCC-GR1382316</a>	1-3/8" x 2-3/16"
<a href="#">SCC-GR1122316</a>	1-1/2" x 2-3/16"

DUAL GRIP RING STEMS ENSURE **STABILITY**.

**Measuring with a Wrench**

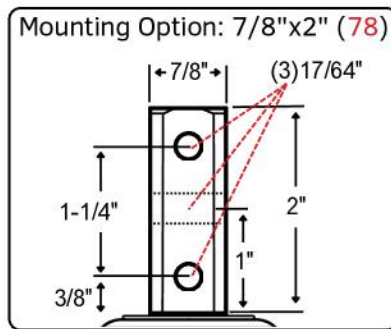
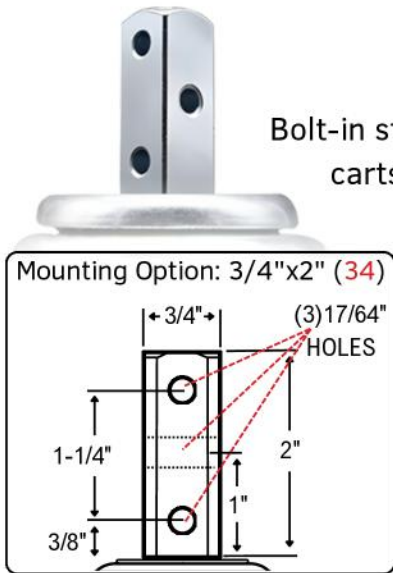
To measure a Grip Ring stem, try fitting both a 7/16" and 3/8" wrench on the stem. The best fit indicates the stem size, though slight wiggle room is normal.



FOR SIZE INQUIRIES, CONTACT [CUSTOMER SERVICE](#).

**Square Stems**

Bolt-in stem casters fit square or octagonal metal tubing, making them perfect for carts, racks, and similar equipment. They are commonly used in maintenance, construction, and transportation industries.



Part Number	Stem Size
<a href="#">SCC-SQ34</a>	3/4" x 2"
<a href="#">SCC-SQ78</a>	7/8" x 2"

3 HOLES ON STEM. SEE DRAWING FOR DETAILS

**HOW TO MEASURE STEM**



**Round Stems**

Round stems are typically used in both **shopping cart** and convertible **hand truck** casters, designed for smooth, quiet, and durable performance.

Part Number	Stem Size
<a href="#">SCC-RS34212</a>	3/4" x 2-1/2"
<a href="#">SCC-RS78212</a>	7/8" x 2-1/2"
<a href="#">SCC-RS1212</a>	1" x 2-1/2"

EXPANDING STEMS ALSO FIT THIS STEM STYLE.





## Expanding Adapter Stems

Designed to fit a variety of square and round tube legs, adapting to the tube's inside diameter. Expanding adapter stem casters are perfect for use on prep tables, work tables, racks, and various shop projects.



Part Number	Expandable Range	Inside Diameter Tubing
<a href="#">SCC-EX34</a>	0.720" - 0.851"	3/4"
<a href="#">SCC-EX78</a>	0.852" - 0.927"	7/8"
<a href="#">SCC-EX1</a>	0.935" - 1.029"	1"
<a href="#">SCC-EX118</a>	1.110" - 1.180"	1-1/8"
<a href="#">SCC-EX114</a>	1.178" - 1.303"	1-1/4"
<a href="#">SCC-EX138</a>	1.360" - 1.425"	1-3/8"
<a href="#">SCC-EX112</a>	1.426" - 1.589"	1-1/2"
<a href="#">SCC-EX158</a>	1.590" - 1.684"	1-5/8"
<a href="#">SCC-EX134</a>	1.685" - 1.80"	1-3/4"
<a href="#">SCC-EX178</a>	1.790" - 1.850"	1-7/8"

### Easy to Install Expanding Adapter Stem Casters

Tighten the topmost ring on the expanding caster adapter stem before insertion to compress rubber until it fits snugly into the tube. The expanded stem can be inserted into round or square tubing. It may be necessary to further tighten the nut under the swivel with a wrench until adequately secured.

### Expanding Adapter Kits

Expanding sleeve kits for round tubing include a **nylon spacer**, **rubber sleeve**, and **tightening nut**. They secure bolt-hole casters to furniture or equipment by inserting the bolt through the caster, then adding the spacer, sleeve, and nut. The bolt goes into a hole on the furniture or equipment, and the nut is tightened to expand the sleeve, firmly holding the caster in place.



WATCH HOW TO INSTALL EXPANDING STEM CASTERS.



### 4-Position Bolt-On Swivel Locks

Swivel locks instantly convert swivel casters to rigid ones. Just pull the ring, twist, and release for rigidity; pull and twist again to restore swivel. This feature greatly improves steering, especially for carts used in both tight spaces and long corridors.

#### Zinc Plated Bolt-on Swivel Locks

Part Number	Caster Series Number
<a href="#">SCC-BSL30</a>	#30, 100
<a href="#">SCC-BSL35</a>	#35, 50
<a href="#">SCC-BSL60</a>	#60
<a href="#">SCC-BSL92</a>	#90, 92



#### Stainless Steel Bolt-on Swivel Locks

Part Number	Caster Series Number
<a href="#">SCC-SSBSL30</a>	#30, 100
<a href="#">SCC-SSBSL35</a>	#35, 50
<a href="#">SCC-SSBSL60</a>	#60
<a href="#">SCC-SSBSL92</a>	#90, 92

### Wheel Brake Kits

Brake kits include parts to install brakes on compatible casters. Engaged brakes stop wheels from rolling, keeping equipment stationary and improving stability. Brakes don't stop swivel casters from swiveling.

#### Side Lock Brake

The side lock brake works better on hard-tread wheels. Its cam tightens the axle to stop the wheel, making it lightweight, budget-friendly, and easy to install on most 2" & 3" wide casters.

Part Number	Wheel Diameters	Caster Series Number
<a href="#">SCC-10SLB</a>	2", 2-1/2", 3", 4"	#10
<a href="#">SCC-30SLB-SHORT</a>	3-1/4", 4", 5", 6", 8", 10"	#30, 35, 50, 100
<a href="#">SCC-30SLB</a>	3-1/4", 4", 5", 6", 8", 10"	#30, 35, 50, 100
<a href="#">SCC-SS30SLB</a>	3-1/4", 4", 5", 6", 8", 10"	Stainless Steel
<a href="#">SCC-92SLB</a>	6", 8", 10", 12"	#60, 90, 92



STAINLESS STEEL AVAILABLE. CUSTOM SIZES UPON REQUEST.

#### Top Lock Brake

Top lock brakes are foot-friendly and press against the wheel's tread to stop movement. They come in various styles, with the most common being a pedal lever with a rubber pad for optimal friction.

#### Stainless Steel

Part Number	Wheel Diameters	Caster Series Number
<a href="#">SCC-SSTLB20-3</a>	3"	#20
<a href="#">SCC-SSTLB20-3.5</a>	3.5"	#20
<a href="#">SCC-SSTLB20-4</a>	4"	#20
<a href="#">SCC-SSTLB20-5</a>	5"	#20
<a href="#">SCC-SSTLB20-6</a>	6"	#20
<a href="#">SCC-SSTLB30-4</a>	4"	#30
<a href="#">SCC-SSTLB30-5</a>	5"	#30
<a href="#">SCC-SSTLB30-6</a>	6"	#30
<a href="#">SCC-SSTLB30-8</a>	8"	#30

STAINLESS STEEL AVAILABLE. CUSTOM SIZES UPON REQUEST.



Part Number	Wheel Diameters	Caster Series Number
<a href="#">SCC-TLB20-3</a>	3"	#20
<a href="#">SCC-TLB20-3.5</a>	3.5"	#20
<a href="#">SCC-TLB20-4</a>	4"	#20
<a href="#">SCC-TLB20-5</a>	5"	#20
<a href="#">SCC-TLB20-6</a>	6"	#20
<a href="#">SCC-TLB30-4</a>	4"	#30
<a href="#">SCC-TLB30-5</a>	5"	#30
<a href="#">SCC-TLB30-6</a>	6"	#30
<a href="#">SCC-TLB30-8</a>	8"	#30



**REQUEST DRAWING**



**Posi-Lock Brakes**

The posi lock brake applies a locking force to the wheel tread like a top lock brake, but its pedal is positioned above the wheel instead of on the side.



● ● ● ● ● ● ● ●  
*Choose Your Color*

Part Number	Caster Wheel Diameter	Caster Wheel Width
<a href="#">SCC-20PLB-3</a>	3"	1-1/4"
<a href="#">SCC-20PLB-3.5</a>	3.5"	
<a href="#">SCC-20PLB-4</a>	4"	
<a href="#">SCC-20PLB-5</a>	5"	
<a href="#">SCC-20PLB-6</a>	6"	

**Face Contact Brakes**



The Face Contact Brake is a stronger option than the Universal brake, with a pedal or t-bar handle based on the caster series. It's welded on, so no refunds are offered. With many different styles and sizes.



STAINLESS STEEL AVAILABLE. CUSTOM SIZES UPON REQUEST.



*Choose Your Style*



Part Number	Wheel Diameters	Wheel Width	Caster Series Number
<a href="#">SCC-FCB30-4</a>	4"	2"	#30
<a href="#">SCC-FCB30-5</a>	5"		
<a href="#">SCC-FCB30-6</a>	6"		
<a href="#">SCC-FCB30-8</a>	8"		
<a href="#">SCC-FCB60-6</a>	6"	2.5"-3"	#60, #90, #92, #100
<a href="#">SCC-FCB60-8</a>	8"		
<a href="#">SCC-FCB60-10</a>	10"		
<a href="#">SCC-FCB60-12</a>	12"		

**OEM / Industry Specific**

- Albion Industries
- Atosa
- Avantco
- Bassick
- Belshaw
- Cambro
- Case
- Chemtainer
- Choice
- Cosco
- Franke
- Go Mini
- Greenlee
- Haulmaster
- Henny Penny
- Lakeside
- Lavex
- Rubbermaid

Many More...





# See what people are saying about **Service Caster!**

“ Great Experience ”

I thought I didn't receive my order but found out it was delivered to another part of our building. Once I tracked it down I seen it was sent two days after being placed that's great customer Service in my book!!



**David B**  
Customer

“ I was impressed ”

I was impressed. After placing my order with Service Caster my Order was filled and delivered in short order it was well packaged. No complaints



**GS**  
Customer

“ The company made it super easy to get... ”

The company made it super easy to get replacement casters for my rolling table. The casters were of very high quality.



**michael**  
Customer

“ Service Caster offers quality products... ”

Service Caster offers quality products and reasonable prices. The stainless steel casters we have purchased several times are high quality.




**OS**  
Customer

“ These people are phenomenal ”

These people are phenomenal! I ordered the wrong thing - completely my fault/ignorance about the variety of threads, depth, etc. associated with casters. The chairs I was trying to upcycle were European made (metric). Anyway: the Service Caster team offered all the help and guidance to assure my replacement would be what I needed and it WAS! SO happy I found these people. USA-PROUD-Customer.



**Valerie T**  
Customer



**SERVICE CASTER**  
CORPORATION®



# Thank you for choosing us. We're proud to support your projects with Service Caster's trusted **quality, reliability, and excellence.** With our commitment to innovation, we're always Moving **You Forward.**

We wanted to take a moment to express our heartfelt appreciation for the Service Caster team. You're not just a team; you're family. Your hard work, dedication, and commitment don't go unnoticed. As owners, we are grateful for each and every one of you.

In our journey together, we've built more than a business; we've built a community. The support, collaboration, and camaraderie within this team make Service Caster truly special. Your contributions have been the driving force behind our success.

And to our valued customers, we want you to know that you're not just clients – you're a part of our extended family. Your trust means the world to us, and we are committed to providing you with the best service and products.

Thank you for being a crucial part of the Service Caster family. Together, we'll continue to achieve great things.

Cheers to the Service Caster family and our wonderful customers!

Service Caster







Simply scan the QR code to  
access our interactive shopping  
experience!