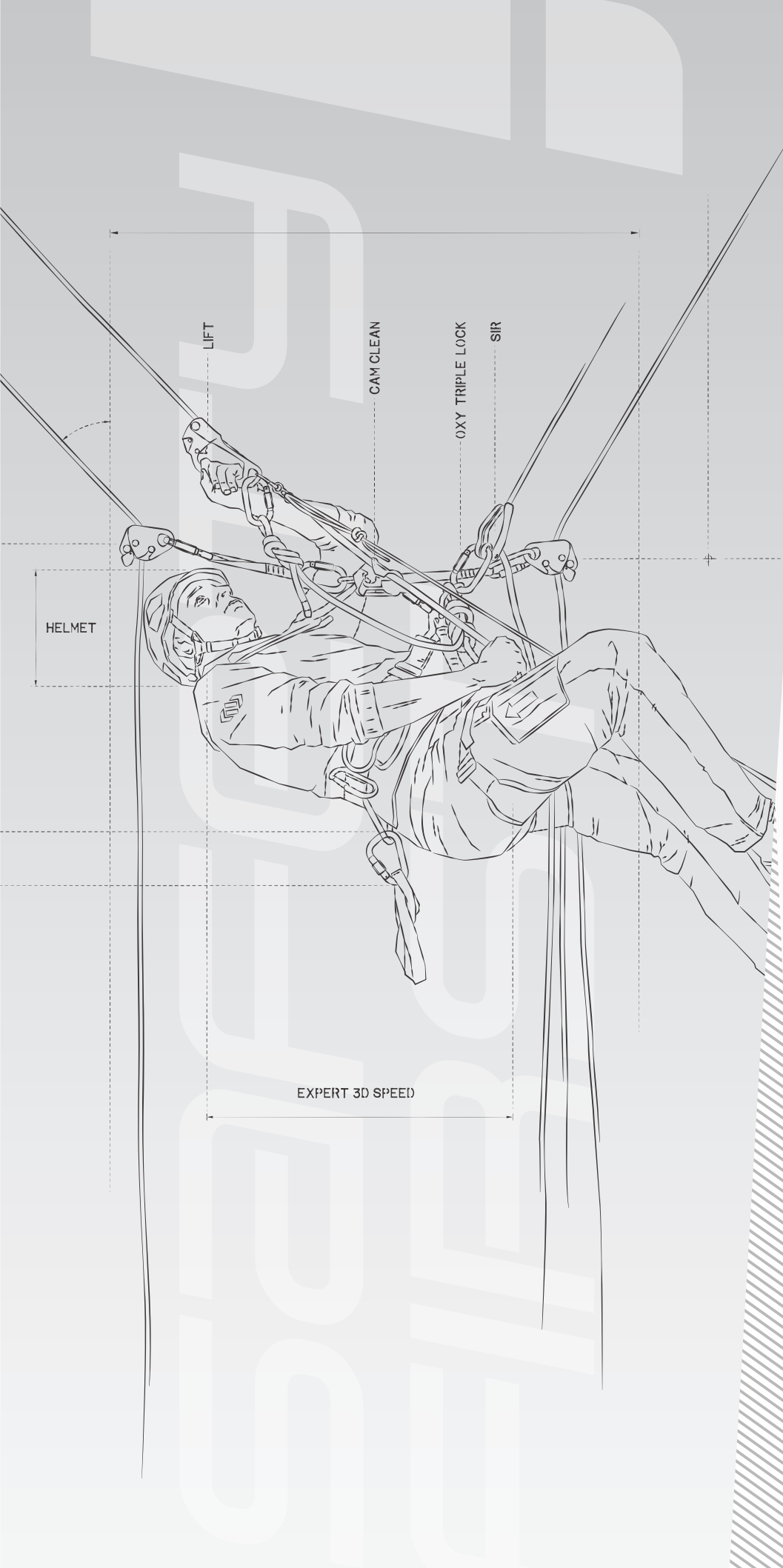




PROFESSIONAL

Tech-Info 2026 / 27 | EN 





SERVICE & ACTIVITIES

- POLYGON TRAINING CENTRES
- SCAFFOLDS AND INDUSTRIAL HALLS
- FRAMING AND ROOFING
- FALL ARREST
- ROPE ACCESS
- LADDERS
- TREE CARE
- ROPE COURSES AND ADVENTURE PARKS
- WIND TURBINES
- CABLEWAY EVACUATION
- MILITARY AND SPECIAL FORCES



SMART PPE MANAGEMENT — when you need it

Singing Rock works with Scannable to offer NFC-based equipment identification as an optional solution for digital gear management.

Singing Rock products are not equipped with NFC chips as standard. However, Scannable NFC tags can be supplied upon request, either fitted to products ex-works or purchased separately for retrofit.

Use Scannable’s range of retro-fit NFC Tags to manage any piece of gear with a tap of your phone. Scannable also works with 2D codes already present on your equipment or by manual entry of product information.

Scannable is **integrated with the Singing Rock inventory database**, with hundreds of **products pre-uploaded** and detailed information available, including: product name, category, description (color, size, weight), photos, EN conformity, product code, EAN, user instructions, and inspection instructions.



Data Matrix



NFC Tag

SINGING ROCK offers:

Smart Products™ with Scannable NFC tags included

Selected products can be delivered with Scannable NFC tags attached on request. NFC tag already contains specific product information – Serial Number

* MOQ applies

Scannable’s range Retrofit NFC tags

Standalone NFC tags are available for existing equipment, allowing easy upgrade of your current gear. Serial Number must be linked to product by user



SQUIRCLE ON-METAL NFC TAG 17×17 MM – 50 PACK

Z0SCN-004



High-tack self-adhesive sticker for use on small metal equipment.
If you are using the Squircle for soft goods, we recommend applying a layer between the Squircle and the webbing or other soft surface.

HELMET STICKER NFC TAG 15 MM Ø – 50 PACK

Z0SCN-065



Stickers use manufacturer-approved adhesive – it is safe for plastics.
This tag is not suitable for use on metal surfaces.

CARABINER/HARDWARE NFC TAG – 50 PACK

Z0SCN-007



This Carabiner Tag is lower profile and has no hard edges, making it flush with most „I-beam“ or „H-frame“ style carabiners. Also suitable on flat device surfaces. These tags only work on metal. They won't read until you have placed them on a metal

surface. Tags need to be applied with an adhesive.

ROPE LABEL NFC 18×60 MM – 50 PACK

Z0SCN-088



Specifically designed for use on fibre ropes, using high-tack adhesive. Minimum rope diameter: 5.5 mm
The 50-Pack of rope labels is unsuitable for printing. Get in touch if you would like a roll of printable NFC Rope Labels.

Pair with 35 mm lengths of heat shrink for the most robust solution (sold separately).

SEW-IN LAMINATE TAGS

16S07005800



World-first solution for easily making fabric-based products smart with NFC technology.
The most robust way to attach the tag is by stitching it directly into the fabric. Alternatively, you can use plastic fasteners to attach it.

Each tag measures 14 × 36 mm and is 0.80 mm thick. They are specifically designed to be a durable, long-term solution for managing your gear.

POLYGON



Over more than two decades on international markets, SINGING ROCK has become the world's leading manufacturer of Personal Protective Equipment (the "PPE"). In an effort

to provide its customers with comprehensive services and solutions in the area of security of workers at height and above depth, SINGING ROCK was the first in the Czech Republic and former eastern Europe to build a completely unique multifunctional training center POLYGON.

POLYGON facilities create the ideal conditions for providing occupational health and safety (the "OHS") training for work at height and above depth, for testing PPE, for organizing industrial climbing contests and many other

events associated with presentation and use of products and techniques related to this area. A number of specific simulations allow visitors to test safely proper techniques of safeguarding when working at height. All this under the direct supervision of experienced trainers while using complete equipment for these activities. With individual approach, high quality equipment and great emphasis on the practical part, our trainings in POLYGON became sought after among individuals and companies not only in the Czech Republic.



SINGING ROCK is certified as an IRATA and GWO training provider.

SINGING ROCK is the first company in the Czech Republic to become a member of the globally recognized organizations IRATA and GWO.

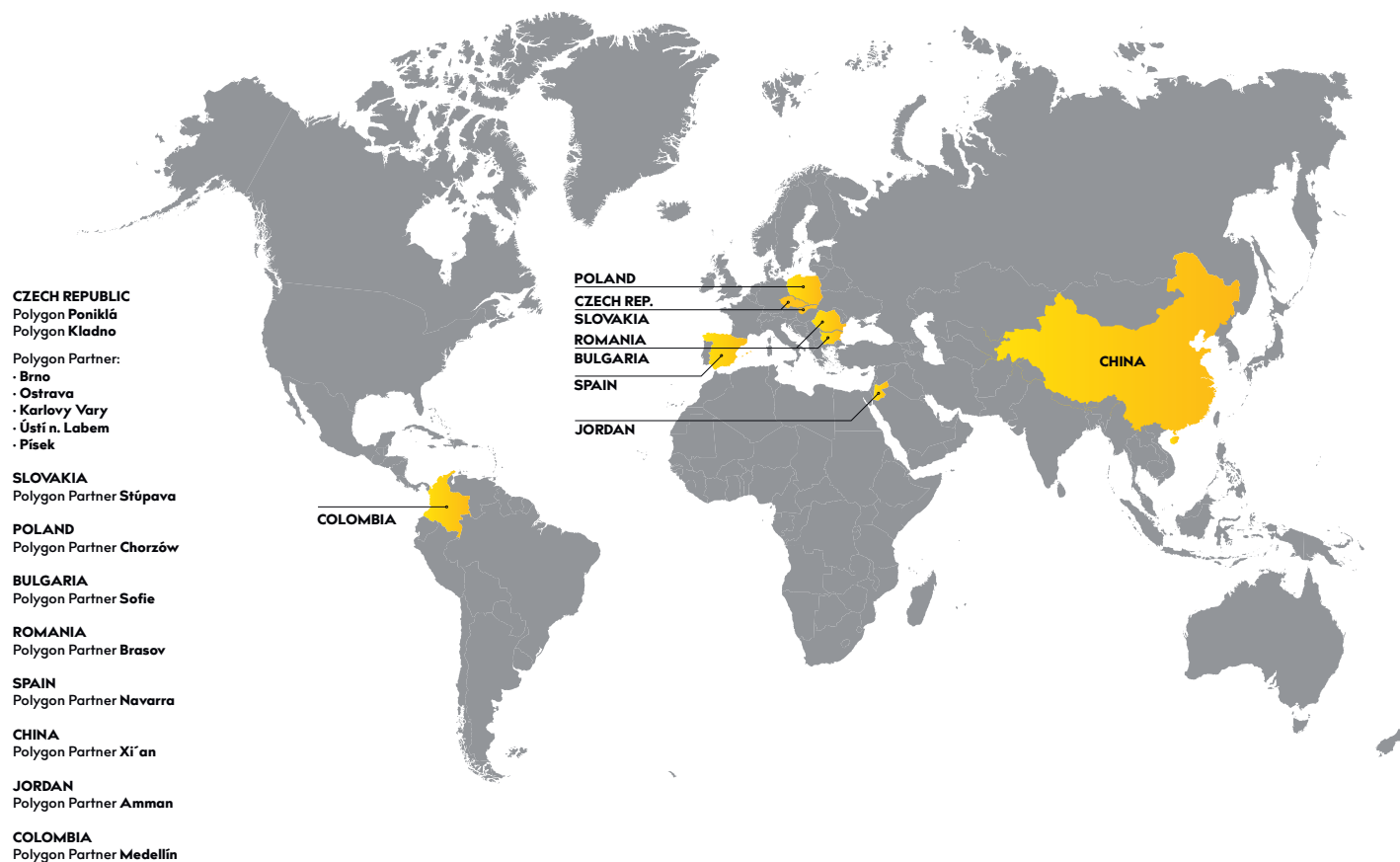
IRATA – the Industrial Rope Access Trade Association – was founded in the United Kingdom to ensure a safe working environment for people working at height. Over more than a quarter of a century, IRATA has become a leading authority in the field of work-at-height safety and remains the only truly global association in this area, with member organizations worldwide.

GWO standards are created by the industry, for the industry. Its members are globally leading wind turbine manufacturers, and renewable energy operators representing a majority of installed wind energy capacity around the world. Together, they collaborate to create training standards that support workforce development and enable a safer energy transition.

The IRATA and GWO courses operated by SINGING ROCK, in combination with our certified POLYGON training centres, therefore provide a unique opportunity to obtain

top-level qualifications for work at height. Upon successful completion of the training, participants receive an IRATA and GWO certificate that is valid worldwide and is required by some international companies as the sole prerequisite for carrying out work at height.





LIST OF SINGING ROCK POLYGON TRAINING CENTERS



POLYGON Poniklá Czechia

Our first POLYGON is part of the SINGING ROCK headquarter and manufacturing factory in a picturesque valley of the Jizera river. It offers a number of model situations for work at height.

www.polygon-singingrock.com



POLYGON Kladno Czechia

located in the former premises of Poldi Kladno – Konev. The former manufacturing building offers a real industrial environment to practice work situation when working at heights.

www.polygon-singingrock.com



Polygon Partner Brno Czechia

Located in an industrial area in a former cement plant. Thanks to its height of more than 23 m, it gives the opportunity to create a variety of model situations for work at height and rescue training.

www.klajda.cz/skoleni-prace-ve-vyskach-bozp



Polygon Partner Ostrava Czechia

Training centre situated in the unique historical industrial site where for more than 150 years thousands of miners used to mine a black coal.
www.polygonhlubina.cz



Polygon Partner Karlovy Vary Czechia

Until recently, the Karlovy Vary region, situated in the west of the Czech Republic, didn't have a professional training centre for work at height. It was changed in May 2019. Now, this new POLYGON partner offers high-quality services to all applicants from that part of our country.



Polygon Partner Písek, Czechia

We are the only certified training center in the South Bohemian Region. We offer a comprehensive range of training courses, from basic Class 1, advanced Class 2 rope access, and professional inspections of personal protective equipment.
www.polygon.stenapisek.cz



Polygon Partner Ústí nad Labem, Czechia

New polygon in the Fire Services complex. We rebuilt the original polygon, which did not meet current trends, into a fully functional polygon that meets the high demands of Polygon Partner Singing Rock.
www.directchallenge.eu



Polygon Partner Štúpava Slovakia

The Slovak Polygon partner offers a very diverse range of health and safety training for work at heights. Especially for tree climbers, persons professionally qualified to perform periodic inspections for PPE and more.
www.polygony.sk



Polygon Partner Amman, Jordan

Beit Jala Training Center is located in Amman, capital city of Jordan. Except basic range of general work at height trainings can also provide individual trainings in clients location.
www.beitjala.com.jo



Polygon Partner Medellín, Columbia

The first POLYGON partner in the American continent provides courses and training, which are specifically regulated for the entire Colombian territory and are part of the mandatory compliance with the Occupational Health and Safety Management System, as well as some at international level.

www.nji.com.co



Polygon Partner Sofia, Bulgaria

Training centre situated in Sofia is operated by PROFIXT Ltd, IRATA # 6026/T which has been providing work at heights trainings and IRATA trainings for over 10 years in Bulgaria and has certified more than 400 industrial rope access technicians by the standards of the international system of IRATA.

www.profixt.com



Polygon Partner Xi'an, China

Training center is located in Xi'an, Shaanxi province capital city with long history. Provide trainings mainly for fire-fighters and rescuers.



Polygon Partner Navarra, Spain

At Tesicnor, we deliver practical, high-impact training designed to prepare teams for real operational environments. We provide training in our four training locations – Navarra, Madrid, Andalusia, Galicia, with the Certifications GWO Basic (Onshore and Offshore) and Advanced (Onshore) | AELEC | TELCO.

www.tesicnor.com



Polygon Partner Brasov, Romania

WAH Training is a GWO certified training centre that specialises in working at height and advanced rescue training. The centre is equipped with dedicated simulators that allow realistic training in a wide range of work-at-height and rescue scenarios. Training focuses on practical skills, safety, and real-life operational conditions.

www.wah.ro



Polygon Partner Poland

Our Training Center situated in Chorzó is a professional space designed for highest security and effective learning standards. Modern training area with its 450m² space, height up to 12 m with professional training constructions as well as personal safety equipment – all this at safe environment and well controlled conditions.

www.sundoor.pl

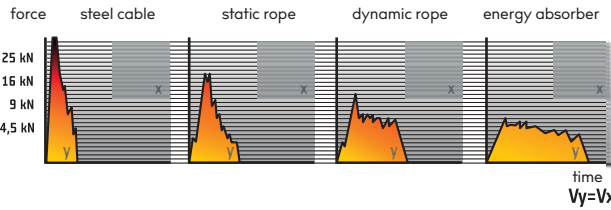


BASIC SKILLS

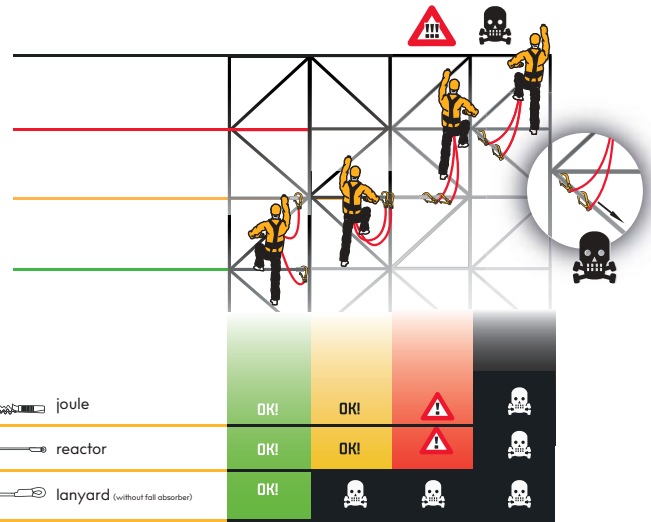
Work at height

Workers at height are in permanent danger of falling from a height. That is why their safety should always come first. Worker's safety is achieved by using various methods for setting up a personal fall protection system. The structure of the fall protection system should always correspond with the type of activity considering high efficiency of work along with maximal possible safety.

FALL FACTOR

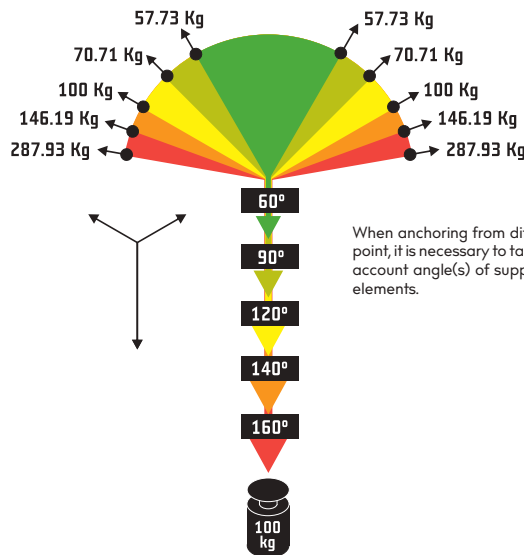
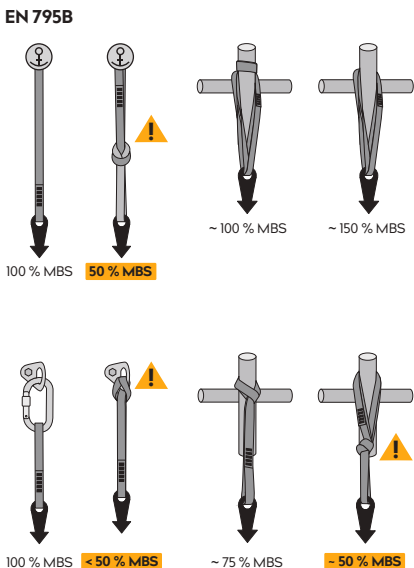


The impact force (IF) determines the maximum value of force generated during fall arrest of the object by the safety chain. The value of IP has a direct impact on the safety of worker at height. Ideally, we avoid IP if we reduce it to the lowest level possible (max 6kN)

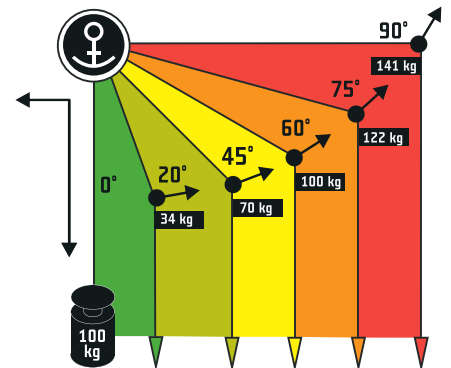


When safeguarding an ascent using a fall arrest type „Y“ it is necessary to move at the level FFI and lower. It means that the connectors (EN362) connected to the fall absorber (EN355) during the ascent do not „fall“ below the connection point of the harness (EN361) in which the absorber is connected to the harness.

ANCHORING



When anchoring from different point, it is necessary to take into account angle(s) of supporting elements.




Load of continuous anchoring point. An example is creating a deviation using rope techniques.

KNOTS

ANCHORING KNOTS

Figure Eight loop



Double Figure Eight loop (Bunny Ears)

Very suitable for distributing forces when creating anchor points.

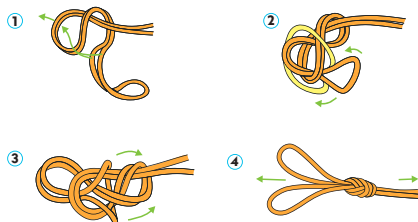


Figure nine loop

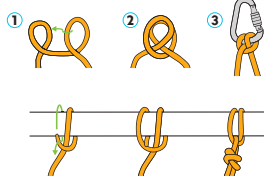


Slip knot



Clove hitch

The anchor knot, which can be tied with one hand, is easy to untie after loading. Due to the characteristics of the knot, it is necessary to tie it at the end with a securing knot.



HANDLING KNOTS

Munter hitch

It is used with the HMS carabiner for lowering persons or loads. The loop itself does not hold, it only stops the rope from moving by friction.

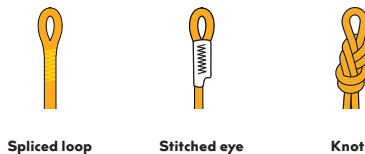


Timber hitch

It is used for easy and quick fixing and moving of logs or other loads.



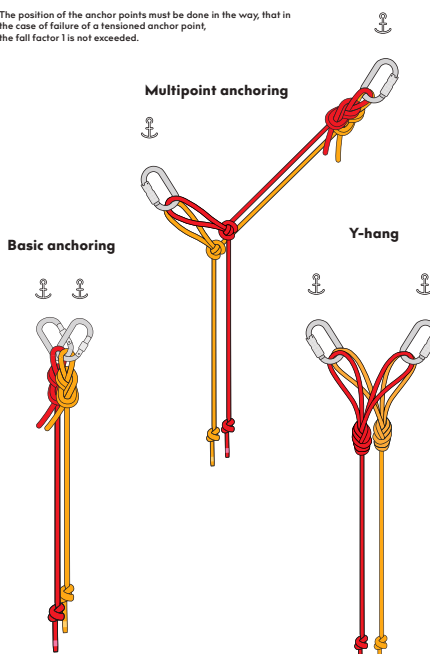
ROPE ENDING



ANCHORING

It is advisable to anchor the rope to two independent anchor points, the exception are the anchor points of unquestionable strength and intermediate anchorages on the deviation.

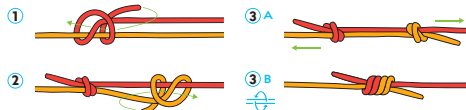
The position of the anchor points must be done in the way, that in the case of failure of a tensioned anchor point, the fall factor is not exceeded.



- The lower end of the rope must be secured with a stopper knot.
 - The length of the free end of the rope coming out of the knot should be at least ten times long of the diameter of the rope.
- When anchoring, it is always necessary to take into account the angle of the load bearing parts.

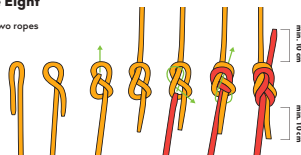
CONNECTING KNOTS

Double Fisherman knot: It allows the connection of two ropes of different types and diameters.



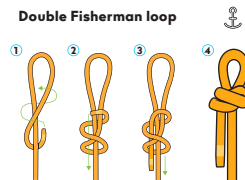
Rethreaded Figure Eight

It allows the connection of two ropes of the same diameter.



FRICTION KNOTS

Double Fisherman loop



Girth hitch

Creates a tightening loop, the more it is tightened, the tighter it grips.

Prusik knot

Self-locking knot for rope ascent or for self-locking when rappelling with the device without self-locking function.

Machard knot

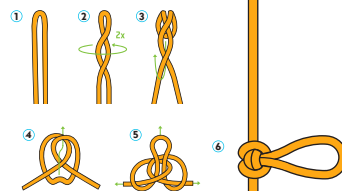
Self-locking knot for rope ascent or for self-locking when rappelling with the device without self-locking function.

Distel hitch

A self-locking knot used in free climbing to enable descent, ascent and positioning in the tree top.

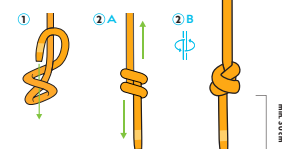
Alpine butterfly

It is used for anchoring, intermediate anchoring, removing a damaged section of rope from the rope chain, it is easy to untie and at the lowest reduces the strength of the rope.



Stopper knot


It is used as a safety knot at the end of the rope. The length of the free end of the rope coming out of the knot should be at least ten times the diameter of the rope.



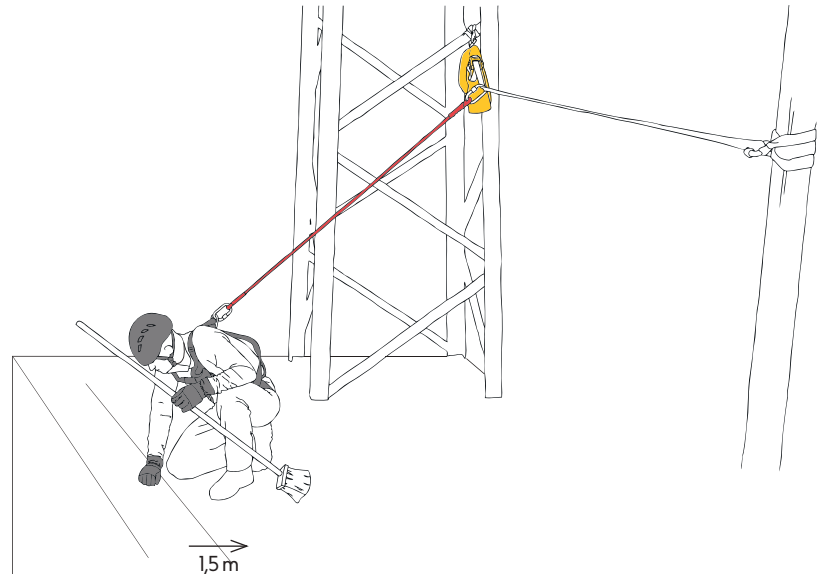


SCAFFOLDS AND INDUSTRIAL HALLS

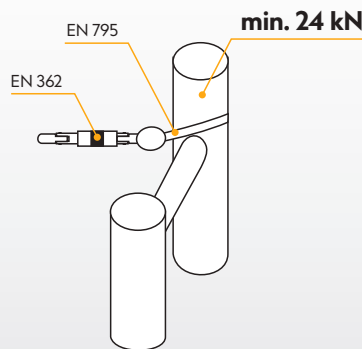
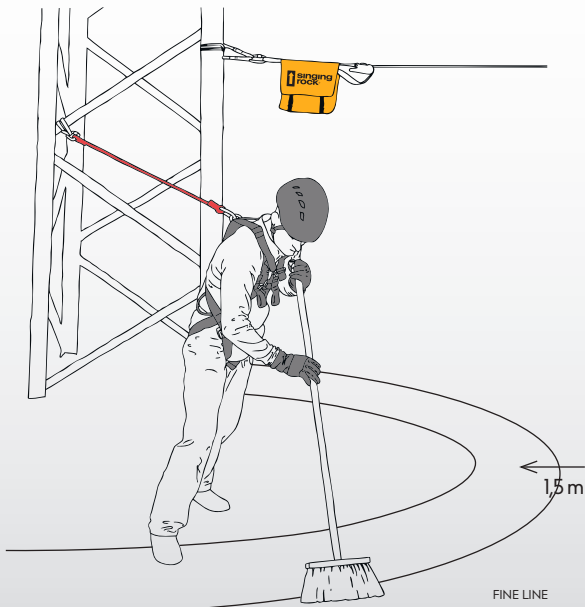
Many people are injured each year when they fall from scaffolds. Scaffolds should be erected by trained and competent people. There are a number of organisations that provide training for the safe use of scaffolds. A scaffold is one way to prevent a fall when working at height. The type of scaffold selected must be suitable for the work and erected and dismantled by people who have been trained and are competent to do so. Those using tower scaffolds should also be trained in the potential dangers and precautions required during use. Tower scaffold provision and use must be properly managed and include rigorous scaffold inspection arrangements.



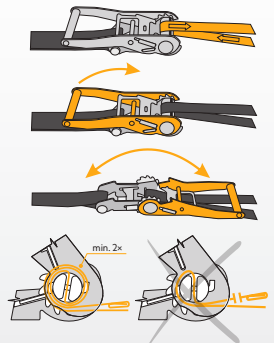
Delimitation of working area by restricting access to dangerous areas.



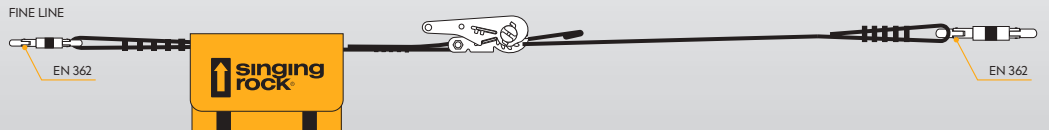
Use of mobile safety system (Fine line) to delimit safe working area



setup



dismantling





W0068BR
BODY speed
fall arrest harness

RECOMMENDED GEAR

RK850X100
STEEL LANYARD „I“
130 cm



ADJUST
W1047Y100
adjustable lanyard



W4100Y120
JOULE 120
the fall absorber
120 cm



W2001
OPEN SLING
sewn sling, 120cm



W101WB02
SITE
work positioning lanyard



A4000S
IKAR HWS
Retractable fall arrest system



X0075XX14
BANTAM BEAMER



W9601
FLASH INDUSTRY
working helmet



K424IZ005
OVAL STEEL CONNECTOR
screw



K0122EE05
OXY screw
light alloy oval carabiner



K82310Z
MAILLON BOG D
steel maillon carabiner



W1010BB09
LOCKER
guided type fall arrester



L0041 - L0081
ACCESSORY CORD
6mm, 20m



S9000BB50
GEAR BAG
waterproof bag



SCAFFOLDER SET



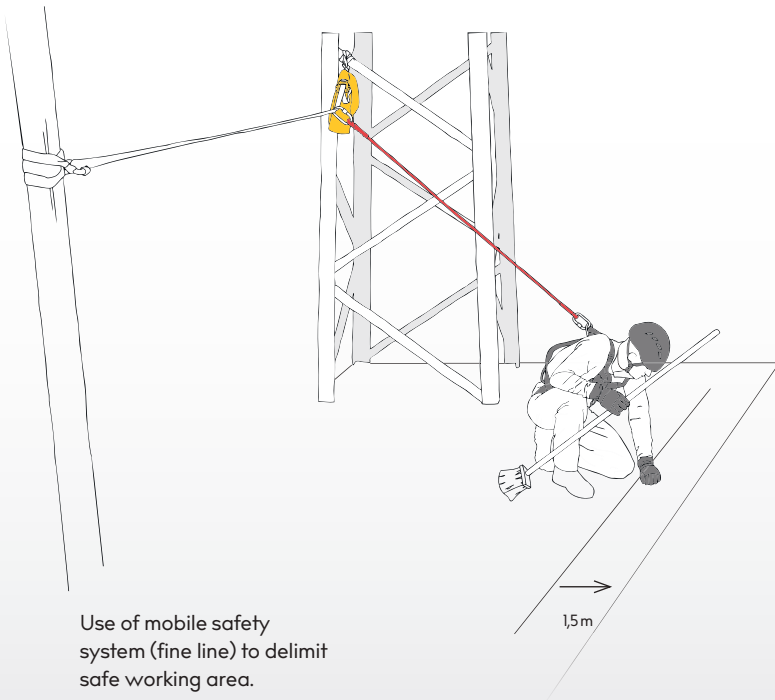
M0021XX

Scaffolder set is intended for those, who install scaffolds or work on tall structures and towers. It allows you to reach safely a place of work and position there for work.

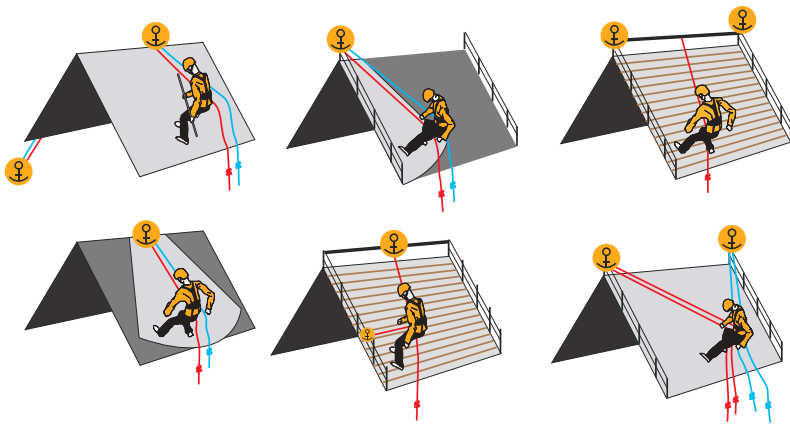
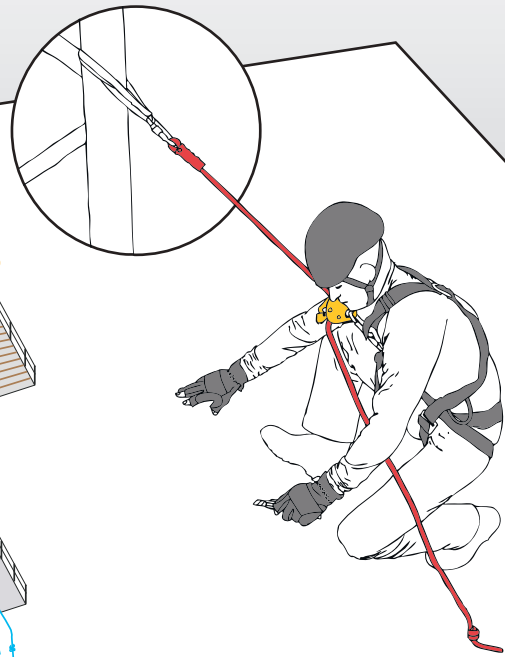
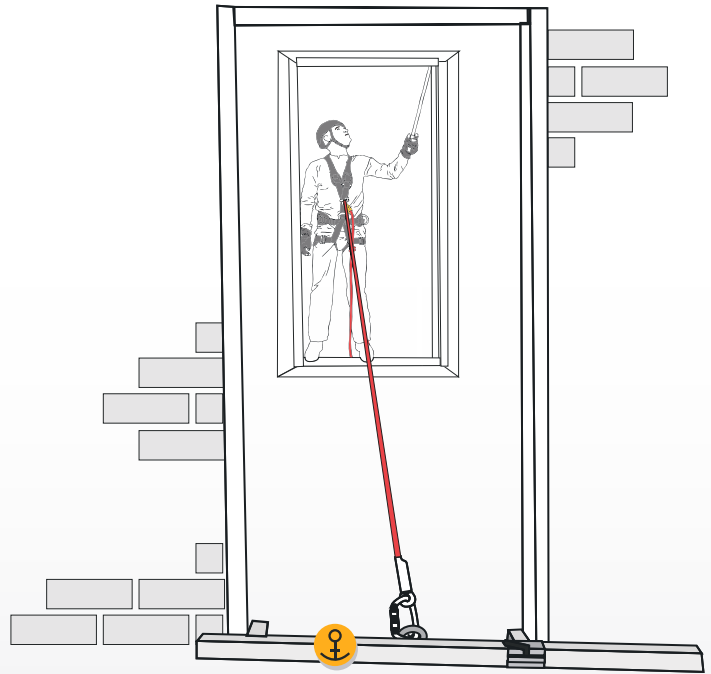


ROOFING

When moving on the roofs, there is always the risk of fall through or slip followed by a fall. To eliminate this risk it is necessary to set up sufficiently strong anchor point and to use proper PPE. If there is no sufficiently strong anchor point, it is necessary to use more anchor points together. The anchorage must be placed above the worker to prevent him/her from a fall. If there is a risk of falling, it is necessary to incorporate a fall absorber into the safety chain. Pay attention to the horizontal distance from the vertical of the anchor point. The bigger it is the more dangerous possible fall will be.



Use of mobile safety system (fine line) to delimit safe working area.





W0091BY
ROOF MASTER
Lightweight and fully adjustable full body harness

RECOMMENDED GEAR

W9603RX
FLASH ACCESS
working helmet



K4241Z005
OVAL STEEL CONNECTOR
srew



K0122EE07
OXY triplelock
light alloy oval carabiner



K4241Z007
OVAL STEEL CONNECTOR
triplelock



W1010BB09
LOCKER
guided type fall arrester



C0012YB
FALCONER FULL I



W2016*080
SLING LANYARD
sewn sling



W9004YX00
TOOLKIT
special carry bag



W1001WS10
FINE LINE BAG
mobile anchoring system bag



W1001WW10
FINE LINE
mobile anchoring system



L0250RR
Static 11.0
static rope



W8100B
ROPE PROTECTOR



ROOFER SET



M0020X1 – Roofer set 10 m,
M0020X2 – Roofer set 20 m
Roofer set 10 is ideal for those, who are fully devoted to roofing. It allows you to position yourself on a roof with up to 45° angle to prevent a possible fall due to slippage or breaking of a structure.

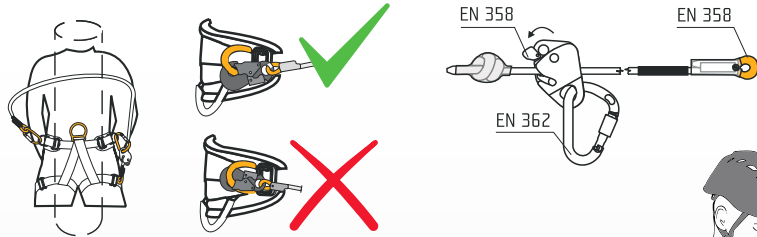
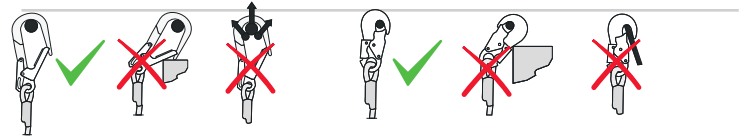

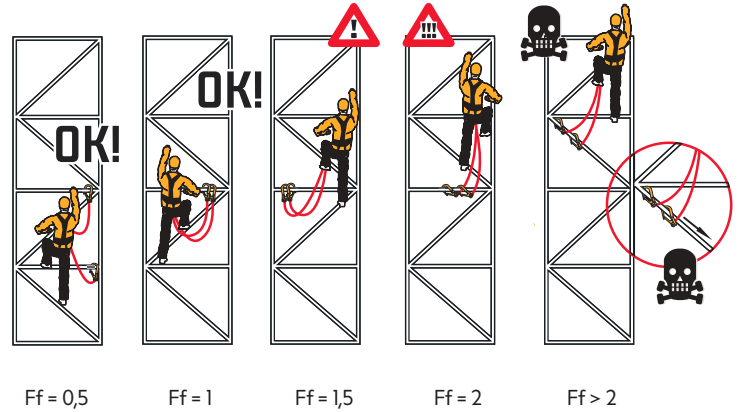


TOWERS AND RIGGING

- Working on tall structures may involve fall arrest, work positioning, rope access and possibly evacuation.
- If no stable safety system is present and the structure needs to be climbed repeatedly a flexible fall arrest line may be required
- For climbing on the frame construction of metal towers fall absorber may be essential.
- Construction demands a full range of fall protection solutions to meet the needs of a dynamic workplace. That's why workers turn to SINGING ROCK for expertise, superior quality products and continual systems innovation.

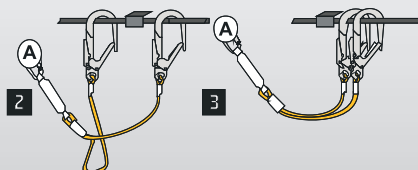
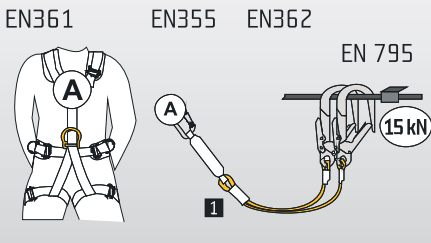
Some basic principles of using ropes and lanyards:

Keep your rope out of any sharp edges, rough surfaces and chemicals. Especially on slopes anticipate potential direction of fall and the strain of your rope. When working on constructions, pay attention to the direction of leading your rope and anticipate its possible strain. When using lanyards either to climb the construction or to positioning, take heed to reduce potential fall to minimum! Therefore always place the anchor point above the worker.



Fall absorbers:

When using a fall absorber, the elongation of the fall absorber during breaking action shall be considered. As there are different types of fall absorbers on the market, safe use of this product requires careful reading and understanding of instructions for use, where the method of calculation maximal possible elongation of fall absorber is stated. For your safety we recommend to add another 0.5m to the calculated distance.



Work positioning on a frame construction



W0081DR
PROFI WORKER 3D
 standard
 fully adjustable
 fall arrest and
 rope access harness

RECOMMENDED GEAR

W9607
BLAST
 working helmet



C006BH
GRIPPY
 leather gloves



W1010BB09
LOCKER
 guided type fall
 arrester



K0122EE07
OXY triplelock
 light alloy oval
 carabiner



K4241Z005
**OVAL STEEL
 CONNECTOR**
 triple lock



W0052B010
WORKING BAG
 transport bag for
 working harness



W1012WB
SITE + K370
 work positioning
 lanyard



W4500
REACTOR
 shock absorber



W2016080
SLING LANYARD
 sewn sling



W2001
OPEN SLING
 sewn sling



K9000BB03
PORTER
 plastic holder

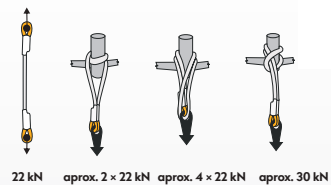
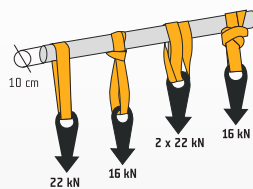
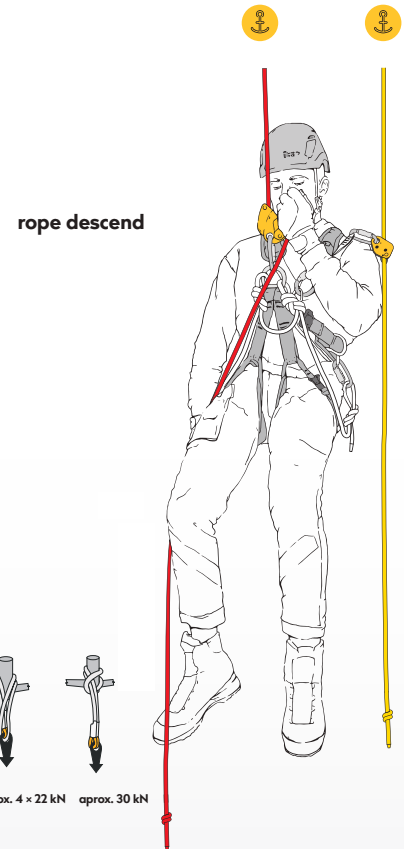
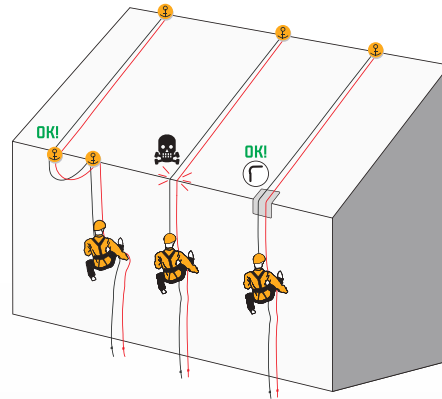





ROPE ACCESS

Rope access is called "royal discipline" in working at height activities. This working method is fast, effective, has little effect on the workplace and it is very quick to install and dismantle. It is used for a wide variety of work: cleaning, painting, inspection and other working situations.

Rope access or industrial climbing is a form of work, which applies practical ropework to allow workers to access difficult-to-reach locations without the use of scaffolding, cradles or an aerial work platform. Rope access technicians ascend, and traverse ropes for access and work while suspended by their harness. Sometimes a work seat may be used. The support of the rope is intended to eliminate the likelihood of a fall altogether, but a back-up fall arrest system is used in case of the unlikely failure of the primary means of support. This redundancy system is usually achieved by using two ropes – a working line and a safety line.



Working position with a descender.

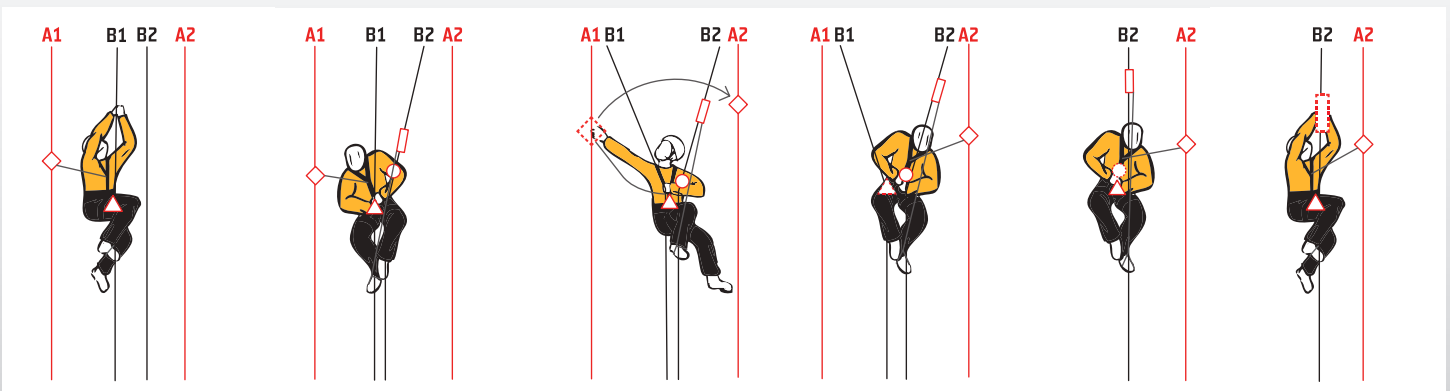
Place hand and chest ascenders.

Position body into the descender and ascenders, re-place the fall arrester.

Take off the descender.

Place descender and take off a chest ascender.

Take off a hand ascender.



Short rope-to-rope transfer:



off belay

△ descender (SIR)

□ hand ascender (LIFT)

○ chest ascender (CAM CLEAN)

□ positioning sling in a knot (COW'S TAIL)

◇ fall arrester (LOCKER)



W0079DR
EXPERT 3D
speed
fully adjustable
rope access
harness

RECOMMENDED GEAR

W9607
BLAST
working helmet



RK804BX0R
LIFT
hand
ascender



K0127BB00
ASC LINK
integrated chest
ascender



W1010BB09
LOCKER
guided type fall
arrester



K0126YX00
JACK
compact descender



K0122EE07
OXY triplelock
light alloy oval
carabiner



K4241Z005
OVAL STEEL
CONNECTOR
triple lock



RK801EE00
PULLEY EXTRA
durable and
lightweight pulley



W0010YB
FRANKLIN
work positioning
seat



W1055B0
LOCKER LINK
fall absorber for use
with LOCKER



W2008
OPEN SLING 25 mm
high-strength sewn
sling



L0450WG
STATIC
R44 11.0
static rope



L0450RR
STATIC R44 11.0
static rope



W8100B
ROPE
PROTECTOR



RK812OS00
EDGE ROLLER PRO
rope protector with
movable rollers



L0540C450
COW'S TAIL
rope access lanyard



W1025BX
FOOTER II
COMPLETE
ascender webbing
with carabiner



K9001BB00
PORTER XL
Large material
and tool carrier



RK850X100
STEEL
LANYARD „I“
130 cm

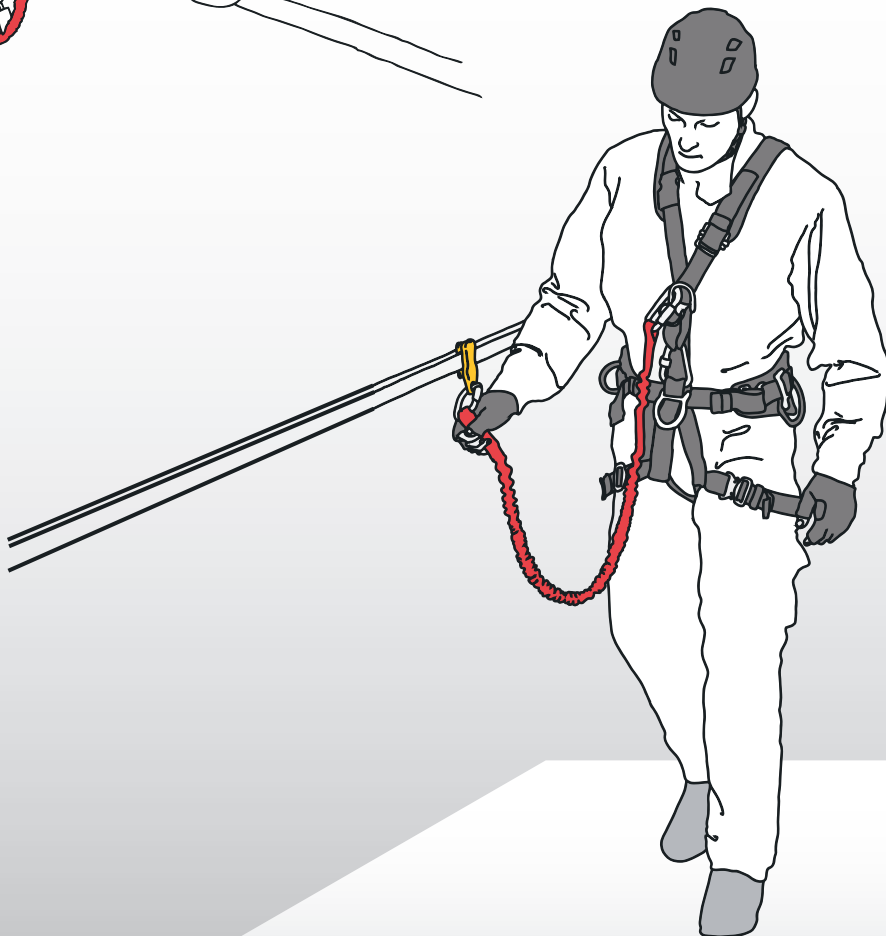
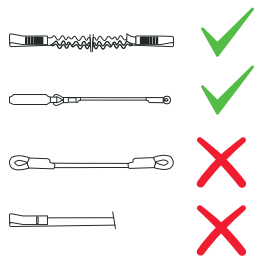
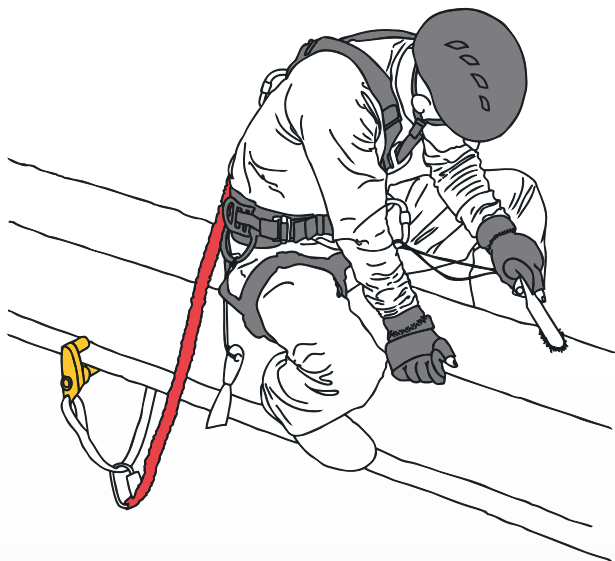




PERMANENT LIFELINES

Permanent lifelines serve to secure workers in places where it is possible to set up fixed anchor point in the working place or near it. These are then interconnected by steel rope or a rail. For moving and securing, the worker uses connectors (EN 362) or special slider made for this purpose and supplied by the system manufacturer. The advantage of permanent lifelines is their long operating life and variability of use.

Fall arrest systems form an important element of the safety chain. When used correctly, they ensure sufficient absorption of fall energy, thus preventing the worker's body from being damaged. If the worker faints during or after fall, it is necessary to transport him to a safe place. The long hanging of unconscious body may have fatal consequences (trauma caused by hanging). Therefore keep in mind that fall arrest systems should be only used by trained workers. In case of need they should be able to aid each other at rescue and recovery action.





W0063BB
TECHNIC standard
 fully adjustable
 fall arrest
 and positioning
 harness

RECOMMENDED GEAR

W9600
**FLASH
 INDUSTRY**
 working helmet



W0052B010
WORKING BAG
 transport bag for
 working harness



W1010BB09
LOCKER
 guided type fall
 arrester



K0122EE07
OXY triplelock
 light alloy oval
 carabiner



K4241Z005
**OVAL STEEL
 CONNECTOR**
 triple lock



RK801EE00
PULLEY EXTRA
 durable and
 lightweight pulley



W1012WB
SITE + K370
 work positioning
 lanyard



W4582X085
REACTOR FLEX „Y“
 85 cm + 2 x K353
 shock absorber



X0075XX14
BANTAM BEAMER
 removable anchor
 point



W4100Y120
JOULE
 energy
 absorber



W2016080
SLING LANYARD
 sewn sling



X0069XXR3
PILOT R3
 reusable concrete
 anchor



RK715XX
HANGER WITH BOLT
 hanger plates with bolts for
 permanent anchor point

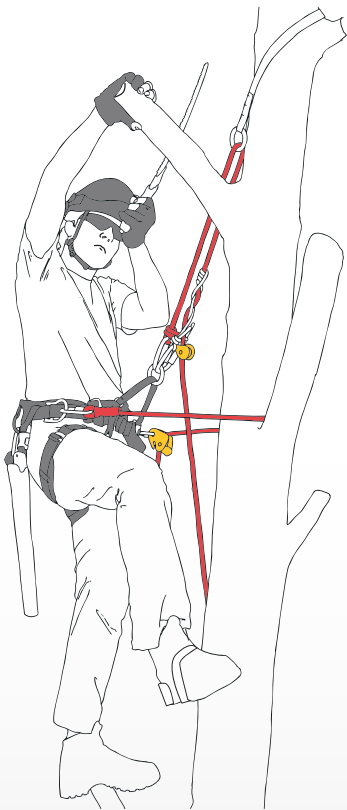





TREE CARE

An arborist is a professional in the practice of arboriculture, which is the cultivation, management, and study of individual trees, shrubs, vines, and other perennial woody plants in dendrology and horticulture. Arborists generally focus on the health and safety of individual plants and trees, rather than managing forests or harvesting wood.

Arborists who climb can use a variety of techniques to ascend into the tree. The least invasive, and most popular technique used is to ascend on rope.




There are two common methods of climbing:
Single Rope System (SRS) and
Moving Rope System (MRS).



Prior to starting work, the arborist in the tree must always have two independent adjustable positioning devices.

One of the most effective options of getting into the tree is setting up ascent ropes from the ground. It is done by throwing a light bag carrying a thin rope over the required anchor point. The ascent system is then pulled by this light rope.





W0105BR
ARBO MASTER
tree care harness

RECOMMENDED GEAR

W9602
FLASH AERO
working helmet



RK804BX0R
LIFT
hand ascender



K0119EE00
BORA triplelock
light alloy HMS carabiner



K0122EE07
OXY triplelock
light alloy oval carabiner



L0460RV00
TILIA 11.5
static rope



K0126YX00
JACK
compact descender



L9031YX10
THROW LINE
arboristic throwline



W1028BY00
TOOL HOLDER



W9500Y
TREEMOUSE
arboristic throwing bag



C0053RW
FIRS AID BAG
(without contents)



RK800EE00
PULLEY SMALL
durable and light weight pulley



C0001YY00
CARRY BAG
practical bag for a rope



W2608
TIMBER ACCESSORY CORD
with sewn eyes



W2001
OPEN SLING
sewn sling



W1024BX
FOOTER II
ascender webbing



W2601R085
PRUSIK SLING
sewed accessory cord



W2603YB00
PULLEY SLING
prusik sling with a pulley



W2115
BARK PULLEY SAVER
cambium saver



W2117
ARBO SITE
work positioning



W2114
TREE ANCHOR
anchor device



W0108BR00
ARBO CHEST
padded chest harness



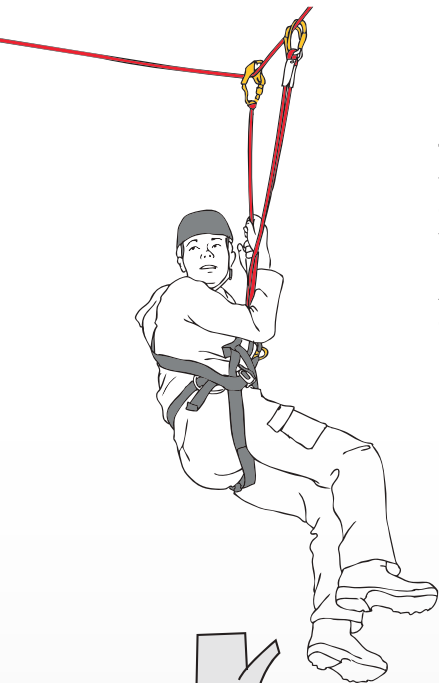
RK807BX0
FOOT LIFT
foot ascender





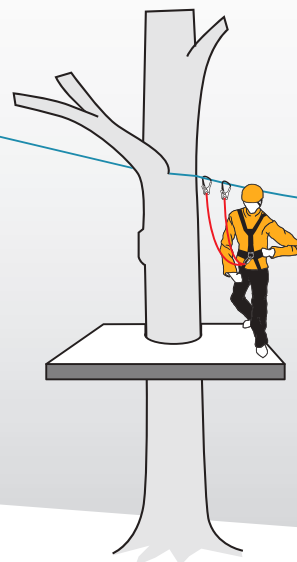
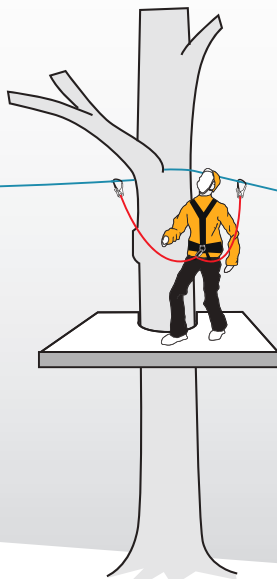
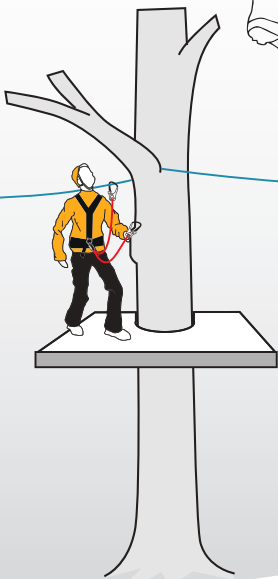
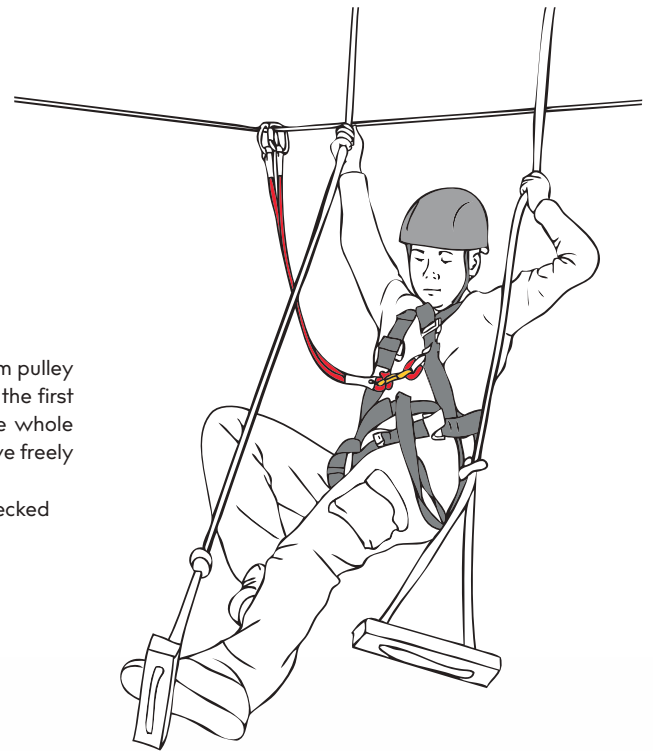
ROPES COURSES AND ADVENTURE PARKS

Rope parks are a combination of climbing and professional activities. It is a leisure-time activity mainly carried out by people who are gaining the experience with climbing. This activity combines working as well as sport equipment. The person (client) is ideally dressed in a full body harness, connected to the steel rope with two connectors and these are connected to the harness by a textile sling or lanyard. In addition, the client is equipped with a tandem pulley, which is connected to the harness by a sling or lanyard.




Zip Line At zip line the client first attaches a tandem pulley to the steel rope, behind the pulley, client attaches the first and second back up sling with the connector. The whole weight of a client is in the pulley. Back up slings move freely behind the pulley.

All the equipment used in the rope park must be checked every 12 months even if it is sports equipment.



Rope course elements are always divided by a platform, where client changes the connectors from a steel security rope to another one. The client always has to lock one security loop and the other security loop. It must never happen that both connectors are disconnected from the security steel rope at the same time. It is the same system as securing on via ferrata.



W0059BR
TARZAN ECONOMIC
full body harness

RECOMMENDED GEAR

C0900
HEX
climbing helmet



K82008Z
SMALL CONNECTOR
with automatic locking



K82008Z
MAILLON SMALL OVAL
steel maillon carabiner



K0122EE07
OXY triplelock
light alloy oval carabiner



K4241Z005
OVAL STEEL CONNECTOR
triple lock



RK803BB00
TANDEM PULLEY



K9000BB03
PORTER
plastic holder



C0053RW
FIRS AID BAG
(without contents)



C0012YB
FALCONER FULL



W2530_W2550
TENDRIL



S9000YY35
GEAR BAG
waterproof bag



EVACUATION SET

K032SIR00
SIR
multipurpose device



RK713BB00
RIGGING PLATE 1/3
anchoring device



K4241Z005
OVAL STEEL CONNECTOR
srew



K0122EE07
OXY triplelock
light alloy oval carabiner



RK800EE00
PULLEY SMALL
durable and light weight pulley



RK801EE00
PULLEY EXTRA
durable and lightweight pulley




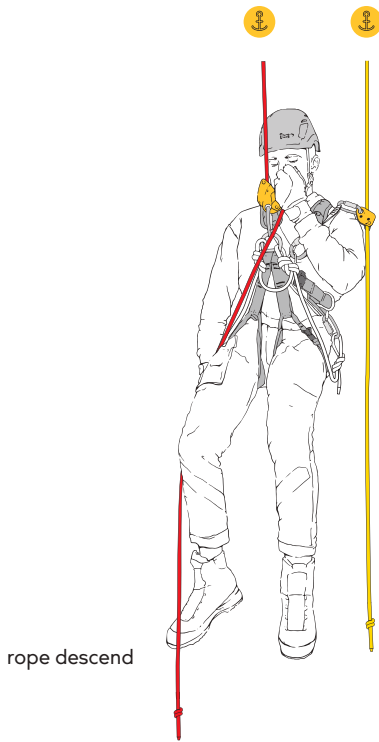
W1052XX00
RESCUE RATCHET



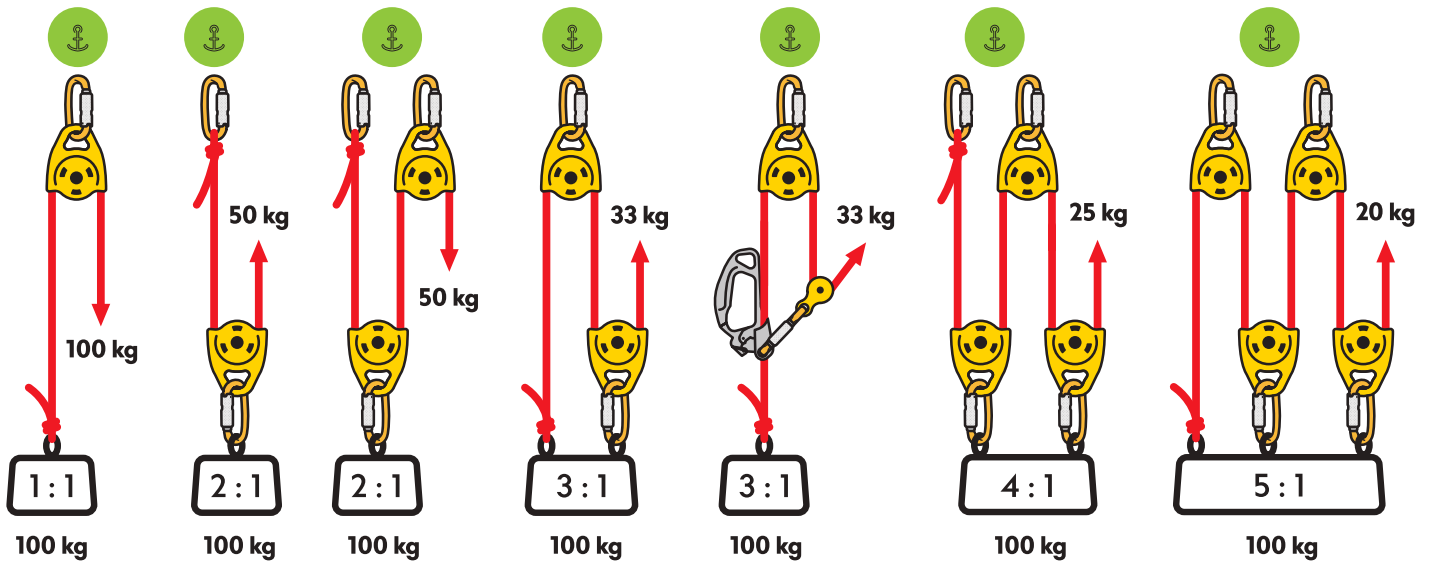


WIND TURBINES

Work at height for wind turbine operators includes the elements of a safe system of work, equipment selection and inspection, use of tools, risk assessment, method statements and emergency procedures. Evacuation and rescue using industry standard equipment are practiced at height.



BASIC PULLEY SYSTEMS





W0112BY
WIND MASTER
work harness for wind turbines maintenance

RECOMMENDED GEAR

W9607
BLAST
working helmet



RK804BX0R
LIFT
hand ascender



W1010BB09
LOCKER
guided type fall arrester



RK805BX00
CAM CLEAN
Chest ascender



K0119EE00
BORA triplelock
light alloy HMS carabiner



K4080ZO
D STEEL CONNECTOR
screw



K0126YX00
JACK
compact descender



RK801EE00
PULLEY EXTRA
durable and lightweight pulley



RK808OS00
EXTRA PLUS
large pulley



L0450RR
STATIC R-44 11.0
150 m static rope



L045000
STATIC R-44 11.0
150 m static rope



W8100B
ROPE PROTECTOR



W004*120
EYE SLING
sewn sling



W1024BX
FOOTER II
ascender webbing



W2300W150
LANYARD „I“



W4582X085
REACTOR FLEX „Y“
85 cm + 2 x K353 shock absorber



ACCESSORIES

K9001BB00
PORTER XL
plastic holder



W0010YB
FRANKLIN



W0052B010
WORKING BAG

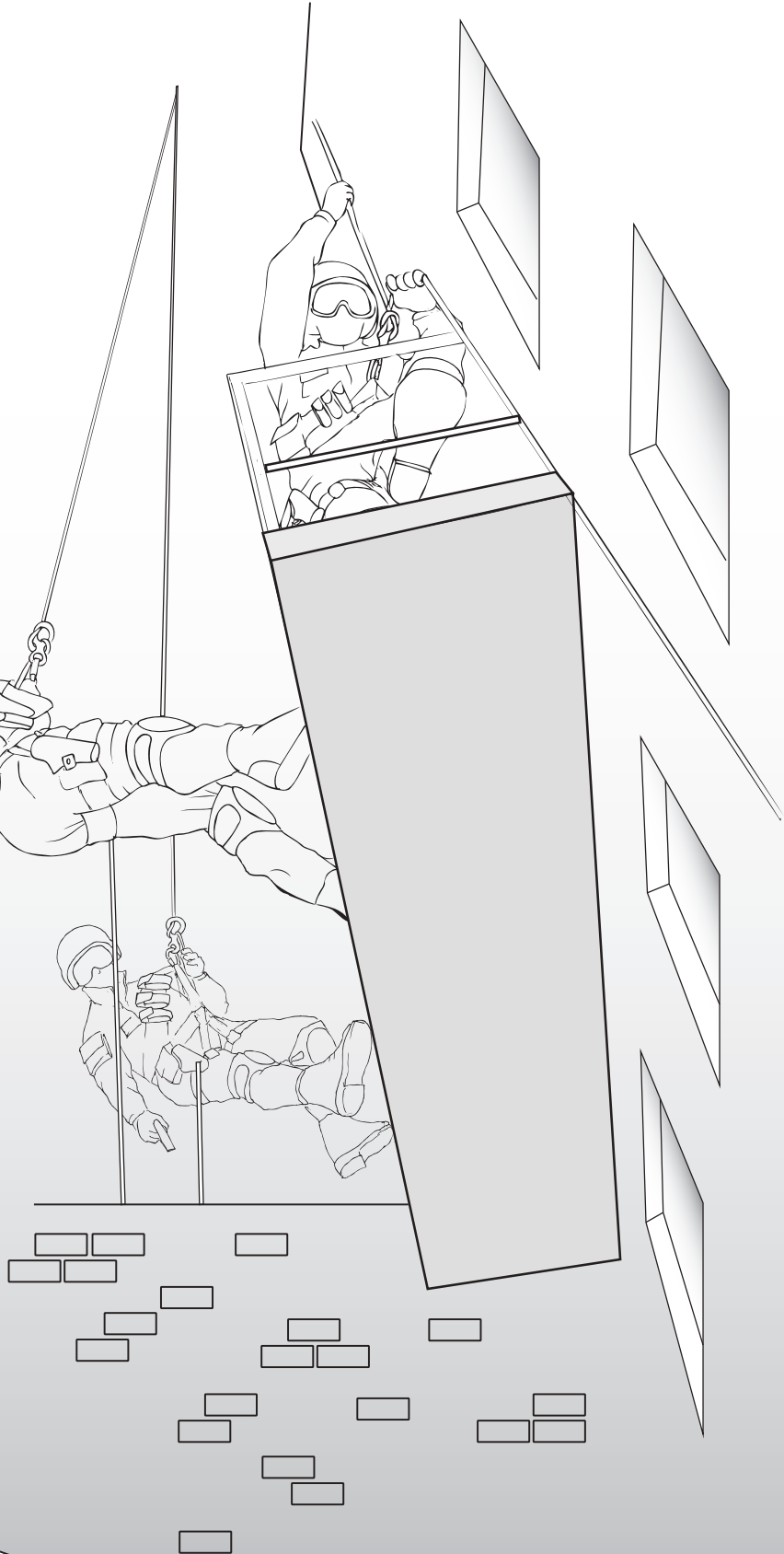
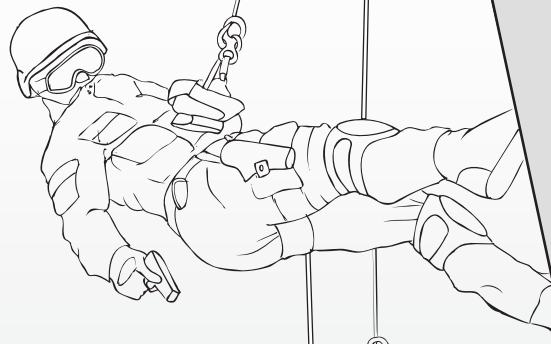
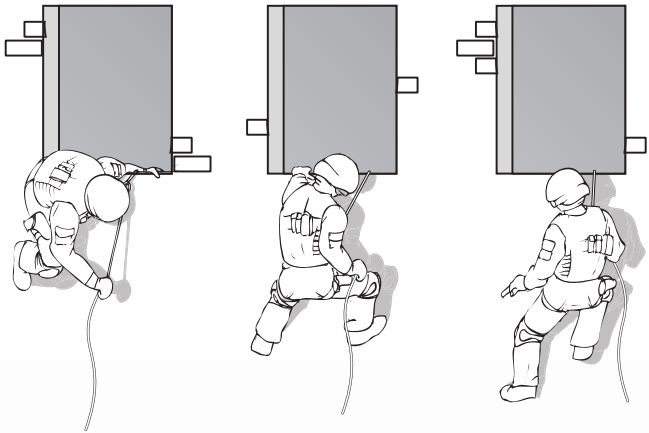



C0046BB
TARP DUFFLE



MILITARY AND SPECIAL FORCES

Complete range of black textile and metal (matt) products, including ropes and lanyards. Special ropes with unique features. Easy use of equipment in the cruelest conditions you can image. Handling in gloves, manipulation in a dark and quick releasing are obvious.





W0096BB
TACTIC MASTER

RECOMMENDED GEAR

X0033
FLASH INDUSTRY
work helmet



K0122BB06
OXY twist lock
light alloy
carabiner



RK804BX0R
LIFT
hand
ascender



K6180BB
RESCUE FIGURE EIGHT
special figure eight
for rescue



W1010BB09
LOCKER
guided type fall
arrester



K0126YX00
JACK
compact descender



L0230BB
STATIC 10,5
static rope



W004*120
EYE SLING
sewn sling



W8100B
**ROPE
PROTECTOR**



W0005BB09
LAIKA
dog harness



W1055B0
LOCKER LINK
fall absorber for use
with LOCKER



ACCESSORIES

K9000BB03
PORTER
plastic holder



S9000BB35
GEAR BAG
35 l



W1026BB
URNA
leg rope bag



C0088SB
**BALACLAVA
PRO**





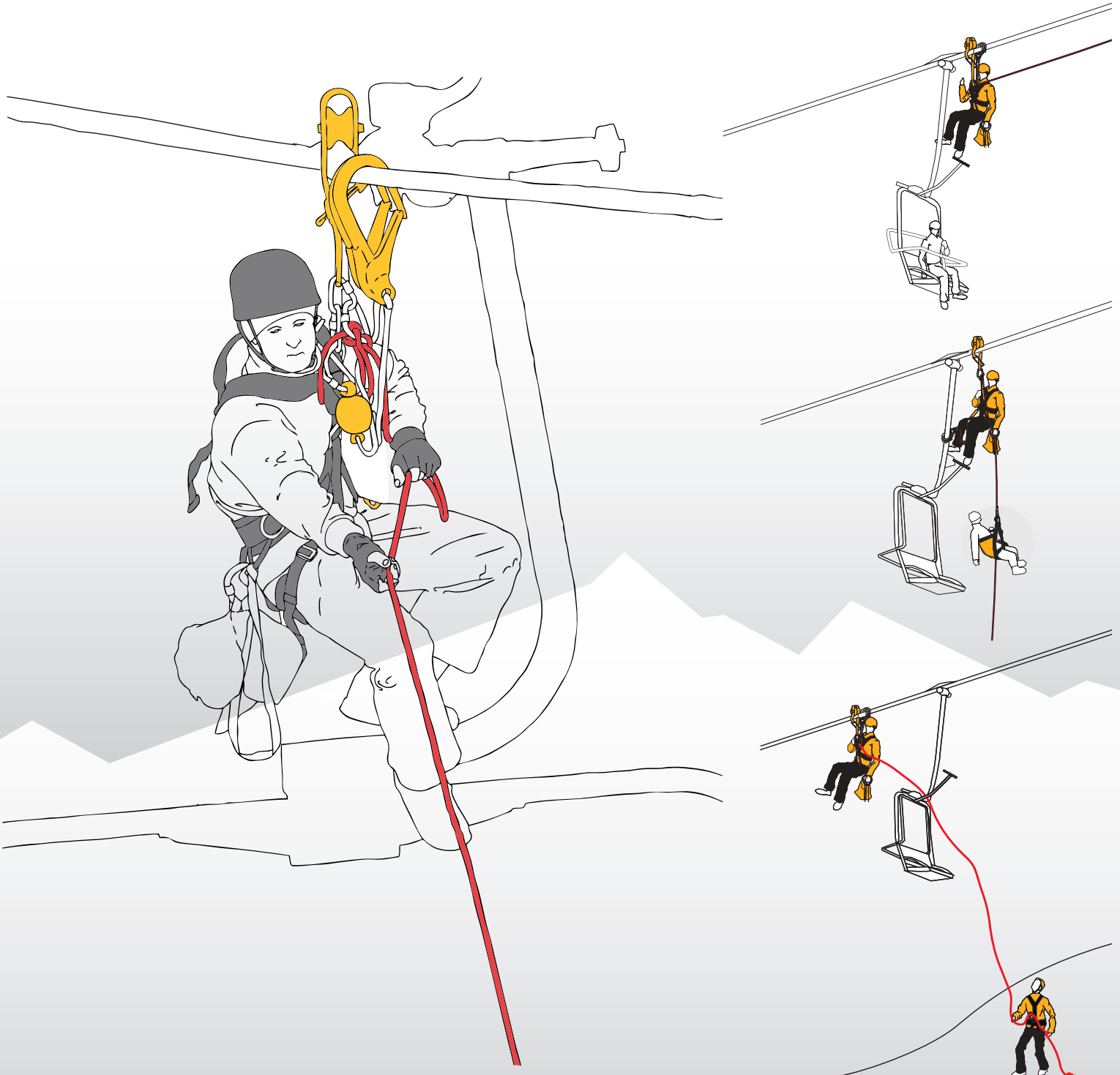
CABLEWAY EVACUATION

Ski lift or gondola evacuations utilize specialized rescue techniques and gear that must perform regardless of weather conditions.

The success of evacuation operations begins with having the proper ski lift or gondola evacuation gear and proper training and practice of the operating personnel.

If the chair lift or gondola fails, the person in charge must evacuate passengers according to the evacuation plan. Evacuation of a ski lift requires specific techniques for movement along a cable. For maximum efficiency, these operations are led simultaneously by several independent teams.

Evacuation is a team effort and requires perfect coordination by everyone involved. SINGING ROCK team cooperates with ski resorts all over Czech Republic to improve rescue methods and develop a new gear.





W0113SS
RESCUE MASTER
speed
harness for rescuers

RECOMMENDED GEAR

W9603QX
FLASH ACCESS
working helmet



K355OPP
CONNECTOR
GIGA



K6180ZO
RESCUE FIGURE EIGHT
special figure eight
for rescue



K0119EE00
BORA triplelock
light alloy
HMS carabiner



K4241Z005
OVAL STEEL
CONNECTOR
triple lock



K82310Z
MAILLON BIG D
steel maillon
carabiner



K82008Z
MAILLON
SMALL OVAL
steel maillon carabiner



L0250RR
Static 11.0
static rope



W4523WI55
REACTOR „Y“
155 cm + 2 x K355
shock absorber



W0003BY09
AXILLAR
rescue sling



W2001*060
OPEN SLING
sewn sling,
60 cm



RK809SO00
EASY LIFT
rescue pulley



W8201BY00
EVACUATION
TRIANGLE SIT II



S9000YY35
GEAR BAG
waterproof bag



BELAYER





Rock&Lock

Patented smart buckle used on SINGING ROCK harnesses and other products enables to lock and open very quickly.



Lady fit

Specially designed products for women.



Route 44

SINGING ROCK patented technology for rope production. A rope is produced on 44 carrier machine which provides great handling, low weight and durability.



Inter Core

The unique patented technology providing maximum safety even in case of a damaged sheath. The rope is made from 4 layers of parallel core filaments, braided core, braided intermediate sheath made from staple fibres and single tech sheath.



Single Tech

With the Single Tech system each strand is braided into the sheath separately. Single Tech sheath construction increases the rope's wear resistance and improves the rope's mechanical properties, such as flexibility.



Single rope

Marking of single dynamic rope for climbing and mountaineering used in single strand.



Half rope

Marking of half rope for mountaineering, multipitch and ice climbing. Individual strands of rope are used in alternation in the protection system. This system reduces the risk of rope breakage caused by falling stones, and provides maximum safety in alpine conditions and for difficult climbs.



Twin rope

Marking of twin ropes for mountaineering, multipitch and ice climbing. Pairs of the same type of rope are always used, sharing the same protection points. Twin ropes guarantee a high level of safety, especially for multipitch climbing in alpine conditions.



Stitched eye

sewn loop at the end of kernmantle low stretch rope used as a substitute of a knot. Used mainly to attach ropes to anchor or attachment points.



UIAA

Products marked with this symbol meet strict UIAA safety requirements. The UIAA is the International Mountaineering and Climbing Federation. In most cases, UIAA requirements are sometimes stricter than EN standards.



UIAA Water repellent

A standard for water repellent ropes approved by the UIAA Safety Commission. To pass the test at a certified laboratory, the amount of absorbed water must not be greater than 5% of the rope's weight. For comparison, a non-treated rope absorbs around 50% of water in this test, and ropes labelled as „dry“ but lacking adequate treatments can absorb between 20% and 40% of water.



Symbol of compliance

The CE symbol declares that the product is in compliance with the safety requirements of the applicable European standard. The number after the symbol CE (e.g. CE 1019) identifies the relevant accredited testing lab.



ANSI

American National Standards Institute – is a private non-profit organization that oversees the development of voluntary consensus standards for products, services, processes, systems, and personnel in the United States.[3] The organization also coordinates U. S. standards with international standards so that American products can be used worldwide.



NFPA

The National Fire Protection Association is a US nonprofit organization devoted to eliminating death, injury, property and economic loss due to fire, electrical and related hazards. It is widely known as an organization that creates and maintains standards and codes for usage and adoption by local governments.

ABS	Acrylonitrile butadiene styrene is a common thermoplastic polymer. The most important mechanical properties of ABS are impact resistance and toughness. ABS is stronger than pure polystyrene.
Acryl	Lightweight, soft, and warm, with a wool-like feel fabrics or yarn. Strong and warm, acrylic fiber is often used for sweaters and tracksuits and as linings for boots and gloves, as well as in furnishing fabrics and carpets. It is manufactured as a filament, then cut into short staple lengths similar to wool hairs, and spun into yarn.
Anodizing	Electrolytic passivation process used to increase the thickness of the natural oxide layer on the surface of metal parts. Anodizing increases resistance to corrosion and wear, and provides better adhesion for paint primers and glues than bare metal does.
Bamboo	Cloth, yarn, and clothing made out of bamboo fibres. Bamboo fabric is exceptionally soft and light. It is also incredibly hydrophilic, absorbing more water than other conventional fibres such as cotton and polyester.
Cold forging	Deformation of metal while it is below its recrystallization point. This process is usually less expensive than hot forging and the end product requires little, if any, finishing work. Residual stress of material may occur as it handles high stress and high die loads
Cordura	Brand name for a collection of fabrics used in a wide array of products including luggage, backpacks, trousers, military wear and performance apparel. Cordura fabrics are known for their durability and resistance to abrasions, tears and scuffs. Cordura fabrics are usually made of nylon.
Cortex	Polyamide elastic woven fabrics. Cortex fabrics are designed to ensure the maximum ergonomics and comfort.
Dyneema	Registered trademark for a synthetic fabric that is stronger than Kevlar®. Dyneema® is composed of ultra high molecular weight polyethylene. It is resistant to water, most chemicals, UV radiation and bacterial.
ED coating	Electrophoretic deposition coating. A characteristic feature of this process is that colloidal particles suspended in a liquid medium migrate under the influence of an electric field (electrophoresis) and are deposited onto an electrode.
Elastane (Spandex)	Synthetic polyether-polyurea copolymer known for its exceptional elasticity. It is stronger and more durable than natural rubber.
EPS	Expanded polystyrene is a rigid and tough, closed-cell foam. It is made of pre-expanded polystyrene beads. Due to its technical properties such as low weight, rigidity, and formability, EPS can be used in a wide range of different applications.
Fiber glass	Type of fiber-reinforced plastic where the reinforcement fiber is specifically glass fiber. The glass fiber may be randomly arranged, flattened into a sheet (called a chopped strand mat), or woven into a fabric. Fiberglass is unique in its strength and yet it is lightweight. Although it is not as strong and stiff as composites based on carbon fiber, it is less brittle, and its raw materials are much cheaper.
Fleece	Soft napped insulating fabric made from a type of polyester called polyethylene terephthalate (PET) or other synthetic fibers. A lightweight, warm, soft and hydrophobic fabric. Regular polar fleece is not wind-proof and does not absorb moisture. It readily generates static electricity.
G10 fiber	High-pressure fiberglass laminate, a kind of composite material. It is created by stacking multiple layers of glass cloth, soaking in epoxy resin, and compressing the resulting material under heat until the epoxy cures. G10 is favoured for its high strength, low moisture absorption, excellent electrical insulating properties and chemical resistance.
HF welding	Joining of materials by supplying High Frequency energy in the form of an electromagnetic field (27.12 MHz) and pressure to the material surfaces to be joined.
Hot forging	Deformation of metal while it is above the recrystallization point. Hot forging is recommended for the deformation of metal that features a high formability ratio. Hot forging provides a homogenized grain structure
Injection	Manufacturing process for producing parts by injecting material into a mould. Material for the part is fed into a heated barrel, mixed, and forced into a mould cavity, where it cools and hardens to the configuration of the cavity.
Kernmantle rope	Rope constructed with its interior core protected by a woven exterior sheath designed to optimize strength, durability, and flexibility. The core fibers provide the tensile strength of the rope, while the sheath protects the core from abrasion during use.
Kevlar	Kevlar is the registered trademark for a para-aramid synthetic fiber. Kevlar has many applications, ranging from bicycle tires and racing sails to body armor, because of its high tensile strength-to-weight ratio; by this measure it is 5 times stronger than steel. It is designed to protect users from cuts, abrasions and heat. Kevlar-based protective gear is often considerably lighter and thinner than equivalent gear made of more traditional materials.
Nylon	Generic designation for a family of synthetic polymers, based on aliphatic or semi-aromatic polyamides. Nylon is a thermoplastic silky material that can be melt-processed into fibers, films or shapes. Nylon is very much suitable for hosiery and the knitted fabrics because of its smoothness, light weight and high strength.
Polyamide (PA, PAD)	Macromolecule with repeating units linked by amide bonds. Synthetic polyamides are commonly used in textiles, automotive applications, carpets and sportswear due to their high durability and strength. Fibres are very tear-proof and abrasion-resistant and absorb little moisture (thus good transport of moisture away from the body) and are stretchy, crease-free, but also prone to pilling. Polyamide has the highest resistance of all textile raw materials (also when wet) and is very stretchy.
Polycarbonate	Group of thermoplastic polymers containing carbonate groups in their chemical structures. Polycarbonates used in engineering are strong, tough materials, and some grades are optically transparent.
Polyester (PES)	Category of polymers that contain the ester functional group in their main chain. Fabrics woven or knitted from polyester thread or yarn are used extensively in apparel and home furnishings. Industrial polyester fibers, yarns and ropes are used in car tire reinforcements, fabrics for conveyor belts, safety belts, coated fabrics and plastic reinforcements with high-energy absorption. Polyester has excellent return conduct thanks to the rippling property and is very light. Polyester also retains its shape and is colorfast, as well as resistant to sweat and UV-rays (lightfast). Polyester has a high melting point and transfers can therefore be printed on this material)
Polyethylene (PE)	Most common plastic, which is usually a mixture of similar polymers of ethylene. Polyethylene is of low strength, hardness and rigidity, but has a high ductility and impact strength as well as low friction. It shows strong creep under persistent force, which can be reduced by addition of short fibers. Its primary use is in packaging (plastic bags, plastic films, geomembranes, containers including bottles, etc.)
POLYMAR	Registered trademark for a polyester coated with polyurethane tarpaulin fabric. It is UV and weatherproof resistant.
Polypropylene (PP)	Thermoplastic polymer used in a wide variety of applications including packaging and labeling, textiles (e.g. ropes, thermal underwear and carpets), stationery, plastic parts and reusable containers of various types, laboratory equipment, loudspeakers, automotive components and polymer banknotes. An addition polymer made from the monomer propylene, it is rugged and unusually resistant to many chemical solvents, bases and acids. Polypropylene is the world's second-most widely produced synthetic plastic, after polyethylene.
Polystyrene	Synthetic aromatic polymer made from the monomer styrene. Polystyrene can be solid or foamed. General-purpose polystyrene is clear, hard, and rather brittle. Polystyrene is one of the most widely used plastics. Uses include protective packaging (such as packing peanuts and CD and DVD cases), containers (such as "clamshells"), lids, bottles, trays, tumblers, and disposable cutlery.
Polyvinyl chloride (PVC)	World's third-most widely produced synthetic plastic polymer, after polyethylene and polypropylene. PVC comes in two basic forms: rigid and flexible. The rigid form of PVC is used in construction for pipe and in profile applications such as doors and windows. It is also used for bottles, other non-food packaging, and cards (such as bank or membership cards). In flexible form, it is used in plumbing, electrical cable insulation, imitation leather, signage, phonograph records, inflatable products, and many applications where it replaces rubber.
Polyurethane (PU)	Polymer composed of organic units joined by carbamate (urethane) links. While most polyurethanes are thermosetting polymers that do not melt when heated, thermoplastic polyurethanes are also available.
Ripstop	Woven fabrics, using a special reinforcing technique that makes them resistant to tearing and ripping. During weaving, (thick) reinforcement threads are interwoven at regular intervals in a crosshatch pattern. Advantages of ripstop are the favourable strength-to-weight ratio and that small tears can not easily spread.
Stainless Steel	Steel alloy with a minimum of 10.5% chromium content by mass. Stainless steel is notable for its corrosion resistance. Stainless steel does not readily corrode, rust or stain with water as ordinary steel does. However, it is not fully stain-proof in low-oxygen, high-salinity, or poor air-circulation environments.
Technora	Registered trademark for an aramid that is useful for a variety of applications that require high strength or chemical resistance. It is closely related to Kevlar (see Kevlar).
Thermolite	Synthetic material made by Invista and used as an insulator. The performance fibers are engineered with a differentiated fiber shape, able to produce battings with sought-after lightweight warmth.
Thermotransfer	Digital printing process in which material is applied to paper (or some other material) by melting a coating of ribbon so that it stays glued to the material on which the print is applied.
Ultrasonic finishing	Sound waves with frequencies higher than the upper audible limit of human hearing is joining the load-bearing core and the protective sheath into a compact unit. It is used to finish kernmantle ropes ends.
Velcro	Registered trademark for a hook-and-loop fastener, which consists of two components: typically, two lineal fabric strips (or, alternatively, round "dots" or squares) which are attached (sewn or otherwise adhered) to the opposing surfaces to be fastened.
Zinc plating	Prevents oxidation of the protected metal by forming a barrier and by acting as a sacrificial anode if this barrier is damaged.

STANDARDS

The list of EN and US standards for personal protective equipment (PPE) against falls from a height



EN 341
PPE against falls from height. Descender devices for rescue.



EN 566
Mountaineering equipment – Slings



EN 12275
Mountaineering equipment – Connectors



EN 353-1, 2
PPE against falls from a height. Guided type fall arresters.



EN 567
Mountaineering equipment. Rope clamps.



EN 12277
Mountaineering equipment – Harnesses



EN 354
PPE against falls from a height. Connecting equipment max. length 2m (incl. connectors).



EN 795, EN 795 /A1
PPE against falls from a height. Anchor devices.



EN 12278
Mountaineering equipment. Pulleys.



EN 355
PPE against falls from a height. Energy absorbers.



EN 813
PPE against falls from a height. Sit harnesses.



EN 12492
Mountaineering equipment – Helmets for mountaineers



EN 358
PPE for work positioning and prevention of falls from a height. Work positioning systems.



EN 892
Mountaineering equipment. Dynamic (stretch) ropes.



EN 12841
PPE against falls from a height. Descender device for rope access system and rope adjustment devices.



EN 360
PPE against falls from a height. Retractable type fall arresters.



EN 959
Mountaineering equipment – Rock anchors



EN 15151
Mountaineering equipment – Braking devices



EN 361
PPE against falls from a height. Full body harnesses.



EN 1496
Rescue equipment. Rescue lifting devices.



EN 17109
Mountaineering equipment – Individual safety systems for rope courses



EN 362
PPE against falls from a height. Connectors.



EN 1497
Rescue equipment. Rescue harnesses.



ANSI Z359.1
Safety Requirements for Personal Fall Arrest Systems, Subsystems and Components



EN 388
Protection gloves against mechanical risks



EN 1498
Personal fall protection equipment – Rescue loops



CEN/TS 16415
Recommendations for anchor devices for use by more than one person simultaneously



EN 397
PPE against falls from a height. Industrial safety helmets.



EN 1808
Safety requirements for suspended access equipment



NFPA Class II
defined by NFPA 1983 as being designed to fit around the waist and thighs or under the buttocks and may be utilized for a maximum of a two-person load



EN 564
Mountaineering equipment – Accessory cords



EN 1891
PPE against falls from a height. Low stretch kernmantel ropes.



NFPA Class III
defined by NFPA 1983 as being designed to fit around the waist and over both shoulders, rated for as maximum of a two-person load and is designed to prevent inverting



Warning:

Activities at height such as climbing, via ferrata, caving, rappelling, ski-touring, rescue, work at height and exploration are dangerous activities, which may lead to severe injury or even death. Thus the following is essential before use: careful reading and understanding of the instructions for use acquaintance with the possibilities and limitations of the product adequate apprenticeship in appropriate techniques and methods of use understanding and acceptance of the risk involved. In case of doubt or problem of understanding, contact SINGING ROCK.




Address:

Singing Rock
Poniklá 317
512 42 Poniklá
Czech Republic

Contact:

tel.: +420 481 585 007
e-mail: info@singingrock.com
www.singingrock.com

Social:

 [singingrock.page](#)
 [singingrock_official](#)
 [user/sigrvideo](#)

Catalogue PROFESSIONAL SINGING ROCK 2026 / 27 - PPE equipment

Published by: SINGING ROCK s.r.o. • Copyright © SINGING ROCK s.r.o.

All rights reserved. No part of this publication may be reproduced, distributed, or transmitted in any form or by any means, including photocopying, recording, or other electronic or mechanical methods, without the prior written permission of the publisher, except in the case of brief quotations embodied in critical reviews and certain other noncommercial uses permitted by copyright law. Technical specifications may change without notice.

SAFETY
FIRST

