

# FEBRUARY 2026 LABOR MARKET REVIEW



Click on each item for more detail

FEBRUARY 2026



**4.5%**  
Unemployment Rate

**422,502**  
Labor Force

**16**  
Avg. Weeks Return to Work (Last 12 Mos.)

**908**  
Active UI Claimants

**600**  
Jobs Added

**-500**  
Jobs Lost

**53 Hot Jobs**  
FY 2026



**1,134**  
Current Job Openings

Click on each item for more detail

QUARTER

**415**  
Number of Grads  
2025Q2

**\$996**  
Avg. Weekly Wage  
2025Q3

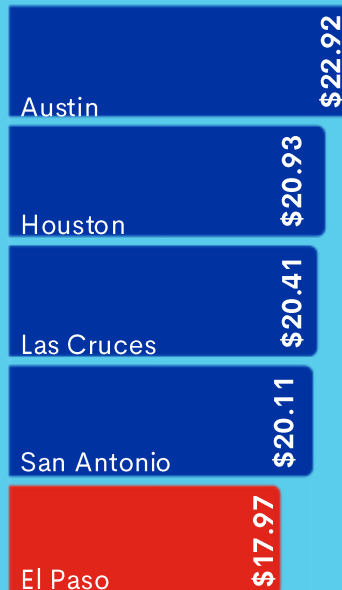
**87.8**  
Cost of Living Index  
2025Q3

Click on each item for more detail

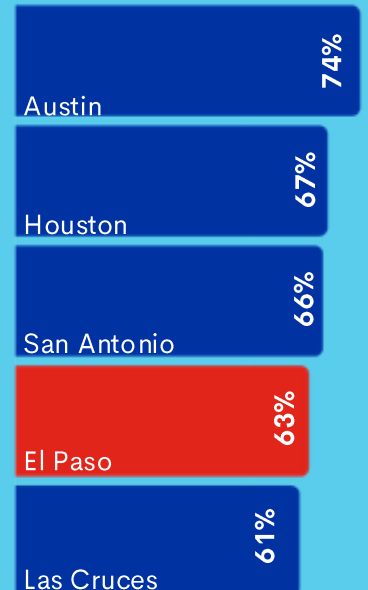
ANNUAL



Median vs WSB  
Living Wage



Living Wage FY26  
Comparison



Labor Force  
Participation 2024

Click on each item for more detail



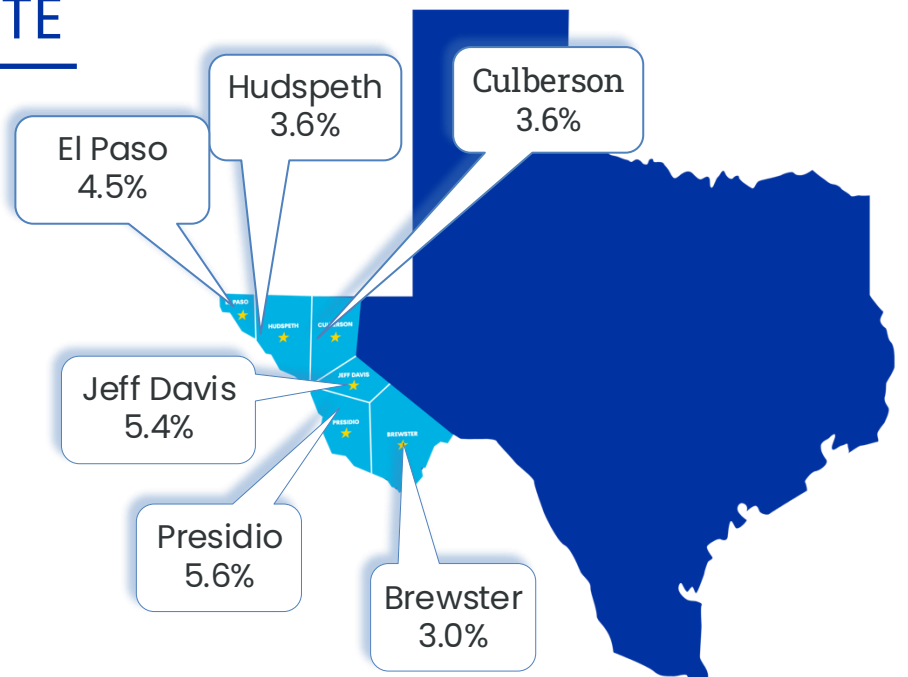
# FEBRUARY 2026 LABOR MARKET REVIEW

## LABOR FORCE, EMPLOYMENT & UNEMPLOYMENT

		February 2026				January 2026				February 2025			
		Labor Force	Employment	Unemployment	Rate	Labor Force	Employment	Unemployment	Rate	Labor Force	Employment	Unemployment	Rate
Texas	State	15,903,182	15,201,223	701,959	4.4	15,838,843	15,126,148	712,695	4.5	15,831,790	15,157,168	674,622	4.3
El Paso	MSA	422,502	403,295	19,207	4.5	421,934	402,544	19,390	4.6	420,512	402,289	18,223	4.3
Borderplex	WDA	432,604	413,001	19,603	4.5	431,956	412,157	19,799	4.6	430,450	411,811	18,639	4.3
Brewster	County	5,707	5,533	174	3.0	5,651	5,475	176	3.1	5,552	5,387	165	3.0
Culberson	County	1,124	1,084	40	3.6	1,127	1,085	42	3.7	1,099	1059	40	3.6
El Paso	County	421,362	402,196	19,166	4.5	420,819	401,469	19,350	4.6	419,380	401,201	18,179	4.3
Hudspeth	County	1,140	1,099	41	3.6	1,115	1,075	40	3.6	1,132	1,088	44	3.9
Jeff Davis	County	613	580	33	5.4	601	568	33	5.5	603	574	29	4.8
Presidio	County	2,658	2,509	149	5.6	2,643	2,485	158	6.0	2,684	2,502	182	6.8
El Paso	City	334,561	319,825	14,736	4.4	334,182	319,247	14,935	4.5	332,994	319,034	13,960	4.2
Socorro	City	19,073	18,213	860	4.5	19,075	18,180	895	4.7	19,006	18,168	838	4.4

## UNEMPLOYMENT RATE

**4.5%**  
EL PASO, MSA  
UNEMPLOYMENT RATE

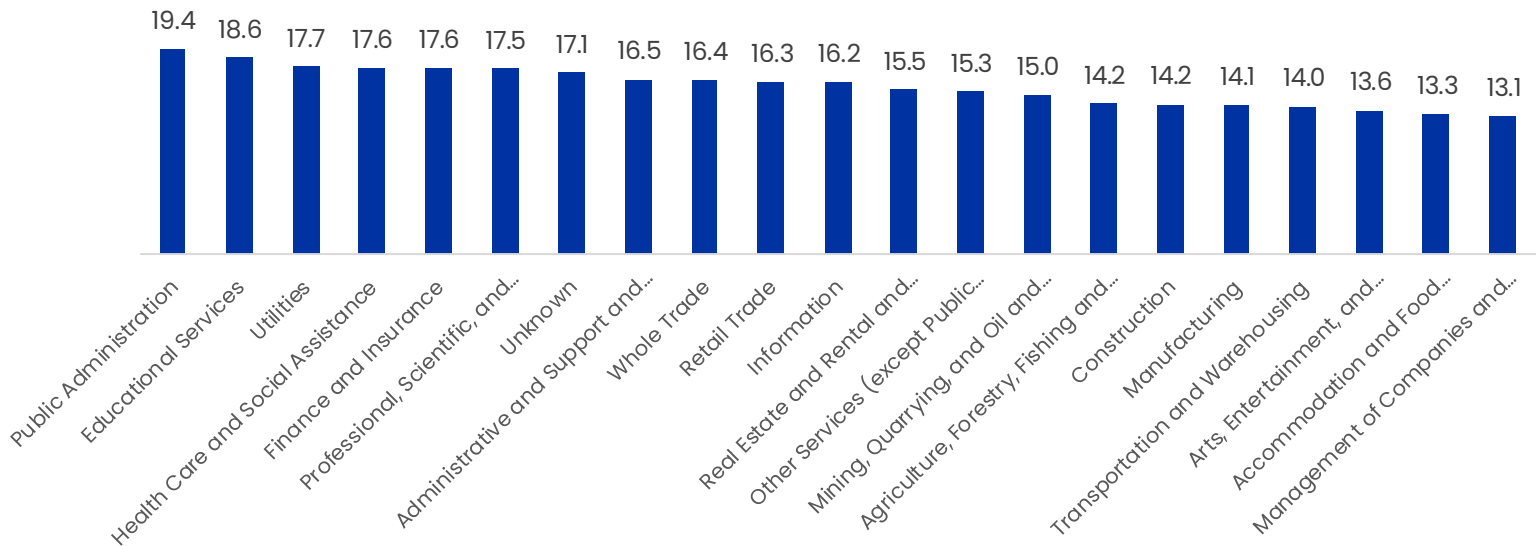




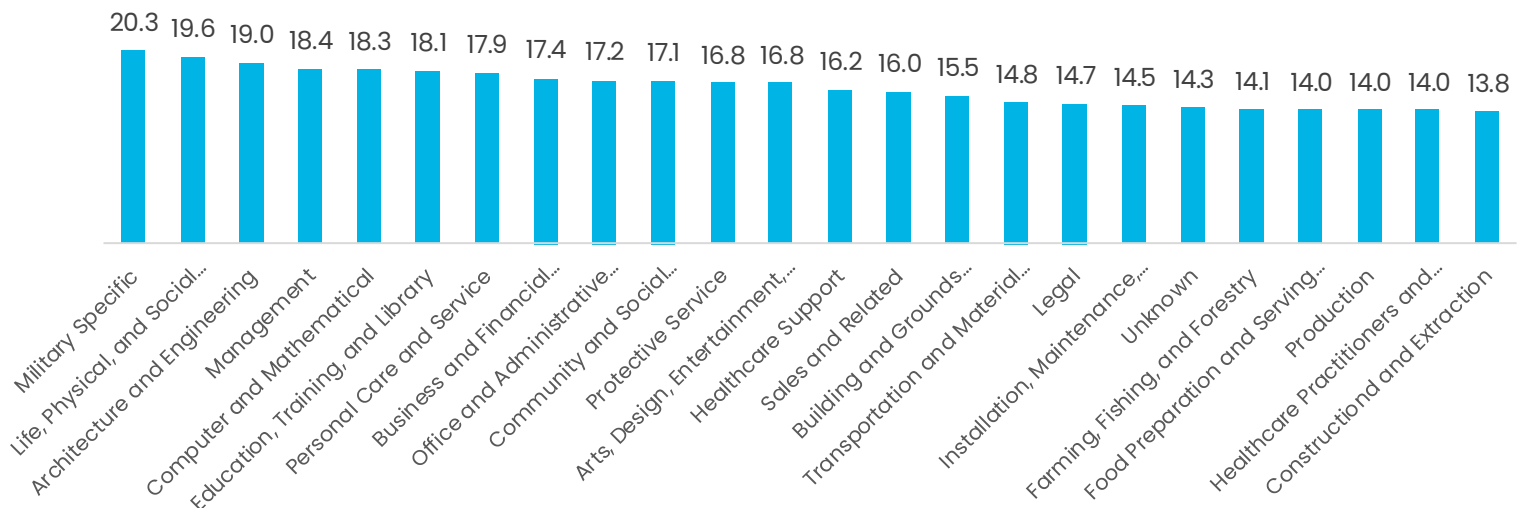
# FEBRUARY 2026 LABOR MARKET REVIEW

## RETURN TO WORK (LAST 12 MOS.)

**By Industry**



**By Occupation**





# FEBRUARY 2026 LABOR MARKET REVIEW

## UNEMPLOYMENT INSURANCE CLAIMANT DATA

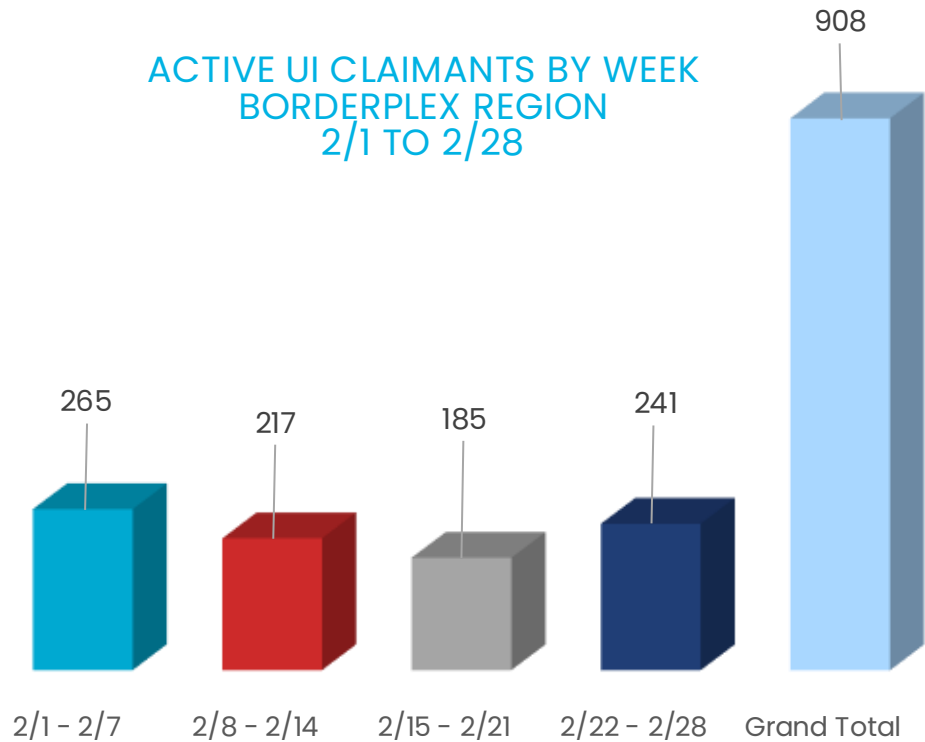
This report reflects the **Borderplex Region**.  
Including these 6 counties:

- Brewster
- Culberson
- El Paso
- Hudspeth
- Jeff Davis
- Presidio

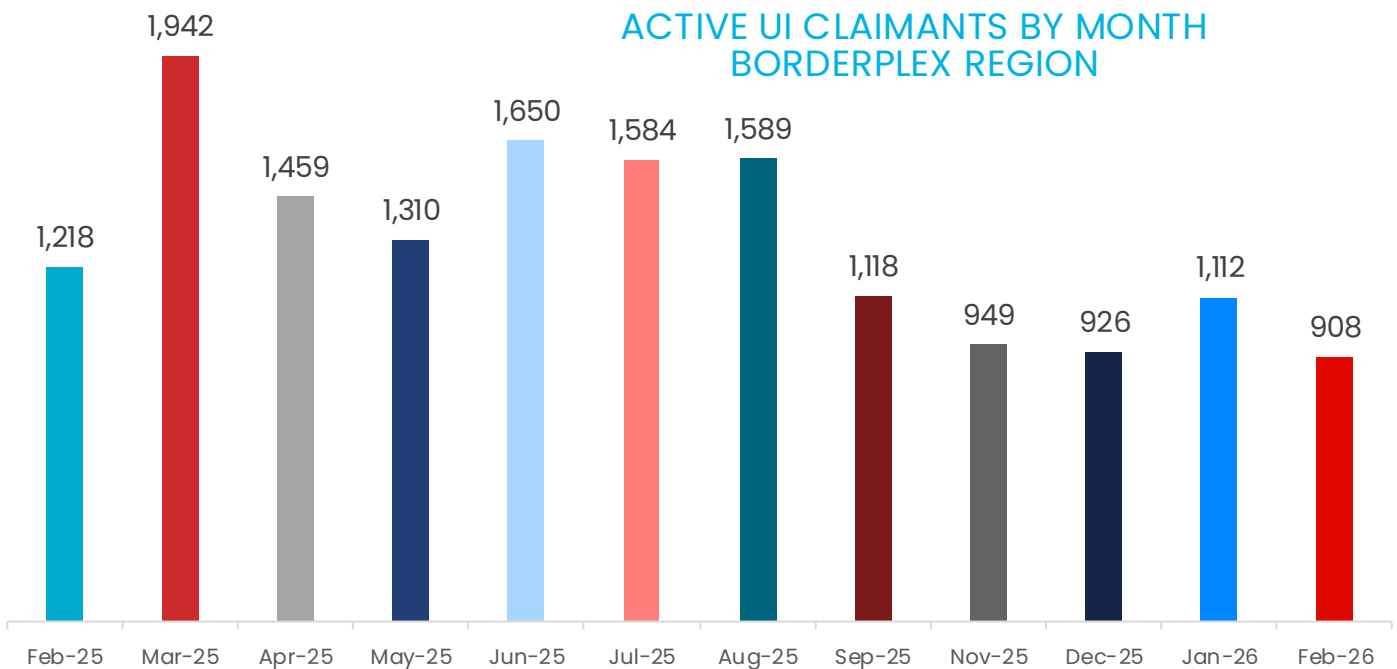
An Active Claimant is someone who meets any of these conditions:

- Claimant had to have a payment within 21 days
- The most recent Claimant certified date is within 21 days
- The claim status date is within 28 days

ACTIVE UI CLAIMANTS BY WEEK  
BORDERPLEX REGION  
2/1 TO 2/28



ACTIVE UI CLAIMANTS BY MONTH  
BORDERPLEX REGION

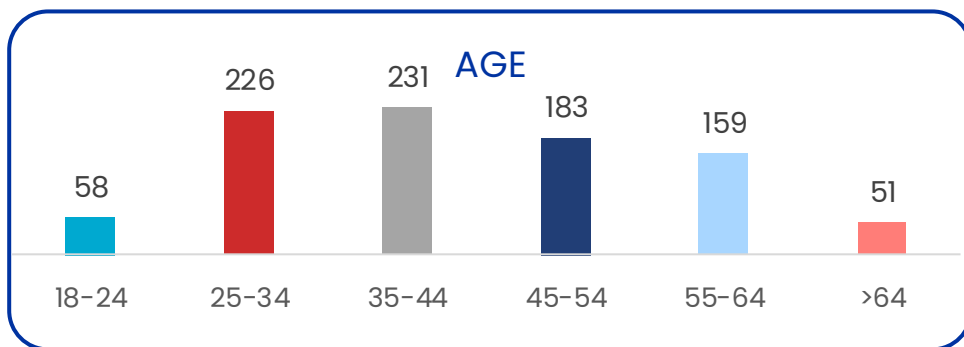
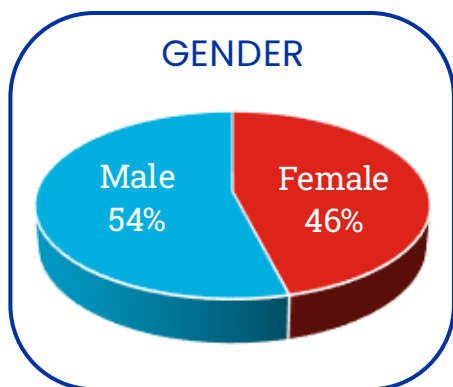




# FEBRUARY 2026 LABOR MARKET REVIEW

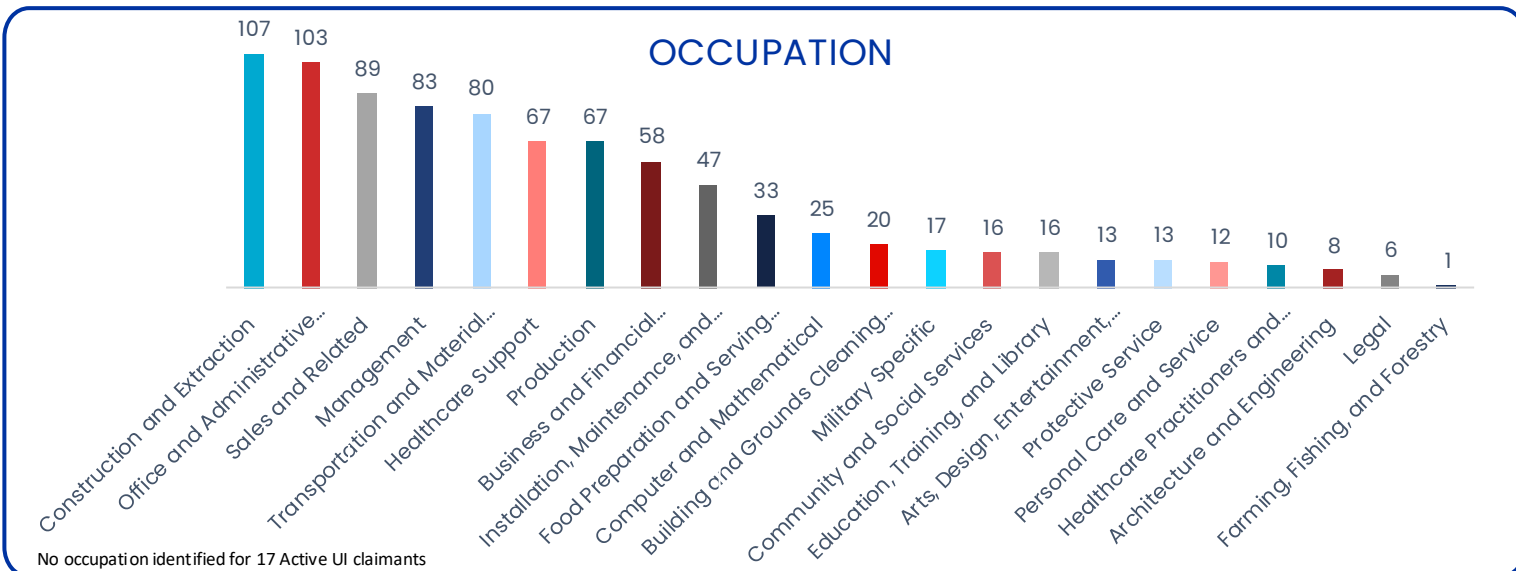
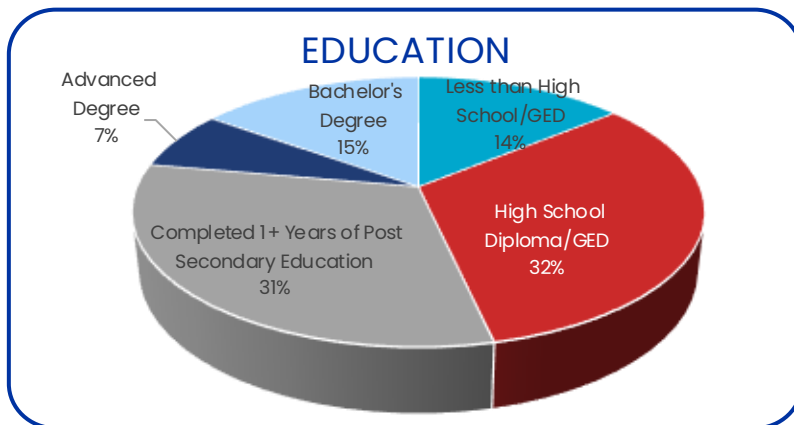
## UNEMPLOYMENT INSURANCE CLAIMANT DATA

### ACTIVE UI CLAIMANTS BY WEEK BORDERPLEX REGION 2/1 TO 2/28



An Active Claimant is someone who meets any of these conditions:

- Claimant had to have a payment within 21 days
- The most recent Claimant certified date is within 21 days
- The claim status date is within 28 days




No occupation identified for 17 Active UI claimants



# FEBRUARY 2026 LABOR MARKET REVIEW

## JOBS ADDED

### INDUSTRIES SECTORS THAT ADDED JOBS

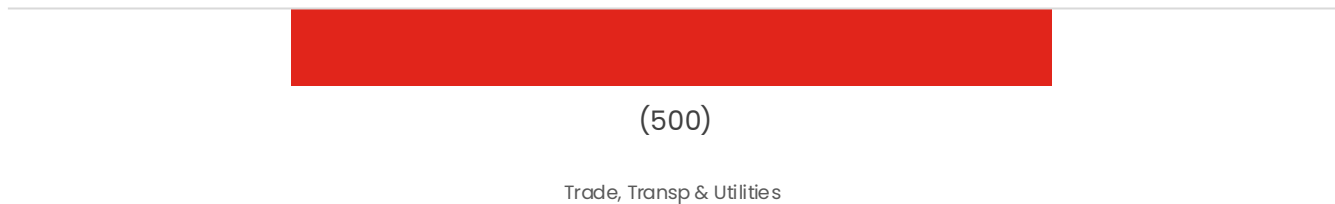


### TOP 5 JOB POSTINGS IN THE EL PASO, TX MSA

Occupation	Vacancies	Median Hourly Earnings BLS 2024
Retail Salespersons	624	\$13.43
Registered Nurses	463	\$39.13
First-Line Supervisors of Retail Sales Workers	397	\$17.42
Medical and Health Services Managers	384	\$48.62
Fast Food and Counter Workers	373	\$10.82

## JOBS LOST

### INDUSTRIES SECTORS THAT LOST JOBS



### TOP 5 UNEMPLOYMENT CLAIMANTS OCCUPATIONS

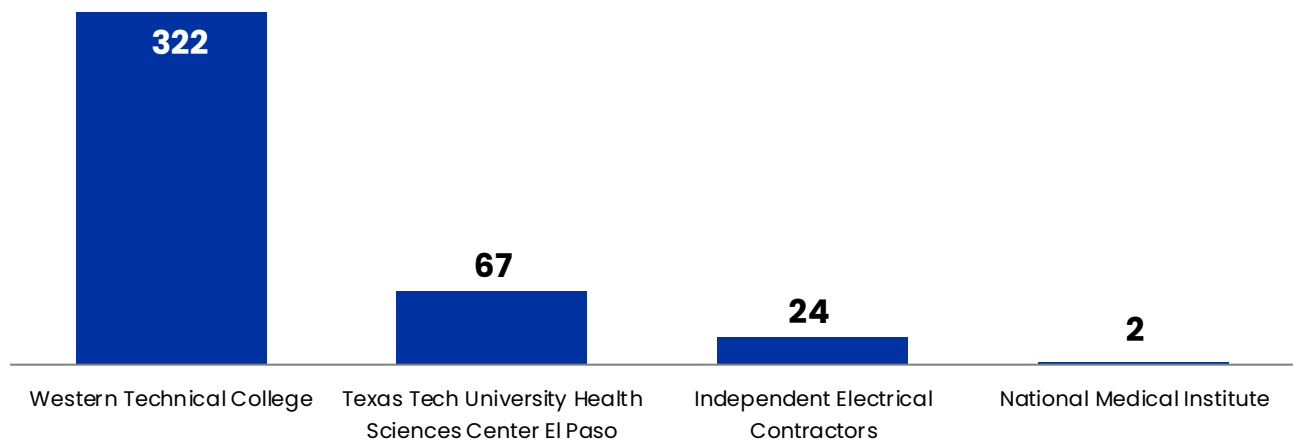


No occupation identified for 17 Active UI claimants

# FEBRUARY 2026 LABOR MARKET REVIEW



## NUMBER OF GRADUATES (Apr – Jun 2025, Q2)



## THANK YOU TO OUR SURVEY PARTICIPANTS!

- WESTERN TECHNICAL COLLEGE
- TEXAS TECH UNIVERSITY HEALTH SCIENCES CENTER EL PASO
  - INDEPENDENT ELECTRICAL CONTRACTORS
  - NATIONAL MEDICAL INSTITUTE



# FEBRUARY 2026 LABOR MARKET REVIEW

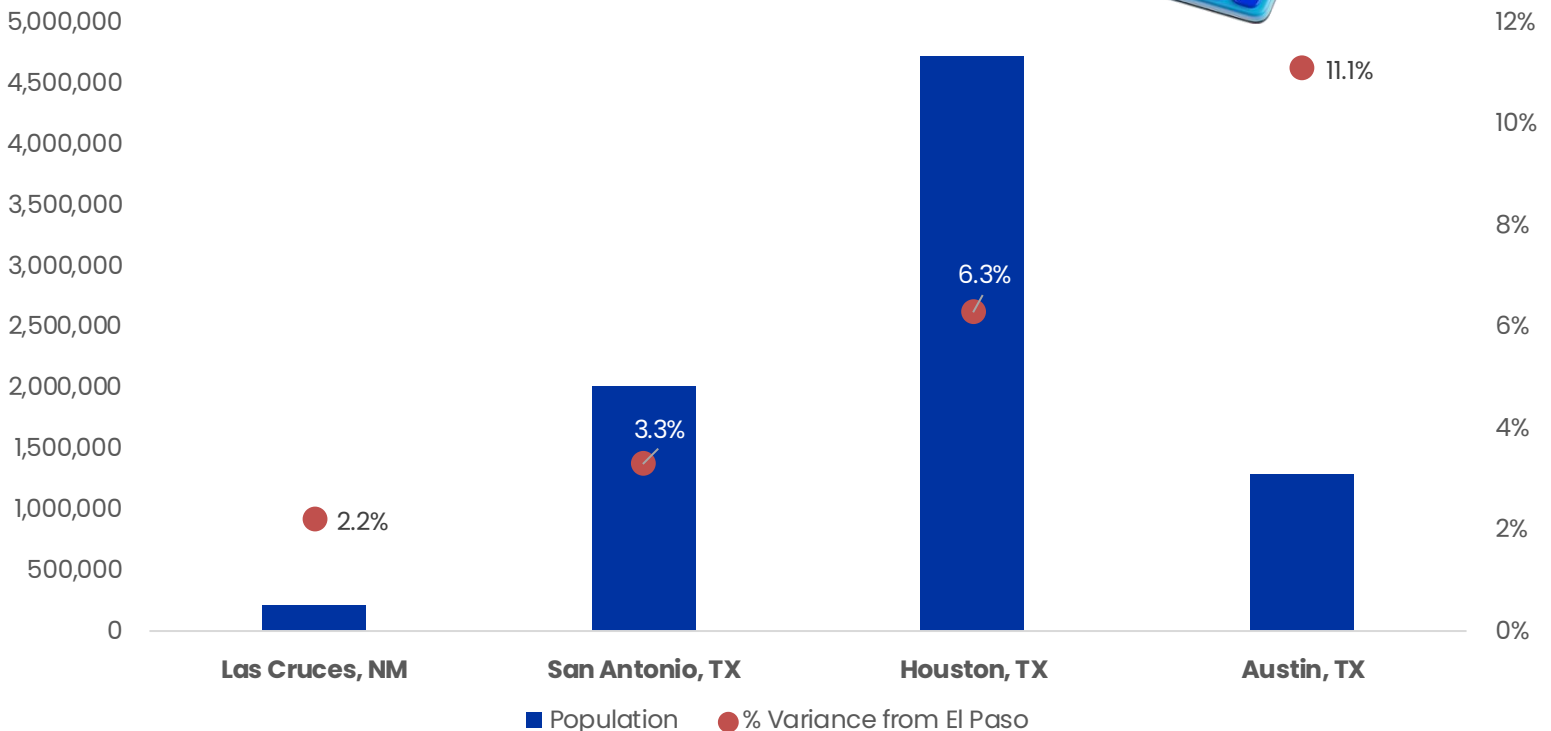
## AVERAGE WEEKLY WAGES (Q3 2025)

Average Weekly Wage (3 <sup>rd</sup> Quarter 2025)					
	Q3 2025	Q2 2025	Q3 2024	Quarterly Change	Yearly Change
Borderplex	\$ 996	\$966	\$964	\$30	\$32
Texas	\$1,444	\$1,420	\$1,394	\$24	\$50
USA	\$1,459	\$1,436	\$1,393	\$23	\$66

## COST OF LIVING COMPARISON (2024)



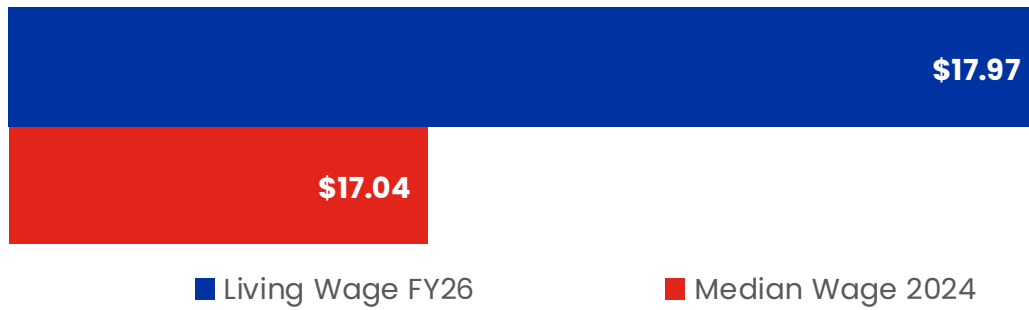
88.3  
El Paso, MSA  
[Cost of Living Calculator](#)



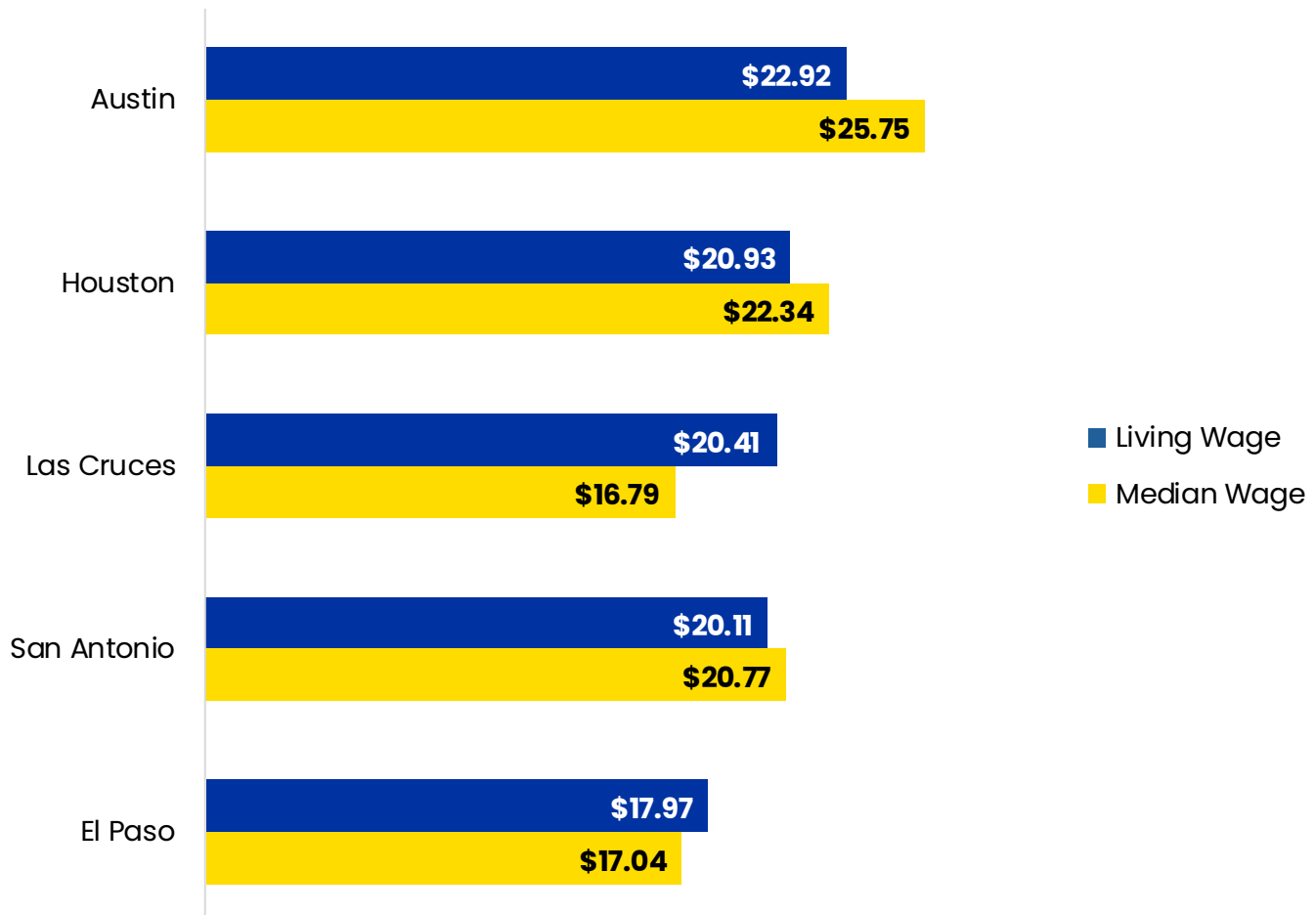


# FEBRUARY 2026 LABOR MARKET REVIEW

## MEDIAN VS LIVING WAGE (FY26 VS 2024)



## LIVING WAGE COMPARISON (FY26)

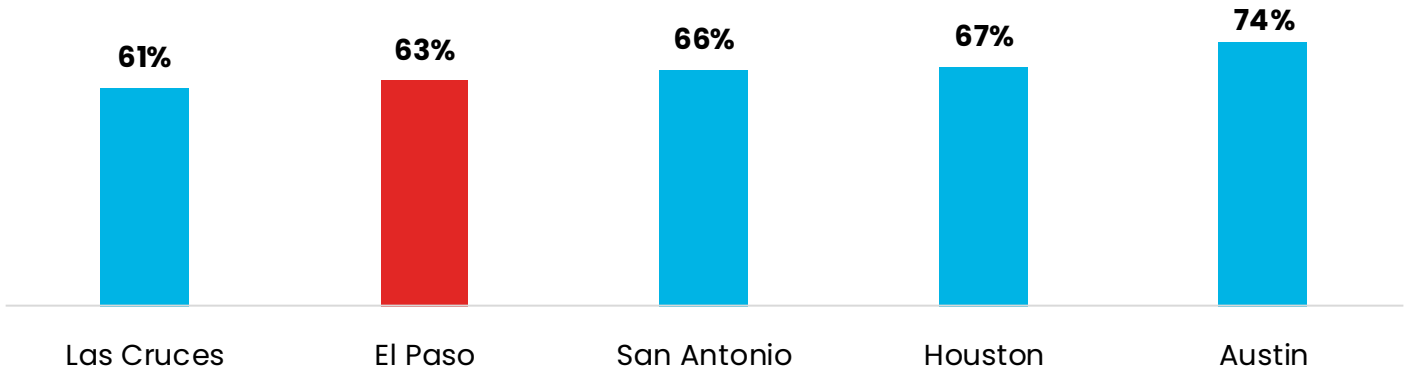




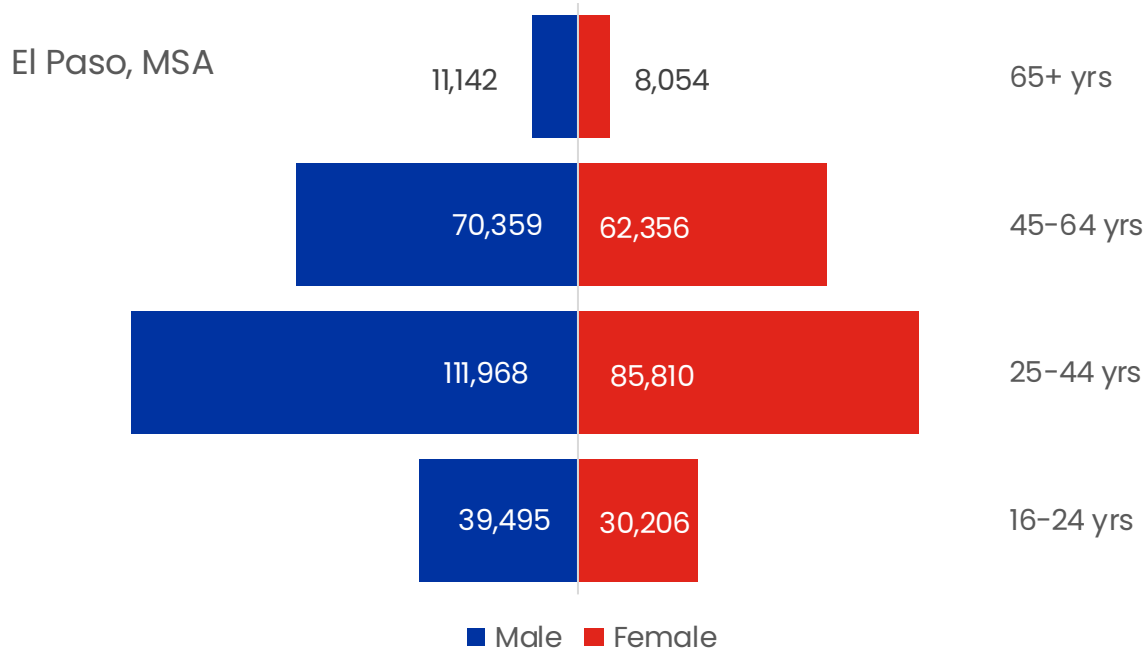
# FEBRUARY 2026 LABOR MARKET REVIEW

## LABOR FORCE PARTICIPATION RATE (2024)

POPULATION OVER 16 YEARS, BY COUNTY



## LABOR FORCE DEMOGRAPHICS (2024)



# FEBRUARY 2026 LABOR MARKET REVIEW



## WSB HOT JOBS (FY 2026)

A HOT JOB HAS:

- AN ENTRY WAGE OF **\$17.97 OR MORE**
- **10% OR MORE** GROWTH IN THE NEXT 10 YEARS
- **20 OR MORE** ANNUAL JOB OPENINGS



WSB DIRECTS TRAINING FUNDS  
TOWARDS THESE OCCUPATIONS



UPDATED ANNUALLY



CURRENTLY 53 HOT JOBS



WSB CAN MAKE EXCEPTIONS AS  
NEEDED (LOCAL WISDOM)

[WSB HOT JOBS LINK](#) 



**2026 HOT JOBS**

YOUR *GUIDE* TO JOBS, PATHWAYS,  
AND TALENT IN THE BORDERPLEX

**Inside the 2026 Hot Jobs  
You'll Discover:**

-  **What Makes These Jobs So Hot:**  
Wages, Growth, and Opportunity
-  **Where You Fit In:** Pathways for  
Students, Jobseekers and Employers
-  **Your First Look** at AI-Enhanced  
Careers in the Borderplex region.

**WORKFORCE**  
SOLUTIONS BORDERPLEX  
A proud partner of the americanjobcenter network

 [borderplexjobs.com](https://borderplexjobs.com)

# FEBRUARY 2026 LABOR MARKET REVIEW

## SOURCES

Labor Market & Career Information, Texas Workforce Commission February 2026, JobsEQ February 2026, Bureau of Labor Statistics May 2024, US Census 2024.

To access previous reports, please visit our website: [Labor Market Reviews](#)

Equal Opportunity Employer/Program. Auxiliary aids and services are available upon request to individuals with disabilities. Relay Texas: 711 (Voice) or 1-800-735-2989 (TTY). Funded by all or in part of, the Department of Labor/ETA WIOA Formula Grants and Wagner-Peyser; the Department of Health and Human Services TANF and Child Care Development Fund; and the Food and Nutrition Service SNAP Employment & Training.

Igualdad de oportunidades de Empleo/Programas. Equipo auxiliar y servicios de apoyo están disponibles para personas con discapacidad al ser requeridos. Relay Texas: 711 (Voz) o 1-800-735-2989 (TTY). Este documento contiene información importante sobre los requisitos, los derechos, las determinaciones y las responsabilidades del acceso a los servicios del sistema de la fuerza laboral. Hay disponibles servicios de idioma, incluida la interpretación y la traducción de documentos, sin ningún costo y a solicitud.

