

人が **主人公** となる



Hybrid Workplace

OFFICE
CATALOG

UCHIDA INTRODUCTION



Uchida Yoko was found in 1910 having over 113 years history in Japan and having wide network in whole Asia as well as the other countries. The word of “Yoko” symbolizes the frontier spirit demonstrated by those who took on the challenge of starting up a new business in a foreign country.

UCHIDA provides not only for office furniture, such as office desk, chairs, but also creating total space solutions combining office machineries, presentation tools included IT solutions together, which are the remarkable feature of UCHIDA Office businesses.

With our long experiences in Office market, UCHIDA furniture is well reputed as one of most strong furniture player in Japan as well as many of countries in the World and keep supporting and expanding this business segment with various partners in the World.

Various UCHIDA furniture is certified and approved major standards and designed to fit with various users with long durability.

Creating Value from Data and Collaborating in the Design of Knowledge

CORPORATE VISION

UCHIDA supports to provide your best and comfort your office spaces !

CORPORATE PHILOSOPHY

Through the creation of environments conducive to innovation and creativity, we play our part in building a better world for all and helping to deliver industrial prosperity and happiness for our employees.

内田洋行
Since 1910



Neosys Vietloi Company Limited is one of pioneering companies that professionally provides solutions in various types of offices with our wide range solutions from Office Furniture, Machinery, Supplies as well as even IT solutions and more more.

Thanks for our close connections with UCHIDA who is one of the top brand for office business in JAPAN, NEOSYS can provide high quality office furniture for various environment, which is not only for normal offices, but also for back offices at factory, meeting rooms, executive rooms, service rooms and even company receptions, canteen and more

Since established, we always bring to our customers the best solutions for their business. With our wide distributing network, wherever you are, we ensure that you are able to reach the most modern machines as well as latest technologies of the world.

Besides this office space management business with office furniture, NEOSYS can create total solution for the working environment with Office Machineries such as Shredders, Air Purifiers and even Presentation Tools and Paper Handling equipment etc. NEOSYS is proud to offer our one stop solutions to all our partners in South Asia with our local offices not only in Vietnam, but also in Singapore, Malaysia, Indonesia, Thailand and now in Philippines too.

CORPORATE VISION

Always introduce and supply newest products to match with market's day-by-day high demands. Besides, we focus on developing our dynamic & consistent distribution network in Vietnam to able to provide "COMFORT", "RELIABLE" and "PRODUCTIVE" work environment.

CORPORATE MISSION

Always cares about spirit of cooperating to develop ; commits to be your "Number one provider of Office solutions".

NEOSYS GROUP
Since 2003



INDEX



バイオウレタン

トウゴマ(ひま)の種子

非可食性の植物「トウゴマ」の種子からヒマシ油を搾油し、化学合成することで得られるバイオポリオールを25%使用し、バイオプラスチックの認定を取得。従来のウレタンクッションと比較して、低反発でしっとりとした感触や、熱や湿度に対する耐久性が良いという特徴があります。

	Font Cover	01
INFROM	Uchida Introduction	02
	Neosys Group Introduction	03
	INDEX	04
	INDEX	05
	DESIGN PHILOSOPHY	Design Philosophy
	Design Philosophy	07
SmartRooms	SmartRooms	08
	SmartRooms - Feature	09
UCHIDA - CHAIR	Sellezza Chair	10
	Sellezza Chair Photo	11
	Reflek Chair	12
	Reflek Chair Photo	13
	AJ2 Ex	14
	AJ2 Ex Photo	15
	AJ2 Chair	16
	AJ2 Chair Photo	17
	Carissa2 Chair	18
	Carissa2 Chair Photo	19
	Anyza Chair	20
	Anyza Chair Photo	21
	EPO2 Chair	22
	EPO2 Chair Photo	23
UCHIDA - EXCLUSIVE CHAIR	ALINEL CHAIR	24
	Sustainability	25
UCHIDA - WORKING DESK	Lemna Combination Desk	26
	LEMNA Photo	27
	PLENAtable2	28
	PLENAtable2 Photo	29
	Opera2	30
	Opera2 Case Study	31
	Monitor Arm Meerkat	32
	Monitor Arm Meerkat	33
	UCS Desk	34
	ST-1100N	35
UCHIDA - MEETING DESK	A-Stack Folding Desk	36
	A-Stack Photo	37
UCHIDA - MEETING CHAIR	FM265 Stacking Chair	38
	FM265 Photo	39
	MS-12 - MS - 18	40
	MS- 50 - RBK-2N	41
UCHIDA SMART INFILL	Smart Infill	42
	Smart Infill	43
UCHIDA CLEAN ROOM	Cleanroom Chair	44
	Cleanroom Chair	45
ALL NEO PRODUCTION	NeoCUBE	46
	NeoCUBE	47
	NeoChair	48
	NeoChair	49
	NeoChair (LIFTING)	50
	NeoChair (LIFTING)	51
	Back Cover	52

INDEX

10 - 11 | SELLEZZA CHAIR



12 - 13 | REFLEK CHAIR



14 - 17 | AJ2 CHAIR



18 - 19 | CARISSA2 CHAIR



20 - 21 | ANYZA CHAIR



22 - 23 | EPO CHAIR



24 | EXECUTIVE CHAIR



26 - 27 | LEMNA COMBINATION DESK



28 - 29 | PLENAtable2



30 - 31 | OPERNA2 LIFTING TABLE



35 | ST-1100 DESK




36 - 37 | A-STACK FOLDING DESK



38 - 39 | FM MEETING CHAIR



46 - 47 | NeoCUBE PHONE BOOTH



50 - 51 | NeoTABLE - LIFTING TABLE



100年後の未来に

良い環境を残したい



つながりが生まれる

プロダクト

UCHIDA DESIGN PHILOSOPHY



私たちは、一つひとつのプロダクトを使う人のこと、
その働き方を考えてデザインしています。
しかしそれだけでは、デザインは完成しません。
選ぶこと。組み合わせること。使うこと。試すこと。工夫すること。
ユーザーであるワーカー1人ひとりの営みによって
そのデザインは完成されると考えています。



好きな場所だから、

集まりたくなる

動かすことで、生まれる場



変化を続けるこれからのオフィス、
これからの働き方。
私たちは、選び、
進むべき方向をみなさまとともに
デザインしていきます。

成長していく

プロダクト



着心地のよいチェア

働く人に心地よい、

木のぬくもり



プロダクトが生み出され、使われ、
その役割を終えるまで。
人への思いやり、社会への思いやりある
デザインを大切にしています。



つくり手の挑戦や楽しさが、
使い手にも伝わっていくこと。
みなさまとの共感が、
私たちのデザインの源です。



人に、社会に、

おもいやりのあるものづくり

機能にも、

空間にも寄り添うデザイン



シンプルは、フレキシブル

SmartRooms [ICT]

Meeting room reservation and management system



Meeting Room Management System



Real-time sync with your facility reservation system. Check booking and room status instantly on tablets outside each meeting room.

Compatible with Android, Windows, and iOS tablets.

SmartRooms - Smarter Reduce Waste - Improve

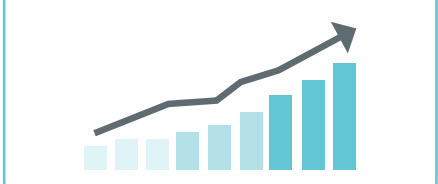
Meeting Room Users

Users can book as usual through the groupware!



General Affairs Manager

Understand Meeting Room Usage with Activity Logs!



IT Administrator

Cloud-based for Low Cost and Easy Deployment!




Product Lineup



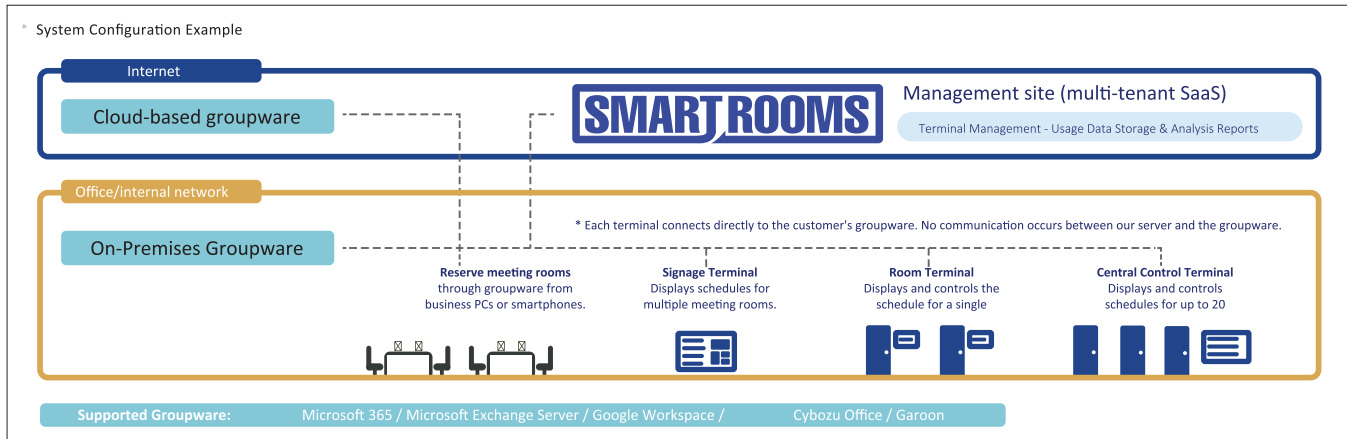
Room Display Terminal
01 terminal is installed at each meeting room to manage check-in and check-out. A speaker can also be installed in each room to play an alert



Central Control Terminal
Manage multiple meeting rooms from a single terminal. View room status at a glance. Ideal for entrances or reception areas.



Signage Terminal
Displays meeting information and room availability in a clear list. Ideal for use at reception or as a floor map display.



SmartRooms – Useful Features



Real-Time Integration

The groupware system and the room terminal sync in real time, allowing users to book and check reservations easily.

Extensions or endings of reservations are updated immediately.



Automatic Cancellation

Users start using the room by pressing the "Check-in / Enter Room" button on the room terminal.

If no one checks in after a certain time, the reservation is automatically canceled.



Instant Use

When the room is available, users can book and start using it immediately from the terminal by selecting the desired time.



End-of-Meeting Alert

An alert notifies users before the meeting ends, allowing a smooth transition for the next reservation.



English Mode

Supports Japanese and English, suitable for international and global offices.



Usage Report

Administrators can view usage logs and see graphical reports of room usage to support improvement and management (PDCA cycle).

Employee ID Integration Option



On the room terminal or desk terminal, users can start using the room by tapping their employee ID card on the device for authentication.



Note:

※ There may be restrictions depending on the usage environment and supported devices.
 ※ This is a paid option.

Usage Flow (Example)

Intuitive tablet operation allows easy input and control.



Book via Groupware

Groupware schedules are reflected on the terminal, and meeting information is displayed. When using the meeting room, users perform a check-in operation.

① If no check-in is made, the reservation will be automatically canceled.



During / After Use

After use, performing a check-out operation makes the meeting room available for others.

The status is updated in the groupware in real time.

① Reservations can also be extended from the terminal.

① An alert can sound before the meeting ends.



Check Room Availability

The vacant status of the room can be seen at a glance.

① If the room is free, users can reserve and use it

Understanding Usage Status

By analyzing meeting room usage, organizations can optimize room management and improve office layout planning.

Product Lineup



Central Terminal

Allows check-in and check-out for multiple meeting rooms from one device and shows room status at a glance.

Suitable for placement at entrances, meeting room floors, or reception areas.



Signage Terminal

Displays meeting information and meeting room usage status in a list.

Can be used as reception signage or a floor map display.



Desk Terminal

Improves the efficiency of managing flexible / free-address desks.

Users can reserve in advance via groupware or start using immediately, similar to meeting room reservations.

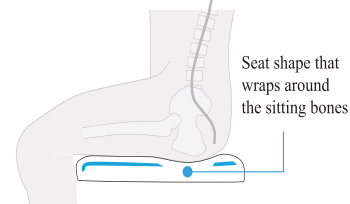
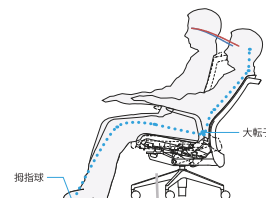
Provides comfortable and stable reclining

Real Synchro® Reclining

Focusing on the movement of the body when reclining, we can see that the force of the ball of the thumb on the sole of the foot pushing the floor is transmitted to the backrest via the pelvis.

In order to transmit this force smoothly and to achieve smooth reclining without straining the abdominal muscles, back muscles, and thighs, we designed a reclining flexion point in the greater trochanter, which is the part where the waist flexes.

While reclining, the reaction force of the backrest is felt constant, and the reclining angle can be freely controlled simply by lightly shifting the weight. It also suppresses the gap between the body and the back seat and supports a comfortable sitting posture.



GOOD DESIGN

Designed by

川上 元美

Motomi Kawakami デザイナー
(カワカミデザインルーム / 代表)



Adjust synchro mechanism



The back & seat are slanted at different angles, giving you a natural sitting experience. Back One-touch leaning to your favorite angle. It is also possible to fix the degree.

Gas type vertical adjustment



Smooth-moving gas sprig. You can adjust it according to your height and physique.

Seat depth adjustment mechanism



Adopts a method in which the front edge of the seat expands and contracts. The seat depth can be adjusted according to the physique without changing the position of the body and the backrest.

Fully adjustable elbow




Vertical adjustment



Angle adjustment

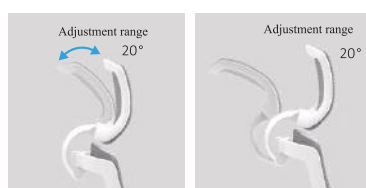
Elbow pads are soft urethane molded products. In addition to vertical adjustment of 83 mm, angle adjustment of 50° is possible. Support PC work.

Easy operation



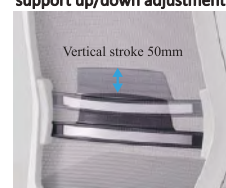
The movement and adjustment of the back and seat are performed with the levers and dials on the back of the seat. Each is placed in an easy-to-reach position and can be moved with little force, so you can easily adjust it while sitting. In addition, pictograms are displayed on each lever and dial, so that you can intuitively understand the operation contents by looking at it.

Headrest



A headrest that comfortably supports a backward-leaning work posture. The angle can be adjusted in two places.

Lumbar support up/down adjustment




The height position can be adjusted within a range of 50 mm according to different physiques and preferences.



Standard Mesh



Mixed Mesh (MX)







Take it gently, Softly Design For You

And it puts you in an active mode. The design combines comfort and freedom. It also offers adjustability and postural support to fit a variety of physiques. The Task Chair can be called "Workwear", a beautiful and comfortable garment.

Separate design and use of recycled resin

Single material decomposition rate 84%

It is designed to be easily disassembled by material using commercially available tools such as screwdrivers, hex wrenches, and hammers.

By disassembling into a single material, resin parts and metal parts become easier to materially recycle, leading to a reduction in environmental impact.



Resin recycled material ratio ~75%

We are actively using recycled materials for plastic parts, which account for the largest proportion of the components, in order to reduce the use of new petroleum resources and CO2 emissions.

For black frames, recycled materials are used for more than 60% of the resin mass, reaching 75% for some types.

Reclining mechanism



Reclining Free
Reclining stop
(Stop at any position)

The back and seat tilt at different angles. The back and seat tilt at different angles to provide natural seating comfort as well as Backrest can be fixed at the desired angle with a single touch.

Gas type vertical adjustment mechanism



Seat Tuckling

Smoothly moving gas spring. The smooth-moving gas spring allows for adjustment according to height and build.

Seat depth adjustment mechanism



The seat depth can be adjusted according to your physique. In addition, by making the back of the seat more compact, It reduces the contact area of the thighs and promotes blood flow.

Adjustable elbow



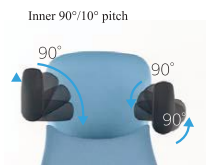
Vertical adjustment

The elbow pads are made of soft urethane molding. 120mm vertical adjustment, 60mm forward and backward adjustment, and 90° angle adjustment possible. It can flexibly accommodate differences in body size.



Fore/aft adjustment

Back & forth stroke
60mm



Angle adjustment

Inner 90°/10° pitch

Easy operation

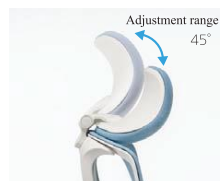


Reclining intensity adjustment (+)
Reclining angle adjustment (-)
Seat height adjustment
Reclining angle adjustment
Seat depth adjustment lever

Movement and adjustment of the back and seat are performed using the levers and dials on the back of the seat. Each is placed in an easy-to-reach location. Since it can be moved with little force, it can be easily adjusted while sitting. In addition, each lever and dial has a pictogram. The display is designed so that you can intuitively understand the operation contents by looking at it.



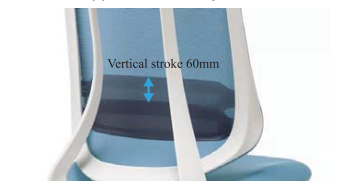
Headrest



Adjustment range
45°

Can be adjusted to any angle within a 45° range.

Lumbar support vertical adjustment



Vertical stroke 60mm

The height can be adjusted within a range of 60mm, depending on your physique and preference. The position can be adjusted.



Reflek Extra High Back
Mix Mesh Type | Black Frame
T-shaped Armrests | Black Legs



Reflek Extra High Back
Mixed Mesh Type | Light Gray Frame
Adjustable Armrests | Aluminum Legs



Reflek Extra High Back
Plain Mesh Type | White Frame
T-shaped Armrests | White Legs



Reflek Extra High Back
Plain Mesh Type | White Frame
Adjustable Armrests | Black Legs



Reflek High Back
Mix Mesh Type | White Frame
Adjustable Armrests | White Legs



Reflek High
Back Plain Mesh Type | Black Frame
T-shaped Armrests | Aluminum Legs



Relief Recreation



A)CHAIR 2

New

[EXETYPE CHAIR]



AJ2 Exclusive – A New Standard of Elegance and Durability

AJ2 Exclusive is an upgraded version of the AJ2, combining modern design with optimized ergonomics. The chair features flexible 3D Polyamide mesh that naturally conforms to the back, providing adaptive support, along with a soft seat cushion that ensures lasting comfort during extended work sessions.

A standout feature of the Exclusive version is its reinforced premium steel base, delivering superior stability and a refined appearance—perfectly suited for professional workspaces.

Designed by

浅香嵩 / 浅香秋也

Takashi Asaka / Akiya Asaka
Design Studio Tryform



Function:

Reclining mechanism



The back reclines in the range of 20°. In addition, the position of the back can be fixed at the time of the most forward tilt and the last tilt (18°).

Gas type vertical adjustment




The smooth-moving gas spring allows adjustment according to height and build.

Seat depth adjustment mechanism



The seat depth can be adjusted according to the physique. In addition, by making the back of the seat more compact, the contact area of the thighs is reduced, which leads to the promotion of blood flow.

Easy operation



A single grip lever can be used to fix the reclining position and adjust the seat up & down. You can intuitively understand the operation method with pictograms on the lever surface.

Adjustable elbow



Elbow pads are soft urethane molded products. Up and down adjustment of 80mm and front and back adjustment of 105mm are possible. Rotates 23° inward when fully forward.

Variations:



AJ2EX-Full Black
N/a Headrest & Hanger

AJ2EX-Back Slate Grey
N/a Headrest & Hanger

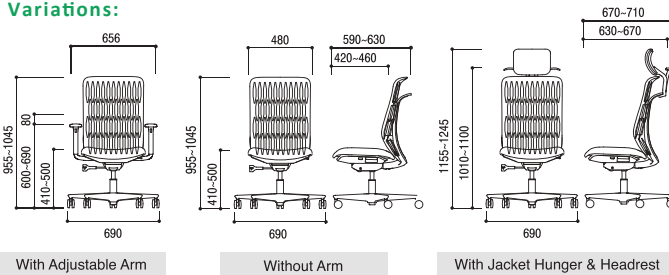
AJ2EX-Back Slate Grey
With Hanger

AJ2EX-Full Black-L Shape
With Headrest & Hanger

AJ2EX- Slate Grey
With Headrest & Hanger

AJ2EX- Slate Grey - L Shape
With Headrest & Hanger

Variations:



Ash Grey




Slate Grey



Black

Mesh color:





Quiet Strength



A)CHAIR 2

[エージェイ チェア 2]



A Refined Identity.

The AJ Chair stands out with its bold silhouette and signature 3D mesh. Enhanced with richer cushions, it offers an elevated level of comfort. Now wrapped in an elegant three-tone mesh, its sophisticated design brings a chic, cool, and casual touch—making a striking statement in any interior.

Designed by

浅香嵩 / 浅香秋也

Takashi Asaka / Akiya Asaka
Design Studio Tryform



Established in 1979.

In Uchida Yoko's office chair development, Takashi Asaka has been involved since 1993, and Shūya Asaka since 2000. They have played a key role in design development that embodies the manufacturer's philosophy and technology. Takashi Asaka has served as the chairman of the Japan Industrial Designers'

Reclining mechanism



The back reclines in the range of 20°. In addition, the position of the back can be fixed at the time of the most forward tilt and the last tilt (18°).

Gas type vertical adjustment




The smooth-moving gas spring allows adjustment according to height and build.

Seat depth adjustment mechanism



The seat depth can be adjusted according to the physique. In addition, by making the back of the seat more compact, the contact area of the thighs is reduced, which leads to the promotion of blood flow.

Easy operation



A single grip lever can be used to fix the reclining position and adjust the seat up & down. You can intuitively understand the operation method with pictograms on the lever surface.

Adjustable elbow



Elbow pads are soft urethane molded products. Up and down adjustment of 80mm and front and back adjustment of 105mm are possible. Rotates 23° inward when fully forward.



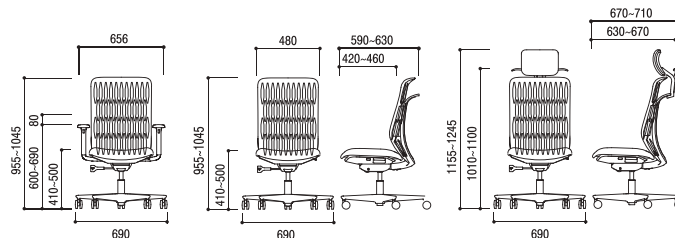
MESH COLOR



Ash Grey

Slate Grey

Black



With Adjustable Arm

Without Arm

With Jacket Hanger & Headrest

Variations:



Ash Grey Mesh without Armrest

Black Mesh with Adjustable Armrest

Slate Grey Mesh with Headrest & Adjustable Armrest

Slate Grey Mesh with Jacket Hanger & without Armrest

Slate Grey Mesh with Jacket Hanger & Adjustable Armrest

Ash Grey Mesh with Headrest, Jacket Hanger & Adjustable Armrest



CARISSA 2

カリッサ 2



Simpler and more comfortable.

The seat cushion has plenty of room, and the backrest is compact yet feels spacious. It retains its timeless, classic feel, while still being cost-effective and easy to use. CARISSA has been reborn.

Reclining mechanism




The back reclines in the range of 20°. In addition, the position of the back can be fixed at the time of the most forward tilt and the last tilt (18°).

Gas type vertical adjustment




The smooth-moving gas spring allows for adjustment according to height and build.

Seat depth adjustment mechanism



The seat depth can be adjusted according to the physique. In addition, by making the back of the seat more compact, the contact area of the thighs is reduced, which promotes blood

Easy operation



A single grip lever can be used to fix the reclining position and adjust the seat up and down. You can intuitively understand the operation method with pictograms on the lever surface.

Adjustable elbow UAAW type/UAAB type



Elbow pads are soft urethane molded products. Up and down adjustment of 80mm and front and back adjustment of 105mm are possible. Rotates 23° inward when fully forward.



CR2A-130MWB-APA
5-370-3100



CR2A-130MWB-APA
5-370-3102



CR2A-130MWB-APA
5-370-3103



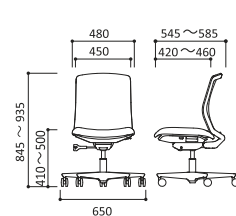
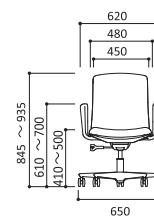
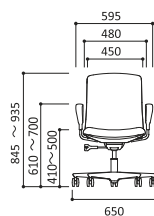
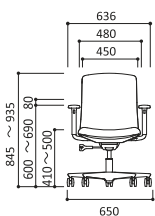
CR2A-120MWB-RPU
5-370-7355




CR2A-110MWB-LPU
5-370-6377



CR2A-100MWB-NPA
5-370-5107



MESH FABRIC



SEAT FABRIC



Cat. No.	Model No.	Name	Frame	Back	Seat	Armrest	Headrest
5-370-35A0	'CR2A-331MWB-A PA	UCHIDA Carissa2 High Back Chair /Black	Black	Mesh (Black)	Fabric (Black)	T-Armrest	X
5-370-85A2	'CR2A-331MWB-A PA	UCHIDA Carissa2 High Back Chair /Black and Gray	Black	Mesh (Gray)	Fabric (Black)	T-Armrest	X
5-370-31A0	'CR2A-131MWB-A PA	UCHIDA Carissa2 Middle Back Chair /Black	Black	Mesh (Black)	Fabric (Black)	T-Armrest	X
5-370-81A0	'CR2A-131MWB-A PA	UCHIDA Carissa2 Middle Back Chair /Black and Gray	White	Mesh (Gray)	Fabric (Black)	T-Armrest	X
Size (W x D x H) (High Back)			650 x 650 x 900~990mm				
Size (W x D x H) (Middle Back)			650 x 650 x 838~928mm				





Even if placed in a brightly colored office, The coloring is harmonious and comfortable.

Various functionalities designed with the seat occupant in mind.

「ANYZA」 FOR ANYONE, ANYTIME, ANYWHERE.



Use the biomass plastic
Using plant-derived poly as the material for the urethane cushion, achieving 25% contributing to the prevention of CO2 in the environment and global warming



Gas type vertical adjustment



By adjusting the height of the seat, you can obtain the appropriate sitting comfort that suits the physique of the person sitting.

Reclining mechanism



Only the back reclines (inclines) freely.

Reclining strength adjustment mechanism



By operating the knob under the seat, you can adjust the reclining strength of the backrest according to your body type and preference.

Easy operation



Control levers and buttons are located on the back of the seat for easy access. Both are easy to operate.

Cushion removal



Even if the seat surface is extremely dirty or damaged, you only need to replace the cushion.

※ The back will be replaced for each part. (Both mesh type and cross type)

3D curved biourethane



The urethane cushion that makes use of the three-dimensional curved surface provides a comfortable sitting experience. We use urethane made from plant-based materials that is hard to set and has a soft feel.



AMF-110W



AMF-110B



AF-130W

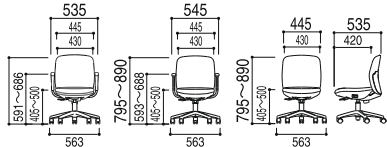


AF-130B



Separately available in two-tone color We will respond.

Mesh type

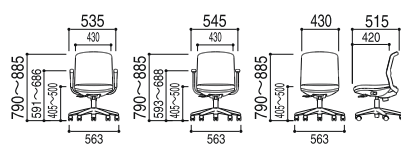


Ring elbow

L-shaped elbow

None elbows

Cloth type



Ring elbow

L-shaped elbow

None elbows

	Back	Seat	Armrest	Headrest
Mesh type	(BK-M)	(ABL-M)	(DB-M)	(OR-M)
Cloth type	(DG-M)	(BL-M)	(DB-M)	(GG-M)
	(WR-M)	(BK-M)	(GR-M)	(OR-M)

Cat. No.	Model No.	Product Name	Frame	Back	Seat	Armrest	Headrest
5-301-3604	AMF2-110W	UCHIDA ANYZA / Aqua blue/L-Shape	White Gray	Mesh (LTE)	Fabric (LTE)	Fixed elbow	-
5-301-4609	AMF2-110B	UCHIDA ANYZA / Wine Red / L-shaped	Black	Mesh (MRE-K)	Fabric (WR-M)	Fixed elbow	-
5-301-1301	AF-130W	UCHIDA ANYZA / Black / L-shaped	Black	Urethane (DG-M)	Bio-urethane (DG-M)	Fixed elbow	-
5-301-2804	AF2-130B	UCHIDA ANYZA / Dark Bue / Ring elbow / Cloth Type	Black	Urethane (MBL-K)	Bio-urethane (DB-M)	Fixed elbow	-
Size W x D x H (Mesh Type)			563 x 535 ~x591 ~686 (mm)				
Size W x D x H (Cloth Type)			563 x 515 ~x790 ~885 (mm)				
Weight			11.4kg				





Three backstyles to meet the needs of workers.

Highback, lowback, and fullback. It is suitable for a variety of work situations, such as meeting spaces, according to the preferences of workers and work styles.

Long stroke up & down



Achieves a long stroke vertical adjustment range while keeping the minimum sitting height low. We provide the best height for more people.

Free sync mechanism



When you put weight on your back, the back and seat will tilt at different angles in conjunction with each other. It reduces the pressure on your thighs and your clothes when you recline, giving you a natural sitting experience.

Ring elbow



5-340-0903

T type elbow



5-340-0901

Jacket hanger



5-340-0940

Hanger main body/nylon resin molding.
* When you hang your jacket, pull it up and use it.
* Low back type cannot be used.

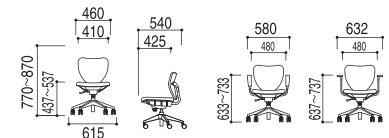
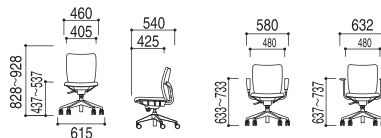
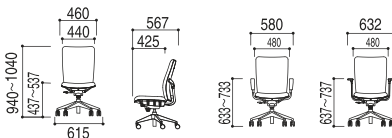
Full back



High back



Low back




Material Quality	Legs	Reinforced plastic (PAGF)
	Caster part	Nylon casters/ Urethane casters (φ60mm)

Two-tone type cloth upholstered (C-210)
100% polyester



Single color type, upholstered (C-210)



Cat. No.	Model No.	Name	Frame	Back	Seat	Armrest	Headrest
5-340-4110	EF2-310	EPO2 High Back Chair (Black) w/Armrest	Black	Fabric (Black)	Fabric (Black)	T-Armrest	X
5-340-4010	EF2-300	EPO2 High Back Chair (Black) w/o Armrest	Black	Fabric (Black)	Fabric (Black)	X	X
5-340-3124	EF-410 (EPO)	EPO High Back Chair (Blue) w/Armrest	Black	Fabric (Blue)	Fabric (Black)	T-Armrest	X
5-340-3128	EF-400 (EPO)	EPO High Back Chair (Red) w/Armrest	Black	Fabric (Blue)	Fabric (Black)	T-Armrest	X
Size (W x D x H)			615 x 540 x 828~928 (mm)				
Weight			12.8 Kg				





A tied-up task chair increases productivity and adds a chic touch to your work environment.

Design and comfort, interior design and ergonomics
A new option for tailoring your workplace.



Function:



We developed a reclining mechanism that allows the extremely thin resin frame to flexibly deform, resulting in an overwhelmingly light and airy silhouette. It is comfortable and easy to use, and will raise the quality of your interior in terms of both function and design.



The backrest can be reclined up to 16° and can be fixed in the front position.



The back and seat tilt at different angles for a natural recline. A weight-sensing mechanism adjusts the recline force automatically, ensuring comfortable support from work to relaxation without any operation.



The armrest pads can be adjusted by lifting them up (adjustment stroke: 80 mm) without the need to operate a lever. If you lift them further from the highest position, the lock will be released and they can be lowered to the lowest position.



It can rotate inward up to 75°.



The lumbar backrest curves forward to support the pelvis, helping you work in a healthy posture that maintains the S-curve of the spine.

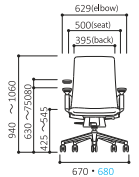


The smoothly retractable gas-type height adjustment mechanism has a stroke of 120 mm, allowing the seat height to be adjusted to suit a wide range of heights and builds.

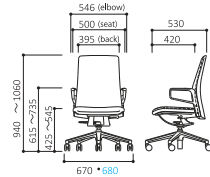


Adjust the seat height by lifting the easily accessible lever on the bottom right of the seat.

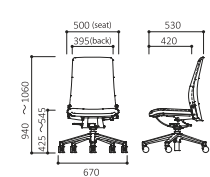
Specification:



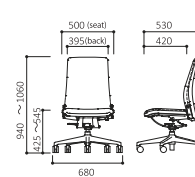
Aluminum legs
Adjustable elbow



Aluminum legs
Ring elbow (painted/polished)



Aluminum legs, no armrests



Resin legs, no armrests

Mesh color:

Material: 70% Acrylic, 30% Wool



Mixed upholstery, Adjustable armrests, Resin legs, light gray



Plain upholstery, black resin & legs frame, adjustable armrests.



Plain upholstery, light gray frame, light gray aluminum Elbows & Legs



Mixed upholstery, Light gray frame, polished aluminum Elbows & Legs



Traditional upholstery, black frame ring, polished aluminum Elbows & Legs



Dress upholstery, black frame ring, painted elbows, black resin legs

ウチダのサステナブル

UCHIDA's SUSTAINABLE

バイオウレタン



非可食性の植物「トウゴマ」の種子からヒマシ油を搾出し、化学合成することで得られるバイオポリオールを25%使用し、バイオプラスチックの認定を取得。
従来のウレタンクッションと比較して、低反発でしっとりとした感触や、熱や湿度に対する耐久性が良いという特徴があります。

対象製品：Reflek/Nimbus/KRENE/Anyza/Aptea/Cazetora

バイオマス配合のプラスチック



対象製品：仕切り・トレイになるキャリアボックス (BIO ベージュ色)

日常的に食している「たまご」の副産物である卵殻をプラスチックに添加したバイオ素材を使用しています。食品加工工場などが廃棄している卵殻を使用しており、廃棄物削減に貢献しております。また、バイオ素材を使用することでプラスチック成分を従来素材比で約35%削減し、CO₂排出量を同比で約12%低減しています。

再生クロス



対象製品：日本の木でできたベンチ

日本の木でできたベンチの張地は、生地の65%が環境対応の素材で作られています。15%がサトウキビの廃糖蜜など再生資源をPET樹脂の成分に置き換えた素材を一部に使用した植物由来原料ポリエステル繊維、50%が回収されたペットボトルをリサイクルしたポリエステル繊維です。それぞれが、化石燃料の削減・CO₂排出の削減と、廃棄するモノの再生資源の活用でゴミの削減と循環型社会に貢献しています。

再生プラスチック



構成部品のなかで最も高い構成比率を占める樹脂部品には積極的にリサイクル材を使用し、新たな石油資源使用の削減と、CO₂排出削減を図っています。ブラックフレームにおいては樹脂質量の60%以上に再生材を使用し、タイプによっては75%に達します。

変化を前提としたシステムである SmartInfill。元々は Box in Box の発想から生まれたシステムですが、転用・組み替えが可能なので、使い方を変えながらもサステナブルに貢献。



bottlium®は、回収されたペットボトルから生まれる高品質オーガニックペレットです。このペレットからさまざまな繊維製品が生まれます。
対象張地：C271/C264

RENU®は、これまで廃棄されてきた衣類や断裁くずを有効活用しサーキュラーエコノミーの実現を目指す取り組みです。
対象張地：C235/C264

LEMNA 働き方をつくるテーブル

働き方に合わせて自在にコーディネートができるバリエーションと、さりげなく組み込まれた機能性がオフィスワークをサポートします。



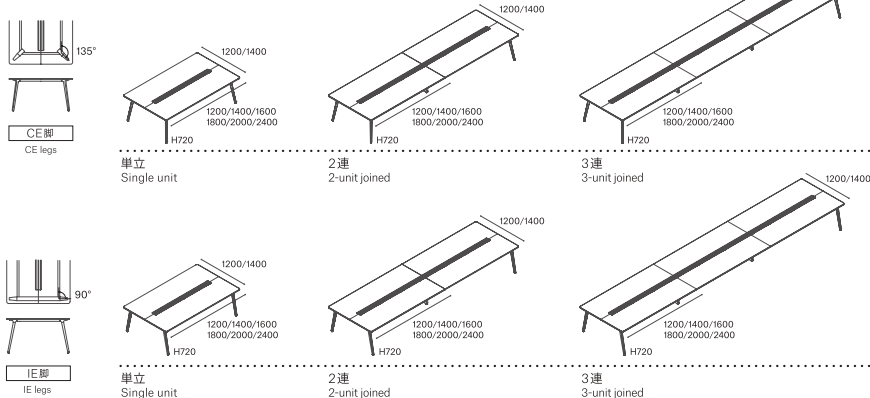
GOOD DESIGN

Designed by

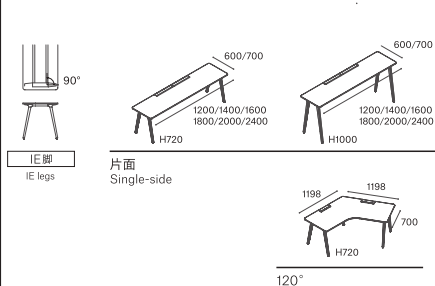
藤森 泰司
 Taiji Fujimori 家具デザイ
 (藤森泰司アトリエ / 代表)



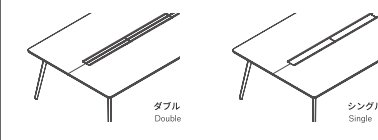
Double-sided Type



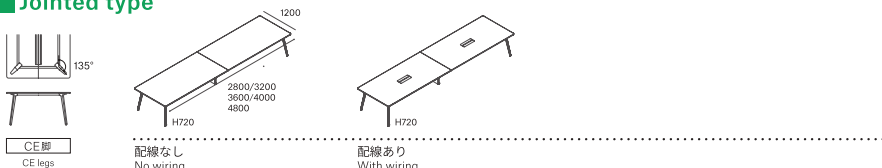
片面タイプ Single-side Type



配線ダクトカバー Wiring duct cover (両面タイプ用) (For Double-sided Type)

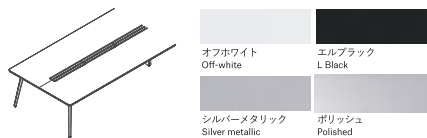


Jointed type



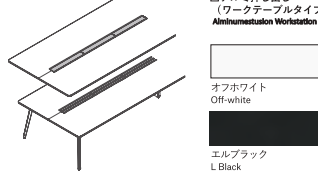
脚 Legs

□アルミダイキャスト Aluminum die-cast

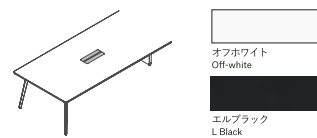


配線カバー Wiring cover

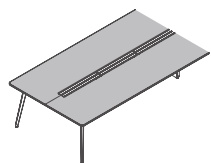
□アルミ押し出し (ワークテーブルタイプ) Aluminum Workstation Type



□スチール (Eチンクテーブルタイプ) Steel (Meeting table type)



天板 Tabletop



□メラミン化粧板 Melamine facing



□突板 Veneer



□アクリル化粧板 Acrylic facing



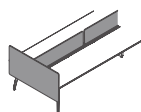
□国産材 Domestic timber



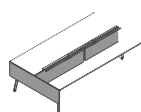
オプション Options

■ パネル Panel

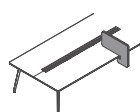
デスクトップパネル Desktop panel




幕板 Modesty panel



オーバーハングサイドパネル Overhang side panel



□クロス (ポリエステル100%) Cloth (Polyester100%)



□別製対応クロス (ニューウール混毛90%・ナイロン10%) Custom made cloth (90% New wool (worsted), 10% Nylon) textile by Kvadrat





PLENAtable 2

[プレナテーブル2]



Basic Color Variations for Any Office

A lineup of basic color options that blend easily with various office environments. Designed to naturally fit into office spaces while creating a refined and modern impression. The panel colors add subtle accents, bringing a touch of personality and comfort to the workplace.

■ Cross Fabric Colors (C-228)

■ Recycled Polyester 51% / Polyester 49%



Slate Gray Sand Gray Navy



Mimosa Teal Blue Lime Green

■ Ceiling Panel Colors

Standard Colors



Pure White Light Fine Wood



Natural Fine Wood Dark Fine Wood

■ Case / Frame Cover Colors



Off White Black



■ Leg Colors



■ Leg Types



Adjuster Caster (wheels)



Uses dual-wheel casters with a lift-lock mechanism. When locked, the stopper touches the floor to securely fix the unit in place.



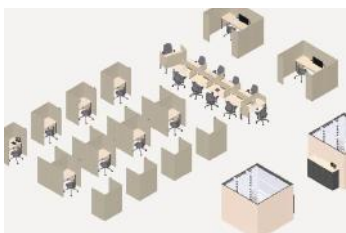
TABLE WORK



HIGH PERFORMANCE WORK



COLLABORATION WORK



SOLO WORK



OPERNA2



OPERNA2

高さ調整は
レバースイッチひとつ
使い心地の良い
電動昇降デスク

Intuitive lever switch with stepless height adjustment

1 Stepless adjustment to just the right height



The height can be adjusted steplessly from 660 ~ 1260 mm for the adjuster type and 720 ~ 1320 mm for the caster type. To adjust the height of the top plate, simply operate the lever switch. The operating noise is designed to be quiet in consideration of the surroundings.

2 Intuitive lever switch



When the lever is raised, it rises, and when it is lowered, it descends. Both elevation and descent are stopped by releasing your hand from the lever at just the right height. Height indicator with memory function.

3 The height of the top plate can be controlled by operation from a smartphone.




By setting the desk height that suits you, you can improve your work concentration and work efficiency. In addition, by changing your work posture from sitting or standing, you can expect a refreshing effect on your mind and body.

4 Change your work posture to improve your focus and efficiency at work



By setting the desk height that suits you, you can improve your work concentration and work efficiency. In addition, by changing your work posture from sitting or standing, you can expect a refreshing effect on your mind and body.

5 Vibration sensor



It is equipped with a vibration detection sensor that automatically stops the operation when it detects vibration on the top panel while raising and lowering.

Expanding work styles in various types

Desk type

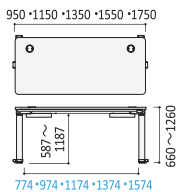
Bench Type

Worktable Type

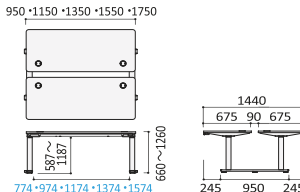
Worktable Type



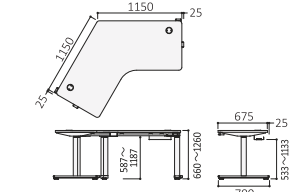
WS147AJ



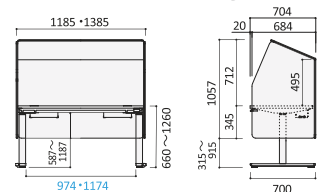
WS1414AJ



WT1200WNF



WS147AJ



Choose the leg type



Adjuster type designed to level uneven flooring surfaces

Caster-equipped for easy and flexible layout adjustments



Locked

Unlocked

Caster Features: Uses lift-lock twin-wheel casters that prevent movement by pressing a stopper against the floor when locked. Also equipped with an adjuster function for height adjustment.

Color variations



Body Color



Specify the body color or Specify the board color

Top plate color Standard Color



Premium color (Teatrous melamine)

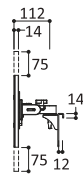






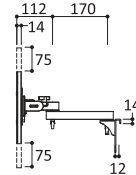
■ Desktop frame mounting type

Supported desk: Arcena Desktop Frame D-MOLO-OP



Under 7kg

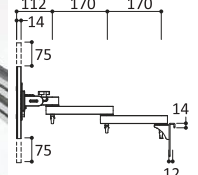
■ 0 Arm 1 Face
Monitor arm EG DTFM-0AS BK
5-195-1100



Under 7kg

■ 1 Arm 1 Face
Monitor arm EG DTFM-1AS BK
5-195-1110

*Do not use the product for extended periods with your arm outstretched.



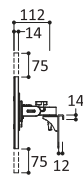
Under 5kg

■ 1 Arm 1 Face
Monitor arm EG DTFM-2AS BK
5-195-1120

*Do not use the product for long periods of time with the arm extended.

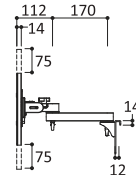
■ Low beam/Rail-equipped desktop panel mounting type

Supported desk: Arcena low beam Arcena panel with rail OPERNA low beam SCAENA low beam SCAENA panel with rail



Under 7kg

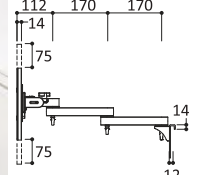
■ 0 Arm 1 Face
Monitor arm EG LBM-0AS BK
5-195-1130



Under 7kg

■ 1 Arm 1 Face
Monitor arm EG LBM-1AS BK
5-195-1140

*Do not use the product for extended periods with your arm extended



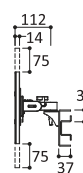
Under 5kg

■ 2 Arm 1 Face
Monitor arm EG LBM-2AS BK
5-195-1150

*Do not use the product for long periods of time with the arm extended.

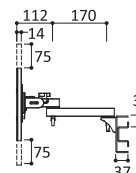
■ Optional beam mounting type

Supported desk: LEMNA COMMONS-i



Under 5kg

■ 0 Arm 1 Face
Monitor arm EG OPBM-0AS BK
5-195-1160

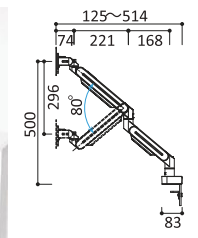


Under 5kg

■ 1 Arm 1 Face
Monitor arm EG OPBM-1AS BK
5-195-1170

*Do not use the product for long periods of time with the arm extended.

■ Clamp Desk mounting type (top tightening type)



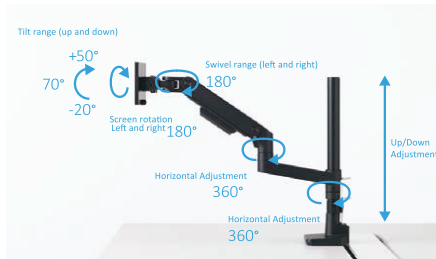
Under 7kg

Monitor Arm EG Top Clamp 1A BK
5-195-1000



Angle and Up/Down Adjustment

Flexible angle adjustment and vertical adjustment at the support pole allow for customization to suit various uses and user body types. The screen can also be rotated for vertical orientation.



*The range of motion may be limited depending on the monitor.

Dual monitor compatible

With the top-tightening clamp dual-arm type, two monitors can be mounted on a single support pole.



Supports large monitors

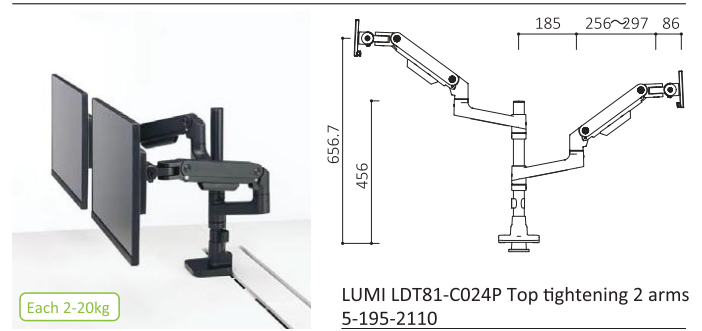
With a maximum load capacity of 20 kg, it can accommodate large or curved monitors.



Single-arm with top-tightening clamp



Dual-arm with top-tightening clamp



Desk shade



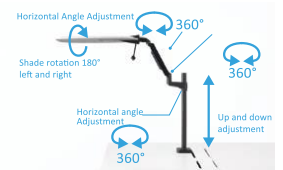
Reduces screen reflections

It reduces reflections from ceiling lights and external sources on monitors, tablets, and other screens, supporting tasks that require a high level of concentration.



Angle and vertical adjustment

The handle allows for flexible adjustment, letting you adapt it to the lighting conditions and situation at each seat.



Customizable upon request

When used with the Meerkat monitor arm, it helps create a space-saving work environment. For more details, please contact our sales representative.



Desk shade/Mayu 9060 Gray
5-195-3000

* Shade size/W900xD600mm
* Shade/Non-woven fabric

UCS DESK



EXPAND YOUR IDEAS ON OPTIMIZING USE OF SPACE "CONVENTIONAL AND STEADY"

The Japanese style desk system makes it easy to shape different workspaces to support the wide-ranging demands of individual and teamwork.



PLAIN DESK		
Model No.	W x D x H mm	Color
UCS-107P	1000x700x700 or 720	White
UCS-127P	1200x700x700 or 720	White
UCS-147P	1400x700x700 or 720	White

FIXED SINGLE PEDESTAL DESK		
Model No.	W x D x H mm	Color
UCS-107S	1000x700x700 or 720	White
UCS-127S	1200x700x700 or 720	White
UCS-147S	1400x700x700 or 720	White

FIXED DOUBLE PEDESTAL DESK		
Model No.	W x D x H mm	Color
UCS-147D	1400x700x700 or 720	White
UCS-167D	1600x700x700 or 720	White


Tabletop:

30mm tabletop with high pressure melamine decorative plate.



Body:

0.7mm gauge steel




30mm Tabletop

Good supporting, with high pressure melamine decorative plate



Key Lock

1 key for all locks of drawers



Pen Tray

Removable, keep your table neat and tidy



Code Hole

2 large code hole with slide plastic cover are equipped as standard for wiring on desktop board.



Full Suspension Rail

Easy to pick up the things inside the drawer

OPTION

UPD-04 is a mobile pedestal W380 x D470 x H600mm, UCHIDA Mobile Pedestal (Side Wagon) UCS-II, Anti-Tilt Mechanism, 5 Casters, Key Lock



5th Castor



Castor



UMP-3860K

ST-1100N

ミーティングテーブル



STN 7575WH White Top



STN 9090BK Grey Ash Top



STN 7575CR Pale Walnut Top



STN 1275WH Pale Walnut Top



STN 1890BK Pale Walnut Top



STN 1890CR Grey Ash Top

WHITE LEG

D mm	W mm	Item Name
750	750	STN 7575WH
	1200	STN 1275WH
	1500	STN 1575WH
	1800	STN 1875WH
900	900	STN 9090WH
	1800	STN 1890WH

BLACK LEG

D mm	W mm	Item Name
750	750	STN 7575BK
	1200	STN 1275BK
	1500	STN 1575BK
	1800	STN 1875BK
900	900	STN 9090BK
	1800	STN 1890BK

CHROME LEG

D mm	W mm	Item Name
750	750	STN 7575CR
	1200	STN 1275CR
	1500	STN 1575CR
	1800	STN 1875CR
900	900	STN 9090CR
	1800	STN 1890CR

Leg



Frame Color



Black

Table Top



S-White



Pale Walnut



Ash Grey



Grey

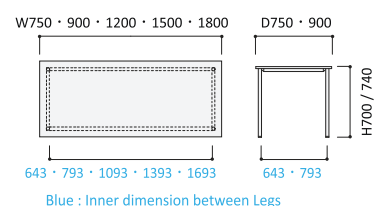


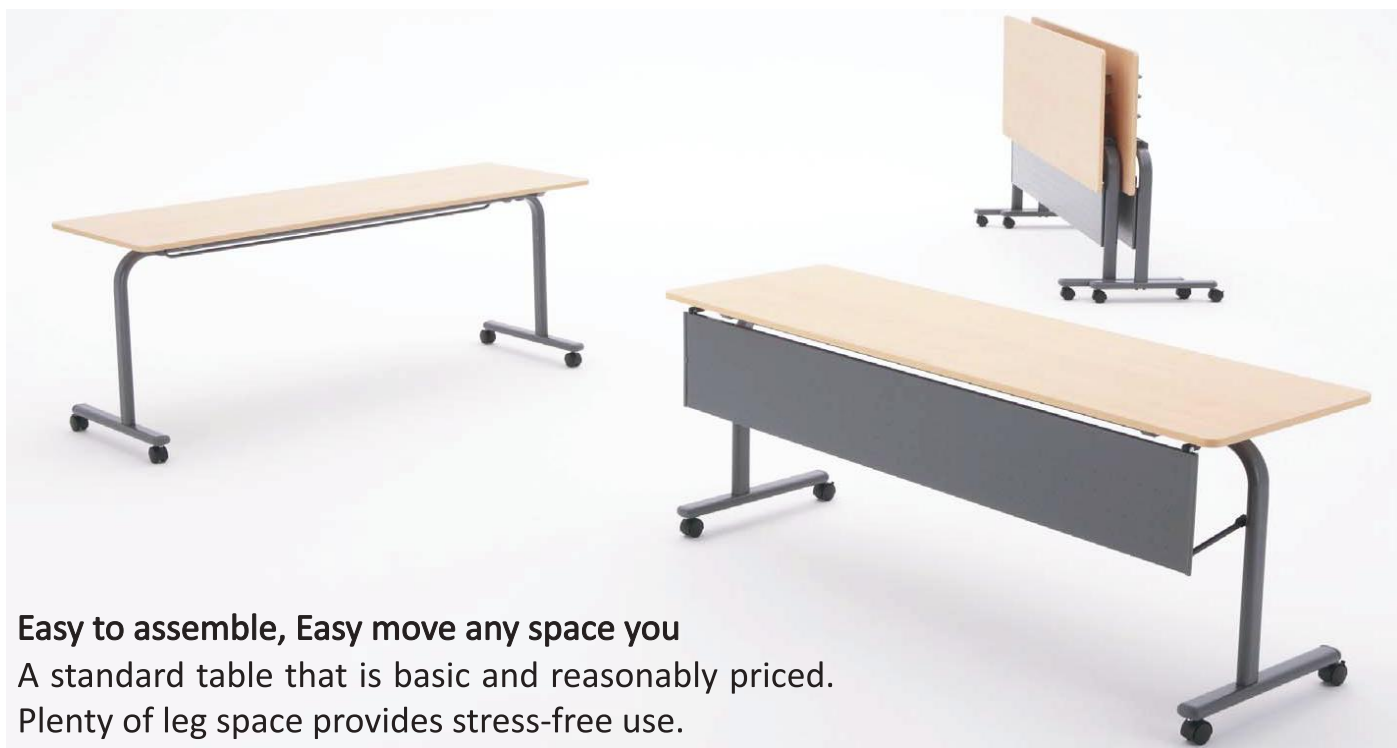
MK-Maple

ST-1100N series specifications

- * H700mm common
- * Top plate/surface material: melamine decorative board,
- * Edge: PVC resin, core material: particle board
- * Top plate thickness/18mm
- * Legs/plated legs: Steel round pipe (31.8mm), chrome plated white painted legs,
- * Black painted Legs: Steel round pipe (31.8mm), powder coated

Dimension





Easy to assemble, Easy move any space you
 A standard table that is basic and reasonably priced.
 Plenty of leg space provides stress-free use.

■ With table board



The W1800mm type table has wide legs and can accommodate 3 chairs with pipe legs.



A-Stack - MD Maple

Cat. No.	Model No.	Name	Table Top	Modesty Color
6-173-2724H	1560MT	UCHIDA A-Stack Folding desk	GD-Maple	Gray
6-173-2734H	1860MT	UCHIDA A-Stack Folding desk	GD-Maple	Gray
Size W x D x H		W1500 x D600 x H740/ W1800 x D600x H740		
Weight				

■ Without table board



Highly visible orange is used for the lever. Just by pulling the lever forward, you can easily fold it



A-Stack - S White Maple

Cat. No.	Model No.	Name	Table Top	Modesty Color
6-173-2722H	1560MT	UCHIDA A-Stack Folding desk	S-White	Gray
6-173-2732H	1860MT	UCHIDA A-Stack Folding desk	S-White	Gray
Size W x D x H		W1500 x D600 x H740/ W1800 x D600x H740		
Weight				

■ Colors

Simple & delicate colors

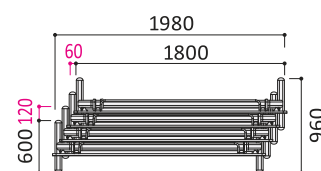
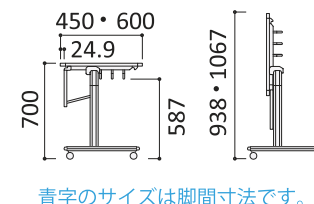
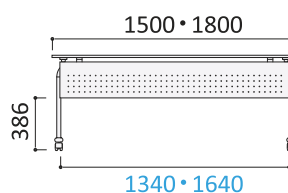


Table Specifications

- Height/H700mm common
- Top plate/Surface material: Melamine decorative board, Edge: PVC, Core material: Particle board
- Top plate thickness/18mm
- Curtain plate/steel embossed, with resin end cover, shade gray painted finish
- * Legs/Steel pipe, shade gray color painting
- *Casters/Two-wheeled casters with stoppers in two places on the front





Smart Space System



ミーティング®チェア FM-265



A compact and stylish slide stack chair.

Simple design & high mobility match various scenes such as desk side and communication scene



It has a compact design that can fit 3 tables into the W1800 stack table. It can be used comfortably for seminars and small meetings.



Slide stacking allows the legs of one chair to slide under the previous chair for easy stacking.



Urethane casters



Design rubber casters

Urethane casters and designed rubber casters are also available as separate products.



FM-265W

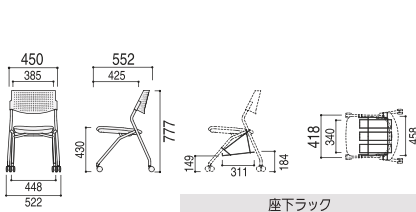
FM-265W

FM-265W

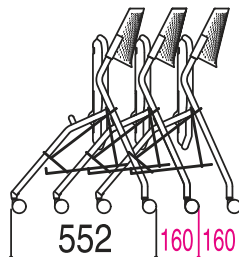
FM-265W

FM-265B

FM-265B



座下ラック



Light Gray

Dark Gray

Navy

Moss Green

Rose

How to calculate the stacking width (depth)

552 mm + (n-1) x 160 mm

n = number of chair legs to stack

For example, in the case of 5 Legs,

552 + (5-1) x 160 = 1192mm

Cat. No.	Model No.	Name	Frame	Back	Seat	Armrest	Headrest
6-113-0022	FM-265B	UCHIDA FM-265 Foldable meeting chair	Metal	Black	Fabric (Dark Gray)	X	X
6-113-0001	FM-265W	UCHIDA FM-265 Foldable meeting chair	Metal	White	Fabric (Light Gray)	X	X
Size W x D x H			522 x 552 x 777 mm				
Weight			3.1kg				



MS - 12 シリーズ



Low Type

Vertical stacking



MS-12L/W MS-12L/W MS-12L/Wooden legs

The underside cover of models with wooden legs is made from biomass materials.

Up to 4 low-type chairs can be stacked.

Upholstery	Leg Color	Order Number	Item Name	Weight (kg)
Nude	White	6-450-3380	MS-12L/W	2.1
	Black	6-450-3980	MS-12L/B	2.1
Cloth covering	White	6-450-33 □□	MS-12L/W	2.3
	Black	6-450-39 □□	MS-12L/B	2.3
	Wooden legs	6-450-26 □□	MS-12L/wooden	2.2

High Type

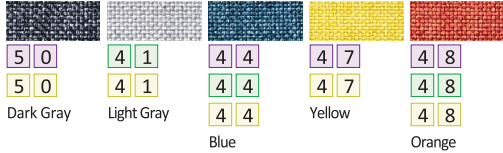


Upholstery	Leg Color	Order Number	Item Name	Weight (kg)
Nude	White	6-450-4880	MS-12H/W	2.7
	Black	6-450-4980	MS-12H/B	2.7
Cloth covering	White	6-450-48 □□	MS-12H/W	2.9
	Black	6-450-49 □□	MS-12H/B	2.9

Color variations

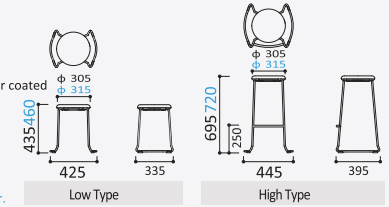
Color Please specify the number.

Cloth covering (C-271) * 100% recycled polyester (50% bottium®)



MS-12 Series Specif

- Seat: Nude PP molded product, cloth covered urethane foam cushion
- Legs: φ steel pipe legs: 12.7mm powder coated
Wooden legs: Beech wood
Uneven thickness molded plywood



*Sizes in blue are covered with wallpaper.

MS - 18



The lightweight design and two-tone color bring a vibrant touch to your space. Choose from three types to suit different settings and purposes.



Stackable up to four chairs (low type)



The mid-size design, which can be easily hung, promotes communication and fosters a relaxed meeting atmosphere.



The two-tone color on the front and back adds a vibrant touch to any space. The gently curved seat makes the stool as comfortable as a chair.

Low Type

上下スタッキング

Middle Type

High Type



MS-18LC Plating



MS-18LB Black



MS-18MC Plating



MS-18MB Black



MS-18HC Plating



MS-18HB Black

Plated legs

Order Number	Item Name	Weight (kg)
6-450-750 □	MS-18LC Plating	2.6

Black Legs

Order Number	Item Name	Weight (kg)
6-450-751 □	MS-18LB Black	2.6

Plated legs

Order Number	Item Name	Weight (kg)
6-450-753 □	MS-18MC Plating	3.1

Black Legs

Order Number	Item Name	Weight (kg)
6-450-754 □	MS-18MB Black	3.1

Plated legs

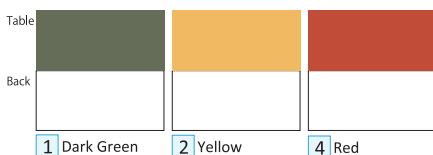
Order Number	Item Name	Weight (kg)
6-450-756 □	MS-18HC Plating	3.5

Black Legs

Order Number	Item Name	Weight (kg)
6-450-757 □	MS-18HB Black	3.5

Color variations

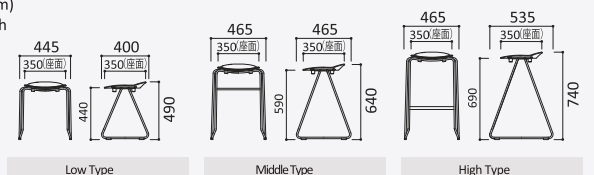
Please specify the number for the color.



1 Dark Green 2 Yellow 4 Red

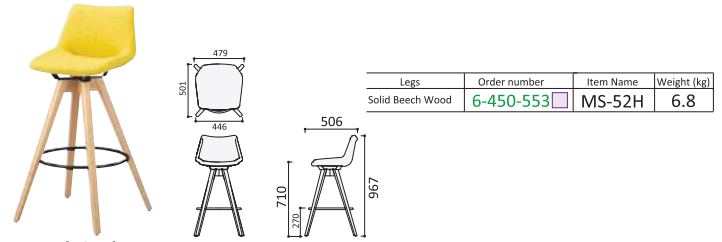
MS-18 specifications

- Seat: PP resin molded product
- Legs: High tension steel pipe (φ12.7mm)
Chrome plated finish, black painted finish

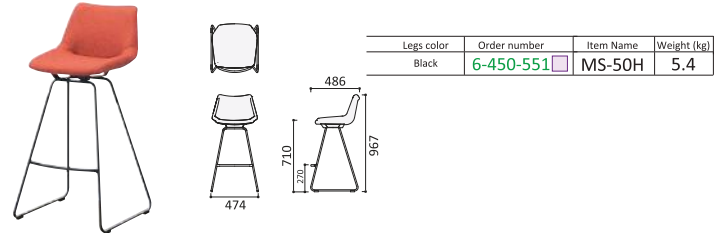




Wooden leg type



Steel pipe leg type



MS-50 Series – Specifications

Backrest & Seat: Fabric-covered urethane foam cushion

Legs:


Wooden Type: Solid beech wood

Steel Type: Steel pipe (φ12.7 mm), powder-coated finish

Color variations

Color Please specify the number.


Cloth covering (C-271) 100% recycled polyester (50% bottlium®)



RBK - 2N

Timeless, Seamless Design

Featuring a seat and back molded as a single piece, this chair offers a clean and modern silhouette. Finished with a melamine laminate surface, it is easy to maintain and ideal for high-traffic areas such as lobbies, break rooms, cafeterias, and relaxation spaces.



The standard chair can be stacked up to 6 units, while the high type stacks up to 4 units for convenient storage.

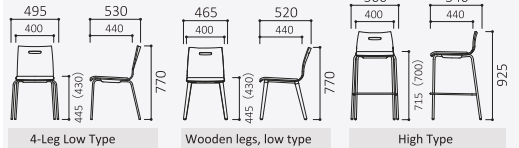
RBK-2N – Common Specifications

Backrest & Seat: Melamine-coated molded plywood

Leg Frame: High-tension steel round pipe (φ15.9 mm)

Finishes: Melamine baked paint (black or silver), chrome-plated, or black paint

Upholstery Options: Recycled polyester or vinyl leather



4-Leg Low Type

4-Leg High Type



Information	Order number	Item Name	Weight (kg)
Plated legs	6-450-5320	RBK-2N	4.0
Vinyl leather upholstery	6-450-72	RBK-2NW	5.3


Information	Order number	Item Name	Weight (kg)
Black Legs	6-450-5440	RBK-2NHB	5.2
Vinyl leather upholstery	6-450-537	RBK-2NH	5.8

Color variations



For upholstery color, please specify the number in

Fabric upholstery (C-271)

*100% recycled polyester (50% bottlium®)



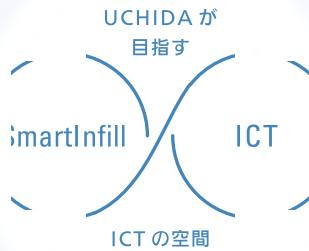
Vinyl leather upholstery (V-110)



ICTを運用する空間システムユニット


SmartInfill

[スマートインフィル]



SmartInfill Ceiling

Build an ICT space by equipping
a suspended beam with various
infrastructure



SmartInfill


System unit that allows you to easily
construct an ICT space



SmartInfill×(space+information+people) = ideal way of working

SmartInfill, a spatial system unit that can freely implement ICT devices and networks, has been introduced in many companies, local governments, schools, hospitals, etc., and is creating spaces for collaboration through mobility, cloud services, and data utilization. Masu. In order to respond to the ideal working style of individual workers, we have added "SmartInfill-Compartment", which enables a variety of space constructions from open spaces to closed spaces.

Smartinfill will continue to add new functions and evolve into an optimal system that meets the needs of the times.



ICT

SmartInfill Compartment

Build a free-standing private room that is fixed to the floor and has high sound insulation properties.



We have built a variety of spaces that can be used depending on the work mode, from open spaces to private rooms.




CLEAN ROOM AND MEDICAL FACILITY

COLLECTIONS



Process of Production



Every ESD Chair is strictly checked for conductivity before ship out.



Final cleaning is done at our cleanroom facility in our factory to secure high level of cleanliness.



For minimizing possibility of contamination, particle are squeezed out before packing



All chairs are cleanly & carefully packed by using clean controlled plastic bag.

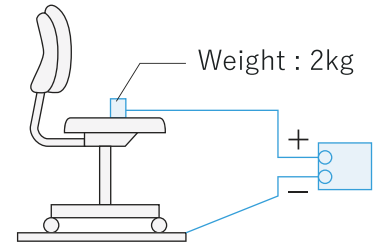
Our Medical Chairs

We have manufactured cleanroom & ESD chairs more than 20 years and are always trying to improve our quality & functions to cater to our precious customer.

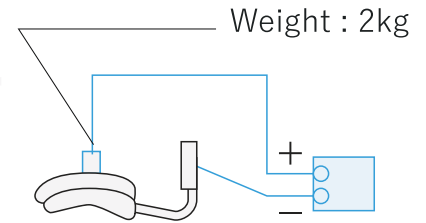
Our cleanroom chairs are produced in an environment where extra dust and dirt are not deposited. Every process are strictly controlled to meet customer demand and fulfill cleanliness and ESD global standard. Also chairs produced at our factory are packed in the cleanroom environment.

Thus it has controlled level of contamination and very easy to start using of our chairs with minimum preparation and cleaning.

Standard Static Performance Test

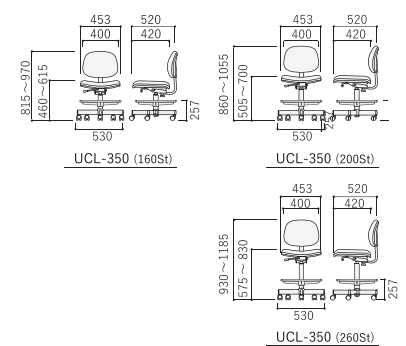
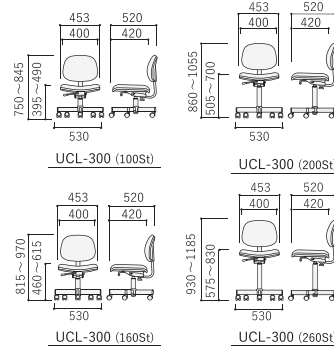


Seat to ground

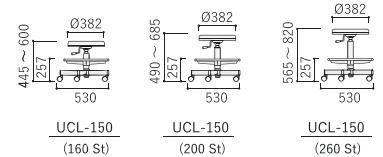
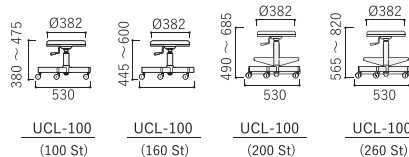


Back Frame to ground

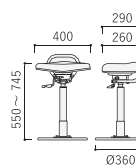
UCL - 300 Series



UCL - 100 Series




WS - 100 Series



Selectable Leather

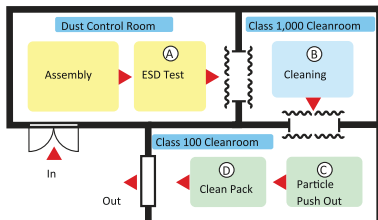
ESD B-Type 10 Ω <math>< 10</math>



Caster & Glide Option



Our Production Process



Selectable Function for our products

Feature Function	Cleanliness	ESD
Cleanliness + ESD	ISO-5 (Class100)	$10^6 < \Omega < 10^8$
ESD Only	No	$10^6 < \Omega < 10^8$
Cleanliness Only	ISO-5 (Class100)	No
General Use	No	No

NeoCUBE



- IN OFFICE
- SHOPPING MALL
- RAIWAY STATION
- CO-WORKING PLACE
- UNIVERSITY
- APARTMENT (CONDO.)
- Every where you want

NeoCUBE Private Booth

Easy Communicate, Easy Move, Work Everytime, EveryWhere

In recent years, there has been an increasing number of cases of "hybrid work", which is a combination of working remotely and working in the office, and online meetings such as webinars between members work remotely and work remotely with office workers is also increasing.

In fact-finding surveys of companies, currently top issues include lack of equipment and suitable space for video conferencing, and sound quality during calls is always a problem.

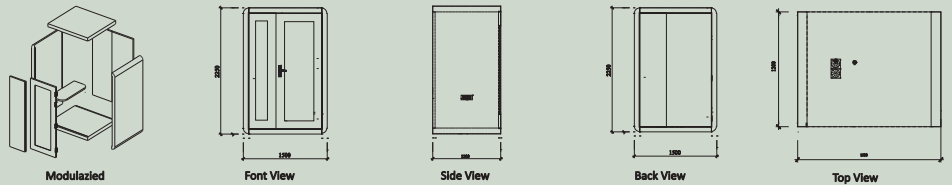
NeoCUBE Private Booth, bring you solutions for you.

In addition, a private booth can be used to focus when it is necessary to work alone, Co-working use, Work from home. In actual references, working performance has improved markedly.

All components are Modularized

Easy to delivery, Easy Set-up, Easy repalce even some parts are damaged or broken. **Standardized** quality. Keep all same quality level.

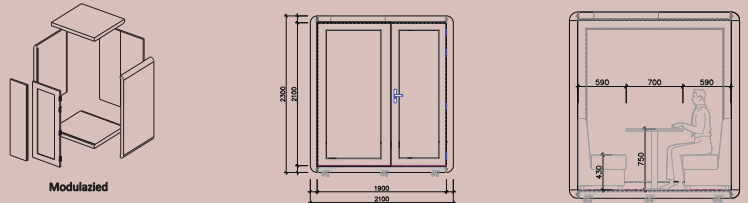
1 PERSON TYPE



Cat. No.	Model No.	Name	Soundproof foam	Noise	Fan	Floor
173-230013	NeoCUBE-PD1	NeoCUBE Premium Private Booth / White	9mm	Below 30-35Db	Yes	Milliken carpet rimix 2.0
Size W x D x H			1500 x 1200 x 2250 mm			
Weight			292 Kg			

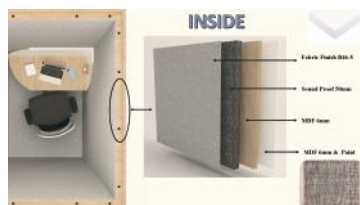
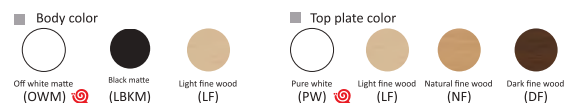

- Movability : 4 x Movable Wheel (Max. loading capacity 100kgs)
- Ventration : Aluminium Ventration Grille 80x200mm
- Power Socket : Lan CAT6, USB Charger.
- Accessories : Lan CAT6, USB Charger
- Down light : Equipped (12W-6000K)

02 - 04 PERSON TYPE



Cat. No.	Model No.	Name	Soundproof foam	Noise	Fan	Floor
173-230014	NeoCUBE-PD4	NeoCUBE Premium Private Booth / White	9mm	Below 30-35Db	Yes	Milliken carpet rimix 2.0
Size W x D x H			2100 x 2100 x 2300 mm			
Weight						

- Movability : 4 x Movable Wheel (Max. loading capacity 100kgs)
- Ventration : Aluminium Ventration Grille 80x200mm
- Sofa : Felt sofa upholstery fabric
- Power Socket : Lan CAT6, USB Charger.
- Accessories : Lan CAT6, USB Charger
- Down light : Equipped (12W-6000K)



Sound Proof

9mm Sound Absorbing Layer (foam)
The design ensures that the noise in the cabin is always below 30-35 Db (equivalent to the sound of falling leaves)

Combined with Ergonomic chair

- *Flag-ship UCHIDA office chair Japan
- *Mesh back, height adjusts, movable T-armrest.
- *Ergonomics / Universal designs. No stress for long use
- *More Comfortable and flexible for various works in a booth.
- *Enough space. Wider foot space, larger desk with movable chair.







NATURAL WOOD FEELS WARM TO TO ONE TOUCH.

The faint, volatile scent of wood has a psychological effect that relieves stress and anxiety, and is also very useful for maintaining a clean and comfortable indoor environment.

NEOCHAIR BELL



Cylindrical legs and bell-shaped back plate. The large backboard is gentle on the entire back when seated. Although it is small, it is very supportive and comfortable. It is comfortable to sit on.

NEOCHAIR CARRET



A standard design chair that is easy to match with any table. The seat has a convenient covering type that allows you to change and wash it as you like, making it very convenient.

NEOCHAIR CRON



An overall round design chair with a smooth oval back. Both the seat and the legs are circular with gentle rounded corners. Everything was done carefully. As the name suggests, it is a cute chair with a "colon" shape.

NEOCHAIR PICLE

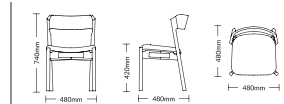
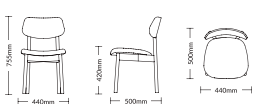


Relaxed expression, generous form. A design chair with beautifully flowing arms extending from the back. The large seat and back provide firm support, making this chair comfortable to sit on and immerse yourself in a sense of elegance.

NEOCHAIR WRAP



A simple design chair with cylindrical straight legs. The large backboard has both sides wrapped around the body. This chair is perfect for a simple, modern space.



WOOD



*You can choose the color of the wood and fabric from the "Materials" page.

FABRIC



*The photo is a perspective view, so the color and wood pattern may differ from the actual product.

Cat. No.	Product Name	Frame	Seat	Size(W x D x H)mm
BEL-C (Ash)	NeoChair BELL	Wood (3 Types)	Fabric (4 colors)	400 x 500 x 755
CAR-C (Ash)	NeoChair CARRET	Wood (3 Types)	Fabric (4 colors)	435 x 585 x 760
CRO-C (Ash)	NeoChair CRON	Wood (3 Types)	Fabric (4 colors)	490 x 490 x 725
PIC-C (Ash)	NeoChair PICLE	Wood (3 Types)	Fabric (4 colors)	514 x 530 x 760
WRA-C (Ash)	NeoChair WRAP	Wood (3 Types)	Fabric (4 colors)	480 x 480 x 740

NeoCHAIR カンティーンチェア



CANTEEN WITH ITALIAN DESIGN

Welcome to our canteen, a perfect blend of functionality and Italian design. Our canteen is more than just a place to eat; it's a culinary experience that takes you on a journey through Italy's rich heritage.

Our canteen is designed to be a social hub, a place where people can gather, connect, and enjoy good food. The open layout encourages interaction, while the comfortable seating arrangements offer a sense of intimacy.

CIRCUS



ROMBI



GAIA



VENUS



ROMBI-C



AME



Model. No.	Product Name	Frame	Seat	Back	Size(W x D x H)mm
GAI21	NeoChair GAIA Canteen Chair	Powder coating steel	PP	PP	460 x 460 x 810
AME21	NeoChair AME Canteen Chair	Powder coating steel	PP	PP	430 x 420 x 820
3003A	NeoChair ROMBI Canteen Chair	Powder coating steel	PP	PP	425 x 460 x 830
3003C	NeoChair ROMBI Canteen Chair	(Leg): Beach Wooden	PP	PP	425 x 460 x 865
CIR11	NeoChair CIRCUS Canteen Chair	PP	PP	PP	410 x 460 x 820
3060	NeoChair VENUS Canteen Chair	PP	PP	PP	444 x 550 x 812



Smart lifting desk is an ergonomic product

Developed based on conventional office desks. With a smart lifting desk, you will easily change your working posture from sitting to standing and vice versa

***Some outstanding advantages:

(1) Flexibility, easy lifting:

The lifting table allows flexible height adjustment so work can be done more conveniently and efficiently.

(2) Increase working efficiency:

When using a lifting table, the user can stand or sit at will. This helps them focus more on their work and minimize distractions.

(3) Reduce stress:

Using a lifting desk can help reduce stress and back pain when working for long periods of time.

KENTO-D



Product Name	NeoChair - Lifting table KENTO-D
Desktop Size (mm)	1200 x 600 x 15 (2-Splice Particle)
Column (mm)	55 x 55 + 50x50 (Reversed Square)
Height range (mm)	715 ~ 1165
Handset Setting	5 Keys (Up & Down + Memory Keys)
Speed	18mm/s
Noise (dBs)	50
Motor	Single (2-Stages)
Top Beam	1100mm
Feed (mm)	600
Weight (Kgs)	60
Color	Black/White/Grey

THEA DUAL



Product Name	NeoChair - Lifting table THEA Dual
Desktop Size (mm)	1400*700*18 (1-piece Particle)
Column (mm)	85*55 + 80*50 (Standard)
Height range (mm)	730-1180
Handset Setting	5 Keys (Up & Down +3 Memory)
Motor	2-Stages
Accessory	Drawer; Cable Tray; Wireless Charger
Handset Setting	5 Keys (Up & Down +3 Memory)
Weight (Kgs)	120



CREATES
YOUR FUTURE





HQ / SHOWROOM

Address : No. 52, Street 17, Binh Trung Ward,
Ho Chi Minh city, Vietnam

E-mail : info@neosys-vietloi.com.vn

Tell : (+8428) 2253 2772 / 2253 2773

Hotline : +84 902 886 117

HANNOI OFFICE

Address : No.12, Simco Alley, Tu Liem Ward,
Nam Tu Liem District, Hanoi, Vietnam

E-mail : info@neosys-vietloi.com.vn

Tell : (+8424) 6666 8117 / 6666 7117

Hotline : +84 902 886 117

株式会社 **内田洋行**

UCHIDA YOKO GLOBAL LIMITED

〒104-8282 東京都中央区新川 2-4-7
office.uchida.co.jp



グリーン購入法適合商品掲載 NEOSYS is the official distributor in Vietnam