



---THE BUNK POLICE---

EHRlich

TEST-KIT-GUIDE

INSTRUCTIONS

1. PUT YOUR SAMPLE IN THE TEST TUBE
2. ADD 1-2 DROPS OF LIQUID FROM THE BOTTLE
3. COMPARE COLOR WITH REACTIONS IN THIS BOOKLET
4. THOROUGHLY RINSE THE TEST TUBE WITH WATER
5. DRY THE TEST TUBE BEFORE RE-USE

SAMPLE SIZE

PILL: SCRAPE OFF A SMALL AMOUNT - AROUND 1/20TH OF A PILL

POWDER: USE 5 MILLIGRAMS - ABOUT THE SIZE OF A DROP OF WATER

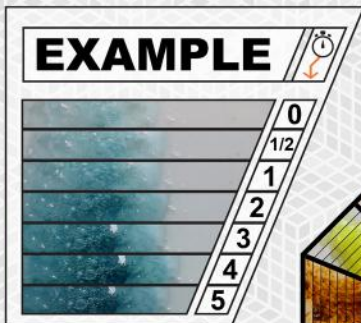
PAPER: CUT OFF A CORNER - APPROXIMATELY 1/10TH OF A BLOTTER

LIQUID: DROP A SMALL AMOUNT ON TO A PIECE OF UNTREATED PAPER AND ALLOW IT TO DRY BEFORE TESTING


WARNING! THE TESTING LIQUID IS A STRONG ACID
DO NOT GET IT ON YOUR SKIN OR IN YOUR EYES - DO NOT INGEST
USE IN A WELL VENTILATED AREA AND WEAR GLOVES & EYE PROTECTION
IF POSSIBLE. IF THE BOTTLE BECOMES BLOCKED, DO NOT ATTEMPT TO
CLEAR BY SQUEEZING. INSTEAD CLEAR THE BLOCKAGE BY SHAKING
VIGOROUSLY OR INSERTING A PAPERCLIP / SIMILAR OBJECT.

KEEP OUT OF HEAT/SUNLIGHT

DO NOT REMOVE ABSORBENT POWDER FROM CONTAINER



TIME (SECONDS)



COMPARE YOUR REACTION
FROM THE OUTSIDE TO THE INSIDE OF THE CHART
OVER SIXTY SECONDS

EHRlich

MDMA

CLEAR
REACTION
NO COLOR
CHANGE

LSD

CLEAR
REACTION
NO COLOR
CHANGE

MESCALINE

DMT

END

EHRlich

KETAMINE

CLEAR
REACTION
NO COLOR
CHANGE

MUSHROOMS

COCAINE

CLEAR
REACTION
NO COLOR
CHANGE

HEROIN

CLEAR
REACTION
NO COLOR
CHANGE

END

USING THE ADVANCED SECTION

AS YOU FLIP THROUGH THE FOLLOWING SECTION, YOU'LL SEE WHAT WE CALL "**PRESENCE CHARTS**" ON THE *LEFTHAND* PAGES AND ROUND "**COLOR SPECTRUMS**" ON THE *RIGHTHAND* PAGES.

COLOR SPECTRUMS - THESE ROUND "WHEELS" EACH CONTAIN THE COLOR REACTIONS FROM 16 DIFFERENT (LAB VERIFIED) SUBSTANCES. THE REACTIONS START AT THE OUTSIDE OF THE SPECTRUM (ZERO SECONDS) AND MOVE OVER TIME TO THE CENTER OF THE SPECTRUM (60 SECONDS.) FOR MORE INFO ABOUT READING COLOR SPECTRUMS PLEASE SEE THE **EXAMPLE ON PAGE ONE** AS WELL AS THE **TIPS & TRICKS** SECTION TOWARDS THE BACK OF THIS BOOKLET.

PRESENCE CHARTS - THESE CHARTS CAN TELL YOU WHICH OF THE RCs / CUTTING AGENTS ARE LIKELY TO BE PRESENT IN THE SUBSTANCE YOU'RE CURRENTLY TESTING. SIMPLY PUT, PRESENCE CHARTS TELL YOU WHICH REACTIONS YOU CAN EASILY RULE OUT. FOR EXAMPLE, YOU WOULD NEVER FIND DMT IN AN MDMA SAMPLE, SO WHY WASTE TIME LOOKING FOR IT?

(EXAMPLE CHART AND SYMBOL KEY CAN BE FOUND ON THE FOLLOWING PAGE)

AT THE TOP RIGHT CORNER OF THE CHART ① YOU'LL FIND A ROW OF SYMBOLS - EACH REPRESENTING A COMMONLY TESTED SUBSTANCE. TO USE THE CHART, FIRST FIND THE SYMBOL THAT REPRESENTS THE SUBSTANCE YOU'RE TESTING. FOLLOW THE LINE THAT RUNS DOWN FROM THAT SYMBOL.

RED "X" MARKS ON THIS LINE INDICATE THAT THE RC / CUTTING AGENT LISTED TO THE LEFT OF THE MARK ② HAS A HIGH LIKELYHOOD OF BEING PRESENT IN THE SUBSTANCE YOU'RE TESTING. SUBSTANCES WITH GREY "Ø" SYMBOLS ARE NOT OF CONCERN WHILE TESTING THIS PARTICULAR SUBSTANCE AND CAN BE DISREGARDED.

PRESENCE CHART - EXAMPLE

↓ 1

↓ SUBSTANCE NAME ↓



4-FA	<input type="radio"/>	<input type="radio"/>	<input type="radio"/>	<input checked="" type="radio"/>	<input type="radio"/>	<input checked="" type="radio"/>	<input checked="" type="radio"/>	<input type="radio"/>
5-MEO-DMT	<input checked="" type="radio"/>	<input type="radio"/>	<input type="radio"/>	<input type="radio"/>	<input type="radio"/>	<input type="radio"/>	<input type="radio"/>	<input type="radio"/>
25i-NBOME	<input type="radio"/>	<input checked="" type="radio"/>	<input checked="" type="radio"/>	<input type="radio"/>	<input type="radio"/>	<input type="radio"/>	<input type="radio"/>	<input type="radio"/>
CODEINE	<input type="radio"/>	<input type="radio"/>	<input type="radio"/>	<input type="radio"/>	<input type="radio"/>	<input type="radio"/>	<input type="radio"/>	<input checked="" type="radio"/>
METHYLONE	<input type="radio"/>	<input type="radio"/>	<input type="radio"/>	<input checked="" type="radio"/>	<input type="radio"/>	<input type="radio"/>	<input type="radio"/>	<input type="radio"/>

↑ 2

SUBSTANCE SYMBOL KEY



DMT



MESCALINE



LSD



MUSHROOMS



MDMA



KETAMINE



AMPHETAMINES



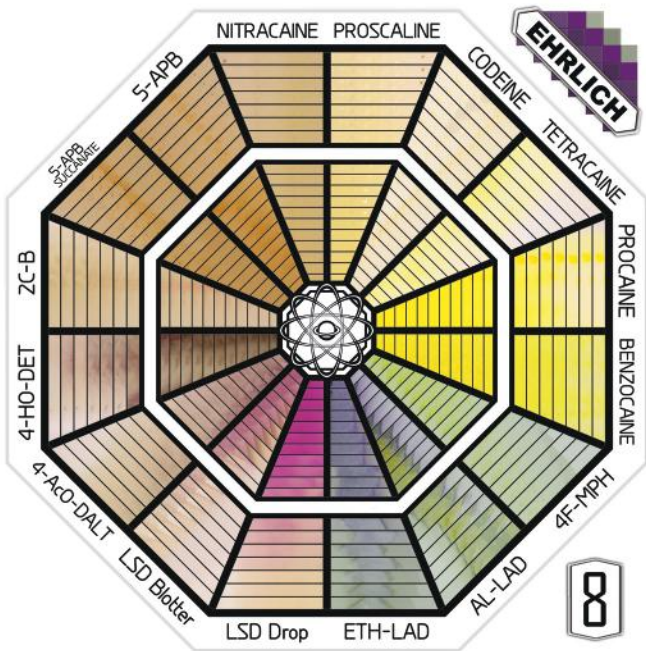
COCAINE



OPIATES



NOT AN
ADULTERANT



↓ SUBSTANCE NAME ↓



PROSCALINE



X



-



-



-



-



4F-MPH



AL-LAD



X



ETH-LAD



X



LSD Drop



LSD Blotter



4-AcO-DALT



X



X



4-HO-DET



X



2C-B



X



X



5-APB



X



5-APB SUCCANATE

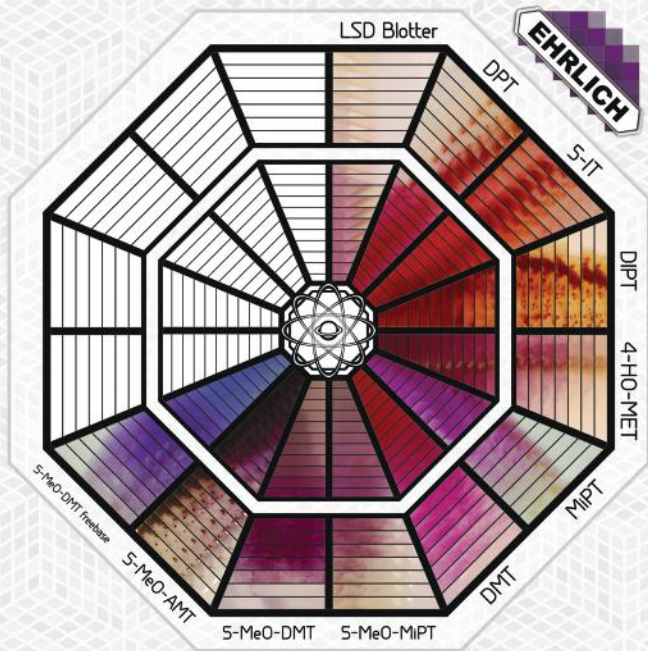


X





















































































































































-





↓ SUBSTANCE NAME ↓



LSD Blotter										
DPT										
5-IT										
DIPT										
4-HO-MET										
MiPT										
DMT										
5-MeO-MiPT										
5-MeO-DMT										
5-MeO-AMT										
5-MeO-DMT freebase										
										
										
										
										

NO REACTION

Desoxypipradol
Dimethylcathinone
Diphenidine
DMAA
DOB
DOC
DOM
Ephedrine
Ephenidine
Escaline
Ethcathinone
Ethylphenidate
Ethyl-Hexedrone
Ethylone
HDMP-28
Heroin
IAP
Ketamine

Levamisole
MCPD
MDA
MDAI
MDMA
MDPV
Mephedrone
Mephenmetrzine
Mescaline
Methamphetamine
Methedrone
Methylone
Methylphenidate
Mexedrone
MSM
MXE
MXP
Naphyrone
NEB
N-Ethyl-Ketmine

NO REACTION

Desoxypipradol
Dimethylcathinone
Diphenidine
DMAA
DOB
DOC
DOM
Ephedrine
Ephenidine
Escaline
Ethcathinone
Ethylphenidate
Ethyl-Hexedrone
Ethylone
HDMP-28
Heroin
IAP
Ketamine

Levamisole
MCPP
MDA
MDAI
MDMA
MDPV
Mephedrone
Mephenmetrzine
Mescaline
Methamphetamine
Methedrone
Methylone
Methylphenidate
Mexedrone
MSM
MXE
MXP
Naphyrone
NEB
N-Ethyl-Ketmine

USE THESE KITS TO TEST
AMPHETAMINE

MARQUIS

COLOR
MATCHES
SPECTRUM



ANY
OTHER
COLOR



MECKE

COLOR
MATCHES
SPECTRUM



ANY
OTHER
COLOR



NOT
AMPHETAMINE

SIMON'S

NOT
AMPHETAMINE

ZERO
REACTION

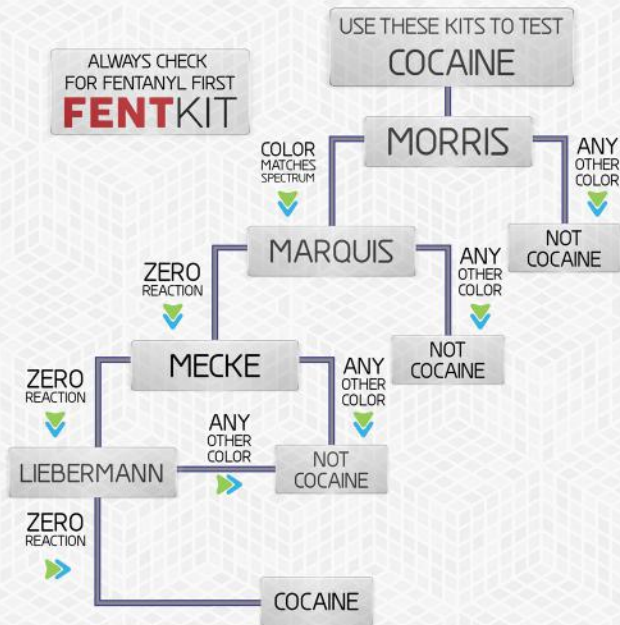


AMPHETAMINE

BRIGHT
BLUE



METHAMPHETAMINE



USE THESE KITS TO TEST
DMT

HOFMANN

COLOR
MATCHES
SPECTRUM



ANY
OTHER
COLOR



MECKE

NOT
DMT

COLOR
MATCHES
SPECTRUM

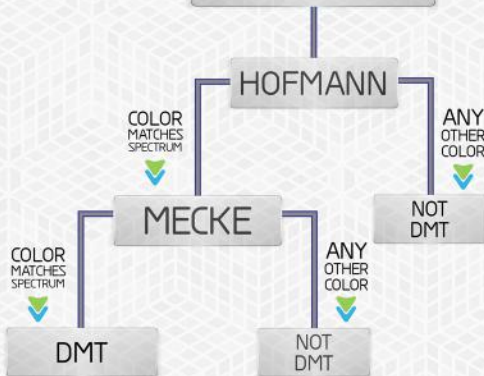


ANY
OTHER
COLOR



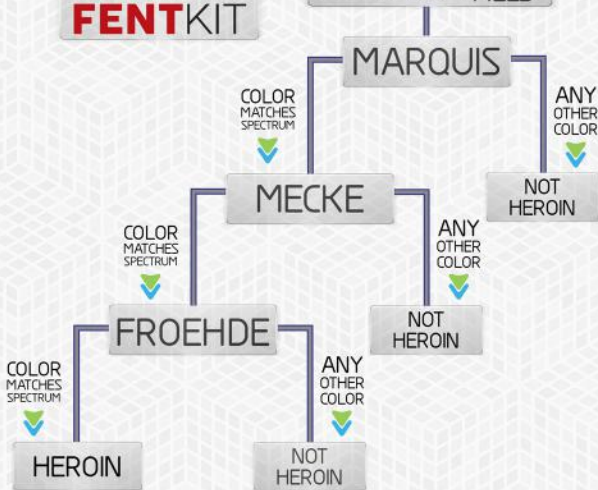
DMT

NOT
DMT

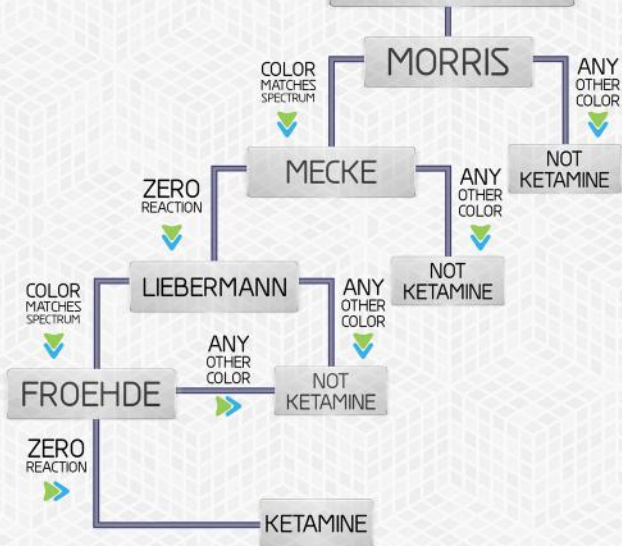


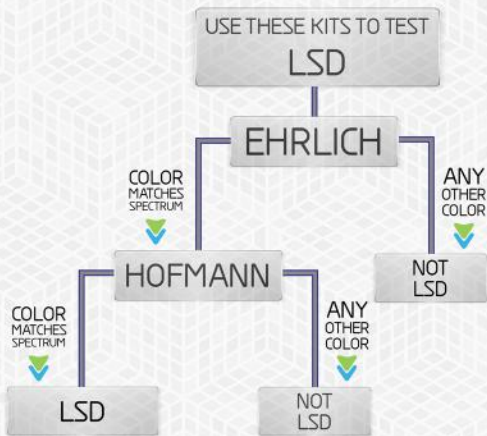
ALWAYS CHECK
FOR FENTANYL FIRST
FENTKIT

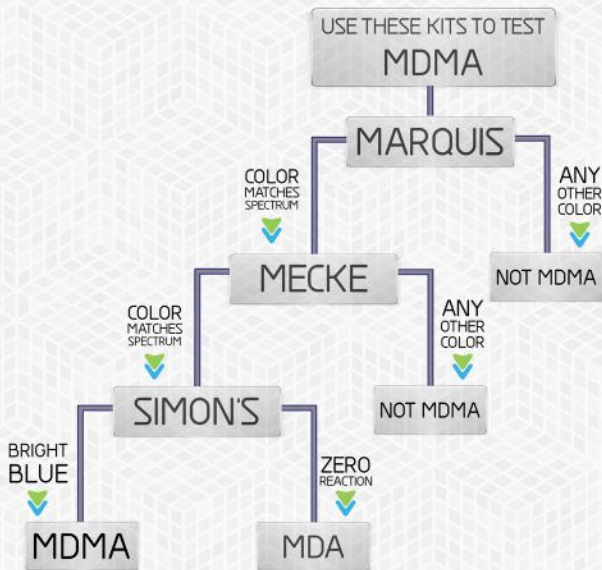
USE THESE KITS TO TEST
HEROIN & PAIN PILLS

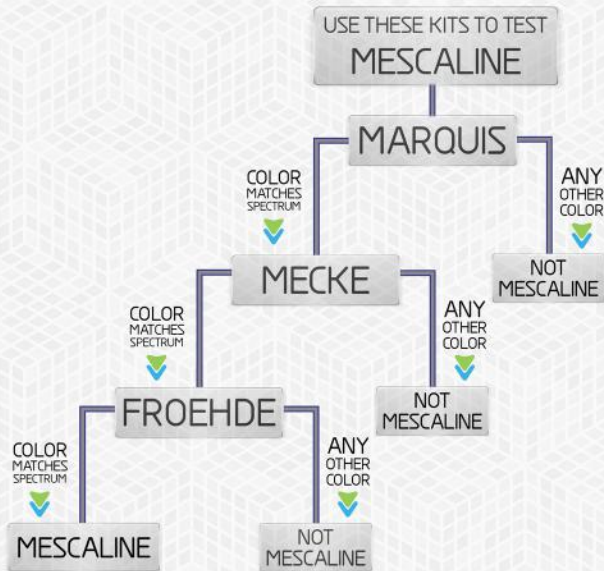


USE THESE KITS TO TEST
KETAMINE









USE THESE KITS TO TEST
METHAMPHETAMINE

MARQUIS

COLOR
MATCHES
SPECTRUM

MECKE

ANY
OTHER
COLOR

NOT
METHAMPHETAMINE

COLOR
MATCHES
SPECTRUM

SIMON'S

ANY
OTHER
COLOR

NOT
METHAMPHETAMINE

BRIGHT
BLUE

METHAMPHETAMINE

ZERO
REACTION

AMPHETAMINE



SAFETY & STORAGE

WARNING! THE TESTING LIQUID IS A STRONG ACID

AVOID SKIN AND EYE CONTACT - DO NOT INGEST

CONDUCT TESTS IN A WELL VENTILATED AREA

USE GLOVES IF POSSIBLE & WASH HANDS AFTER USE

IF THE BOTTLE BECOMES BLOCKED, DO NOT ATTEMPT TO CLEAR IT BY SQUEEZING. INSTEAD CLEAR THE BLOCKAGE BY SHAKING THE BOTTLE VIGOROUSLY OR INSERTING A PAPERCLIP OR SIMILAR OBJECT IF NECESSARY.

KEEP REFRIGERATED - FROZEN IF POSSIBLE
(IF USED OUTDOORS KEEP SHADED OR IN A COOLER)

SHELF LIFE DEPENDS ON STORAGE CONDITIONS
IF KEPT REFRIGERATED YOUR KIT CAN LAST SIX MONTHS TO A YEAR
(WE DO NOT RECOMMEND USING KITS OVER ONE YEAR OLD)

TIPS & TRICKS

1. USE MORE THAN ONE TYPE OF KIT FOR INCREASED ACCURACY
2. MAKE SURE TO CONDUCT TESTS IN A WELL LIT AREA
3. CRUSH YOUR SAMPLE INTO A POWDER BEFORE TESTING
4. THE FIRST 1 - 3 SECONDS OF THE REACTION ARE THE MOST IMPORTANT - PAY CLOSE ATTENTION DURING THIS TIME OR RECORD THE REACTION ON YOUR PHONE SO YOU CAN REPLAY AND ANALYZE IT AS MANY TIMES AS YOU LIKE.
5. THERE ARE MANY SUBSTANCES THAT DO NOT CHANGE COLOR OR REACT IN ANY WAY. **SOME OF OUR KITS TAKE ADVANTAGE OF THIS, ALLOWING YOU TO SEE THE REACTIONS OF UNWANTED SUBSTANCES (ADULTERANTS) THAT MIGHT BE IN YOUR SAMPLE ALONG WITH THE DESIRED SUBSTANCE.**
6. OUR REACTION CHARTS ARE MADE USING TIME-LAPSE PHOTOS OF VERIFIED PURE SAMPLES AS THEY REACT. BECAUSE YOU'RE LOOKING AT REAL PHOTOS OF A REACTION, YOU CAN USE OTHER INFORMATION BEYOND JUST COLOR AND TIMING TO IDENTIFY YOUR SUBSTANCE. DID THE POWDER DISSOLVE QUICKLY OR SLOWLY? WERE THERE LARGE BUBBLES OR SMALL RAPID ONES? ETC..

THE VIDEOS USED TO MAKE OUR CHARTS ARE AVAILABLE ON OUR VIMEO / ANDROID APP / AND BUNKPOLICE.COM



...QUESTION EVERYTHING...
@BUNKPOLICE / BUNKPOLICE.COM