

## Bronze Range Units

Shanette offers a variety of sheds for all types of domestic storage. The Bronze, Silver, and Gold ranges each come with roof insulation, while the Silver and Gold also include wall insulation. The Bronze range is ideal for garden tools, lawnmowers, and bicycles.




### Key Features

#### BRONZE RANGE GARDEN SHEDS

- **25mm Roof Insulation** - This prevents condensation forming and dripping from the roof.
- **Horizontal Plank Effect Cladding** as standard. Vertical Box Profile available on request.
- 100mm heavy duty fully galvanised CE certified steel framework - strongest on the Irish Market.
- Pre-fabricated roof & wall panels for easy site installation.



Bronze Box Profile Roof



Bronze Tile Effect Roof - Optional Extra



Single Clad Door



Single Clad Interior shown with clearlights which are included

25mm Triple Layer  
Roof Insulation

### Available Sizes

SHED SIZE	EAVE / RIDGE	PRICE	Increase Height by 200mm
3.2m x 2m	2.2m - 2.5m	€3,250	+€250
3.2m x 3m	2.2m - 2.7m	€4,150	+€300
4.2m x 3m	2.2m - 2.7m	€4,850	+€350
5.2m x 3m	2.2m - 2.7m	€5,500	+€400
6.2m x 3m	2.2m - 2.7m	€6,200	+€450

Price includes single clad door as standard  
Add gutters & downpipes - €200



VANDYKE BROWN	MUSHROOM	ANTHRACITE GREY	OLIVE GREEN
WHITE	GOOSEWING GREY	MERLIN GREY	BLACK

More colours available upon request & subject to availability.

WOOD GRAIN FINISH OPTIONAL

GOLDEN OAK

MAHOGONY

# Silver Range Units

Introducing our Silver Range, a step up from the Bronze, designed to meet your storage and workspace needs. Featuring 25mm roof and wall insulation with a felt finish, it offers improved temperature control and comfort. With its robust construction, the Silver Range ensures a cosy space year-round, perfect for those seeking more from their outdoor storage. For added comfort and insulation benefits, we recommend heating insulated units.



## Key Features

### SILVER RANGE UNITS

- **25mm roof and wall insulation with felt finish** - This prevents condensation forming and dripping from the roof & walls.
- 100mm heavy duty fully galvanised CE certified steel framework.
- Horizontal Plank Effect Cladding as standard.
- Vertical Box Profile available on request.



Silver Interior with 25mm felt insulation

Please Note: Felt interior may be a different colour than shown.




Silver Box profile Roof

Price includes 10pt pedestrian door as standard | Add gutters & downpipes - €200

## Available Sizes

SHED SIZE	EAVE / RIDGE	PRICE	Increase Height by 200mm
3.2m x 2m	2.2m - 2.5m	€3,950	+€300
3.2m x 3m	2.2m - 2.7m	€4,950	+€350
4.2m x 3m	2.2m - 2.7m	€5,700	+€400
5.2m x 3m	2.2m - 2.7m	€6,450	+€450
6.2m x 3m	2.2m - 2.7m	€7,200	+€500

## Colour Options



VANDYKE BROWN

MUSHROOM

ANTHRACITE GREY

OLIVE GREEN

WHITE

GOOSEWING GREY

MERLIN GREY

BLACK

MORE COLOURS AVAILABLE UPON REQUEST & SUBJECT TO AVAILABILITY.

**WOOD GRAIN FINISH**  
**OPTIONAL EXTRA**

GOLDEN OAK

MAHOGONY



# Gold Range Units

Discover the Gold standard in outdoor storage. Available in two styles, these premium sheds offer excellent thermal performance and a modern design. The Gold Range stands out with its 40mm (minimum) insulation in both the roof and walls, which can be upgraded for even better efficiency. Inside, the panels have a white metal finish that's easy to clean and maintain.



Horizontal Flat Panel



Vertical Box Profile



Gold Interior with white metal insulation



## Key Features

### GOLD RANGE UNITS

- 40mm or 80mm insulated composite panel to both roof and wall structure.
- 100mm heavy duty fully galvanised CE certified steel framework.

### 2 AVAILABLE OPTIONS

- Horizontal Flat Panel Cladding.
- Vertical Box Profile Cladding.

Price includes 10pt pedestrian door , gutters & downpipes as standard.



Horizontal Flat Panel Roof



Gold Range Box Profile Roof

ROOF COMES IN ANTHRACITE GREY AS STANDARD

#### HORIZONTAL FLAT PANEL COLOUR RANGE

Olive Green & Honesty available in 40mm flat panel only



#### VERTICAL BOX PROFILE COLOUR RANGE

More colours available upon request & subject to availability.



## Available Sizes

Horizontal Flat Panel Wall  
Insulation with Box Profile Roof

Vertical Profile Insulated  
Composite Panels  
Kingspan KS1000 RW

Increase  
Height by  
200mm

SHED SIZE	EAVE / RIDGE	1 40mm Price	2 80mm Price	3 40mm Price	4 80mm Price	
3.2m x 2m	2.2m – 2.5m	€4,150	€4,950	€4,600	€5,400	+€350
3.2m x 3m	2.2m – 2.7m	€5,200	€6,200	€5,750	€6,750	+€400
4.2m x 3m	2.2m – 2.7m	€6,000	€7,150	€6,650	€7,800	+€500
5.2m x 3m	2.2m – 2.7m	€6,800	€8,100	€7,500	€8,800	+€550
6.2m x 3m	2.2m – 2.7m	€7,600	€9,000	€8,400	€9,800	+€600

## OPTIONAL EXTRAS


Free delivery & installation within 100km of Kilbeggan Factory.

### Window Options

685mm x 1070mm  
Top hinge €450



1020mm x 760mm  
Top Opening €500



1020mm x 1070mm  
French Style €600



1350mm x 1070mm  
French Style or Twin Top  
Opening €700



685mm x 1830mm  
Top Opening €700



custom side light  
Door not included

Custom Side Lights  
685mm x 2065mm €950  
900mm x 2065mm €950

### Door Options

CLAD DOORS AVAILABLE  
FOR BRONZE RANGE ONLY



Single Clad 740mm €500  
Double Clad doors 1480mm €1000

All door measurements refer to the door opening, and all window measurements refer to the frame width.

Additional doors can be ordered at an extra cost.



10pt double doors  
1725mm €1,650



Wide 10pt  
door  
1075mm  
€1050



Heavy duty  
security door  
780mm  
€900



uPVC French door Full Glass  
1700mm €1,650



Single uPVC door Half  
Glass or Full Glass  
735mm €900

## Optional Extra Roof Options

Tiled roof options cost extra & are subject to availability



Bronze & Silver Range Tiled  
Effect Gold Range Tiled Effect

Bronze & Silver Range - Add gutters & downpipes for  
€200. Gutters & downpipes are included in price of  
Gold Range.



PLEASE DISCUSS SITE ACCESS  
WITH ONE OF OUR SALES TEAM

- Garden buildings will arrive on a small truck & trailer.
- Side entrance with no overhead restrictions required.
- Free delivery & installation within 100km of Kilbeggan Factory.



All Prices include VAT @13.5% - Prices are subject to change without notice. We reserve the right to change prices and specifications of products without prior notice. Descriptions, colours, photographs, technical information and specifications are for guideline purposes only. Prices valid July 2025.

## 5 SIMPLE STEPS TO ORDERING YOUR SHANETTE UNIT!

STEP BY STEP

PLEASE DISCUSS SITE ACCESS WITH  
ONE OF OUR SALES TEAM



### DESIGN

Discuss options with our team, choose the range that suits you best and add optional extras if desired.

### ACCESS

Share a video of your access with our sales team to evaluate access for installation.

### CONCRETE BASE

We provide concrete base instructions for your unit and we can recommend skilled contractors if required.

### ORDER & DEPOSIT

Sign off on order form with a 50% deposit due upon ordering. You can pay balance on or before delivery.

### PAYMENT & INSTALL

Please send a photo of your completed concrete base to help us keep our scheduling team updated.