



EFFICIENT WATER PRODUCT CATALOG

Featuring products by:



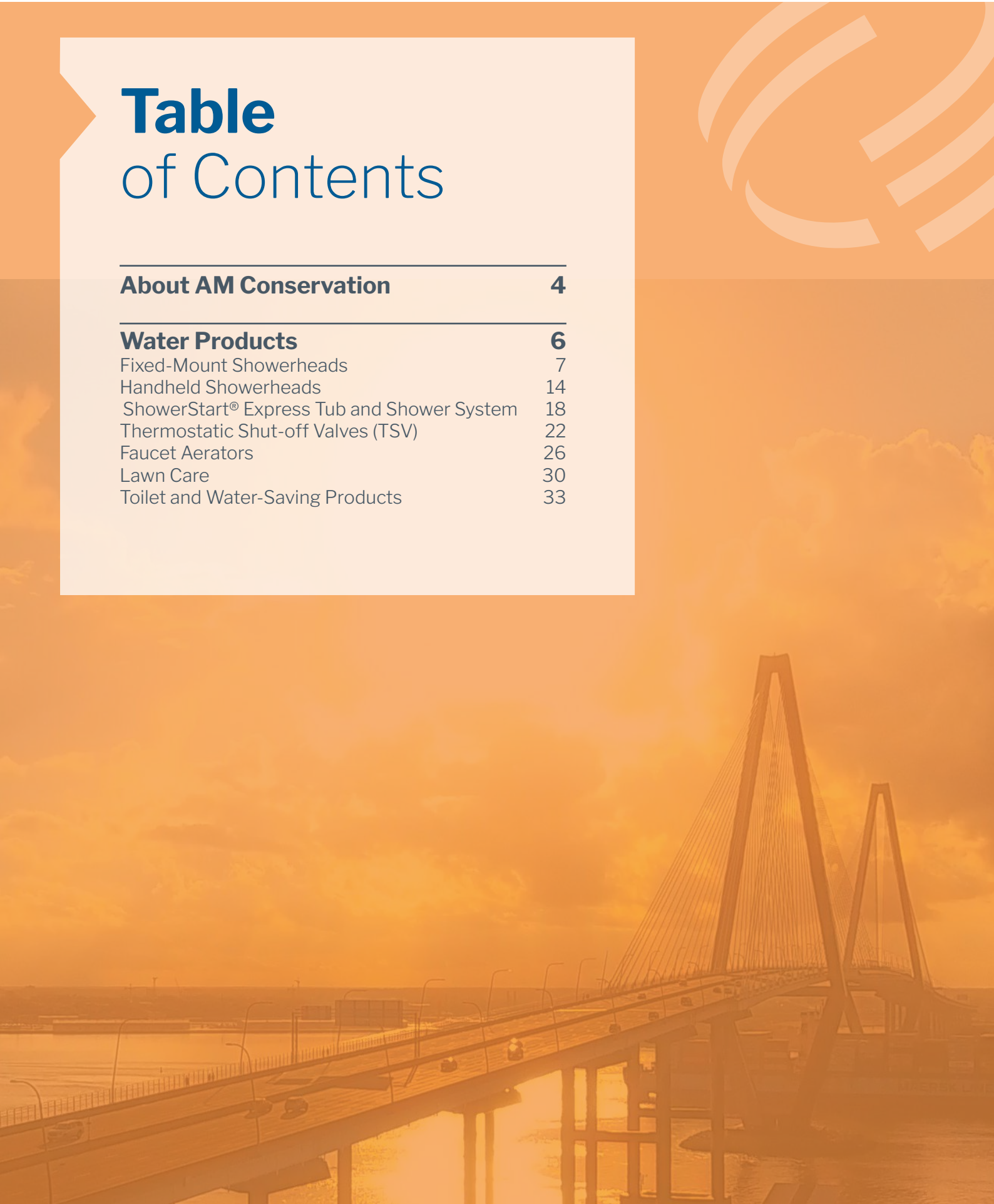
SIMPLYCONSERVE®



World-class
products and
cutting-edge
services for
your customers

Table of Contents

About AM Conservation	4
<hr/>	
Water Products	6
Fixed-Mount Showerheads	7
Handheld Showerheads	14
ShowerStart® Express Tub and Shower System	18
Thermostatic Shut-off Valves (TSV)	22
Faucet Aerators	26
Lawn Care	30
Toilet and Water-Saving Products	33



Why Choose AM Conservation?

Achieve Your Goals with Us

AM Conservation is your trusted resource for energy- and water-efficient products. From smart thermostats to LED light bulbs, showerheads, faucet aerators and advanced powerstrips, our products leverage innovative technology to maximize savings. We guarantee quality with product certifications from ENERGY STAR®, DLC and WaterSense®.

As a manufacturer and distributor with over 30 years of merchandising, online product sales, program implementation and logistics experience in the energy and water efficiency industry, we are uniquely qualified to provide reliable products and services.



Experience

We have been in business for more than 30 years, which means we've got the experience and market expertise to achieve your unique goals.



Fast & Safe Delivery

Our industry-leading logistics network follows extensive best practices, including maintaining ample inventory on-hand, to fulfill orders in a seamless and timely manner.



Reliable Pricing

Our manufacturer-direct product pricing builds value for your business and your customers.



Top-Level Support

We provide concierge-level customer service with after-sale support.



Efficient Products

We offer products that are custom-engineered and hand-picked to provide superior performance at an accessible price point.

Premium Products & Services

AM Conservation's robust product line is ideal for a variety of clients, including utilities, municipalities, program implementers, contractors, distributors, retailers, non-profit agencies and more.



Scan to watch product installation videos on AM Conservation's YouTube Channel



Rapid & Reliable Fulfillment

We ship directly from our warehouse to your job site or store.




Unparalleled Value

Our unique, competitively priced product mix builds value for your business and your customers.



Discount Opportunities

We offer the ability to order in bulk, saving time and providing cost savings to both you and your customers.



Water Products

Indoor and Outdoor Water Conservation

AM Conservation's indoor and outdoor water-saving products include showerheads, aerators, rain gauges, garden hose nozzles and more. These water-efficient items empower residents to save while enjoying the water pressure and performance they deserve.



Fixed-Mount Showerheads



Niagara Conservation ShowerRail

Niagara’s ShowerRail transforms ordinary showers into spa-like experiences. Equiforce® technology delivers high-pressure, energy-saving sprays. Installs in 5 minutes with a suction cup, adhesive, or screw-in option. Relax with an 8” rain showerhead or a 6-spray handheld showerhead with adjustable height. Comes in chrome, brushed nickel, or matte black finishes.



MODEL NUMBER	FINISH	FLOW RATE	CASE QTY.	WARRANTY
NSR175-RF-6FHH-CH	Chrome	1.75 GPM	1	10 year
NSR175-RF-6FHH-MB	Matte Black	1.75 GPM	1	10 year
NSR175-RF-6FHH-BN	Brushed Nickel	1.75 GPM	1	10 year



Niagara Conservation Rainfall Spa™



Our Rainfall Spa showerhead offers a powerful spray with the benefits of saving water and energy. At just 2.0 gallons of water per minute, it saves 20% of water over standard showerheads. The Rainfall Spa showerhead features a sleek, modern design with a large 8” diameter face plate.



MODEL NUMBER	FINISH	FLOW RATE	CASE QTY.	WARRANTY
N9517CH	Chrome	1.75 GPM	10	10 year
N9520BN	Brushed Nickel	2.0 GPM	10	10 year
N9520CH	Chrome	2.0 GPM	10	10 year
N9517MB	Matte Black	1.75 GPM	20	10 year



Niagara Conservation HealthGuard®



The HealthGuard showerhead features a removable, anti-microbial faceplate for easy cleaning. Ideal for hospitals, healthcare facilities and consumers who value cleanliness, it is designed to perform like a luxury showerhead while empowering maximum health and safety.



MODEL NUMBER	FINISH	FLOW RATE	CASE QTY.	WARRANTY
N9415CH	Chrome	1.5 GPM	30	10 year
N9415-CH-FP	Chrome	N/A	32	10 year



Niagara Conservation Matte Black Shower Arm

Use the Niagara Conservation shower arm to complement your matte black showerhead. This shower arm features 304 stainless steel construction with black matte finish and matching flange. It is simple to install and compatible with most standard fixed and handheld showerheads.



MODEL NUMBER	FINISH	DIMENSIONS	CASE QTY.	WARRANTY
SH-ARM-MB	Matte Black	5.5" x 2.25"	100	10 year



Niagara Conservation Earth® Luxe **CUSTOMIZABLE** 

Our Earth Luxe showerhead features an adjustable 9-jet turbo massage that easily rotates from a gentle needle spray to a forceful jet. With a non-aerated stream, the showerhead experiences less temperature loss, translating to maximum energy savings. Our pressure-compensated technology guarantees a consistent flow rate across a wide range of pressures, ensuring end-user satisfaction. The 30% larger face diameter and new, transitional look of the Earth Luxe complements many styles of décor.



MODEL NUMBER	FINISH	FLOW RATE	CASE QTY.	WARRANTY
N3912CH	Chrome	1.25 GPM	48	10 year
N3912BN	Brushed Nickel	1.25 GPM	48	10 year
N3915CH	Chrome	1.5 GPM	48	10 year
N3915BN	Brushed Nickel	1.5 GPM	48	10 year
N3917CH	Chrome	1.75 GPM	48	10 year
N3917BN	Brushed Nickel	1.75 GPM	48	10 year
N3915MB	Matte Black	1.5 GPM	48	10 year



Niagara Conservation Sava Spa™

Our Sava Spa showerheads offer a powerful single-spray function with the benefit of saving water and energy. The Sava Spa showerheads feature an oversized 4.40" diameter spray head for wide coverage and 39 flexible PVC spray jets for easy cleaning.



MODEL NUMBER	FINISH	FLOW RATE	CASE QTY.	WARRANTY
N2515CH	Chrome	1.5 GPM	40	10 year
N2517CH	Chrome	1.75 GPM	40	10 year



Niagara Conservation Earth®

Our Earth showerhead features a 9-jet adjustable turbo massage that easily rotates from a gentle needle spray to a forceful jet. As the stream is non-aerated, the showerhead experiences less temperature loss—translating to maximum energy savings.



MODEL NUMBER	FINISH	FLOW RATE	WATERSENSE	CASE QTY.	WARRANTY
N2912CH	Chrome	1.25 GPM	Yes	50	10 year
N2912	White	1.25 GPM	Yes	50	10 year
N2915CH	Chrome	1.5 GPM	Yes	50	10 year
N2915N	White	1.5 GPM	Yes	50	10 year
N2915BN	Brushed Nickel	1.5 GPM	Yes	50	10 year
N2917	White	1.75 GPM	Yes	50	10 year
N2917CH	Chrome	1.75 GPM	Yes	50	10 year
N2920CH	Chrome	2.0 GPM	Yes	50	10 year
N2920	White	2.0 GPM	Yes	50	10 year
N2920BN	Brushed Nickel	2.0 GPM	Yes	50	10 year
N2925N	White	2.5 GPM	No	50	10 year



Niagara Conservation Earth® Pause

Our Earth Showerheads with an on/off Soap & Soak® Valve use up to 75% less water than traditional “low-flow” showerheads on the market. They ensure drastic water usage reductions with patented pressure-compensating technology that also guarantees a powerful, consistent flow rate regardless of available water pressure. The showerhead features a 9-jet adjustable turbo massage that easily rotates from a gentle needle spray to a forceful jet. As the stream is non-aerated, the showerhead experiences less temperature loss — translating to reduced water heating costs.



MODEL NUMBER	FINISH	FLOW RATE	CASE QTY.	WARRANTY
N2915C-V	Chrome	1.5 GPM	50	10 year
N2920-V	White	2.0 GPM	50	10 year



Niagara Conservation Tri-Max™

Our Tri-Max showerhead features three adjustable flow settings for optimal task performance and maximum water savings. The Tri-Max produces a luxurious shower with an even, vacillating spray that requires less water usage than typical “low-flow” showerheads. Simply twist the showerhead to match the desired task: 0.5 GPM for soaping, 1.0 GPM for showering, and 1.5 GPM for a powerful rinse mode.



MODEL NUMBER	FINISH	FLOW RATE	CASE QTY.	WARRANTY
N2615CH	Chrome	0.5 - 1.5 GPM	100	10 year



Niagara Conservation Bi-Max

Our Bi-Max showerheads feature two adjustable sprays for optimal task performance and maximum water savings. The Bi-Max produces a luxurious shower with an even, vacillating spray that requires less water usage than typical “low-flow” showerheads. Simply twist the showerhead to match the desired task: 1.0 GPM for showering and 1.5 GPM for a powerful rinse mode.



MODEL NUMBER	FINISH	FLOW RATE	CASE QTY.	WARRANTY
N2610CH	Chrome	1.0 - 1.5 GPM	100	10 year



Evolve Showerheads

Say hello to a better shower! This showerhead provides a great feeling shower regardless of water pressure. The Single Function Showerhead has ABS fittings and attaches to shower arms with ½” NPT male fittings. It has a 54-nozzle full body spray and is both WaterSense® labeled and cUPC certified.



MODEL NUMBER	FINISH	FUNCTION	FLOW RATE	CASE QTY.	WARRANTY
EV3010-CP150-SB	Chrome	Single	1.5 GPM	20, shipper	3 year
EV3010-CP150-BP	Chrome	Single	1.5 GPM	48, bulk	3 year
EV3020-CP150-SB	Chrome	Multi	1.5 GPM	20, shipper	3 year
EV3020-CP150-SB	Chrome	Multi	1.5 GPM	48, bulk	3 year



evolve
TECHNOLOGIES

Evolve ShowerStart® Express Showerheads **THERMOSTATIC SHUT-OFF VALVES**

Showers get hot 2X-3X faster with this showerhead. You'll also enjoy great feeling high-pressure sprays, more convenience and freedom during your get-ready-routine, and lower utility bills. This showerhead with integrated ShowerStart Express technology cleverly speeds hot water delivery and then saves it until you're ready to get in. Includes an H₂O Redirection Kit to conveniently route the initial cold-water flow around shower caddies or to a container you provide. Repurpose the cold water for other needs around your home, such as watering plants.



MODEL NUMBER	FINISH	FUNCTION	FLOW RATE	CASE QTY.	WARRANTY
EV3829-CP150-SB	Chrome	Multi	1.5 GPM	16	3 year
EV3829-BN150-SB	Brushed Nickel	Multi	1.5 GPM	16	3 year
EV3829-MB150-SB	Matte Black	Multi	1.5 GPM	16	3 year
EV3829-CP175-SB	Chrome	Multi	1.75 GPM	16	3 year



evolve
TECHNOLOGIES

Evolve ShowerStart® TSV Showerhead **THERMOSTATIC SHUT-OFF VALVES**

With this fixed-mount showerhead, you'll enjoy a great feeling high-pressure shower, more convenience and freedom during your get-ready-routine, and lower utility bills. It cleverly and conveniently uses integrated ShowerStart technology to save the hot water that's used while you wait for your shower to get warm by auto-pausing the flow when hot water arrives. Pull the cord to enjoy a great feeling shower in both high and low water pressure homes.



MODEL NUMBER	FINISH	FUNCTION	FLOW RATE	CASE QTY.	WARRANTY
EV3014-CP150-SB	Chrome	Single	1.5 GPM	20, shipper	3 year
EV3014-BN150-SB	Brushed Nickel	Single	1.5 GPM	20, shipper	3 year
EV3014-MB150-SB	Matte Black	Single	1.5 GPM	20, shipper	3 year
EV3011-CP125-SB	Chrome	Single	1.25 GPM	20, shipper	3 year
EV3011-BN125-SB	Brushed Nickel	Multi	1.25 GPM	20, shipper	3 year
EV3011-MB125-SB	Matte Black	Multi	1.25 GPM	20, shipper	3 year
EV3021-CP150-SB	Chrome	Multi	1.5 GPM	20, shipper	3 year
EV3021-BN150-SB	Brushed Nickel	Multi	1.5 GPM	20, shipper	3 year
EV3021-MB150-SB	Matte Black	Multi	1.5 GPM	20, shipper	3 year
EV3021-CP150-BP	Chrome	Multi	1.5 GPM	48, bulk	3 year



Evolve ShowerStart® Express Tub and Shower System

THERMOSTATIC SHUT-OFF VALVES 

Say hello to faster hot water and a better bathing experience! The ShowerStart Express Tub/Shower System warms showers 2X-3X faster, then auto-pauses the flow until you're ready to get in. A thermostatic seal prevents hot water from exiting the tub spout while the shower is running. Enjoy great feeling high-pressure sprays, more convenience and freedom during your get-ready-routine, and lower utility bills.



MODEL NUMBER	FINISH	FUNCTION	FLOW RATE	CASE QTY.	MOUNT INCLUDED	WARRANTY
EV3312-CP125-SB	Chrome	Single	1.25 GPM	9	<input checked="" type="checkbox"/>	3 year
EV3312-BN125-SB	Brushed Nickel	Single	1.25 GPM	9	<input checked="" type="checkbox"/>	3 year
EV3312-MB125-SB	Matte Black	Single	1.25 GPM	9	<input checked="" type="checkbox"/>	3 year
EV3312-CP150-SB	Chrome	Single	1.5 GPM	9	<input checked="" type="checkbox"/>	3 year
EV3312-BN150-SB	Brushed Nickel	Single	1.5 GPM	9	<input checked="" type="checkbox"/>	3 year
EV3312-MB150-SB	Matte Black	Single	1.5 GPM	9	<input checked="" type="checkbox"/>	3 year
EV3322-CP125-SB	Chrome	Multi	1.25 GPM	9	<input checked="" type="checkbox"/>	3 year
EV3322-CP150-SB	Chrome	Multi	1.5 GPM	9	<input checked="" type="checkbox"/>	3 year
EV3322-CP175-SB	Chrome	Multi	1.75 GPM	9	<input checked="" type="checkbox"/>	3 year
EV3322-CP200-SB	Chrome	Multi	2.0 GPM	9	<input checked="" type="checkbox"/>	3 year
EV3352-CP125-CT	Chrome	Single	1.25 GPM	9, contractor		3 year
EV3352-CP150-CT	Chrome	Single	1.5 GPM	9, contractor		3 year
EV3362-CP150-CT	Chrome	Multi	1.5 GPM	9, contractor		3 year
EV3362-CP175-CT	Chrome	Multi	1.75 GPM	9, contractor		3 year
EV3362-CP200-CT	Chrome	Multi	2.0 GPM	9, contractor		3 year



Handheld Showerheads



Niagara Conservation ShowerRail

Niagara’s ShowerRail transforms ordinary showers into spa-like experiences. Equiforce® technology delivers high-pressure, energy-saving sprays. Installs in 5 minutes with a suction cup, adhesive, or screw-in option. Relax with an 8” rain showerhead or a 6-spray handheld showerhead with adjustable height. Comes in chrome, brushed nickel, or matte black finishes.



MODEL NUMBER	FINISH	FLOW RATE	CASE QTY.	WARRANTY
NSR175-RF-6FHH-CH	Chrome	1.75 GPM	1	10 year
NSR175-RF-6FHH-MB	Matte Black	1.75 GPM	1	10 year
NSR175-RF-6FHH-BN	Brushed Nickel	1.75 GPM	1	10 year



Niagara Conservation HealthGuard® Handheld

The HealthGuard handheld showerhead features a removable, anti-microbial faceplate for easy cleaning. Ideal for hospitals, healthcare facilities and consumers who value cleanliness, the HealthGuard is designed to perform like a luxury showerhead while empowering maximum health and safety. In addition to a traditional handheld model, a pause-switch version is also available.



MODEL NUMBER	FINISH	FLOW RATE	CASE QTY.	WARRANTY
N9415CH-HH	Chrome	1.5 GPM	12	10 year



Niagara Conservation Earth® Handheld

Our Earth handheld showerheads feature a 9-jet adjustable turbo massage that easily rotates from a gentle needle spray to a forceful jet. The Earth handheld showerheads are corrosion-resistant and constructed of high-impact ABS thermoplastic body with metal ball joint. Includes 72” stainless steel hose for chrome models and 72” nylon reinforced PVC hose for white and brushed nickel models. All models also include a matching showerhead bracket.



MODEL NUMBER	FINISH	FLOW RATE	CASE QTY.	WARRANTY
N2945CH	Chrome	1.5 GPM	12	10 year
N2945BN	Brushed Nickel	1.5 GPM	12	10 year
N2947CH	Chrome	1.75 GPM	12	10 year
N2935	White	2.0 GPM	12	10 year
N2935BN	Brushed Nickel	2.0 GPM	12	10 year
N2935CH	Chrome	2.0 GPM	12	10 year



Niagara Conservation Vara II Handheld

The Vara II is equipped with a patented internal pressure compensator which enables a consistent flow of water regardless of available water pressure. This 3-function handheld shower set in matte black finish fits in many modern bathroom designs for both new construction or retrofit.



MODEL NUMBER	FINISH	FLOW RATE	CASE QTY.	WARRANTY
N9715MB-HH	Matte Black	1.5 GPM	28	10 year



Evolve Handshowers

Evolve multifunction handheld showerheads have two spray patterns: a 50-nozzle full body spray and a massaging spray. Use the pause feature to save additional water and energy while soaping up or shaving. The handshower attaches to shower arms with ½” NPT male fittings. It includes a shower arm mounting bracket and a 59” stainless steel hose with ABS fittings. The unit is both WaterSense™ labeled and cUPC certified.



MODEL NUMBER	FINISH	FUNCTION	FLOW RATE	CASE QTY.	WARRANTY
EV3030-CP150-SB	Chrome	Single	1.5 GPM	18, shipper	3 year
EV3030-CP150-BP	Chrome	Single	1.5 GPM	18, bulk	3 year
EV3040-CP150-SB	Chrome	Multi	1.5 GPM	18, shipper	3 year
EV3040-CP150-BP	Chrome	Multi	1.5 GPM	18, bulk	3 year



Evolve ShowerStart® TSV Handshower **THERMOSTATIC SHUT-OFF VALVES**

Enjoy a great feeling high-pressure shower, more convenience and freedom during your get-ready-routine, and lower utility bills. This handheld showerhead with integrated ShowerStart technology cleverly and conveniently saves the hot water that’s used while you’re waiting for your shower to get warm. It auto-pauses flow when hot water arrives, then delivers great feeling sprays in both high and low water pressures for luxurious, warm, and soothing showering experiences.



MODEL NUMBER	FINISH	FUNCTION	FLOW RATE	CASE QTY.	WARRANTY
EV3031-CP150-BP	Chrome	Single	1.5 GPM	18, bulk	3 year
EV3031-CP150-SB	Chrome	Single	1.5 GPM	18, shipper	3 year
EV3041-CP150-SB	Chrome	Multi	1.5 GPM	18, shipper	3 year
EV3041-BN150-SB	Brushed Nickel	Single	1.5 GPM	18, shipper	3 year
EV3041-MB150-SB	Matte Black	Multi	1.5 GPM	18, shipper	3 year



Evolve ShowerStart® Express Tub and Shower System

THERMOSTATIC SHUT-OFF VALVES

Say hello to faster hot water and a better bathing experience! The ShowerStart Express Tub and Shower System warms showers 2X-3X faster, then auto-pauses the flow until you're ready to get in. A thermostatic seal prevents hot water from exiting the tub spout while the handheld showerhead is running. Enjoy great feeling high-pressure sprays, more convenience and freedom during your get-ready-routine, and lower utility bills.



MODEL NUMBER	FINISH	FUNCTION	FLOW RATE	CASE QTY.	MOUNT INCLUDED	WARRANTY
EV3332-CP150-SB	Chrome	Single	1.5 GPM	9	<input checked="" type="checkbox"/>	3 year
EV3332-CP175-SB	Chrome	Single	1.75 GPM	9	<input checked="" type="checkbox"/>	3 year
EV3332-CP200-SB	Chrome	Single	2.0 GPM	9	<input checked="" type="checkbox"/>	3 year
EV3342-CP150-SB	Chrome	Multi	1.5 GPM	9	<input checked="" type="checkbox"/>	3 year
EV3342-BN150-SB	Brushed Nickel	Multi	1.5 GPM	9	<input checked="" type="checkbox"/>	3 year
EV3342-MB150-SB	Matte Black	Multi	1.5 GPM	9	<input checked="" type="checkbox"/>	3 year
EV3372-CP150-CT	Chrome	Single	1.5 GPM	9, contractor		3 year
EV3372-CP175-CT	Chrome	Single	1.75 GPM	9, contractor		3 year
EV3372-CP200-CT	Chrome	Single	2.0 GPM	9, contractor		3 year
EV3382-CP150-CT	Chrome	Multi	1.5 GPM	9, contractor		3 year



Evolve ShowerStart® Express Tub and Shower System for In-Wall Diverters

THERMOSTATIC SHUT-OFF VALVES

Say hello to faster hot water and a better bathing experience! The ShowerStart Express for In-Wall Diverters is designed for tub/shower units with in-wall diverters. The unit speeds hot water delivery 2X-3X faster, then the integrated ShowerStart TSV auto-diverts it to the system's specialized WaterSense® certified handheld showerhead. A thermostatic seal prevents hot water leaks from the tub spout.



MODEL NUMBER	FINISH	FUNCTION	FLOW RATE	CASE QTY.	MOUNT INCLUDED	WARRANTY
EV3746-CP125-SB	Chrome	Multi	1.25 GPM	9, shipper	<input checked="" type="checkbox"/>	3 year
EV3746-CP150-SB	Chrome	Multi	1.5 GPM	9, shipper	<input checked="" type="checkbox"/>	3 year
EV3746-BN125-SB	Brushed Nickel	Multi	1.25 GPM	9, shipper	<input checked="" type="checkbox"/>	3 year
EV3746-MB150-SB	Matte Black	Multi	1.5 GPM	9, shipper	<input checked="" type="checkbox"/>	3 year
EV3786-CP150-CT	Chrome	Multi	1.5 GPM	12, shipper		3 year



ShowerStart® Express Tub and Shower System



Evolve ShowerStart® Express Tub and Shower System

THERMOSTATIC SHUT-OFF VALVES 

Say hello to faster hot water and a better bathing experience! The ShowerStart Express Tub and Shower System warms showers 2X-3X faster, then auto-pauses the flow until you're ready to get in. A thermostatic seal prevents hot water from exiting the tub spout while the handheld showerhead is running. Enjoy great feeling high-pressure sprays, more convenience and freedom during your get-ready-routine, and lower utility bills.



MODEL NUMBER	FINISH	FUNCTION	FLOW RATE	CASE QTY.	MOUNT INCLUDED	WARRANTY
EV3332-CP150-SB	Chrome	Single	1.5 GPM	9	<input checked="" type="checkbox"/>	3 year
EV3332-CP175-SB	Chrome	Single	1.75 GPM	9	<input checked="" type="checkbox"/>	3 year
EV3332-CP200-SB	Chrome	Single	2.0 GPM	9	<input checked="" type="checkbox"/>	3 year
EV3342-CP150-SB	Chrome	Multi	1.5 GPM	9	<input checked="" type="checkbox"/>	3 year
EV3342-BN150-SB	Brushed Nickel	Multi	1.5 GPM	9	<input checked="" type="checkbox"/>	3 year
EV3342-MB150-SB	Matte Black	Multi	1.5 GPM	9	<input checked="" type="checkbox"/>	3 year
EV3372-CP150-CT	Chrome	Single	1.5 GPM	9, contractor		3 year
EV3372-CP175-CT	Chrome	Single	1.75 GPM	9, contractor		3 year
EV3372-CP200-CT	Chrome	Single	2.0 GPM	9, contractor		3 year
EV3382-CP150-CT	Chrome	Multi	1.5 GPM	9, contractor		3 year



Evolve ShowerStart® Express Tub and Shower System for In-Wall Diverters

THERMOSTATIC SHUT-OFF VALVES 

Say hello to faster hot water and a better bathing experience! The ShowerStart Express for In-Wall Diverters is designed for tub/shower units with in-wall diverters. The unit speeds hot water delivery 2X-3X faster, then the integrated ShowerStart TSV auto-diverts it to the system's specialized WaterSense® certified handheld showerhead. A thermostatic seal prevents hot water leaks from the tub spout.



MODEL NUMBER	FINISH	FUNCTION	FLOW RATE	CASE QTY.	MOUNT INCLUDED	WARRANTY
EV3746-CP125-SB	Chrome	Multi	1.25 GPM	9, shipper	<input checked="" type="checkbox"/>	3 year
EV3746-CP150-SB	Chrome	Multi	1.5 GPM	9, shipper	<input checked="" type="checkbox"/>	3 year
EV3746-BN125-SB	Brushed Nickel	Multi	1.25 GPM	9, shipper	<input checked="" type="checkbox"/>	3 year
EV3746-MB150-SB	Matte Black	Multi	1.5 GPM	9, shipper	<input checked="" type="checkbox"/>	3 year
EV3746-BN125-SB	Brushed Nickel	Multi	1.25 GPM	9, shipper	<input checked="" type="checkbox"/>	3 year
EV3746-MB150-SB	Matte Black	Multi	1.5 GPM	9, shipper	<input checked="" type="checkbox"/>	3 year
EV3786-CP150-CT	Chrome	Multi	1.5 GPM	12, shipper		3 year



Evolve ShowerStart® Express Tamper Resistant

This clever system speeds hot water delivery 2X-3X faster, then auto-diverts hot water to the showerhead. The ShowerStart Express is tamper-resistant and installs securely on the shower arm with an included specialized wrench. A thermostatic seal prevents hot water leaks from the tub spout as water is diverted to the showerhead via the specialized WaterSense® labeled device. The system is not compatible with in-wall diverters; refer to EV3746-CP150-SB.



MODEL NUMBER	DESCRIPTION	CASE QTY.	WARRANTY
EV3201-CP000-CT-TR	Standalone Specialized Tamper Resistant Valve & ADTS	9	3 year



Evolve ShowerStart® Express Tubspout

This clever tub spout automatically diverts water to the showerhead once it reaches 95°. It attaches to either a 1/2” slip-fit connection (copper or galvanized pipe), 1/2” NPT threaded connection or a 3/4” NPT threaded connection. A thermostatic seal prevents hot water from exiting the tub spout while the shower is running.



MODEL NUMBER	FINISH	CASE QTY.	WARRANTY
EV3101-CP000-BP	Chrome	9	3 year



Evolve ShowerStart® Express Tubspout Accessories

These accessories are designed to connect the ShowerStart Express tubspouts to a wide range of plumbing configurations.



MODEL NUMBER	DESCRIPTION	CASE QTY.	WARRANTY
PC-ADTS	Pull Cord, ADTS	1	3 year
EV3102-XX000-CT	Tub Spout 1/2” Slip Fit Quick Connect Mount	90	3 year
EV3103-XX000-CT	Tub Spout 1/2” NPT Quick Connect Mount	90	3 year
EV3104-XX000-CT	Tub Spout 3/4” NPT Quick Connect Mount	90	3 year



Evolve ShowerStart® Express

This clever device delivers hot water 2-3X faster and then saves it until you're ready. You'll enjoy more convenience and freedom during your get-ready routine, while lowering utility bills.



MODEL NUMBER	FINISH	CASE QTY.	WARRANTY
EV3801-CP000-SB	Chrome	24	3 year



Thermostatic Shut-Off Valves (TSV)



Evolve ShowerStart® TSV³

This clever device offers more convenience and freedom during get-ready-routines and lowers utility bills—all without changing your showerhead’s feel or flow. ShowerStart TSV effortlessly saves the hot water that’s used while waiting for your shower to get warm. It reduces the flow to a trickle when hot water arrives. Just pull the cord when you’re ready to get in.



MODEL NUMBER	FINISH	DESCRIPTION	CASE QTY.	WARRANTY
EV1003-CP-SB	Chrome	TSV3	24, shipper	3 year
EV1003-BN-SB	Brushed Nickel	TSV3	24, shipper	3 year
EV1003-MB-SB	Matte Black	TSV3	24, shipper	3 year
SS-1002BN-SB	Brushed Nickel	TSV	48	3 year
SS-1002CP-BP-TR	Chrome	TSV	48	3 year



Evolve ShowerStart® TSV Accessories

Pull cords and other accessories compatible with ShowerStart TSV products.



MODEL NUMBER	DESCRIPTION	CASE QTY.	WARRANTY
PC-1M	Pull Cord TSV, Gen 2, 1 Meter	1	3 year
PC-TSV	Pull Cord TSV, Gen 2	1	3 year



Evolve ShowerStart® Express

This clever device delivers hot water 2-3X faster and then saves it until you’re ready. You’ll enjoy more convenience and freedom during your get-ready routine, while lowering utility bills.



MODEL NUMBER	FINISH	CASE QTY.	WARRANTY
EV3801-CP000-SB	Chrome	24	3 year



Evolve ShowerStart® Express Showerheads **THERMOSTATIC SHUT-OFF VALVES**

Showers get hot 2X-3X faster with this showerhead. You'll also enjoy great feeling high-pressure sprays, more convenience and freedom during your get-ready-routine, and lower utility bills. This showerhead with integrated ShowerStart Express technology cleverly speeds hot water delivery and then saves it until you're ready to get in. Includes an H²O Redirection Kit to conveniently route the initial cold-water flow around shower caddies or to a container you provide. Repurpose the cold water for other needs around your home, such as watering plants.



MODEL NUMBER	FINISH	FUNCTION	FLOW RATE	CASE QTY.	WARRANTY
EV3829-CP150-SB	Chrome	Multi	1.5 GPM	16	3 year
EV3829-BN150-SB	Brushed Nickel	Multi	1.5 GPM	16	3 year
EV3829-MB150-SB	Matte Black	Multi	1.5 GPM	16	3 year
EV3829-CP175-SB	Chrome	Multi	1.75 GPM	16	3 year



Evolve ShowerStart® TSV Showerhead **THERMOSTATIC SHUT-OFF VALVES**

With this fixed-mount showerhead, you'll enjoy a great feeling high-pressure shower, more convenience and freedom during your get-ready-routine, and lower utility bills. It cleverly and conveniently uses integrated ShowerStart technology to save the hot water that's used while you wait for your shower to get warm by auto-pausing the flow when hot water arrives. Pull the cord to enjoy a great feeling shower in both high and low water pressure homes.



MODEL NUMBER	FINISH	FUNCTION	FLOW RATE	CASE QTY.	WARRANTY
EV3014-CP150-SB	Chrome	Single	1.5 GPM	20, shipper	3 year
EV3014-BN150-SB	Brushed Nickel	Single	1.5 GPM	20, shipper	3 year
EV3014-MB150-SB	Matte Black	Single	1.5 GPM	20, shipper	3 year
EV3011-CP125-SB	Chrome	Single	1.25 GPM	20, shipper	3 year
EV3011-BN125-SB	Brushed Nickel	Multi	1.25 GPM	20, shipper	3 year
EV3011-MB125-SB	Matte Black	Multi	1.25 GPM	20, shipper	3 year
EV3021-CP150-SB	Chrome	Multi	1.5 GPM	20, shipper	3 year
EV3021-BN150-SB	Brushed Nickel	Multi	1.5 GPM	20, shipper	3 year
EV3021-MB150-SB	Matte Black	Multi	1.5 GPM	20, shipper	3 year
EV3021-CP150-BP	Chrome	Multi	1.5 GPM	48, bulk	3 year



Evolve ShowerStart® TSV Handshower **THERMOSTATIC SHUT-OFF VALVES** 

Enjoy a great feeling high-pressure shower, more convenience and freedom during your get-ready-routine, and lower utility bills. This handheld showerhead with integrated ShowerStart technology cleverly and conveniently saves the hot water that's used while you're waiting for your shower to get warm. It auto-pauses flow when hot water arrives, then delivers great feeling sprays in both high and low water pressures for luxurious, warm, and soothing showering experiences.



MODEL NUMBER	FINISH	FUNCTION	FLOW RATE	CASE QTY.	WARRANTY
EV3031-CP150-BP	Chrome	Single	1.5 GPM	18, bulk	3 year
EV3031-CP150-SB	Chrome	Single	1.5 GPM	18, shipper	3 year
EV3041-CP150-SB	Chrome	Multi	1.5 GPM	18, shipper	3 year
EV3041-BN150-SB	Brushed Nickel	Single	1.5 GPM	18, shipper	3 year
EV3041-MB150-SB	Matte Black	Multi	1.5 GPM	18, shipper	3 year



Faucet Aerators



Niagara Conservation Dual-Spray Swivel Aerators

Our dual-spray swivel aerators offer two stream options: a full-force multiple stream and a splash-free bubble stream that can be changed by twisting the body. The dual-spray swivel aerators produce a pressure-compensated stream that performs well at any water pressure. They contain a 360° swivel to direct the water flow where it's needed and soft rubber nozzles for easy cleaning and decalcification. These aerators are dual-threaded to fit both male and female threaded faucets: Male: 15/16-27, Female: 55/64-27.



MODEL NUMBER	FINISH	FLOW RATE	CASE QTY.	WARRANTY
N3126P-C	Chrome	1.5 GPM	200	10 year
N3126VP-C (pause valve)	Chrome	1.5 GPM	200	10 year



Niagara Conservation Dual-Spray Swivel Faucet Aerators

Our dual-spray swivel faucet aerators offer two stream options: a full-force multiple stream and a splash-free bubble stream. Two versions of the aerator offer a pause-action valve that reduces flow to a trickle while keeping water temperature constant. All versions of the aerator contain a 360° swivel to direct the water flow where it's needed. The dual-spray swivel aerators produce a pressure-compensated stream that performs well at any water pressure. This aerator is dual-threaded to fit both male and female threaded faucets: Male: 15/16-27, Female: 55/64-27.



MODEL NUMBER	FINISH	FLOW RATE	CASE QTY.	WARRANTY
N3115P	Chrome/White	1.5 GPM	200	10 year
N3115P-FC	Chrome/White	1.5 GPM	200	10 year



Deluxe Dual-Spray Swivel Faucet Aerator

Our deluxe dual-spray swivel faucet aerator offers two stream options: a full-force multiple stream and a splash-free bubble stream. It provides a 360° swivel to direct the water flow where it's needed. This aerator is dual-threaded to fit both male and female threaded faucets: Male: 15/16-27, Female: 55/64-27.



MODEL NUMBER	FINISH	FLOW RATE	CASE QTY.	WARRANTY
FA035-C-2.0	Chrome/White	2.0 GPM	250	10 year



Niagara Conservation Tri-Max™ 3-Flow Rate Aerators



Our Tri-Max aerators feature three adjustable spray settings for optimal task performance and maximum water savings. The Tri-Max aerators produce a pressure-compensated stream that performs well at any water pressure. Simply twist the faucet aerator to match the desired task: 0.5 GPM flow rate for soaping, 1.0 GPM for washing, and 1.5 GPM for a powerful rinse mode. These aerators are dual-threaded to fit both male and female threaded faucets: Male: 15/16-27, Female: 55/64-27. Model N3610CH includes a non-stripping thread component (dual-thread connection) which includes an install key. Threaded inserts are removable to hide threads when installing with female connections.



Certified by
CSA Group

MODEL NUMBER	FINISH	FLOW RATE	CASE QTY.	WARRANTY
N3610CH	Chrome	0.5 - 1.0 - 1.5 GPM	100	10 year



Bath/Kitchen Pressure-Compensating Faucet Aerators

Our bath/kitchen faucet aerators save water and energy by producing forceful streams at a reduced flow rate that minimizes the amount of energy needed to heat water. These aerators are constructed of chrome-plated brass for durability and dual-threaded to fit both male and female threaded faucets: Male: 15/16-27, Female: 55/64-27.

MODEL NUMBER	SPRAY	FINISH	FLOW RATE	WATERSENSE	CASE QTY.	WARRANTY
FA014CPB1	Bubble	Chrome	1.0 GPM	No	1000	10 year
FA012CPB1-WS	Bubble	Chrome	1.5 GPM	Yes	1000	10 year
FA012CPB1	Bubble	Chrome	1.5 GPM	No	1000	10 year



Niagara Conservation Pressure-Compensating Faucet Aerators

Our pressure-compensating faucet aerators save water and energy by producing forceful streams at a reduced flow rate that minimizes the amount of energy needed to heat water. These aerators are constructed of chrome-plated brass for durability and dual-threaded to fit both male and female threaded faucets: Male: 15/16-27, Female: 55/64-27.



MODEL NUMBER	SPRAY	FINISH	FLOW RATE	WATERSENSE	CASE QTY.	WARRANTY
N3205N-PC	Needle	Chrome	0.5 GPM	No	500	10 year
N3205NBN-PC-TU	Needle	Brushed Nickel	0.5 GPM	No	84 tubes	10 year
N3210N-PC	Needle	Chrome	1.0 GPM	Yes	500	10 year
N3210B-PC	Bubble	Chrome	1.0 GPM	Yes	500	10 year
N3215N-PC	Needle	Chrome	1.5 GPM	Yes	500	10 year
N3104-PC	Bubble	Chrome	1.5 GPM	Yes	500	10 year
N3205N-PC-TU	Needle	Chrome	0.5 GPM	Yes	84 tubes	10 year
N3210N-PC-TU	Needle	Chrome	1.0 GPM	Yes	84 tubes	10 year
N3210B-PC-TU	Bubble	Chrome	1.0 GPM	Yes	84 tubes	10 year
N3210BBN-PC-TU	Bubble	Brushed Nickel	1.0 GPM	Yes	84 tubes	10 year
N3104-PC-TU	Needle	Chrome	1.5 GPM	Yes	84 tubes	10 year



Niagara Conservation Dual-Thread Faucet Aerators

Our dual-thread faucet aerators with thread adapters are an innovative water-saving solution designed to accommodate both male and female applications: Male: 15/16-27, Female: 55/64-27. These faucet aerators save water and energy by producing forceful streams at a reduced flow rate that minimizes the amount of energy needed to heat water. They produce a pressure-compensated stream that performs well at any water pressure. These dual-thread aerators include a non-stripping thread component (dual-thread connection), which includes an install key. Threaded inserts are removable to hide threads when installing with female connections.



MODEL NUMBER	SPRAY	FINISH	FLOW RATE	CASE QTY.	WARRANTY
N3622B	Bubble	Chrome (straight body)	1.5 GPM	240	10 year



Faucet Aerator Adapters

Our faucet aerator adapters enable the use of standard-size faucet aerators with other popular thread sizes on kitchen and bath faucets.



MODEL NUMBER	DIMENSIONS	CASE QTY.	WARRANTY
N3173	Male Adapter 0.8125" M x 0.8594" M	1000	10 year
N3177	Female Adapter 0.75"-27 F x 0.8594" M	1000	10 year



Lawn Care

SIMPLYCONSERVE®

Simply Conserve® Seven-Spray Water-Saving Garden Hose Nozzle **CUSTOMIZABLE** 

Our seven-spray water-saving garden hose nozzles have a durable, medium-duty plastic body, cushioned dial ring and grip that protects against damage for long life. They have seven spray settings that range from full-force to a water-saving mist, enabling more water efficiency with less water waste. Available as-is or may be personalized with your logo. Makes a great addition to any water-saving promotion or water conservation kit.



MODEL NUMBER	COLOR	CASE QTY.
NB5179-G	Green	48
NB5179-B	Blue	48

SIMPLYCONSERVE®

Simply Conserve® Deluxe Seven-Spray Water-Saving Garden Hose Nozzle

Our deluxe seven-spray water-saving hose nozzles feature our exclusive volume control dial that regulates and maintains a flow rate of 2.5 GPM for additional water savings. It includes a heavy-duty, durable metal body with a cushioned dial ring and grip for long life. These hose nozzles have seven spray settings that range from full-force to a water-saving mist, enabling more water efficiency with less water waste. With a built-in pressure compensator for consistent water savings regardless of water pressure, these hose nozzles are an exceptional value and make a great giveaway for any water conservation program.



MODEL NUMBER	COLOR	CASE QTY.
56731-7B	Blue	24
56731-7G	Green	24

SIMPLYCONSERVE®

Simply Conserve® Garden Hose Timer **CUSTOMIZABLE** 

Our garden hose timer makes it possible to water the yard without the waste. Set the timer to water early in the morning during times of least evaporation and when it doesn't interfere with a schedule. Setting the timer prevents over-watering. The timer will automatically shut off when it has completed the watering cycle. It is constructed of a durable plastic housing and includes a brass connector. Ideal for watering the lawn, garden and micro-watering hanging baskets and potted plants.



MODEL NUMBER	CASE QTY.
62018-I	50



Niagara Conservation Moisture Meters **CUSTOMIZABLE**

Our moisture meters promote healthier lawns, gardens and shrubs and help save water by eliminating improper watering, a major cause of water waste. Our moisture meters accurately measure the moisture in the soil at the root level where it counts. Makes a great educational and promotional giveaway for school programs. Original and decorative frog moisture meters may be personalized with corporate name, logo or program theme.

MODEL NUMBER	DESCRIPTION	CUSTOMIZABLE	CASE QTY.	WARRANTY
MM071	Original Moisture Meter	Yes	72	1 year
MM071-F	Frog Moisture Meter	Yes	72	1 year
MM071-L	Ladybug Moisture Meter	No	72	1 year



Niagara Conservation Rain Gauge **CUSTOMIZABLE**

Our rain gauge is a quick and accurate way to measure rainfall and adjust watering practices accordingly. The rain gauge's increments are both English and metric units of measurement up to 5.0 cm / 2.0 in.

MODEL NUMBER	CASE QTY.
N3179	200



Toilet and Water-Saving Products



Niagara Conservation Pipe Tape Sealants

Our pipe tape sealant permits quick, clean and economical sealing of male pipe threads of all sizes. This virgin PTFE (polytetrafluoroethylene) pipe tape sealant self-lubricates joints, making them easy to assemble and disassemble. Pipe tape sealant extends the fatigue life of sealed connections and effectively eliminates system contamination common with messy liquid and paste sealants.

MODEL NUMBER	DIMENSIONS	CASE QTY.	WARRANTY
PT060	0.5" x 60"	1500	10 year



SIMPLY CONSERVE®

Simply Conserve® Shower Timer **CUSTOMIZABLE**

Our shower timers are an easy, inexpensive way to save water and energy by providing a way to monitor and reduce showering time. The hourglass-style sand timer runs for approximately 5 minutes and affixes to the shower wall with a suction cup. Available as is or may be personalized with your logo.

MODEL NUMBER	DESCRIPTION	CASE QTY.
SS010-S	Red, with wording	135
SS010-S-RB	Red, blank/custom	135
SS010-S-BL	Blue, with wording	135
SS010-S-BLB	Blue, blank/custom	135



Shower & Faucet Flow Meter Bag

Our shower and faucet flow meter bag helps measure the flow of showerheads and faucet aerators. The flow meter bag is a calibrated, reusable and low cost way to calculate fixture flow in gallons per minute. Readings on the flow meter bag for both the showerhead and faucet flow rate are indicated as low as 0.5 GPM.

MODEL NUMBER	CASE QTY.
DPB010	1000



Niagara Conservation Adjustable Toilet Flapper

Our adjustable toilet flapper is an easy-to-use and quick-to-install replacement for leaky flappers. It features an adjustable timer dial that allows the user to fine-tune the water usage from tank to bowl. This toilet flapper fits most 1.6-, 3.5-, 5- and 7-gallon toilets, is chlorine- and chloramine-resistant, and is guaranteed to prevent leaks for at least 5 years.

MODEL NUMBER	CASE QTY.
N3145	96



Leak Detection Tablets (2 Pack) CUSTOMIZABLE

Our leak detection toilet dye tablets are used to rapidly identify a leaky toilet, which can save thousands of gallons of water per year. Damaged flappers can leak water undetected down your drain. Simply place the leak detection tablets into the toilet's tank, and if blue water appears in the bowl, there is a damaged flapper that needs to be replaced. These dye tablets are nontoxic, packaged in moisture-resistant packs and include easy-to-follow bilingual directions. Customizable leak detection dye tablet packaging is available.



MODEL NUMBER	CASE QTY.
N3140	3000



Toilet Tank Bank

Our toilet tank bank is a water-saving product that's effective, low-cost, maintenance-free and user-friendly. The tank bank saves up to 0.8 gallons per flush and includes an anti-evaporation airlock so it never needs refilling. It is constructed of non-corrosive materials that resist microbes and fungal growth.



MODEL NUMBER	CASE QTY.
N3137	400



Fill Master™ Fill Cycle Diverter

Our Fill Master fill cycle diverter is a water saving product for the toilet tank that saves 1/2 to 1-1/2 gallons of water per flush. It diverts the majority of water that would normally flow down the toilet overflow tube back into the toilet tank during the filling cycle. Tune up the toilet with the Fill Master fill cycle diverter to prevent excess water from needlessly flowing down the drain. It's an easy, inexpensive water saving product that makes toilets more water efficient. Available in bulk quantities or individually packaged with installation instructions.



MODEL NUMBER	CASE QTY.
FCD010	1000



Pre-Rinse Spray Valve

Our pre-rinse spray valve produces a vigorous spray pattern that offers high performance and water-saving efficiencies. The rinser uses only 0.68 GPM and is certified by the Food Services Technology Center.




MODEL NUMBER	FINISH	FLOW RATE	WATERSENSE	CASE QTY.	WARRANTY
N2180-0.68	Chrome/Green	0.68 GPM	No	20	5 year



Water Partner Brands





AM Conservation

1701 Charleston Regional Parkway
Suite A
Charleston, SC 29492 USA

Phone: 843.971.1414
Fax: 843.971.1472
Email: customercare@amconservation.com



REQUEST A QUOTE
amconservation.com