

British  
Eventing



2024

RULES & MEMBERS' HANDBOOK

[britisheventing.com](http://britisheventing.com)



INTRODUCING  
**KONTOR**  
AVAILABLE NOW

World Champion  
**Yasmin Ingham**  
wearing Kontor  
by Charles Owen

Kontor, Charles Owen's latest addition  
to the world of equestrian safety wear!

Certified to EN 13158:2018 &  
BETA 2018 standard level 3.

RRP from £160.



**CHARLES  
OWEN**

◆ ESTABLISHED 1911 ◆

Find out more at  
[www.charlesowen.com/kontor](http://www.charlesowen.com/kontor)



## CONTENTS

CHAPTER 1	Affiliated Eventing BE Code of Conduct	2
CHAPTER 2	Membership and Horse Registration; Season Tickets; BE Youth Programme; Minimum Eligibility Requirements	4
CHAPTER 3	Event Officials; BE Team Duties; Disciplinary Sanctions	19
CHAPTER 4	The Entries Process including Balloting; Withdrawals and Refunds; Cancellation and Abandonment	25
CHAPTER 5	The Competition; General Guidance and Rules of Participation	36
CHAPTER 6	The Competition; The Individual Phases	41
CHAPTER 7	Competitors' Dress and Saddlery Equipment	61
CHAPTER 8	Scoring, Objections and Enquiries; Prizes; Points and Grading	73
CHAPTER 9	Medical, including Medical Cards; Falls and Medical Checks; Prohibited Substances; Medical Team and Equipment	80
CHAPTER 10	Veterinary, including Vaccinations and Passports; Equine Anti-Doping and Controlled Medication; Veterinary Team and Equipment	87
CHAPTER 11	Organisation and Administration; Rights and Policies	92

## ANNEXES

ANNEX 1	Entry Fees; Start Fees	98
ANNEX 2	International (FEI) Competition	101
ANNEX 3	BE Dressage Tests	110
ANNEX 4	Examples of refusals, run-outs and circles	150
ANNEX 5	BE90 and BE100 Three Day Events	154
ANNEX 6	Championships, Qualifiers & Series	158
ANNEX 7	GOBE	174
ANNEX 8	BE Officials	176
INDEX		182

## CHAPTER 1

### AFFILIATED EVENTING; BE CODE OF CONDUCT

#### AFFILIATED EVENTING

- 1.1** **British Eventing** (BE) is the governing body for Affiliated Eventing in Great Britain. BE regulates and supervises all Events which are affiliated to it.
- 1.1.1** Unaffiliated Competitions and Unsanctioned Events do not fall within the jurisdiction of British Eventing and are not subject to BE rules and regulations. BE does not accept any liability for any such activity and we are unable to warrant that they will meet the required standards of integrity to protect all participants, whether in terms of compliance with health and safety regulations, public liability insurance requirements, safeguarding or equine welfare.
- 1.2** The BE Rules, which form the framework for the conduct of National Events, are contained in this Handbook. Whenever amendments are necessary, notice will be given to members by all reasonable and appropriate means.
- 1.3** BE operates under the auspices of the British Equestrian Federation (BEF) which is affiliated to the Fédération Equestre Internationale (FEI), the world governing body of equestrian sport. The FEI has made Rules for the conduct of all **International Events**. Annex 2 to this handbook contains some information regarding these Rules which are set out in full at [www.fei.org](http://www.fei.org)
- 1.4** All Eventing competitions, National and International, consist of three separate phases, dressage, show jumping and cross country, which have to be carried out by the same Horse and rider.
- 1.5** The two types of **National Event** are:
- 1.5.1** **One day Events**; in which the three phases will usually, though not inevitably, take place on the same day with dressage first and cross country last.
- 1.5.2** **Three Day Events**; the three phases take place in the order dressage, crosscountry (with or without roads and tracks and steeplechase) and show jumping.
- 1.6** When BE affiliated Events run both National and International classes the BE Rules and the FEI Rules apply to the appropriate individual classes and are administered by the Officials appointed to each class. BE remains the supervisory body for the Event.
- 1.7** **What does BE do for its Members**  
**In exchange for payment of the membership fee to BE, Members gain access to Events of all levels which are regulated by BE, in compliance with the Rules, and various ancillary benefits. BE is the national governing body of the eventing sport in the UK, and is approved by and a member of British Equestrian, the governing body of all equestrian sport in the UK. British Equestrian is affiliated to the FEI, the international governing body of equestrian sports.**

**BE contracts with Organisers to provide Events for Members which comply with the Rules, for which BE receives an Affiliation Fee of £6.25 per Entry (for most Events), £2.50 per Entry (for GO BE) and the following Affiliation Fees for a 4\*L or 5\* Event:**

No of Horses	Scale of Fee
90+	£3869
80-89	£2579
70-79	£1934
60-69	£1934
50-59	£1290
40-49	£645

The BE Abandonment Support Fund is a new initiative for 2024, further described in Rule 4.11.

## BE CODE OF CONDUCT

- 1.8** Members of British Eventing and those connected with them are required to abide by this Code of Conduct as regards both the welfare of Horses and their own conduct.
- 1.9** BE is at one with the BEF and the FEI in that at all times the welfare of the Horse is paramount in the sport of Eventing and must never be subordinated to competitive or commercial interests. At all stages during the preparation, training and competing of competition Horses, welfare must take precedence over all other demands. This includes good Horse management, training methods, farriery, tack and transportation.  
<https://www.britishequestrian.org.uk/about-us/rulebook>
- 1.10** The sport of Eventing involves many people; as Competitors and their connections, as Organisers and the teams of Officials and as helpers. The sport relies heavily on the support and active involvement of many volunteers and many professionals in diverse fields. BE requires everyone involved in the sport to behave in a civilised and courteous way towards each other and to uphold the integrity and repute of the sport.
- 1.11** Members must familiarise themselves with requirements and obligations imposed by these BE rules which are binding on them. They should also bring these Rules to the attention of any non-members who may be participating in the sport with them, such as connections or event helpers, and do their best to ensure compliance as appropriate. Members are responsible for the actions of any nonmembers employed or otherwise assisting or acting on their behalf and any act or omission of such a person which would amount to a breach of the Rules by a Member shall constitute a breach by the Member on whose behalf it was committed.
- 1.12** It is not possible to anticipate every eventuality in these Rules. They are intended to form an interlocking code for the conduct of the sport; each Rule must be read by reference to the Rules as a whole and in the general context of this Code of Conduct.
- 1.13** Officials are required to take decisions in a fair and sporting manner and in accordance with the Code of Conduct and these Rules. Members are expected to respond and behave in the same way.
- 1.14** Failure to comply with the Rules, and the underlying Code of Conduct, may give rise to disciplinary action. The Rules relating to the disciplinary process are set out in Chapter 3.

## INTERPRETATION

- 1.14** For the purposes of these Rules:
- 1.14.1** All references to Horses include ponies unless provided otherwise.
- 1.14.2** Words connoting gender are a reference to any gender.
- 1.14.3** Words denoting the singular may include the plural, and vice versa, as appropriate.
- 1.14.4** Unless the context determines otherwise, reference to any 'phase' of an event includes the warm-up for that phase.
- 1.14.5** All requirements and obligations set out herein constitute Rules whether or not they are expressly described as such.
- 1.14.6** All permissions and authority afforded to the Chief Executive within these rules can, with approval of the Board, be exercised by an appropriate delegate.

## CHAPTER 2

### MEMBERSHIP AND HORSE REGISTRATION; SEASON TICKETS; BE YOUTH PROGRAMME; MINIMUM ELIGIBILITY REQUIREMENTS

#### 2.1 Introductory

2.1.1 All individuals wishing to become Members must first register as an Associate to BE. Associate Registration remains valid for the lifetime of the individual and is free.

2.1.2 All Competitors at BE Events must either,

- be Introductory, Standard, Premier Member of BE, or
- be a Pay As You Go (PAYG) Member

#### 2.1.3 Owner Registration

##### All registered Horses must have an Owner registered

- For the purposes of these Rules, the Owner of a Horse is the individual, company or syndicate whose name is currently registered as Owner in the BE records.
- The BE records are solely for the purposes of BE competitions and nothing therein is intended in any respect to determine, or have any bearing upon, the legal ownership of the Horse.
- The registered Owners of Horses competing on Grades 1 to 4 Season Tickets must be Introductory, Standard, Premier, Owner, Joint Owner, Syndicate or Company Members of BE.
- The registered Owners of Horses competing on a Pay as You Go Horse Season Ticket must be a PAYG, Introductory, Standard, Premier, Owner, Joint Owner, Syndicate or Company Members of BE.

2.1.4 All Horses competing at BE Events:

- must be registered with BE
- have one of the following:
  - A Full Season Ticket for the relevant year (Rule 2.6); or
  - A Half Season Ticket for the period 1st July to the end of the relevant year (Rule 2.6); or
  - A Pay As You Go Horse Season Ticket issued in accordance with Rule 2.7.

2.1.5 Horses and Riders competing in FEI classes in the United Kingdom, if ridden by GBR competitors must:

- be registered with BE, and
- have one of the following;
  - a Full Season Ticket for the relevant year (Rule 2.6); or
  - a Half Season Ticket for the period 1st July to the end of the relevant year (Rule 2.6)

#### 2.2 Membership

2.2.1 The membership categories and entitlements are set out over the page. All Members are also entitled to access the BE Website (including the Membership & Benefits area) and attend Members' Meetings.

<b>Membership Category</b>	<b>Entitlements</b>
<b>Life Membership</b>	<b>Compete and/or Own Competing Horse</b> Vote, Digital Handbook, BE Magazine, Digital Membership Card, BE Third Party Liability Insurance (Restrictions apply see policy on website).
<b>Introductory Individual Membership</b>	<b>Compete and/or Own Competing Horse</b> Vote, Digital Handbook, BE Magazine, Digital Membership Card, BE Third Party Liability Insurance (Restrictions apply see policy on website).
<b>Standard Individual Membership</b>	<b>Compete and/or Own Competing Horse</b> Vote, Digital Handbook, BE Magazine, Digital Membership Card, BE Third Party Liability Insurance. (Restrictions apply see policy on website).
<b>Premier Individual Membership</b>	<b>Compete and/or Own Competing Horse</b> Vote, Handbook, BE Magazine, Digital Membership Card, BE Third Party Liability Insurance. (Restrictions apply see policy on website).
<b>Owner Membership</b>	<b>Own Competing Horse</b> Vote, Digital Handbook, BE Magazine, Digital Membership Card. BE Third Party Liability Insurance (Restrictions apply see policy on website).
<b>Joint Owner Membership</b>	<b>Own Competing Horse</b> Vote, Digital Handbook, one BE Magazine, Digital Membership Card, BE Third Party Liability Insurance [primary member only] (Restrictions apply see policy on website).
<b>Syndicate/Company</b>	<b>Own Competing Horse</b> Membership Three designated members (more at additional cost; terms available from BE office), Digital Handbook, three Votes, three BE Magazines, digital Membership Card, BE Third Party Liability Insurance (Restrictions apply see policy on website).
<b>Supporter Individual and Company</b>	Vote, BE Magazine, Digital Membership Card.
<b>PAYG Membership</b>	<b>Compete and/or Own Competing Horse</b> Vote, Digital Handbook, Digital copy of the BE Magazine Third Party Liability Insurance (Restrictions apply see policy on website).

**2.2.2 Authority to Act.** BE will only accept instructions from the nominated Primary Contact in respect of Joint, Syndicate and Company Owners.

**2.2.3 Membership Fees** are published on the BE Website and are non-refundable.

### 2.3 Binding Obligations

By becoming a member of British Eventing Members, have agreed to be bound by:

- The Rules of British Eventing;
- The FEI Rules when competing in International classes;
- The BEF Anti-Doping and Controlled Medication Rules (BEFAR) (see Chapter 5, Rule 5.14 and Chapter 10, Rule 10.4);
- The BEF Anti-Doping Rules for Human Athletes (see Chapter 5, Rule 5.13 and Chapter 9, Rule 9.4).

### 2.4 Equine Registration

- A Horse may be registered free of charge with BE, at any age. Registration remains valid for the lifetime of the Horse. BE reserves absolutely the right to refuse to register a Horse.
- Registration of the named Horse is solely for the purposes of BE competitions and nothing therein is intended to determine, or have any bearing upon, the legal status of the Horse.
- BE accepts no responsibility for the content or accuracy of the registered details, which are intended exclusively for its own administrative use.

**2.4.2 The registration process** is as follows:

**2.4.2.1** The Horse must have a valid passport with, unless otherwise approved by the Chief Executive, a name entered by the Passport Issuing Organisation ('The PIO').

**2.4.2.2** A copy of those pages of the Horse's passport containing particulars set out below must be provided to BE within 28 days of applying for an Equine Registration. If this requirement is not complied with the Horse may not compete until the information is received, but see Rule 2.4.2.3. below in respect of imported horses.

- the PIO;
- the Horse's name;
- Unique Equine Life Number (UELN) if applicable;
- Microchip Number;
- PIO registration number (if different from the UELN);
- date of birth
- pedigree, or a statement that it is not known; and
- the breeder's name, or a statement that it is not known.

Horses must be microchipped, in line with DEFRA regulations. Horses that do not have this in place will not be eligible for initial registration or renewal of season tickets. British Eventing also requires members to register their horse or pony with the online Equine Register and activate their digital passport as a condition of registration, to support bio-security and tracing. The Equine Register manages the Central Equine Database and National Chip Checker on behalf of DEFRA and provides this service free of charge at - <https://www.equineregister.co.uk/britishequestrian>

**2.4.2.3** An imported Horse, for which a PAYG, Full or Half Season Ticket has been purchased, will automatically be put on hold and may not compete in a BE event (national or international classes) until a copy of the passport pages as described above are provided to the BE office together with a print-out of the performance record from the country from which the horse was imported.



**2.4.2.4** On registration, the Horse will be assigned:

- A unique number (“the Equine Registration Number”).
- A registered name which shall be the name entered on its passport unless,
- BE becomes aware at any time that the name entered on the Horse’s passport contains a prefix or suffix registered with the Central Prefix Register (“the protected prefix”) which has been entered on the passport without the permission of the person entitled to use the protected prefix, in which case BE may register or re-register the Horse with the name entered on the passport but omitting the protected prefix;
- the name on the Horse’s passport is offensive, has a purely commercial purpose or is otherwise unsuitable, when the Horse will be registered with an acceptable name similar to that on the passport.
- If the passport does not contain a name, the owner must return it to the PIO to have the name inserted. In the case of a Wetherby’s or foreign passport, please contact the BE office.

All decisions in this context will be taken by the Chief Executive in his absolute discretion against which there will be no right of appeal.

The registered name of a Horse may be changed if it has fewer than 61 points.

Its passport, in which the PIO has entered the proposed new name, which must be acceptable to BE, must be produced, whereupon the registered name shall be changed to the new name.

**2.4.2.5 Prefix/Suffix Registration**

An Owner of a Horse may apply for a prefix or suffix to be used, in National Competitions, in conjunction with, but separately from, the registered Horse name. Details of the fees payable and the relevant forms are available from the BE Office.

The BE Board reserves the right not to accept a prefix/suffix application without stating a reason. A prefix/suffix that is not protected will be considered for acceptance. A CPR protected prefix/suffix will only be accepted with the owner’s approval.

Note: Because the prefix/suffix is separate from, and not part of, the registered Horse name, the addition or change, of a prefix/suffix does not constitute a change of name for the purpose of these Rules.

The Owner of the prefix/suffix must be a BE Member. If this membership lapses for any reason, the prefix/suffix may no longer be used.

If ownership of a Horse with an existing prefix/suffix changes, the right to use that prefix/suffix lapses.

A Horse may only have one prefix/suffix registered at a time but a change of prefix/suffix is allowed at any time on payment of the appropriate fee.

- 2.5** Subject always to the provisions of Rule 2.4., requests for a change of recorded ownership must be made using the Change of Ownership form either online or by completing the hard copy form and submitting it to the BE office. A fully completed form must be sent to the BE office for any Horse which is currently registered with BE; including those with just an Equine Registration, and who have competed within the last three seasons.

A signature from the previous recorded owner will be required if the horse was competing with us in the current or previous two seasons. If the horse has not competed within this period, and the previous recorded owner is unknown, then a signature from the last known vendor will be acceptable. BE may, in its absolute discretion, register a transfer in circumstances where a previous owner does not sign the application, but BE has received evidence of transfer of ownership which is sufficient for its own limited purposes. There will be no charge for a change in recorded ownership.

### 2.6 Full Season and Half Season Tickets

**2.6.1 Season Tickets** confer the right for horses, 132cms and above, which are being ridden by Introductory, Standard, Premier Members or PAYG Members to compete at Events for either the Full or Half Season; See Rule 2.1.4.

**2.6.2 Season Ticket and Half Season Ticket Fees** are published on the BE Website.

### 2.6.3 Refund of Season Ticket Fees for an Unfit Horse

Where a Horse holds a Grade 1 - 4 Full or Half Season Ticket but has started in a competition fewer than three times because it has become unfit to compete, refunds of fees paid for that period of registration will be given as follows:

- No starts – full, less £10 administration charge;
- One start – two thirds;
- Two starts – one third.

In all cases a letter from the treating veterinary surgeon, giving the reason why the Horse has become unfit to compete, must accompany applications for refunds which should be sent to the BE office before 31st December of the year for which the season ticket was purchased.

### 2.7 Competitor Membership and Season Tickets

**2.7.1 Memberships and Season Tickets** which are specific to Horse or Competitor and are not transferable, are purchased either through the BE website or by application to the BE Office before entering an Event.

### 2.7.2 Rider Membership Requirements

RIDER Membership	PAYG	INTRODUCTORY	STANDARD	PREMIER
BE80	✓	✓	✓	✓
BE80Ou18	✓	✓	✓	✓
BE80Ou18 Championship	X	✓	✓	✓
BE80 Regional Championship (NQ/Champs)	X	✓	✓	✓
BE90	✓	✓	✓	✓
BE90Open	✓	✓	✓	✓
BE90u18	✓	✓	✓	✓
BE90u18 Championship	X	✓	✓	✓
BE903DE	X	✓	✓	✓
BE903DEOpen	X	✓	✓	✓
BE90 Regional Championship (NQ/Champs)	X	✓	✓	✓

BE100	✓	X	✓	✓
BE100Open	✓	X	✓	✓
BE100Plus	✓	X	✓	✓
BE100u18	✓	X	✓	✓
BE100u18 Champ	X	X	✓	✓
BE1003DE	X	X	✓	✓
BE1003DE open	X	X	✓	✓
BE100 Regional Championship (NQ/Champs)	X	X	✓	✓
BE105	✓	X	✓	✓
Novice	✓	X	✓	✓
Open Novice	✓	X	✓	✓
ONu18	✓	X	✓	✓
Pony	✓	X	✓	✓
Intermediate Novice	✓	X	✓	✓
Novice Masters	✓	X	✓	✓
Restricted / Novice National Champ	X	X	✓	✓
Intermediate	✓	X	X	✓
Open Intermediate	✓	X	X	✓
Olu21	✓	X	X	✓
Advanced Intermediate	✓	X	X	✓
Intermediate Championship	X	X	X	✓
Advanced	✓	X	X	✓
Open Championship	X	X	X	✓
1*	X	X	✓	✓
2*	X	X	✓	✓
3*	X	X	X	✓
4*	X	X	X	✓
5*	X	X	X	✓

**2.7.3 Horse Season Ticket Requirements**

<b>HORSE Registration</b>	<b>PAYG</b>	<b>Grade 4</b>	<b>Grade 3</b>	<b>Grade 2</b>	<b>Grade 1</b>
BE80	✓	✓	X	X	X
BE80Ou18	✓	✓	✓	✓	✓
BE80Ou18 Championships	X	✓	✓	✓	✓
BE80 Regional Championships (NQ/Champs)	X	✓	X	X	X
BE90	✓	✓	X	X	X
BE90Open	✓	✓	✓	✓	✓
BE90u18	✓	✓	✓	✓	✓
BE90u18 Championship	X	✓	✓	✓	✓
BE903DE	X	✓	X	X	X
BE903DEOpen	X	✓	✓	✓	✓
BE90 Regional Championships (NQ/Champs)	X	✓	✓	✓	✓
BE100	✓	✓	X	X	X
BE100Open	✓	✓	✓	✓	✓
BE100Plus	✓	✓	✓	X	X
BE100u18	✓	✓	✓	✓	✓
BE100u18 Championship	X	✓	✓	✓	✓
BE1003DE	X	✓	X	X	X
BE1003DE open	X	✓	✓	✓	✓
BE100 Regional Championships (NQ/Champs)	X	✓	✓	✓	✓
BE100 National Qualifier/Champ	X	✓	X	X	X
BE105	✓	✓	✓	✓	✓
Novice	✓	✓	✓	X	X
Open Novice	✓	✓	✓	✓	✓
ONu18	✓	✓	✓	✓	✓
Pony	✓	✓	✓	✓	✓
Intermediate Novice	✓	✓	✓	✓	✓
Novice Masters	✓	✓	✓	✓	✓
Restricted / Novice National Champ	See Annex 6 for details				
Intermediate	✓	✓	✓	✓	X
Open Intermediate	✓	✓	✓	✓	✓
Olu21	✓	✓	✓	✓	✓

Advanced Intermediate	✓	✓	✓	✓	✓
Intermediate Championship	See Annex 6 for details				
Advanced	✓	✓	✓	✓	✓
Open Championship	See Annex 6 for details				
1*	X	Horses must hold a ticket in accordance with their Grade and the classes they are competing in. Also, see Rule 2.1.5.			
2* inc U18 Championships	X				
3*	X				
4*	X				
5*	X				

**An additional fee will be added to each entry where either the rider, owner or horse has a PAYG membership or season ticket**

**2.8 The British Eventing Youth Programme** incorporates both age restricted competition and training for Members, who are in the year of their 12th - 21st birthday.

**2.8.1 The Regional Youth Programme for riders aged 12 to 21 Years old** covers four levels of competition with on-event Youth Coach and/or Youth Official support **at some competitions.**

- Olu21, riders who compete at Open Intermediate level.
- u18 Novice riders compete in Regional Open Novice u18 (ONu18) classes and a National Under 18 Championship, including teams held at CCI2\*-L.
- u18 BE100 riders compete in BE100Ou18 Regional classes and have a National u18 Championship, including teams held at BE105.
- u18 BE90 riders compete in BE90 Ou18 Regional classes and have a National u18 Championship, including teams.
- u18 BE80 riders compete in BE80Ou18 Regional classes and have a National u18 Championship, including teams.

**2.8.2 Ponies.** Open for members in the years of their 12<sup>th</sup> - 16<sup>th</sup> birthday riding a pony, **who compete at 105, Novice and CCIP2\* S/L** with a Pony **National** Championship held at CCI2\*-L level. All ponies taking part in International Pony competitions must not exceed the FEI pony regulated height. See rule 2.9.3.3

**2.8.3 Juniors.** Open for members in the year of their 14<sup>th</sup> - 18<sup>th</sup> birthday who compete at Novice and CCI2\* classes or above with a Junior **National** Championship held at CCI2\*-L level.

**2.8.4 Young Riders.** Open for members in the year of their 16<sup>th</sup> – 21<sup>st</sup> birthday, who compete at Intermediate and CCI3\* or above. Young Riders may compete at any level without age restriction including the U-25 advanced classes with a U-25 **National** Championships at CCI4\*-L and a U21 **National** Championships at CCI3-L\*.

**2.9 Minimum Eligibility Requirements (MERs) for Horses and Competitors.****2.9.1 Minimum Eligibility Requirements; National**

Competitors who wish to compete in National classes above BE90 level, must demonstrate an ability to achieve the Minimum Eligibility Requirement standard at each level. At the higher levels, this applies to horses as well as Competitors.

The MER standard is achieved by completing a competition with:

- no more than 45 dressage penalties,
- no more than 16 show jumping obstacle penalties,
- 0 cross country jumping penalties and no more than 30 cross country time penalties. (The addition of 10 Disciplinary Penalties will maintain the MER result on cross country)

The Table in Rule 2.9.5 sets out the MERs to be fulfilled by both Horse and Competitor before competing at each level in National Competitions.

Attainment of these MER's does not certify that either a Horse or a Competitor is necessarily fit or competent to compete at the relevant level. The MER's merely indicate the levels which must have been achieved.

Competitors are responsible for ensuring that material MER's are fulfilled. Failure to do so will be a breach of these Rules.

These MER's apply to all Competitors, whatever their nationality. However, a foreign Competitor may be allowed, on production of his performance record from his National Federation, to compete at a level equivalent to that at which he has competed in his own country.

**2.9.2 Continuing Performance Requirements****2.9.2.1 Horses**

A horse which is **competing** at any level of competition including FEI competition, incurs either

- Two (2) consecutive cross-country eliminations, **one or both of which are as a result of a fall of horse or rider** or
- A total of three (3) eliminations, **one of which are as a result of a fall of horse or rider**, within a 12 month rolling period may not compete again at that level or the highest level, at which the eliminations were incurred until an MER standard round has been completed either
- **A total of any type of four (4) eliminations within a 12 month rolling period may not compete again at that level or the highest level, at which the eliminations were incurred until an MER standard round has been completed either**
- At the level immediately below that at which the eliminations were incurred, or
- If incurred at different levels, at the level below the highest level at which the eliminations were incurred.

**2.9.2.2 BE80**

If a Continuing Performance Requirement is incurred by cross country eliminations at BE80 level then the rider will be contacted by a BE Staff member and asked to attend a cross country training session on grass with a BE Accredited Coach before the horse may again take part in any BE Competition. A written report must be submitted to the BE Office from the BE Accredited Coach after the training session. This training session will be at the rider's expense.

A further Continuing Performance Requirement will not be imposed unless a horse incurs two additional consecutive cross country eliminations as a result of refusal, run out or fall of horse or rider, or three such eliminations within a 12 month rolling period following the assessment.

**2.9.2.3 Riders.**

A Rider of a horse or horses which incur two Continuing Performance Requirements within a 12 month rolling period will be referred under Rule 3.8.4

**2.9.3 Age, Height, Achievement as a Combination and Exemptions**

**2.9.3.1 Age of Competitors** – No Competitor may take part in a BE affiliated Event unless they are at least in the year of their 12th birthday.

**2.9.3.2 Horse** – For the purposes of the MERs, a Horse’s age is calculated as from 1st January in the year in which it was foaled.

Certain class specific age limitations for Horses and Competitors are included in the following paragraphs.

**2.9.3.3 Height**

- Horses competing in BE80 and BE90 classes must be at least 132cms in height.
- Horses competing in all other National classes must be at least 142cms in height.
- Ponies competing in National and International Pony Classes must be at least 142cms in height. As stated in Article 1080 in the FEI Veterinary Regulations, a ponies’ regulatory height must not exceed:
  - 148cm without shoes (any measurement between 148.1cm and 148.9cm will be rounded down to 148.0cm); and
  - 149cm with shoes (any measurement between 149.1cm and 149.9cm will be rounded down to 149.0cm)

All ponies entering an International Pony class must have a valid official FEI measurement, obtained at an official FEI measuring session.

Any pony that does not comply with the measurement requirements will not be allowed to compete until it has been re-measured and permission has been obtained from the Head of Youth for it to be entered in a future Pony Class.

**2.9.3.4 Achievement of MERs as a Combination**

Unless specifically stated in these Rules, Horses and Competitors are not required to achieve the MERs as a combination.

**2.9.3.5 Exemptions in Exceptional Circumstances**

By a written Exemption in Exceptional Circumstances, (‘Exemption’) the appropriate Performance Manager or the Chair of the appropriate Youth Programme, may give permission for any Competitor to ride any Horse in any competition. It is the responsibility of the rider to ensure an exemption is in place prior to competing.

Application Forms for exemptions should be submitted as far in advance as possible and before submitting an entry to the event, allowing at least 7 days before the ballot date. The Exemption must accompany the relevant entry. Applications not made within the time frame stated above may only be accepted at the discretion of the appropriate Programme Manager or Chair of the Youth Programme.

**2.9.3.6 Youth Age Exemptions**

All **age** Exemption requests from Youth competitors should be made by completing the application form.

To access this, request a form from training@britisheventing.com the form will automatically notify the **Head of Youth** to decide.

**2.9.4 International MERs (including GBR Youth requirements for International competitions) - see Annex 2 for details**

**2.9.5** The table below shows all MERs (please see rule 2.9.1) and related information for National classes:  
BE80(T) on event schedules indicates a Training section will be available.  
Please refer to the Competitor Membership and Horse Season Ticket tables in Rule 2.7

CLASS	HORSE	COMPETITOR
<b>BE80</b> <i>There is no obligation to move out of BE80</i>	Grade 4. 5 years old and above. Except: From 1st July 4 year old Horses may compete up to 4 times in a combination of BE80 and/or BE90 Classes. At least 132cms height.	Competitors who have completed an Advanced, 3*, 4* or 5* competition prior to ballot date in the current season, or in the four immediately previous seasons, may only take part HC.
<b>BE80 OPEN UNDER 18</b> <b>BE80 Ou18</b> <i>There is no obligation to move out of BE80</i>	All Grades. 5 years old and above.  At least 132cms height.	Members in the year of 18th birthday and under.  MERs as for BE80  All combinations must be registered on the Youth Programme.
<b>BE90</b> <i>There is no obligation to move out of BE90</i>	Grade 4. 5 years old and above. Except; from 1st July 4 year-old Horses may compete up to 4 times in a combination of BE80 and/or BE90 Classes. At least 132cms height.	Competitors who have completed an Advanced, 4* or 5* competition prior to ballot date in the current season, or in the four immediately previous seasons, may only take part HC.
<b>BE90 OPEN</b> <i>BE90 standard</i>	All Grades. 5 years old and above. Except; from 1st July 4 year-old Horses may compete up to 4 times in a combination of BE80 and/or BE90 Classes. At least 132cms height.	



CLASS	HORSE	COMPETITOR
<b>BE90 OPEN UNDER 18 (BE90 Ou18)</b> <i>There is no obligation to move out of BE90</i>	All Grades. 5 years old and above. At least 132cms height.	Members in the year of 18th birthday and under.  MERs as for BE90  All combinations must be registered on to the Youth Programme.
<b>BE90</b> THREE DAY EVENTS	See Annex 5.	See Annex 5.
<b>BE100</b> <i>There is no obligation to move out of BE100</i>	Grade 4.  5 years old and above.  At least 142cms height.	If in the year of 12th or 13th birthday; must have 2 MERs at BE90 competitions as a combination.
<b>BE100 OPEN</b> <i>BE100 standard</i>	All Grades. 5 years old and above. At least 142cms height.	MERs as for BE100.  If in the year of 12th or 13th birthday; must have 2 MERs at BE90 as a combination.
<b>BE100 OPEN UNDER 18 (BE100 Ou18)</b> <i>There is no obligation to move out of BE100</i>	All Grades.  5 years old and above. At least 142cms height.	Members in year of 18th birthday and under.  MERs as for BE100.  If in the year of 12th or 13th birthday; must have 2 MERs at BE90 as a combination.  All combinations must be registered on to the Youth Programme.
<b>BE100</b> THREE DAY EVENTS	See Annex 5.	See Annex 5.
<b>BE100 PLUS</b> <i>Dressage Novice standard.                      SJ BE100 Plus standard.                      XC BE100 standard &amp; speed.</i>	Grade 3 & 4.  5 years old and above. At least 142cms height.	MERs as for BE100.  If in the year of 12th or 13th birthday; must have 2 MERs at BE90 as a combination.
<b>BE105</b> <i>Dressage Novice standard.</i>	All Grades.  5 years old and above. At least 142cms height.	Must have 2 MERs at BE100 / BE100 PLUS.  If in the year of 12th or 13th birthday; must have 2 MERs at BE100 as a combination.

CLASS	HORSE	COMPETITOR
<b>NOVICE (N)</b>	Grade 3 & 4.  5 years old and above.  At least 142cms height.	Must have 3 MERs at BE100 / BE100 PLUS / BE105 * / CCI1*  If in the year of 16th birthday or younger 1 MER must be as a combination.  If in the year of 14th birthday or younger an age exemption is required.
<b>OPEN NOVICE (ON)</b>	All Grades.  5 years old and above.  At least 142cms height.	MERs as for Novice.
<b>OPEN NOVICE UNDER 18 (ONu18)</b>	All Grades.  6 years old and above. Horses may be any grade to compete in N u18 classes, but in order to be eligible for the Regional Team Championships must not have completed an Advanced, CCI4*-S/L, CCI5*-L in the current year.  At least 142cms height.	Members in the year of 18th birthday or under.  MERs as for Novice.  All combinations must be registered on to the Youth Programme.  If in the year of 16th birthday or younger 1 MER must be as a combination.  If in the year of 14th birthday or younger an age exemption is required.
<b>PONY OBSERVATION FIXTURE (PT)</b>  <i>BE100, BE105 &amp; Novice-standard</i>	All Grades.  Ponies must be 6 years old and above.  Pony Trials are run under a combination of BE and FEI rules as outlined in the Pony Programme.  Height: see Rule 2.9.3.3	Must meet the criteria of the Pony Riders, see Rule 2.8.3.  PT 100 – MERs as for BE 100 PT 105 – MERs as for BE 105 PT Novice – MERs as for BE Novice.
<b>INTERMEDIATE NOVICE (IN)</b> <i>Dressage Intermediate standard. SJ Intermediate Novice standard. XC Novice standard and speed.</i>	All Grades  5 years old and above.  At least 142cms height.	MERs as for Novice.

CLASS	HORSE	COMPETITOR
<b>INTERMEDIATE (I)</b>	<p>Grade 2, 3 &amp; 4.</p> <p>Must have 5 MERs at Novice classes (incl. HC) and/or CCI2*-S/L.</p> <p>5 years old and above for one day Events.</p> <p>7 years old and above for Intermediate Championships.</p> <p>At least 142cms height.</p>	<p>Must have 5 MERs at Novice (incl. HC) and/or CCI2*-S/L.</p> <p>Unless qualified to ride at Advanced level a first time must, with that Horse, first complete 1 MER at Novice (Incl. HC) or CCI2*-S/L.</p> <p>If in year of 16th birthday or younger; may only enter with an exemption per Rule 2.9.3.6 and must have <b>all 5 MERs</b> as a combination .</p>
<b>OPEN INTERMEDIATE (OI)</b> <i>Intermediate standard</i>	<p>All Grades.</p> <p>Must have achieved 5 MERs at Novice (incl. HC).</p> <p>5 years old and above.</p> <p>At least 142cms height.</p>	<p>MERs as for Intermediate.</p>
<b>OPEN INTERMEDIATE UNDER 21 (OIu21)</b>	<p>All Grades.</p> <p>Must have 5 MERs at Novice (incl. HC)</p> <p>5 years old and above.</p> <p>At least 142cms height.</p>	<p>Members only in the year of their 21st birthday and under.</p> <p>MERs as for Intermediate.</p> <p>If in year of 16th birthday or younger may only enter with exemption per Rule 2.9.3.6 and must have 5 MERs at Novice (incl. HC) or CCI2*-S/L as a combination.</p> <p>All combinations must be registered on to the Youth Programme.</p>
<b>ADVANCED INTERMEDIATE (AI)</b> <i>Dressage Advanced or Advanced Intermediate standard. SJ Advanced standard. XC Intermediate standard and speed.</i>	<p>All Grades.</p> <p>Must have 5 MERs at Novice (incl. HC) prior to Ballot Date.</p> <p>5 years old and above.</p> <p>At least 142cms height.</p>	<p>Members only in year of their 17th birthday or older.</p> <p>Must have completed 5 MERs at Novice (incl. HC) or CCI2*-S/L.</p> <p>Unless qualified to ride at Advanced Level, a Competitor competing at this level on a Horse for the first time must, with that Horse, first complete 1 MER at Novice</p>
<b>ADVANCED (A)</b>	<p>All Grades.</p> <p>6 MERs at Intermediate (incl. HC) or CCI3*-L/S</p> <p>7 years old and above.</p> <p>At least 142cms height.</p>	<p>Members only in year of their 17th birthday or older.</p> <p>Must have 5 MERs at Intermediate (incl. HC) or CCI3*-S/L</p> <p>A Competitor competing at this level on a Horse for the first time must, with that Horse, first complete 1 MER at Intermediate.</p>

# HAVING DIFFICULTY IN A **SNAFFLE** OR **ELLIPTICAL**?

## Try Tongue Relief...



**TONGUE RELIEF** WILL BE INSTANTANEOUS

- Appreciated by your horse
- Improve contact by decreasing pressure.

**BITTING EXPERTS FOR THE LAST 30 YEARS**

1b Boston Road, Merrivale, Howick, 3291, South Africa.

Free biting advice: ☎ +27 73 297 5492 @ help@bombers.co.za



## CHAPTER 3

### EVENT OFFICIALS; BE TEAM DUTIES; DISCIPLINARY SANCTIONS

- 3.1** The **Organiser** of an Event is the person or company who has contracted with BE in an Affiliation Agreement to organise a BE Event and to run specified classes at that Event. The Organiser has financial responsibility for the Event, appoints all officials except the BE team, and, in consultation with the appointed Health and Safety Steward and the BE Steward, is responsible for ensuring that the Event reflects the BE Health and Safety Guidelines.
- 3.2** The **Entries Secretary** will normally handle all aspects of entries, withdrawals and other administration. A separate secretary who will handle stabling may also be named in the Schedule.
- 3.3** Prior to the Event, an Event Secretary [who may be named in the Event schedule] may handle those administrative matters not dealt with by the Entries Secretary.
- During the Event, information regarding all administrative matters will be available at the Information Point including for example
- contact details for the BE Steward, Technical Adviser and other officials,
  - collection arrangements for dressage sheets,
  - arrangements for prizes where prizegivings are not held.
- 3.4** The **Health and Safety Steward** is appointed by the Organiser to advise the Organiser on all aspects of Health and Safety. He must be independent of the Organiser or Organising Committee. He will be present for the duration of the event.
- 3.5** The **Medical Team**. The Organiser will appoint at least one Event Doctor who will lead the medical team. Details of all medical matters are set out in Chapter 9 of these Rules.
- 3.6** The **Veterinary Team**. The Organiser will appoint at least one Veterinary Officer who will lead the veterinary team. Details of all veterinary matters are set out in Chapter 10 of these Rules.
- 3.7** The **BE Team**
- 3.7.1** The BE Team comprises of:
- The BE **Steward**, who is the official representative of BE at the Event.
  - The BE **Technical Adviser**, who has particular responsibility for all technical matters and shares with the BE Steward responsibility for the interpretation and application of the BE Rules and Guidelines.
  - The BE **Scorer**, who is responsible for production of the timetable, overall scoring and production of results.

- 3.7.2** The **duties** to be carried out by the Steward in conjunction with the Technical Adviser and where appropriate, in consultation with the Organiser and other relevant officials, include:
- Ensuring that proper arrangements have been made for acceptance of the appropriate number of entries, the running and judging of each phase, the time-keeping, the scoring and health and safety matters which includes arrangements for dealing with unforeseen eventualities and other incidents.
  - Approving show jumping and cross country courses before they are open to competitors and such alterations as may be necessary throughout the Event.
  - Adjudicating upon all discretionary issues, protests and objections.
  - Approving any changes to the published schedule including cancellation or abandonment; which may be necessary for the efficient and safe running of the Event.
  - Ensuring that the Event is conducted throughout in accordance with these Rules, including handling all disciplinary issues and other material Incidents arising in connection with the Event.

**3.8 Discipline (including Appeals), Event Incidents, Rider Referrals, Horse Falls**

**3.8.1 Disciplinary Sanctions.**

**3.8.2** If the BE Steward, in consultation with the Technical Adviser, is satisfied that any Member, any person taking part in the Event, or a person connected in any way with a Member, has acted in breach of, or is not complying with, these Rules, he has the authority under these Rules to impose one or more of the following sanctions:

**3.8.1.1** The withdrawal or retirement of the Horse and Competitor;

**3.8.1.2** A Caution;

**3.8.1.3** The addition of 10 penalties to the score of a combination for unacceptable conduct or **breach of Rules** by the Competitor;

**3.8.1.4** The addition of 25 penalties to the score of a combination for dangerous riding;

**3.8.1.5** Elimination and/or Disqualification of the Horse and Competitor;

**3.8.1.6** Disqualification of the Competitor from further participation in any classes, National or International, at the Event.

**3.8.1.7** A fine of up to £500;

**3.8.1.8** Alternatively, or in addition to any of the above, the Steward may refer the matter to the Chief Executive and when doing so may recommend that the Competitor should be:

- Suspended from competition for a period of time, under the provisions of Rule 3.8.6.1, and /or;
- Referred to the Disciplinary Chairman.

**3.8.2 BE Discipline Recording**

All Disciplinary Sanctions will be recorded on the named person's record.

### **3.8.3 BE Disciplinary List.**

Disciplinary Sanctions will be shown on this list for a period of at least 12 months. The named person will be notified. Entries on this list will be published by BE from time to time. Details of the List entry will be made available to the person named on written request to the BE Office.

### **3.8.2.2 The BE Incident Log**

The BE Steward, in consultation with the TA, has authority under these Rules to record in the Event Incident Log any conduct of, or circumstances involving, a Member, any person taking part in the Event, or a person connected in any way with a Member, which, though not appropriate for a Disciplinary Sanction, may have given cause for concern. The Log is an internal document which will be made available to BE Officials and others as necessary. The person concerned will always be told, by the BE Steward or Technical Adviser that they are to be added to the Log and of the reasons why. Details of the Log entry will be made available to the person named on written request to the BE office.

### **3.8.3 FEI Discipline**

All Yellow Warning Cards/Sanctions issued by the FEI will be recorded on the BE Discipline/Incident lists as appropriate.

### **3.8.4 Rider Referrals**

If a Competitor's riding has given cause for concern and the BE Steward or Technical Adviser consider that the Competitor may benefit from additional advice and/or training, they may refer the Competitor, via the Event Incident Log, to the BE Office who in conjunction with a representative from the Sport Risk Committee will discuss the matter. After discussion with the Competitor, the representative will decide whether coaching sessions and/or assessments with a specifically appointed senior BE coach are necessary.

If at any time the Sport Risk Committee Representative has on-going concerns he may refer the matter to the Chief Executive who may, inter alia, prevent the Competitor entering further BE competitions until those concerns are resolved.

### **3.8.5 Horse Fall Protocol**

BE has in place a Horse Fall Protocol for tracking and responding to recurrent Horse falls. Full details of the Protocol, which forms part of these Rules, can be obtained from the BE office.

The BE Sport Risk Coordinator will investigate any Horse which has two falls in a 12 month period and, in conjunction with the owner and rider, seek to ascertain the reason for the falls and steps which may be needed to prevent further falls.

Any Horse which falls three times in a 24 month period will be automatically suspended pending investigation involving the Chairman of the Sport Risk Committee and a member of the Cross Country Advisory Committee.

If at any time the BE Sport Risk Coordinator has on-going cause for concern, he may refer the matter to the Chief Executive.

### **3.8.6 The Disciplinary Powers of the Chief Executive**

#### **3.8.6.1 In circumstances where**

- a Member is referred to the Chief Executive by a BE Steward under Rule 3.8.1.8, or
- more than one disciplinary sanction is imposed on a Member within a period of 12 months, or
- a Member is named on the Event Incident List more than once in a period of 12 months, or
- the Chief Executive is satisfied, after enquiry if necessary, that any Member, or any person taking part in an Event, or a person connected in any way with a Member, has acted in breach of, or has not complied with, these Rules, or investigation is taking place into alleged breach of these Rules, or a criminal investigation is taking place, the Chief Executive may
- impose any one or more of the sanctions set out in Rules 3.8.1.1 to 3.8.1.7, or
- increase or add to any such sanction already imposed, subject always to the limits of those Rules or
- impose a period of suspension, or
- refer the matter to the Disciplinary Chairman.

#### **3.8.6.2** Where it appears to the Chief Executive, whether by way of a reference from the BE Steward or otherwise, and irrespective of any other disciplinary sanction which may have been imposed, that there has been a serious breach of these Rules, he may suspend the Member concerned from participation in any Event, with immediate effect.

The Chief Executive must give prompt notice of the suspension to the Member concerned and to the Disciplinary Chairman. Within seven days of being informed of the suspension, the Member concerned may apply to the Disciplinary Chairman, by written notice to the Chief Executive, to discharge or vary the suspension (see Rule 3.8.8.3).

### **3.8.7 Appeals from BE Steward and/or the Chief Executive**

An appeal may be made to the Disciplinary Chairman against any sanction imposed by the BE Steward under Rule 3.8.1 or by the Chief Executive under Rule 3.8.6.1. Such appeal must be made, within five working days of the decision appealed against, in writing to the Chief Executive and must be accompanied by a fee of £100.

### **3.8.8 The Disciplinary Chairman and Panel**

#### **3.8.8.1** The Disciplinary Chairman must have legal qualifications and shall be appointed by the Board to carry out the duties set out below. If the need arises, the Chairman of the Board may appoint an Alternate Disciplinary Chairman for any particular case. That Alternate will have all powers and duties of the Disciplinary Chairman for the case on which he is appointed, unless otherwise limited by the terms of the appointment.

#### **3.8.8.2** On a reference by the Chief Executive under Rule 3.8.6.1, or on an appeal under Rule 3.8.7 the Disciplinary Chairman may either

- deal with the matter himself, or
- appoint a Disciplinary Panel, consisting of himself and at least two other members, to adjudicate on the matter.

If an affected party fails to take part in the disciplinary process, the process may nonetheless be continued to its conclusion.



**3.8.8.3** On notice of any application to set aside a suspension by the Chief Executive under Rule 3.8.6.2, the Disciplinary Chairman may

- confirm, vary or annul the suspension, and,
- if appropriate, appoint a Disciplinary Panel, consisting of himself and at least two other members, to adjudicate on the matter.

**3.8.8.4** On any of the matters to be dealt with by him, the Disciplinary Chairman will decide on the procedure which is appropriate to achieve a fair resolution of the matter in question.

**3.8.8.5** The Disciplinary Chairman, or an appointed Disciplinary Panel, may impose all or any of the following sanctions;

- the sanctions which could have been imposed by the BE Steward
- disqualification of the horse and/or rider from any Event which is the subject of the disciplinary matter.
- suspension of the horse and/or rider and/or any other connected person for a period of up to three years.
- a fine of up to £2,000
- suspension from membership of BE for a period of up to three years
- expulsion from membership of BE.

In addition, the Disciplinary Chairman, or a Disciplinary Panel, as appropriate, may make such orders for payment of costs, both as to amount and payment terms.

**3.8.9 Appeals from the Disciplinary Chairman or Panel.**

An appeal may be made to the BEF Appeal Panel, in accordance with the BEF Appeal Rules, against any decision of the Disciplinary Chairman or Panel.

**3.8.10 Complaints.** BE has an established Complaints Policy and Procedure, details of which are on the website or a copy may be obtained from the BE Office.

**3.8.11 Cross Discipline Suspensions.** If a member is suspended by another member body of the British Equestrian Federation, that member will automatically be suspended from British Eventing on the same terms.

**3.8.12 FEI Suspensions.** If a member is suspended by the FEI, that member will automatically be suspended from British Eventing on the same terms.

# COOKE

ATTENTION TO DETAIL IS STANDARD.



SPECIALISING IN ALL HGV'S 26T 18T 16T 12T & 7.5T



## CHAPTER 4 THE ENTRIES PROCESS INCLUDING BALLOTING; WITHDRAWALS AND REFUNDS; CANCELLATION AND ABANDONMENT

- 4.1 Event Information.** All necessary information about each Event is on the BE website. Some Events, and some Entries Secretaries, also have their own websites. All of these sites, which usually contain links to each other, will be updated during the run-up to an Event and Competitors should keep a regular eye on them.
- Some Events may use a third-party entries system therefore, some of the rules on entries will not be relevant (e.g. Balloting). The Entry policy will be stated on the individual event schedule.**

Each Event Schedule will include a lot of relevant information, including:

- 4.1.1** The names and contact details of the Organiser(s) and the Entries Secretary. See Rules 3.1 and 3.2.
- 4.1.2** **The Classes**, including special classes or qualifiers, and the day(s) when they will run.
- 4.1.3** **The Fees** (See also Annex 1)
- **Entry Fee** for each class, which must be paid when entering (VAT receipts are available on request).
  - **Starting Fee.** This is payable before competing at the time an entry is made. It is refundable if the Competitor does not start the dressage in accordance with Rule 4.12.2. If a competitor changes class, then a difference in start fee should either be paid in addition if the class start fee is higher or refunded if the class start fee is lower.
  - **Booking Fee.** This is payable per entry at the time of entering. This fee is non-refundable if any entry refunds are made.
- 4.1.4** **The Opening Date for Entries** is usually 5-6 weeks before the Event. No advantage will be gained by entering before this date. See Rule 4.4.1.
- 4.1.5** **Where applicable** the **Ballot Date** will be a Tuesday, usually 18-21 days before the Event or 25-28 days if the Event balloted the previous year, and the Ballot Period. See Rule 4.4.
- 4.1.6** **The Late Entry Surcharge Date.** Any time after Ballot Date, when a £10 surcharge (plus VAT if applicable) may be charged, at the Organiser's discretion.
- 4.1.7** **The Event Refund Policy.** This important information can vary between Events. See Rule 4.12.
- 4.1.8** **The Entry Amendment Date.** All information on withdrawals and changes to entries should be notified by this date to help in the preparation of Competitors' starting times. See Rule 4.8.
- 4.1.9** **The Starting Times** information includes details of publication. See Rule 4.8.
- 4.1.10** **Stabling arrangements**, including information on refunds on withdrawal and abandonment.
- 4.2** **Entries** should be made in accordance with the information in the Schedule, online with payment in full by card. Incorrect entries may be rejected. No entries will be accepted without payment.

**4.2.1 Multiple Entries; Arrangements and Limitations**

- Competitors entering more than one Horse in an Event may state with their entry the order in which they wish to ride them, which will be complied with where possible, and the preferred order of priority on a ballot. Where no preference is expressed, the Organiser’s decision is final.
- The Organiser may reduce the number of Horses ridden by any Competitor because of timetabling constraints.
- No Competitor may ride more than 5 Horses in the cross country phase in one day.

**4.2.2 Hors Concours (HC)**

- Horses may only take part in a Class which is lower than their actual Grade by running HC.
- A Horse may not take part HC in a class for which it is eligible unless its Competitor is over-qualified for the Class.
- No Horse or Competitor may take part HC in a class for which either is under qualified.
- HC Competitors are bound by the same rules as other Competitors in the Class. Although neither prizes nor points will be awarded, qualifications for other competitions may sometimes be earned by both Horse and Competitor.
- Competitors are responsible for advising that an entry is HC. Such entries will be marked HC on the scoreboard and in the Programme when possible.

**4.2.3 Inducement to compete.** No Member shall offer or receive any form of inducement that is not available to all Competitors to enter or compete in any National Event unless the Chief Executive permits otherwise.

**4.3 Competitor limits**

The maximum number of entries which may be accepted by Events from the point of sectioning onwards, which reduces according to the number of course changes, is set out in the table below:

Course Changes	Maximum number of entries per day	
	Before BST and after 30th September	After BST and before 30th September
0,1,2	258	300
3	248	290
4	238	280
5	228	270
6	218	260

The maximum permitted number of Competitors per section is 42 unless permission is otherwise granted.

**4.4 Acceptance of Entries and Balloting**

**4.4.1** After the Event Opening date, all applications for entry will be listed on the relevant website as received; inclusion in this list does not confirm that applications have been accepted.

All applications for entry will be processed after Ballot Date in accordance with Rules 4.4.2 - 4.12.

There is no obligation on an Organiser to accept any entry at any stage of this process.

#### 4.4.2 Events which are not oversubscribed at Ballot Date;

- Will normally accept all entries already received at this stage, subject to the Organiser's power to refuse an entry.
- Will notify Competitors of acceptance of their entry by email or on the BE website.
- May continue to accept entries for all or some sections as notified on the website.
- May run a wait list for sections (see Rule 4.5 and 4.6) which reach their limit.

#### 4.4.3 Over-subscribed Events; 'Balloting'. If an Event is oversubscribed at the Ballot Date, at 12 noon on the Ballot Date the Entries Secretary will close all oversubscribed classes to further entries and will wait-list or ballot out surplus entries. Balloted entries which are not wait-listed will receive full refunds. (see Rule 4.11.3)

#### 4.4.3.1 Ballot Numbers. Each Horse Season or Half-Season Ticket is issued with Ballot Numbers for each specified ballot period during the season This does not include PAYG Horse Season Tickets. Two Super Ballot Numbers will be issued to a Horse Season Ticket and One Super Ballot Number will be issued to a Half-Season Ticket for use during that season. Members of the Armed Forces or dependants serving overseas may be issued with Super Ballot Numbers to enable them to compete when otherwise they might not be able to do so. The terms of use for Ballot Numbers are:

- Ballot Numbers/Super Ballot Numbers if required must be applied at the time of making an entry and cannot be added to an entry retrospectively.
- If an entry is withdrawn before Ballot Date, the Ballot Number can be re-used.
- If an entry is withdrawn after Ballot Date or the Event is cancelled or abandoned, the Ballot Number cannot be reused.
- If an entry using a monthly Ballot Number is balloted, that Ballot Number is replaced with a Super Ballot Number.
- If an entry using a Super Ballot Number is balloted, that Super Ballot Number can be re-used and an additional one will be issued.
- If an entry with a Super Ballot Number is Withdrawn from the Wait List, that Super Ballot Number can be re-used.
- If an entry with a Super Ballot Number is Wait Listed and is not offered a place in the competition, that Super Ballot Number can be re-used and an additional one will be issued.
- In the case of abandonment, Super Ballot Numbers can be re-used for future entry.

#### 4.4.3.2 Priority of Classes on Balloting

- International class entries take precedence over National class entries only on the day the International classes are scheduled to run Cross Country.
- Organisers are to accept as many Advanced and Intermediate class entries as possible. If numbers in these classes nonetheless have to be limited, this should be done first in consultation with the National Selectors and then by rejecting entries from multiple Competitors in those classes by day e.g. rejecting their 5th entries, then 4th etc. from all Competitors in the class, then following normal balloting rules as below.
- Organisers who have agreed to run qualifier classes for the Championships listed in Annex 6 must give priority to these classes.
- Subject to the above, Organisers must give priority to higher classes, if necessary by rejecting whole classes.
- However, where more than 21 or more Entries are received in any Restricted Classes (Open, Regional Youth, Plus etc.), these cannot be rejected in their entirety if at least one (1) Section of the "Principal" Class (e.g. BE80, BE90, etc) is being run.
- These rules should only be implemented after consultation with the Sport Team so as to take practical account of entry numbers in the various classes in the region.

#### 4.4.3.3 Priority of Entries on Balloting

If any classes below Intermediate level are over-subscribed, Organisers must restrict the number of Horses ridden across country by one Competitor to three in one day. Subject to this, entries are to be accepted in the following order:

- Entries from Members which the Organiser specially wishes to accept;
- Entries from Regional Championships, BE80Ou18, BE90Ou18, BE100Ou18 and BEONu18 Classes\*(see 4.4.3.3.1);
- Entries from Introductory, Standard or Premier Members using Super Ballot Numbers.
- Entries from Introductory, Standard or Premier Members using Ballot Numbers, up to two entries per Competitor;
- Entries from Introductory, Standard or Premier Members using a Ballot Number giving a third entry per Competitor;
- Entries from Introductory, Standard or Premier Members without Ballot Numbers, giving up to one entry per Competitor;
- Entries from Introductory, Standard or Premier Members without Ballot Numbers, giving a second or third entry per Competitor;
- Entries from PAYG Competitors on Season Ticket Horses using a Super Ballot Number;
- Entries from PAYG Competitors on Season Ticket Horses using a Ballot Number;
- Entries from Introductory, Standard or Premier Members on Horse Passes or Entries from PAYG Competitors on Season Ticket Horses without a Ballot Number;
- PAYG Competitors on Horse Season Tickets
- Entries made pending MERs;
- Incomplete or incorrectly submitted entries;
- **Entries from GOBE Competitors**
- Unpaid entries.

4.4.3.3.1 If in turn BE80Ou18, BE90Ou18, BE100Ou18, BEONu18 Classes are restricted due to timetabling, then the Organiser/Entries Secretary will liaise with the Youth Coordinator and entries will be accepted in the following order:

- First Entry from competitor in region
- Second or subsequent entries from competitor in region (prioritise which horse/pony they want to compete in order of preference).
- u16 competitors out of region riding in their first Novice.
- Competitors from out of region.
- Multiple riders from out of region.
- Competitors ineligible for the Championships in region (confirmed by Youth officials)
- Competitors ineligible for the Championships out of region (confirmed by Youth officials)

#### 4.5 Sectioning: Class Changes

4.5.1 The exact timing of when entries are organised into sections will depend on various factors including numbers of entries for each class:

- An Event which ballots will normally section at or shortly after ballot date.
- An Event which continues to take entries will usually delay sectioning until entry numbers become clearer.

4.5.2 If an Event receives insufficient entries to make a class viable, the Organiser may cancel the class.

4.5.3 Organisers are entitled to transfer entries between comparable classes, e.g. into an open class, if this will assist the viability of an Event. Any Competitor who does not agree to such a move is entitled to a full refund if no alternative is available.

**4.5.4** As far as reasonably possible, Organisers who have to re-organise classes and/or entries should take account of the principles of the balloting procedure.

**4.5.5** A Competitor who wishes to change classes (for whatever reason) may do so with the permission of the Organiser. The combination must comply with all relevant MERs. The class change will be treated as a new entry for all purposes, including the balloting and withdrawal processes, and, for the avoidance of doubt, the combination will retain no priority which they may have obtained from their previous entry. If an Organiser accepts a class change request and the combination competes, credit will be given for the original entry fee against the new entry fee.

**4.6 Wait Lists**

- If an Event ballots, a wait list (restricted at any one time to 15% of the number of places in a class) showing an appropriate number of entries in order of intended acceptance must be published. Acceptance of Entries from the waitlist, where possible will be in the published order unless;
  - an Organiser has an entry that they specifically wish to accept, or
  - there are other practical considerations which make it sensible to accept them in some other order.
  - Entries from the wait list will only be accepted after the Entries Amendment Date at the discretion of the Organiser.
- Where an Event does not ballot but classes become full and are closed after Ballot Date, any wait list which is held must be published as above.
- Wait-listed entries who withdraw from the wait list before their entry is accepted must receive a full refund.
- Wait-listed entries will be notified (in person or via the Event’s website) when their entry has been accepted. Wait-listed entries, once accepted, are subject to the same withdrawal rules as accepted entries except that wait-listed entries notified of acceptance within 48 hours of their dressage time who are unable to compete may withdraw their entry and receive a full refund.
- Unsuccessful wait-listed entries will be refunded in full together with the additional fee made at entry where either the rider, owner or horse has a PAYG membership or season ticket. If they entered before Ballot Date using a Ballot Number then the Ballot Number becomes a Super Ballot Number.

**4.7 Substitutions and Alteration of Entry**

- Prior to the Event, the Organiser may accept a written request for the substitution of either Horse or Competitor, but not both (because this would constitute a new entry), or for a change of section or class.
- During the Event, such changes may only be made with the permission of the BE Steward in consultation with the BE Scorer.
- For rider substitutions or class changes made after the Entries Amendment Date, a fee of £10 (plus VAT if applicable) is payable if the request is accepted. There is no charge for a horse substitution.
- If the class is oversubscribed/had balloted, the replacement Horse must use the same type of Ballot Number as the replaced Horse.
- All substitutions and changes must be shown on the scoreboard.
- A request for a class change may result in a balance of Entry Fee being payable.
- A request for a class change must be refused if it would result in oversubscription in the Class requested, or the replacement Competitor riding more than 5 Horses in the day.

**4.8**

**Start Times**

- Start Times for each combination will be made available on the BE website as indicated in the Schedule. Where possible, but in their discretion, when preparing Start Times Scorers will try to accommodate specific timing requests.
- Start Times must always provide for each Horse to have an interval of at least 30 minutes between finishing one phase and starting the next. If Show Jumping is the final phase, the interval must be at least 60 minutes. These intervals may be reduced only in exceptional circumstances by the direction of the BE Steward in conjunction with the TA and the Organiser.
- If, in exceptional circumstances, the published Start Times have to be amended, steps will be taken by all reasonable means to notify all Competitors and Officials potentially affected.
- Preparation of the Start Times, usually started some two days before publication, is a very important time for the Event Organiser's team. The efficient organisation of the Event day(s) is helped significantly if all withdrawals and changes are notified by this time at the very latest. Some Events may choose to reflect this in their refunds policy as much more work is involved in re-organising times and dealing with late entries after this date.
- Competitors must be prepared to start each phase at their published times. In the event of a delay, Competitors must cooperate with adjusted start times as far as is reasonably possible.
- Any Competitor who withdraws during an Event must notify this to the Secretary straightaway.

**4.9**

**Withdrawals.** Accepted entries are assumed to be competing unless they withdraw by notifying the Entries Secretary by email. During the Event, entrants must withdraw by notifying the Event Secretary. Withdrawals are final and may not be retracted.

**4.10**

**No Shows.** Failure to start in a competition without giving notice of withdrawal constitutes a No Show and will be marked as such on the results. Such conduct is an abuse of the system, is unfair to Organisers and other Members and is a breach of these Rules. No Shows will be closely monitored and investigated by BE and offenders may be disciplined by fine and/or suspension.

**4.11**

**Cancellation or Abandonment**

**4.11.1**

**BE Abandonment Support Fund (the Fund).** The Fund may provide a goodwill payment to Competitors in the event of the Weather Abandonment of an Event which does not hold its own abandonment and cancellation insurance, such payment to be in addition to the refund of a proportion of the Entry Fee by the Organiser. Events which hold their own third party insurance for abandonment and cancellation will not be eligible for any type of support (each an Insured Event). Organisers will be asked to disclose their insurance status upon confirmation of their Event dates by BE. The Fund is not a form of insurance: BE will retain absolute discretion as to whether any goodwill payment is provided, and the amount thereof. The Fund does not assume any risk or liability in relation to the Events and their abandonment. Further, the Fund does not receive any payment or other commercial benefit in consideration for making any goodwill payment.

**4.11.2**

**Weather Abandonment:** A Weather Abandonment shall mean any decision not to run an Event, or any part thereof, taken after the Ballot Date or the date which is 21 days before the Event (whichever occurs first) due to extreme and/or adverse weather conditions. The decision shall be taken by the BE Technical Adviser and BE Steward, acting in agreement, in consultation with the Organiser. The decision of the BE Technical Adviser and BE Steward shall be final.

---



Where an Event has started and is then Weather Abandoned, then:

- a) provided that 15 horses in a section have been started on the Cross Country then that section will be deemed to have completed (and points and prizes awarded), notwithstanding whether the remaining Competitors are subject to the Weather Abandonment; and
- b) any Competitor who has started the competition, withdraws before the Event Weather Abandons, and then the Event is later Weather Abandoned, may be eligible for a goodwill payment from the Fund.

**4.11.3 Other Abandonment:** An Other Abandonment means a decision not to run an Event taken:

- a) between the Ballot Date and the date which is 21 days prior to the Event (whichever occurs first) and the first day of the Event, Eventing being prohibited or advised against by the UK government or a government agency either regionally or nationally as a result of an equine notifiable disease; or
- b) after the Event has started, any circumstances which do not comprise a Weather Abandonment. This may include (but is not limited to) poor light, or a serious medical emergency.

Where an Event suffers an Other Abandonment, the Organiser is responsible for providing any refund of Entry Fees. The Organisers' policy in respect of Other Abandonment's will be stated in the Schedule. BE reserves the right to extend any goodwill payment by the Fund to Other Abandonments, but any such goodwill payment is discretionary, and BE is under no obligation to make any award.

**4.11.4 Cancellation:** Any decision not to run an Event which is taken before the first day of the Event, and is not a Weather Abandonment under Rule 4.11.2, or an Other Abandonment under Rule 4.11.3, is a Cancellation. If an Event cancels, all Entry Fees and Ancillary Fees will be refunded by the Organiser less the Booking Fee (under Rule 4.1.3).

**4.11.5 Establishing the Fund:** The Fund shall be funded by way of:

- a) An initial contribution of £75,000 from BE
- b) A Competitor Levy of 5% of each Entry Fee, payable by the Competitor at the time of entry. This will be treated in the same way as the Start Fee: if a Competitor withdraws before starting the Event, the Competitor Levy will be refunded in full. If a Competitor starts in the Event, subsequently withdraws and the Event later Weather Abandons, the Competitor may be eligible for a goodwill payment. The Competitor Levy is payable in relation to all Entry Fees, whether or not the Fixture is an Insured Fixture.
- c) A Fixture Abandonment Levy of 2% of the total Entry Fees received in respect of accepted Entries, payable by the Organiser. No Fixture Abandonment Levy will be payable by Insured Fixtures. The Fixture Abandonment Levy will be invoiced within 14 days of completion of the Event, together with the Event Levy.

In the event that BE determines that the Fund is unable to meet the anticipated goodwill payments set out below, BE reserves the right to vary the amount of any goodwill payment offered by the Fund as it, in its sole discretion, deems appropriate.

**4.11.6 Insured Events:** BE requires all Insured Events to refund to Competitors a minimum amount of 60% of the Entry Fee in the event of a Weather Abandonment after the Ballot Date or the date which is 21 days before the Event (whichever occurs first). For any Weather Abandonment before the Ballot Date or the date which is 21 days before the Event (whichever occurs first), a full refund is required (save for the Booking Fee). The Fund will not provide goodwill payments to Competitors at Insured Events. However, BE will reduce the Affiliation Fee payable by the Organiser in respect of each Entry where an Insured Event Weather Abandons, as set out below. For 2024, the Affiliation Fee payable by Organisers to BE in respect of each Entry is £2.50 for GO BE, and £6.25 for all other classes (other than 4\*L and 5\* Events, for which the Affiliation Fee is set out in Rule 1.7):

Time of Weather Abandonment	Entry Fee refund (minimum) (less Booking Fee)	Organiser contribution %	Affiliation Fee paid to BE (per Entry)	GO BE Affiliation Fee paid to BE (per Entry)	4*L and 5* Event Affiliation Fee paid to BE (% payable of total Affiliation Fee)
Before the Ballot Date or the date which is more than 21 days before the Event (whichever occurs first)	100%	100%	£0	£0	0
Between 10 days before the Event and Ballot Date or the date which is 21 days before the Event (whichever occurs first)	60%	100%	£2	£1	25%
Between 6 and 9 days before the Event	60%	100%	£3	£1.50	50%
Up to 5 days before the Event, or during the Event	60%	100%	£5	£2	75%

**4.11.7 Uninsured Events:** All other Events may be eligible for support from the Fund in the event of a Weather Abandonment after the Ballot Date or the date which is 21 days before the Event (whichever occurs first). In the event of Weather Abandonment, the Fund intends, at its sole discretion, to pay to Competitors the goodwill amounts set out below. BE will also reduce the Affiliation Fee payable by the Organiser in respect of each Entry where an uninsured Event Weather Abandons, as set out below. For 2024, the Affiliation Fee payable by Organisers to BE in respect of each Entry is £2.50 for GO BE, and £6.25 for all other classes (other than 4\*L and 5\* Events, for which the Affiliation Fee is set out in Rule 1.7):

Time of Weather Abandonment	Intended total Entry Fee refund (up to) (less Booking Fee)	Organiser contribution %	Intended Fund goodwill payment (up to) % Entry Fee	Affiliation Fee paid to BE (per Entry)	GO BE Affiliation Fee paid to BE (per Entry)	4*L and 5* Event Affiliation Fee paid to BE (% payable of total Affiliation Fee)
Before the Ballot Date or the date which is more than 21 days before the Event (whichever occurs first)	100%	100%	0%	£0	£0	0
Between 10 days before the Event and the Ballot Date or the date which is 21 days before the Event (whichever occurs first)	60%	40%	20%	£2	£1	25%
Between 6 and 9 days before the Event	60%	20%	40%	£3	£1.50	50%
Up to 5 days before the Event, or during the Event	60%	10%	50%	£5	£2	75%

**For the avoidance of doubt, in the event of a Weather Abandonment of an uninsured Event the Organiser is only liable to refund the proportion of the Entry Fee set out in the column above. If the Fund does not make any goodwill payment for any reason, the Competitor will only receive the refund contribution payable by the Organiser.**

**4.12 Refunds**

**4.12.1** The Refund Policy. All Organisers must comply with the terms of Rule 4.11.6 or Rule 4.11.7 (as appropriate), and the Minimum Refund Policy set out below. Organisers of Insured Events must declare this status upon signing the Affiliation Agreement and set out a full refund policy in the Schedule. Where Organisers are not insured, if they offer Competitors any refund in addition to that required by Rule 4.11.7 and the Minimum Refund Policy, this must be stated in the Schedule. Entries made pending qualifications will be subject to the Minimum Refund Policy.

**4.12.2 Minimum Refund Policy**

- a) In all circumstances the Starting Fee and the Competitor Levy (plus VAT where applicable) will be refunded in full if the Competitor does not start the dressage phase.
- b) Any reference to a refund of an Entry Fee in this Rule 4.12.2 is a refund of an Entry Fee less the Booking Fee, and together with any VAT.
- c) Entries which are:
  - i. properly withdrawn before the Ballot Date; or
  - ii. Balloted; or
  - iii. otherwise rejected by the Organiser, are entitled to a full refund of the Entry Fee, and any Ballot Numbers will be re-usable
- d) Entries withdrawn after the Ballot Date without a Veterinary or Doctors' Certificate will not be entitled to any refund of the Entry Fee unless Replaced by the Organiser.
- e) Entries withdrawn after the Ballot Date and Replaced by the Organiser are entitled to a refund of the Entry Fee, subject to Rule 4.12.2(h) below and provided that the Organiser may retain an administration fee of £12 plus VAT (where applicable).
- f) Where a Competitor withdraws after the Ballot Date and delivers to the Organiser a Veterinary or Doctors' Certificate relating to the withdrawal by no later than 7pm on either (i) the Monday preceding the Event, or (ii) the day which is 3 clear working days prior to the Event for mid-week Events, the Competitor is entitled to a refund of the Entry Fee whether or not they are Replaced, subject always to Rule 4.12.2(h) below and provided that the Organiser may retain an administration fee of £12 plus VAT (where applicable).
- g) Replaced means either (i) where a class is full, and following a withdrawal, a new entry, from a waitlist or otherwise, is accepted; or (ii) where the Event has reached its entry limit, and following a withdrawal, a new entry, whether from a waitlist or otherwise, into any class on that day, is accepted
- h) In the event of a withdrawal being Replaced by a Competitor in a class with a lower Entry Fee, any refund will be limited to the lower Entry Fee
- i) Refunds will be made in the order in which Competitors withdraw and are Replaced
- j) Competitors who are Balloted and not wait listed are entitled to a full refund of the Entry Fee
- k) Competitors who are (i) wait listed but do not gain an Entry, or (ii) withdraw from a wait list, will be entitled to a full refund of the Entry Fee in accordance with Rule 4.6
- l) All Ancillary Fees will be refunded in full for any withdrawal before the Ballot Date and any Balloted Competitor
- m) Each Organiser will set out in the Schedule the Events' refund policy in relation to Ancillary Fees in the event of either Weather Abandonment, Other Abandonment or withdrawal after the Ballot Date (including from the wait list)
- n) All Entry Fees and Ancillary Fees will be refunded in full by the Organiser in respect of Events which are Cancelled.

# halo

NEXT GENERATION PROTECTION



**CHARLES  
OWEN**

◆ ESTABLISHED 1911 ◆



BY APPOINTMENT TO  
HER MAJESTY THE QUEEN  
PROTECTIVE HEADWEAR MANUFACTURERS  
COWI LTD  
WREXHAM

Charles Owen Official Hat  
partner for British Eventing

Innovative 360° ventilation

Certified to three International  
safety standards including PAS015

## CHAPTER 5

### THE COMPETITION: GENERAL GUIDANCE AND RULES OF PARTICIPATION

This Chapter 5 identifies key requirements and obligations for Competitors participating in an Event. Chapter 6 sets out the rules relating to each individual phase. Rule 3.8 sets out the sanctions for non-compliance.

- 5.1 Eligibility and Fitness.** Competitors must ensure that both they and the Horse they ride:
- Are eligible, and competent, to compete appropriately in the class which they have entered; and
  - Are fit enough to do so.

- 5.2 Safety.** Competitors must ensure their Horses are managed properly and safely throughout an event.

**5.2.1 Bikes**

- The use of Bikes, Electric and Push on Event Site is at the discretion of the Organiser and their policy should be stated in the schedule.
- Organisers have the right to exclude the use of Bikes on site at their Event or allow them to be used in certain areas only.
- All Bikes must be used in a safe manner and should not be ridden at more than 10mph anywhere on the Event Site.
- Disciplinary Sanctions (3.8.1) may be taken if members or their connections are found to be riding or parking Bikes in an unsafe manner.

- 5.3 Officials,** many of whom are volunteers, are appointed to help the Event Organiser provide sport for the Competitors. Competitors must cooperate with them and comply with any reasonable order or direction given by an Official. Incivility or rudeness to an Official is a breach of the Rules and the Code of Conduct.

- 5.4 Reputation of the Sport.** Members must not act in a manner which is prejudicial to the integrity, proper conduct or good reputation of BE events or BE itself. Members should have this in mind at all times, including when using social media (see Rule 11.8).

- 5.5 Horse Welfare – Abuse of Horse.** Competitors must never ill-treat or abuse a Horse in any way whatsoever. This extends to anyone involved in the handling of a horse and any instances involving a non-member i.e. a groom, will result in sanctions being imposed on the competitor. Any occurrences of Abuse of the Horse will automatically incur a Disciplinary Sanction listed in Rule 3.8 and will be recorded on the Discipline List as per rule 3.8.2

**Use of the Whip:**

- extends to any time while on site at the competition; this includes field of play, warm up areas, exercise areas or trailer/lorry parking.
- can only be at an appropriate time, namely when the horse is reluctant to go forwards under normal aids of seat and legs.
- may only be down the shoulder or behind the leg.
- overarm, around the horse's head or neck, etc., is not acceptable at any time
- the whip should never be used more than twice for any one incident.

A whip can never be used:

- to vent a competitor’s anger
  - after repetitive errors at obstacles
  - after elimination
  - after jumping the last fence on the course
  - overarm (i.e. a whip in the right hand being used on the left flank)
  - on a horse’s head or neck
  - to cause visible marks or break the horse’s skin
- Deliberate misuse of any dress, saddlery or equipment to cause harm also constitutes abuse.
  - Tired Horse.
  - Riding an exhausted, lame or injured Horse or excessive pressing of a tired Horse constitutes abuse.
  - Rapping is abuse.

**5.6 Dangerous Riding.** A Competitor who at any stage of the competition rides in a way which may adversely affect the safety of himself, his Horse or any third party to a greater extent than is inherent in the nature of the sport is guilty of dangerous riding and is therefore in breach of these Rules.

The following are some examples of conduct which may constitute dangerous riding:

- Riding out of control;
- Riding fences too fast for the fences in question;
- Riding fences too slowly for the fences in question. This can include jumping a fence when a Horse has slowed down so much, or come to a standstill, so that the loss of momentum will seriously reduce the prospects of the Horse jumping the fence safely.
- Repeatedly standing off fences too far;
- Riding the Horse with excessive force to the foot of the fence;
- Riding an unresponsive Horse;
- Repeatedly being ahead or behind the Horse movement when jumping;
- Riding without regard to these Rules.

**5.7 Unauthorised / Unsolicited assistance.** Unauthorised or unsolicited assistance during any phase of the competition is forbidden.

The following activities are some examples of unauthorised assistance:

- Any outside help, whether solicited or not, by voice, sounds, signs or other indications designed to help a Competitor;
- Any tampering with obstacles, marker flags, string or any other part of the show jumping or cross country courses;
- Intentionally taking a lead from another Competitor in the cross country phase.

However;

- A Competitor who has dismounted may be assisted to catch his Horse, remount, or adjust saddlery and equipment;
- A whip, headgear or spectacles may be handed to a Competitor;

On the cross country course, fence judges are permitted to call out ‘first’ or ‘second’ refusal or to provide information whether jumping penalties have been incurred as the result of dislodging any part of a fence or its marker flags.

- 5.8 Electronic and Other Devices.**  
 Save with the permission of the Chief Executive, or otherwise provided in these rules, no receiving, recording, transmitting or monitoring device other than a watch may be used by a Competitor during any phase of an Event. Earphones and/or other electronic communication devices are permitted during the dressage warm-up.
- 5.9 Pace.** Throughout the Event, Competitors are free to choose the pace at which they ride. They should, however, always take account of the requirements of each phase, the prevailing conditions and terrain, the fitness and ability of themselves and their Horse and all other factors which may be relevant to the welfare of both Horse and rider.  
 On the cross country course, they must also have regard to and respect the class speed, the optimum and ‘too fast’ times.  
  
 Deliberately slowing down **or taking actions that would lead to a competitive advantage** near the end of the cross country course to avoid time penalties is likely to incur a disciplinary sanction.
- 5.10 Elimination.** Elimination from one phase precludes further participation in the competition. In certain, limited, circumstances, but never after Elimination for a fall, the BE Steward may give permission for the combination to continue on an eliminated basis.
- 5.11 Dress and Saddlery.**
- 5.11.1 The detailed Rules for Dress and Saddlery are in Chapter 7 and Competitors must comply with these. These Rules are specific to Eventing and are not always the same as for other sports.
  - 5.11.2 The BE Steward may at times, e.g. in extreme weather conditions allow variation of the Dress Rules in consultation with the relevant judges. (See Rule 7.13.2).
  - 5.11.3 The Rules relating to Advertising and Logos on Competitors’ Dress are in Rule 7.17 and those relating to Advertising and Logos on Saddlery are in Rule 7.20.
  - 5.11.4 Competitors should note in particular that Horses may be warmed up with any saddlery which is permitted for any phase of the competition. (see Rule 7.19.8).
- 5.12 Competitors’ Times.** Competitors must be ready to start each phase at their published times.  
 Any competitor who presents later than the published time for no good (acceptable reason) is likely to be subject to disciplinary sanction, which may include penalties or elimination.  
 Competitors are reminded (see Rule 4.8) that anybody who withdraws from any phase during an Event must ensure that the Scorer/Event Officials are notified straightaway.
- 5.13 Medical Matters.** All medical matters are set out in detail in Chapter 9. The following matters covered in Chapter 9 are particularly important for Competitors and their support teams:
- 9.1 Medical Cards
  - 9.2 Rider Falls and Medical Checks
  - 9.3 Medical Suspensions
  - 9.4 Prohibited Substances, BEF and WADA Anti-Doping Rules



- 5.14 Veterinary Matters.** All veterinary matters are set out in detail in Chapter 10. The following matters covered in Chapter 10 are particularly important for Competitors and their support teams:
- 10.1 Passports
  - 10.2 Vaccinations in National Competitions
  - 10.3 Vaccinations in International Competitions
  - 10.4 BEF Equine Anti-Doping and Controlled Medication Rules (BEFAR)
- 5.15 Falls**  
This Rule contains or cross-references various provisions relating to falls of Competitors and/or Horses.
- A Competitor is considered to have fallen when he is separated from his horse in such a way as to necessitate remounting.
  - A Horse is deemed to have fallen when both its shoulder and its quarters have touched the ground, or the obstacle and the ground, simultaneously.
  - Rules 6.1.4.4, 6.2.8, 6.3.11 and 9.2 set out Rules relating to Competitor and Horse Falls and Medical and Veterinary Checks.
- 5.16 Horse Competition Limitations.** A Horse may not compete (incl. HC):
- On consecutive days, whether at the same or different Events;
  - In the same class, or any class using substantially the same cross country course, twice at the same event.
- 5.17 Competitor Competition Limitations.** Competitors may not ride more than five Horses in the cross country phase on any one day. (See Rule 4.2.2)
- 5.18 Competitor Identification.** Competitors must at all times when mounted, ensure that they can be identified by the number allocated to that Horse. See Rule 7.16 for instructions on numbers. See Rule 5.22 for rules on numbers for non-competing Horses.
- 5.19 Lungeing.** Lungeing may take place only in areas approved by the Organiser.
- 5.20 Stallions.** Stallions must always be properly restrained. They must never be left tied to a lorry or trailer. They must be led from a bit, with a lead rope of a minimum length of 2.5m to include a chain of not less than 50 cm. attached to the bit. When lunged, the lunge line must be attached to the bit. They must display a stallion disc on each side of the bridle at all times. The BE Steward may require removal of the stallion from the site if he considers the risk of an accident to be unacceptable.
- 5.21 Schooling of Horses.** Only the Competitor may school a competing Horse. It may however be hacked, or ridden from one place to another by a suitably capable groom by whom it may also be worked in-hand or on the lunge.
- 5.22 Non-competing and Companion Horses.** The Organiser's permission must be obtained before a non-competing Horse is brought to an Event; such Horse must be owned by a BE member whose prior permission must be obtained by the Competitor and compliant with Rule 10.1. The Event Secretary will issue a number for the Horse. The competitor must provide a bridle disc to display the number, which must be worn by the Horse at all times.



# We are committed to cutting the cost of Equine healthcare

eVetDrug are an online Equine dispensary run by dedicated Equine vets.



Image: Equuis Photograph

USE CODE  
**'BEEVETS'**  
FOR A 5%  
DISCOUNT

To find out more, please contact us on  
**01344 283888** or visit **evetdrug.co.uk**



**PRICE  
PROMISE**



**FREE\*  
DELIVERY**



**GREAT  
SERVICE**



@Evetdrug

\*Free Delivery on orders over £29. Exclusions apply, please see website for details.

## CHAPTER 6 THE COMPETITION; THE INDIVIDUAL PHASES

### 6.1 THE DRESSAGE PHASE

**6.1.1** The Dressage phase is governed by the Rules of British Dressage, except as provided in this Chapter, and by the general provisions of the BE Rules.

**6.1.2** **Memory.** All tests must be performed from memory.

**6.1.3** **Whips.** No whip may be carried during any test. Only one whip, no longer than 120cms, may be carried when riding in.

### 6.1.4 Penalty Marks and Elimination

#### 6.1.4.1 Error of Course or Error of Test

Every such 'error', whether the bell is sounded or not, must be penalised;

*First error:* Two error marks.

*Second error:* Four error marks.

*Third error:* Elimination, although he may continue the test if the judge permits.

**6.1.4.2** **Lameness.** If the judge considers the horse to be markedly lame he should stop the test and consult with the BE Steward and the Vet. At the discretion of the BE Steward following such consultation, the combination may be eliminated or allowed to complete the test and any unevenness of pace penalised appropriately.

**6.1.4.3** **Visible Blood.** If the judge suspects bleeding of the horse during the test, he should stop the test and consult with the BE Steward and the Vet. After consultation, the combination may be eliminated or allowed to continue at the discretion of the BE Steward.

#### 6.1.4.4 Falls

##### 6.1.4.4.1 Falls during the Dressage test

- Fall of Competitor during the Dressage test - Elimination. The Competitor must leave the arena and follow the procedure set out in Rule 9.2
- Fall of horse during the Dressage test - Elimination.

##### 6.1.4.4.2 Competitor Falls - While Warming Up for the Dressage and Before the Start of the Test

A Competitor who falls in the dressage warm up must not remount until he has been examined by an Event Doctor and allowed to continue. If the Doctor does not allow the Competitor to remount and start the test, the Competitor must follow the procedure set out in Rule 9.2.

#### 6.1.4.4.3 Horse Falls - While Warming Up for the Dressage and Before the Start of the Test

- A Horse which falls during the Dressage warm-up may not continue until passed by the veterinary officer to do so.
- If the veterinary officer does not allow the horse to continue, the Competitor must withdraw that horse from the competition (see Rule 4.9)
- If the veterinary officer imposes any conditions before a Horse may continue which may have time implications, the Competitor must immediately inform and liaise with the relevant event officials.

#### 6.1.4.5 Other Errors.

The following are considered errors; error marks as indicated will be deducted per error, but they are not cumulative and thus will not normally result in Elimination. Repeated errors may lead to Elimination at the discretion of the BE Steward in consultation with the Judge.

- Entering the Dressage arena with whip; 6 error marks per judge. The judge will stop the Test and continue it after the whip has been discarded.
- Entering the arena with the Horse wearing boots or bandages; 6 error marks per judge. The judge will stop the test and continue it after removal of the boots or bandages.
- Entering the arena before the sound of the bell; 2 error marks per judge.
- Not entering the arena within forty five (45) seconds after the bell, but within ninety (90) seconds; 2 error marks per judge.
- Not wearing gloves, or other minor breaches of dress rules; 2 error marks per judge.
- Riding the wrong test. A Competitor who has learned the wrong test will, if the timetable allows, and at the discretion of the BE Steward, be permitted time to learn the correct test and to restart with 4 error marks per judge.

#### 6.1.5 Loss of Hat

If a hat comes off during a dressage test, it must be replaced immediately; the Competitor may dismount or the hat may be handed to them. The test will be restarted at the beginning of the movement during which the hat came off. There will be no penalty for error of course but if the hat is not replaced the Competitor may be eliminated at the discretion of the BE Steward in consultation with the Judge.

#### 6.1.6 Deduction

The error marks are deducted on each judge's sheet. The process for conversion of the dressage score to penalty marks is outlined in Rule 8.1.1.

#### 6.1.7 Arenas. The following Rules apply in addition to the BD Rules;

- Throughout its length the centre line should be clearly marked, but not so as to disturb the Horse. It is recommended that with a grass arena the line be mown shorter than the remainder; with a sand arena, the line should be rolled or raked. Points D, L, X, I and G should be marked with a 2m line at right angles to the centre line.
- A sole judge should be positioned at 'C' on the short side, and 5m outside, the arena. If there is more than one judge one should be at 'C' and the other at 'B' or 'E'

### 6.1.8 The Tests

Class	Dressage Test	Judges' qualification
Advanced	BE Advanced	<u>Two</u> judges, both on BD Judges List 1-3A or FEI Level 3 or Level 2 Judges. In case of difficulty, one judge may be drawn from List 3, with the permission of the Chief Executive. Exceptionally, with the express permission of the Chief Executive, Advanced Classes may be judged by one from any of lists 1-3A or the FEI list of Level 3 or Level 2 judges.
Advanced Intermediate	BE Advanced & BE Advanced Intermediate	<u>Two</u> judges, both on BD Judges List 1-3 or FEI Level 3 or Level 2 Judges. In case of difficulty, one judge may be drawn from List 3, with the permission of the Chief Executive. Exceptionally, with the express permission of the Chief Executive, AI Classes may be judged by one from any of lists 1-3 or the FEI list of Level 3 or Level 2 judges.
Open Intermediate Intermediate Intermediate Novice	BE Intermediate	One Judge on BD Judges' List 1-4 <b>or FEI Level 3 or Level 2 Judges.</b>
Novice Open Novice BE105 BE100 Plus ONU18	BE Novice  ONU18	One Judge on BD Judges' List 1-5 <b>or any FEI Level Judges.</b>
BE100 BE100 Open	BE100	As above from lists 1-6 <b>or any FEI Level Judges.</b> BE Accredited Coaches and Competitors who have competed at BD Medium or BE Advanced or CCI4*-L/S levels and above may judge BE100 level dressage with prior approval of the Regional Coordinator/BE Steward. Only Judges from Lists 1-5 may judge Regional Championships and Championships.
BE90 BE90 Open BE80	BE90	As above from lists 1-6 <b>or any FEI Level Judges;</b> BE Accredited Coaches and Competitors who have competed at BD Medium or BE Advanced or CCI4*-L/S levels and above may judge BE80 and BE90 level dressage with prior approval of the BE Steward. Only Judges from Lists 1-5 may judge Regional Championships and Championships.

## 6.2 THE SHOW JUMPING PHASE

6.2.1 The Show Jumping phase is governed by the Rules of British Showjumping, except as provided in this Chapter, and by the general provisions of these BE Rules.

6.2.1.1 **British Showjumping Rules** 213 Falls, and 214 Dismounting, do not apply. Disobediences, falls, etc., occurring between entering the arena and the moment the Competitor crosses the starting line in the correct direction, are not penalised. (Please see Rules 6.2.8.2 and 9.2)

6.2.2 The following Officials will be engaged by the Organiser for each Event:

- A Judge drawn from the British Showjumping (BS) panel of judges;
- A designer who must be a listed Level 3 (or higher) Course Designer from the lists maintained by BS.

6.2.3 **Course Inspection.** The course must be open for inspection:

- For the first Class; not less than one hour before the Class is due to commence.
- For subsequent Classes; at least ten minutes before they are due to commence.

6.2.4 **Course Information and Timetabling.**

The following information must be displayed at the beginning of each day at the collecting ring and the jumping arena, if separate;

- Course plans, showing distance and time allowed, for each course to be run during the day.
- Timetable showing the scheduled start and finish time of each class
- Timetable for course walks, or, where appropriate, outline of arrangements for course walks; e.g. approximately every xx minutes during the class. These times will be subject to the Judge's discretion in the light of all relevant prevailing circumstances.

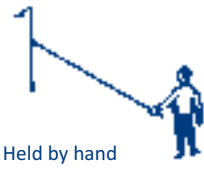
6.2.5 **Practice Obstacles**, consisting of one upright, one crossed pole and one spread, must be provided.

- They must use the same type of coloured poles as the top poles in the arena and must be of wood.
- They must be marked to show the maximum permissible jumping height for the relevant class or classes.
- They may only be jumped in accordance with BS Rule 122 and must NOT be jumped as shown in Rule 6.2.5.2.
- Placing poles are not permitted.

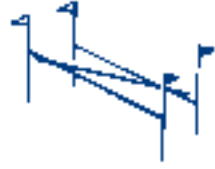
6.2.5.1 Maximum height of practice obstacles:

Class	Height
Advanced	1.35m
Intermediate	1.30m
Intermediate Novice	1.25m
Novice	1.20m
BE100 Plus / BE105	1.15m
BE100	1.10m
BE90	1.00m
BE80	0.90m

6.2.5.2 Examples of practice show jumping fences that are not allowed:



Held by hand



Neither end of cross pole supported by standard cup or fitting



Top end of sloping pole higher than horizontal pole



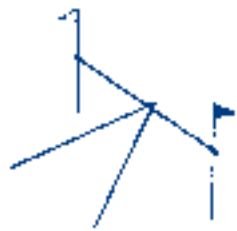
Pole on ground forming false ground line



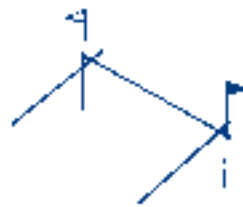
Front element higher than rear element



Top end of sloping poles higher than horizontal pole and not supported by standard cup or fitting in the usual manner



Neither end of sloping poles is supported by standard cup or fitting



Alternate sloping poles, e.g. St. Andrews Cross

## 6.2.6 Course and Obstacles

6.2.6.1 All **top poles** must be of wood.

### 6.2.6.2 Course Alterations.

- If deterioration of the going or other circumstances necessitate, but only with the consent of the BE Steward.
- The scores of Competitors who had already completed in such a section will be adjusted by the exclusion of jumping and time penalties incurred at that element. Eliminations are to stand.

### 6.2.6.3 Courses and Obstacles

There will be 8-12 numbered obstacles. A tolerance of 5cms in height is acceptable.

**The table shown on the following pages sets out the relevant information on show jumping courses for all National classes.**

## 6.2.7 Penalties

Starting and attempting to jump, or jumping, an obstacle before the bell has sounded.	Elimination
Knockdown	4 penalties
First disobedience	4 penalties
Second disobedience in whole test	8 penalties
Third disobedience in whole test	Elimination
Fall of Competitor anywhere on the course	Elimination
Fall of Horse	Elimination
Resistance exceeding 20 seconds	Elimination
Failing to jump the next obstacle within 45 seconds	Elimination
For every commenced second in excess of the time allowed	1 penalty
Exceeding the Time Limit (which is twice the time allowed)	Elimination
Exceeding 24 penalties at obstacles.	Compulsory Retirement*
<i>*Enforced at end of round, unless competitor retires or is eliminated.</i>	
Error of course not rectified	Elimination
Omission of obstacle or boundary flag	Elimination
Failing to re-attempt an obstacle following a first or second disobedience	Elimination
Failure to re-attempt an obstacle after a run-out	Elimination
Failure to re-attempt all obstacles of an open combination	Elimination
Retaking an obstacle already jumped	Elimination
Jumping obstacle in wrong order or in the wrong direction	Elimination
After being stopped by the Judge or stopping voluntarily, continuing before the bell and/or from a point nearer the next obstacle	Elimination



Attempting an alternative obstacle before the bell when the other obstacle has been disturbed as the result of disobedience	Elimination
Jumping an obstacle which does not form part of the course	Elimination
Knocking so as to cause malfunction of the timing equipment	Elimination
Re-attempting an obstacle, which has been disturbed, before the bell	Elimination
Jumping or attempting to jump any obstacle or passing through the finish without wearing a hat	Elimination
Improperly leaving the arena	Elimination
Failing to cross the finishing line mounted	Elimination

At the discretion of the BE Steward, in consultation with the Judge, a Competitor may be eliminated for:

- Unauthorised access to the arena;
- Receiving unauthorised assistance (see also Rule 5.7)
- Failure to enter the arena mounted and through the designated entrance;
- Failure to enter the arena within one minute of being called;
- Failure to commence the round within 45 seconds after the bell;
- Ignoring the bell when required to stop during a round.
- Failure to leave the arena mounted and by the designated exit, unless injured.

### 6.2.8 Horse and Competitor Falls

#### 6.2.8.1 Competitor Falls during the Showjumping round.

A Competitor who has been eliminated for a fall during the showjumping round must leave the arena and follow the procedure set out in Rule 9.2.

#### 6.2.8.2 Competitor Falls - While Warming Up for the Showjumping and Before Crossing the Start Line

A Competitor who falls in the showjumping warm up must not remount until he has been examined by an Event Doctor and allowed to continue. If the Doctor does not allow the Competitor to remount and start the test, the Competitor must follow the procedure set out in Rule 9.2.

#### 6.2.8.3 Horse Falls - While Warming Up for the Showjumping and Before Crossing the Start Line

- A Horse which falls during the showjumping warm up may not continue until passed by the veterinary officer to do so.
- If the veterinary officer does not allow the horse to continue, the Competitor must withdraw that horse from the competition (see Rule 4.9)
- If the veterinary officer imposes any conditions before a Horse may continue which may have time implications, the Competitor must immediately inform and liaise with the relevant event officials.

#### 6.2.9 A Competitor who has been eliminated as the result of a refusal or run-out is permitted to make up to two attempts to jump any single obstacle in the proper direction.

6.2.6.3 Courses and Obstacles – Table 1 of 2

	Combinations	Related Distances	Square Parallels	Water Jump	Water Tray	Notes
<p><b>BE80</b>  <i>Max length:</i> 400m  <i>Speed:</i> 325mpm  <i>Max height:</i> 0.85m  <i>Max Spread –</i>  <i>Highest point:</i> 0.85m  <i>Base:</i> 1.15m</p>	1 double	Not obligatory 4 or 5 stride OK	No	No	No	Only 1 upright and 1 ascending spread <i>Max</i> at max height & no others should exceed 0.80m with max spread 0.80m  There should be at least three spread fences. It is recommended that the first 3 fences are lower than 0.80m to allow horses to gain confidence.
<p><b>BE90/BE90 Open</b>  <i>Max length:</i> 450m  <i>Speed:</i> 325mpm  <i>Max height:</i> 0.95m  <i>Max Spread –</i>  <i>Highest point:</i> 1.05m  <i>Base:</i> 1.25m</p>	1 or 2 doubles	Not obligatory 4 or 5 stride OK	1 is optional	No	No	Only 1 upright and 1 ascending spread at max height & spread no others should exceed 0.90m max spread 1.00m.  It is recommended that the first 3 fences are lower than 0.90m to allow horses to gain confidence.
<p><b>BE100/BE100 Open</b>  <i>Max length:</i> 450m  <i>Speed:</i> 325mpm  <i>Max height:</i> 1.05m  <i>Max Spread –</i>  <i>Highest point:</i> 1.15m  <i>Base:</i> 1.35m</p>	1 or 2 doubles	Not obligatory 4 or 5 stride OK	1	No	No	Only 1 upright and 1 ascending spread at max height & spread no others should exceed 1.00m max spread 1.10m.  It is recommended that the first 3 fences are lower than 1.00m to allow horses to gain confidence.
<p><b>BE100 Plus/ BE105</b>  <i>Max length:</i> 450m  <i>Speed:</i> 325mpm  <i>Max height:</i> 1.10m  <i>Max Spread –</i>  <i>Highest point:</i> 1.20m  <i>Base:</i> 1.40m</p>	BE100 plus; 1 or 2 doubles BE105; 2 doubles or 1 double and 1 treble	Not obligatory 4 or 5 stride OK	1	No	No	Only 1 upright and 1 ascending spread at max height & spread no others should exceed 1.05m max spread 1.15m  It is recommended that the first 3 fences are lower than 1.05m to allow horses to gain confidence.

	Combinations	Related Distances	Square Parallels	Water Jump	Water Tray	Notes
<b>Novice, Open Novice &amp; Pony Trials (PT)</b> <i>Max length: 450m</i> <i>Speed: 325mpm</i> <i>Max height: 1.15m</i> <i>Max Spread –</i> <i>Highest point: 1.25m</i> <i>Base: 1.50m</i>	2 doubles or 1 double and 1 treble	At least one 4 or 5 stride	At least 1	No	Yes	Only 1 upright and 1 ascending spread at max height & spread no others should exceed 1.10m max spread 1.20m. It is recommended that the first 2 fences are lower than 1.10m to allow horses to gain confidence.
<b>Intermediate Novice</b> <i>Max length: 500m</i> <i>Speed: 350mpm</i> <i>Max height: 1.15m</i> <i>Max Spread –</i> <i>Highest point: 1.35m</i> <i>Base: 1.60mqa</i>	1 double and 1 treble	At least one 3 or 4 stride	At least 2	No	Yes	
<b>Intermediate &amp; Open Intermediate</b> <i>Max length: 500m</i> <i>Speed: 350mpm</i> <i>Max height: 1.25m</i> <i>Max Spread –</i> <i>Highest point: 1.45m</i> <i>Base: 1.70m</i>	1 double and 1 treble	At least one 3 or 4 stride	At least 2	No	Yes	Only 1 upright and 1 ascending spread at max height & spread no others should exceed 1.20m max spread 1.40m.
<b>Advanced &amp; Advanced Intermediate</b> <i>Max length: 550m</i> <i>Speed: 375mpm</i> <i>Max height: 1.30m</i> <i>Max Spread –</i> <i>Highest point: 1.50m</i> <i>Base: 1.80m</i>	1 double and 1 treble	At least one 3 or 4 stride	At least 2	No	Yes	Only 1 upright and 1 ascending spread at max height & spread no others should exceed 1.25m max spread 1.45m.

\* If the arena is less than 5000 square meters, the maximum speed for Advanced and Intermediate level competitions shall be 350 mpm.

In arenas less than 2300 square meters the maximum speed for any level shall be 325 mpm.

\*\* For Championships, Qualifiers, Series and 3DEs - see Annex 5 & 6.

## 6.3 THE CROSS COUNTRY PHASE

### 6.3.1 Cross Country Officials

The following Officials will be engaged by the Organiser for each Event;

#### 6.3.1.1 A **Course Designer** and a **Course Builder**, who must both be Full Individual or **Supporter** members of BE and be on the Approved List to design and/or build the courses at the relevant Event. (See Annex 7 for details of approved Designers and Course Builders and their approved levels.)

An approved Course Builder, or individual approved by the Technical Adviser or Steward, must be in attendance to undertake fence repairs as required whilst the cross country phase is taking place.

#### 6.3.1.2 A **cross country steward** whose duties are to support fence judges, time keepers and other officials appointed by the organiser.

#### 6.3.1.3 A **cross country control team**, whose tasks will include management of the cross country course during the Event under the supervision of the BE Steward and Technical Adviser. The Control Team must include two from the BE Controller Lists unless otherwise permitted by the BE Steward.

#### 6.3.1.4 A **cross country start team**, whose tasks will include the starting and timing of Competitors on the cross country course.

#### 6.3.1.5 **Cross country fence judges** will be appointed for each obstacle on the course. With the prior approval of the BE Steward, one judge or one pair of judges may be appointed for more than one obstacle provided that each is visible to them and they are in a position to maintain adequate control.

Fence Judges will all have in their possession and be familiar with the provisions of the Instructions for Fence Judges. They will also have a red flag for emergencies. If, and only if, they do not have a radio, they must also have emergency flags to be used to summon the following assistance;

Doctor – RED;

Vet – BLUE;

Fence repair – WHITE;

Course blocked – ORANGE.

If any of these flags have to be used they should be waved above the head until acknowledged by Control over the public Address system.

### 6.3.2 Cross Country Course Inspection and Plans

#### 6.3.2.1 Each cross country course must be available for inspection from 14.00 on the day before the Event. Inspection before this time may only take place with the express permission of the Organiser. Inspection must be on foot. If changes have to be made to a course at any stage after this time, or if any aspect of a course is to be changed between classes, e.g. stringing, the Organiser and BE officials must ensure that adequate notice is given to competitors.

Where it is not possible for all courses to be available for inspection as required above, for example where an Event is running over several days, the Organiser may vary these arrangements in consultation with the BE officials. In such circumstances, the Organiser must ensure that adequate opportunity to inspect is given to the relevant Competitors and that they are aware of the times when a course can be inspected.

- 6.3.2.2** Within the period of two weeks prior to the cross country phase of an Event, no Competitor, unless riding HC, may practice over the cross country obstacles on the Event course.
- 6.3.2.3** A plan of each cross country course must be displayed at the start and at the secretary's office from the time when the course is open for inspection. It must demonstrate the course to be followed, its distance in metres, the optimum time, the "too fast time" and the time limit, and the numbering of the obstacles.
- 6.3.2.4** Where there is any doubt about the correct interpretation of the rules of judging any element, obstacle or combination of obstacles, it is recommended that the BE Steward or TA should approve the instructions to officials, with a rough sketch of the particular obstacle(s) in question which should also be posted with the Course Plan.
- 6.3.3 Practice Fences**  
The Organiser will provide an appropriate number of practice fences per class marked by directional flags which must be observed by all Competitors, must not exceed the dimensions for the class for which they are being used and may only be used for warming up for the cross country phase.
- 6.3.4 Starting and timing**
- 6.3.4.1** The start box will be approximately 5m square. It will have an open front and must have entry from a gap on one or both sides of about 2m through which Competitors may enter. The gap(s) will be protected to prevent injury. The start box will be marked with a red and white flag at the front.
- 6.3.4.2** Competitors must comply with the directions to start given by the Starter.
- 6.3.4.3** The Competitor of a Horse which is ridden through the gap in the start box at a canter, or faster, may be penalised for dangerous riding.
- 6.3.4.4** The starter will count down from five before the start signal.
- 6.3.4.5** Time is counted from the moment that the start signal is given or when the nose of the starting Horse crosses the start line; whichever is the earlier, until the Horse's nose passes the finish. Thus, an early start will not advantage the Competitor.
- 6.3.4.6** If the Competitor has not crossed the start line after 1 minute from being given the signal to start, he may be eliminated. However, if the Competitor is having difficulty and the Starter considers that extra time may be beneficial to the Competitor, he may abort and restart the countdown.  
Assistance within the start box is permitted up to the start signal being given. Thereafter any such assistance may be unauthorised.
- 6.3.4.7** If a Competitor is stopped and held on the course by an Official, the time during which he is held will be deducted from the recorded time. (See also Rule 6.3.9.15.)
- 6.3.4.8** Time is counted in "commenced" seconds. In other words, all fractions are always rounded up.
- 6.3.4.9 Timing Error**  
In the event of timing error or lack of information, the BE Steward is allowed to make an accurate estimate of a Competitor's time, using official times taken round the course and any other relevant information.

**6.3.5 The Course – Distances, Speeds, Jumping Efforts and Dimensions**

Distances, speeds and numbers of jumping efforts for all Classes (cross country) are as set out in the following table.

Classes	Length	Speed	Number of Jumping Efforts	Max. Height	Max. Top Spread	Max. Base Spread	Base only max.	Max. Drop	Jump into water max. depth of water
<b>BE80</b>	1600-2500m	435m/min	18 - 23	0.80m	0.90m	1.25m	1.00m	1.20m	-
<b>BE90</b>	1600-2500m	450m/min	18 - 23	0.90m	1.00m	1.50m	1.20m	1.30m	-
<b>BE100</b>	1800-2800m	475m/min	18 - 25	1.00m	1.10m	1.80m	1.80m	1.40m	0.20m
<b>BE105</b>	2000-2800m	500m/min	20 - 27	1.05m	1.20m	1.80m	2.20m	1.40m	0.30m
<b>Novice</b>	2400-3120m	520m/min	22 - 28	1.10m	1.40m	2.10m	2.40m	1.60m	0.30m
<b>Intermediate</b>	2800-3500m	550m/min	26 - 32	1.15m	1.60m	2.40m	2.60m	1.80m	0.30m
<b>Advanced</b>	3200-4000m	570m/min	29 - 36	1.20m	1.80m	2.70m	2.80m	2.00m	0.35m

For Championships, Qualifiers, Series and 3DEs - see Annex 5 & 6.

### 6.3.6 Measurement Method

**6.3.6.1** The height of an obstacle is measured from the point from which the average Horse would normally take off.

**6.3.6.2** The table in Rule 6.3.5 gives the maximum permitted dimensions of obstacles for each class, but this does not mean that obstacles must always be of uniform height or spread throughout their length, or that these dimensions may never be exceeded anywhere between the red and white flags marking the extent of an obstacle. It is sufficient if all parts of an obstacle, where the average Horse and Competitor could reasonably and conveniently be expected to jump, does not exceed the maximum permitted dimensions.

**6.3.6.3** The spread of an open obstacle (e.g. oxer or ditch) is measured from the outside of the rails or other material making up the obstacle on the line where a horse can be expected to jump. The spread of a closed obstacle with a solid top (e.g. table) is measured from the highest point to the highest point on the line where a horse can be expected to jump.

### 6.3.6.4 Specific Types of Fence

- **Drop Fences.** The depth of drop is measured from the highest point of the obstacle, including from the top of the brush to where the average Horse would normally land.
- **Water.** At obstacles involving water crossings (ford, lake or wide river), the depth of water, from the entrance to the exit must not exceed 35 centimetres. The length of any water crossing must be at least six metres between entry and exit, except where an exit step(s) or fence is jumped directly out of the water, in which case the minimum length must be nine metres.
- **Keyhole fences**
  - There must be not less than 25cm brush above the solid part of the fence and at least 50cm brush below the solid part above the obstacle.
  - The minimum width within the hole must be 1.60m;
  - The minimum height within the hole must be 1.80m;
  - The spread, if any, must be not more than 50% of the maximum for the relevant class.
- **Overhead Obstructions.** Any roof or other fixed and solid barrier over an obstacle must be not less than 3.36m above ground level.
- **Hedge and Brush fences.** The overall height of a natural hedge or brush fence may not exceed the maximum height by more than 20cm; however, the “brush” or “hedge” above the “normal” maximum height must be brushable through and must not be likely to injure a Horse. (A conventional birch steeplechase type fence does normally meet these criteria; provided the top has only thin branches). There is no limit to the overall height of a bullfinch, provided that the average Horse can reasonably be expected to pass through, and the fixed and solid part is clearly defined.
- **Obstacles with spread only** (e.g. dry ditch, water jump). A guard rail or hedge not exceeding 50cm which only facilitates jumping, is permitted in front, but must be included in the measurement of spread.
- **Portable fences.** All reasonable steps must be taken to ensure that portable fences are secured in a way that will minimise the risk of them moving if hit by a horse.

### 6.3.7 The Course - Obstacles, Definition, Flagging and Numbering/Lettering

The Cross Country course must be held on grass unless permission has been given by the Chief Executive for the use of any other surface.

# DARE TO SUCCEED®?

Be performance ready with a once-a-day, every day nutritional programme for optimal digestive health in horses.



Bill Levett



## SUCCEED®

Digestive Conditioning Program®

*Every horse at its best!™*

[succeed-equine.co.uk](http://succeed-equine.co.uk)

**For a SUCCEED® Digestive Conditioning Program™ trial please contact:  
Emma Hardy UK - 01522309946 | [ehardy@freedomhealthllc.com](mailto:ehardy@freedomhealthllc.com)**



- 6.3.7.1** An **obstacle** is considered as such if, and only if, its extremities are marked with a red and white flag or flags and it is numbered and/or lettered accordingly. All significant jumping efforts that the average Horse may be expected to attempt to negotiate must be defined as an obstacle or element and flagged, numbered and/or lettered accordingly.
- 6.3.7.2** The **start and finish** must be flagged.  
**Finish:** The last obstacle of Cross Country shall be not less than 20 metres and no more than 50 metres from the finishing line.
- 6.3.7.3** All **flags and numbers** must be in position by the time that the course is open for inspection by Competitors.
- 6.3.7.4** Numbers on obstacles will be colour indicated according to their Class.  
 Advanced – BLUE  
 Advanced Intermediate and all other Intermediate Classes – GREEN  
 Novice (all classes) – YELLOW  
 BE105 - BLACK  
 BE100 (all classes) – PINK  
 BE90 – ORANGE  
 BE80(T) – PURPLE  
 Any obstacle to be jumped by more than one Class will be separately and clearly numbered and lettered.
- 6.3.7.5** Where immediately adjacent obstacles are not to be jumped in the current Class, they must be marked with crossed flags or a suitably positioned single flag.
- 6.3.7.6** **Obstacles with options or alternatives.** Where an obstacle may be jumped in one effort but has options involving two or more efforts, each of these options must be lettered as an element.
- 6.3.7.7** Alternative obstacles or elements may be flagged separately and must be identified by the same number/letter as on the direct route. In this case both sets of flags must be marked with a black line on both sides.
- 6.3.7.8** **Safety Flags.** The types of fence required to use safety flags include corners; fences of less than 3 metres jumpable width; related fences which because of their design offer a jumpable line of less than 3 metres width; fences jumped on an angle where knocking a flag is a possibility.  
 The flags and poles on these fences must meet the following criteria and must be approved by the BE officials.
- The flag poles must be made of a material that cannot shatter, break or splinter, such as suitable plastic or carbon fibre or any other appropriate materials;
  - There must be no points anywhere on the flag poles and any sharp corners and/or edges on the flags must be rounded;
  - There must be no 'open ends' of any part of the flag poles which may come into contact with Horse or Competitor;
  - Flags must be secured in such a way that they 'break away' and/or move away from the fence if/when struck by either Horse or Competitor in such a way that the chance of Horse and/or Competitor being injured is significantly reduced.

- 6.3.8 Alteration of Course.** If, in the opinion of the BE Steward, any part of the course has become unsafe or unfair to Competitors due to deterioration of the going or other circumstances, he may direct that one or more obstacles be omitted from the course or that their severity be reduced.  
All relevant officials and all Competitors must be informed appropriately.

The BE steward will make an adjustment to the optimum time based on his estimate of the effect which the adjustment will have had. All jumping faults previously incurred at a removed fence in current sections will be cancelled; time penalties incurred by refusal, run-out and the like stand. Elimination and retirement at that obstacle remain unaffected.

An obstacle which has been so removed may not be reinstated.

**6.3.9 Riding the course**

- 6.3.9.1 Red and white flags** whether at obstacles or at any other point on the course must be passed mounted and in the correct direction (red on right, white on left). Any failure to comply with this provision is an error of course and penalised accordingly;

- 6.3.9.2** Obstacles must be jumped in their numbered, or lettered, order;

- 6.3.9.3** Except in the case of re-taking an obstacle with a number of elements, following refusal or run-out, no obstacle may be jumped more than once;

- 6.3.9.4 Penalties** will be imposed for refusal, run-out or circling only when the judge decides that any such was connected with the passage or attempted passage of the numbered and lettered obstacle for the Class in question. A fall of competitor anywhere on the course will result in elimination. See Annex 4 for examples of refusals, run-outs and circles.

In the case of black flag alternatives only one obstacle/element has to be jumped and an Athlete is permitted to change without penalty from one black flagged line to another (e.g. jumping 6a left hand route then 6b right hand route) provided he has not presented his Horse at the next element of the original line.

In the case of black flag alternatives the faults at obstacles (refusal, run-out and circle) will only be penalised if related to the obstacle/elements attempted or negotiated (elements not attempted or negotiated will be irrelevant for the judging of such alternatives).

**6.3.9.5 Refusal.**

- **Obstacles in excess of 30cm.** If a horse stops, i.e. is no longer moving forward, in front of such an obstacle or element to be jumped, that is a refusal. The rider should turn his horse away and re-present at the obstacle. If the horse stops again, that is a second refusal, and so on. Jumping, or trying to jump, an obstacle of this kind from a standstill is likely to constitute dangerous riding (see Rules 5.6 and 3.8.1.4) and may be penalised accordingly.
- **Obstacles of 30cm or less.** At all other obstacles (i.e. 30 centimetres or less in height) a refusal to jump the obstacle will be penalised only if the refusal becomes prolonged or the horse steps backwards.

**6.3.9.6 Run-out.** A Horse is considered to have run out if, having been presented at an element or obstacle on the course, it avoids it in such a way that the body of the Horse (head, neck, shoulders and pelvis – legs are not included) fails to pass between the extremities of the element or obstacle as originally flagged. Continuing on course without re-presenting will incur elimination.

The Horse will have successfully negotiated the fence, if the body of the Horse (as defined above) has jumped the fence as originally flagged (i.e. the body but not all the legs are inside the flag is considered clear).

A Competitor is permitted to change his mind as to where he jumps an obstacle or element at any time, without penalty, including as a result of a mistake at a previous element or obstacle. If, however, the Horse avoids part of the obstacle at which it has been presented, it will be considered to have run out.

**6.3.9.7 Circle.**

**6.3.9.7.1 At separately numbered obstacles,** a Competitor may circle or cross his tracks between or around them without penalty provided he has not presented his Horse at the second or subsequent obstacles.

**6.3.9.7.2 At an obstacle composed of several elements (A, B, C, etc.),** a Horse will be penalised once it has jumped the first element and before it has jumped the last element if:

- a) It passes around the back of any element of the lettered combination that it subsequently jumps.
- b) It crosses its tracks between the elements.

**6.3.9.7.3 After being penalised** for a refusal, run-out or circle, a Competitor, in order to make another attempt, is permitted to circle one or more times without penalty, until he again presents his Horse at the obstacle.

**6.3.9.8 Obstacles with options or alternatives.**

- Where an obstacle may be jumped in one effort but has options involving two or more efforts, each option will be lettered as an element. (See Rule 6.3.7.6.)
- Alternative obstacles or elements which are flagged separately will be identified by the same number/letter as on the direct route. In this case both sets of flags will be marked with a black line (see Rule 6.3.7.7). Such “black flag” alternatives are to be judged as separate obstacles or elements, only one of which has to be jumped. A Competitor is permitted to change without penalty from one black flagged line to another (e.g. jumping 6a left hand route then 6b right hand route) provided he has not presented his Horse at the next element of the original line.

**6.3.9.9 Combination obstacles.**

- After more than two penalised attempts to jump an obstacle a Competitor will be eliminated;
- A Horse may be re-presented at any element which he has already jumped if he has refused at a later element, but the penalty stands;
- For the purpose of retaking any element a Competitor may pass through the flags in the wrong direction as long as there is no significant jumping effort;

**6.3.9.10 Bounce Obstacles** – A Horse is deemed to have been presented at the second element of a bounce obstacle (less than 5m between elements) when it has cleared the first without incurring any penalty. This rule applies whether the bounce element is the first or second in a combination.

**6.3.9.11 Trapped Horse.** A Horse is trapped when it cannot proceed without assistance or is at risk of injury. If a Horse becomes trapped while negotiating an obstacle, Officials will determine what is required to extricate it. The Competitor of such a Horse must dismount as soon as possible and obey the instructions of Officials. The Competitor will be eliminated.

**6.3.9.12 Dismounting.** Competitors may voluntarily dismount without incurring elimination to check on their Horse, adjust saddlery or equipment, or when held on course.

**6.3.9.13 Overtaking.**

- Any Competitor who is about to be overtaken must clear the way as soon as possible;
- When a Competitor is about to be overtaken at or approaching an obstacle, he must obey the instructions of officials;
- Any Competitor wanting to overtake another must only do so at a safe and suitable place and, if at an obstacle, may only jump it in such a way as will cause neither inconvenience nor danger to the other.

**6.3.9.14 Stopping a Competitor.** If for any reason it becomes necessary for a Competitor to be stopped on the course, cross country control will give instructions to the relevant fence judges. If possible Competitors will be stopped at Stopping Points, but this may not always be possible and they must be prepared to stop as and when instructed.

- The Competitor will be stopped by Officials waving a red flag at shoulder height. The signal should be assisted by the clearly shouted command ‘STOP’.
- A Competitor, who has been stopped by an official on the course, will have his time noted as he passes the stopping point and again at the same point on being re-started; the difference ‘the held time’ being deducted from his recorded time. (See Rule 6.3.4.7.)

**6.3.9.15 Elimination or Retirement.** A competitor who has been eliminated or has retired must leave the course at walk and may not continue or jump any fence flagged or unflagged. He may do so either mounted or dismounted unless otherwise instructed by an Official.

**6.3.10 Penalties** – are as set out below:

First refusal, run-out or circle of Horse at obstacle	20 penalties
Second refusal, run-out or circle of Horse at same obstacle	40 penalties
Third cumulative refusal – Novice and above	Elimination
Fourth cumulative refusal – BE105 and below	Elimination
Third refusal, run-out or circle of Horse at same obstacle	Elimination
Fall of Competitor anywhere on the course	Elimination
Fall of Horse anywhere on the course	Elimination
Trapped Horse	Elimination
Error of course not rectified	Elimination
After more than two minutes of continuous disobedience	Elimination
Omission of obstacle or boundary flag	Elimination
Retaking an obstacle already jumped	Elimination

Jumping obstacle in wrong order	Elimination
Jumping an obstacle with crossed flags	Elimination
For every commenced second in excess of the optimum time	0.4 penalty
For every commenced second in excess of 15 seconds under the optimum time	0.4 penalty
Exceeding the Time Limit (which is twice the optimum time)	Elimination

### 6.3.11 Horse and Competitor Falls

#### 6.3.11.1 Competitor Falls on the Cross Country Course.

A Competitor who has been eliminated for a fall on the cross country course must follow the procedure set out in Rule 9.2.

#### 6.3.11.2 Competitor Falls -

##### **While Warming Up for the Cross Country and Before Crossing the Start Line**

A Competitor who falls in the cross country warm up must not remount until he has been examined by an Event Doctor and allowed to continue. If the Doctor does not allow the Competitor to remount and start the test, the Competitor must follow the procedure set out in Rule 9.2.

#### 6.3.11.3 Horse Falls -

##### **While Warming Up for the Cross Country and Before Crossing the Start Line**










































- A Horse which falls during the Cross Country warm up may not continue until passed by the veterinary officer to do so.
- If the veterinary officer does not allow the horse to continue, the Competitor must withdraw that horse from the competition (see Rule 4.9)
- If the veterinary officer imposes any conditions before a Horse may continue which may have time implications, the Competitor must immediately inform and liaise with the relevant event officials.

# Helmet Standards Explained



**CHARLES OWEN**  
◆ ESTABLISHED 1911 ◆

The standards shown on your helmet label tell you which types of riding accident scenarios your helmet has been tested for.

					
	Flat impact	Hazard edge impact	Spike	Round impact	Crush resistance
 Kitemarked to PAS015:2011	 1.8m	 1.3m	 75cm	 Not tested	 800N
NEW FOR 2023  EN1384*	 1.8m	 1.3m	 62.5cm	 Not tested	 800N
 Kitemarked to VG1 01.040 2014-12	 1.8m	 Not tested	 50cm	 Not tested	 630N
NEW FOR 2023  Certified by SEI to ASTM F1163-23	 1.8m	 1.3m	 Not tested	 Not tested	 630N
 Certified by SEI to ASTM F1163-15	 1.8m	 1.3m	 Not tested	 Not tested	 Not tested
 Certified to E2021	 1.9m	 1.3m	 100cm	 1.5m	 1000N

**Safety Tip:**

Please ensure your helmet is professionally fitted

## CHAPTER 7 COMPETITORS' DRESS; SADDLERY EQUIPMENT

### 7.1 COMPETITORS' DRESS RULES

Competitors are required to comply with the dress rules set out in this chapter. All safety equipment must be used in its original, unaltered state.

### 7.2 Hats.

- 7.2.1 'Protective Headwear' is a hat that meets **one** of the Standards set out below. The labelling must be checked for compliance by an Official and the hat then appropriately tagged with a visible current BE (or PC/BRC) 'hat tag' as pictured below:



British & European	PAS 015 (2011)* VG01.040 2014-12* BS EN1384:2023*  *with BSI Kitemark or Inspec IC Mark	
American	ASTM F1163 <b>15 or 23</b> : with SEI mark Snell 2016 or 2021 (No other mark is needed with Snell)	
Australia & New Zealand	AS/NZS 3838 2006 onwards with SAI Global mark	

- 7.2.2 'Cross Country Protective Headwear' is a "Jockey Skull" of an even round or elliptical shape with a smooth or slightly abrasive surface, having no peak or peak type extensions. Noticeable protuberances above the eyes or to the front not greater than 5mm, smooth and rounded in nature are permitted. It must also comply with the 'Protective Headwear' criteria and be tagged as set out above. A removable hat cover with a light flexible peak may be used.

### 7.2.3 Hat Safety

- Protective Headwear of the appropriate standard must be worn by everyone, whether or not a Competitor, whenever mounted anywhere at a BE Event.
- Harnesses must always be correctly fastened.
- Competitors are strongly recommended to check their headwear regularly and to replace it if damaged, or following a fall.

- 7.3 **Body Protector.** A body protector that meets one of the following requirements is mandatory for Cross Country and whenever else a body protector is worn:
- A British Equestrian Trade Association (BETA) approved and appropriately labelled "Level 3 body protector", with the manufactured in the year **2018** or after, or,
  - An Exo Body Cage which, if worn, must be declared to the Event Secretary prior to the Cross Country phase.
- Competitors are strongly recommended to check their body protectors on a regular basis and to replace them if damaged.

**Note: from 1st January 2024, the Level 3 body protector with the year 2009 (purple label) shown on the label will no longer be accepted.**

It is strongly advised that the body protector should impede neither flexibility nor balance. The up to date BETA list of body protectors may be obtained from BETA – see [www.beta-uk.org](http://www.beta-uk.org).

- 7.4 **Inflatable/Air Jackets.** If a Competitor chooses to wear an airbag style body protector, it must be worn over a permitted body protector for the cross country phase. Inflatable/air jackets may be worn for the show jumping and dressage phases without a body protector.






- 7.5 **Spurs are optional at all levels.** Spurs must be of smooth material (metal or plastic), blunt and incapable of wounding a Horse. 'Dummy spurs' with no shank are allowed but if there is a shank it must not be more than 4cm long, must point only towards the rear and, if curved, the shank must point downwards. The overall shank must be measured from the boot to the end of the spur. Rowel spurs are permitted but not at all in Young Horse Classes. Rowels must be free to rotate and must be round and smooth. Tines are not allowed. Spurs with Interchangeable/removeable shanks are NOT PERMITTED.

**PERMITTED SPURS**

 <p>Ball shaped</p>	 <p>Rowel</p>  <p>Horizontal Rowel</p>	 <p>Prince of Wales</p>  <p>Soft touch horizontal (&amp; vertical)</p>
 <p>Hammered</p>	 <p>Impulse</p>	 <p>Impulse Soft touch</p>
 <p>Dummy</p>	 <p>Dummy</p>	
 <p>Swan neck</p>	 <p>Swan neck with rowel</p>	



**NOT PERMITTED in any phase**

 <b>Comb</b>	 <b>Small segmented rowel</b>
 <b>Flat disk / Spursuader</b>	 <b>Daisy Rowel</b>
 <b>Dressage spur with tines</b>	

- 7.6 Whips. Schooling Whip** - No whip of any kind may be carried whilst competing in the dressage test. One whip only, no longer than 120cm including lash, may be carried when riding on the flat at any other time.
- Jumping Whip** - One whip only, no longer than 75cm (and must be no less than 45cm) and not weighted, may be carried when jumping any obstacle. The end of the whip must be padded. The 'pad' must be smooth with no protrusion or raised surface (which include embroidery) and be made of a shock absorbing material throughout its circumference.

A whip, if carried, must be held in the hand by the handle with the handle at the top.

1. There must be no "binding" within 17 centimetres of the end of the "Pad".
2. The minimum diameter for a "Shaft" is 1 centimetre and the "Shaft" should run through the entirety of the whip.
3. The overall weight of the "Whip" must not exceed 160 grams and the weight should be evenly distributed throughout the full length of the "Whip".
4. The "Contact area", is considered to be 2/5's (two fifths) of the overall length of the "Whip" and must be covered with a "Pad".
5. The "Pad" must be smooth, with no protrusion or raised surface, and be made of shock absorbing material throughout its circumference such that it gives a compression factor of at least 6mm. There is to be no wording, advertising or personalisation of any kind on the "Pad".

**Definitions**

The "Whip" - The singular term for the equipment in its entirety.

The "Shaft" - The term for the central core of the equipment.

The "Handle" - The term for the riders contact area

The "Contact Area" - The term for the area that will contact or may potentially contact the horse. The "Pad" The term for the padded area that covers the shaft

The "Binding" - The term given to the threaded area between the "shaft" and the "pad" that joins the two together.



- 7.7 Stocks.** Stocks should be properly tied.

- 7.8 Jewellery.** Jewellery worn anywhere on the body can increase the risk of injury. Competitors are strongly recommended to remove all jewellery, especially before the jumping phases.

- 7.9 **Hair.** Long hair should be secured appropriately.
- 7.10 **Show Jump Course Walks.** Competitors are not required to wear correct riding clothes when inspecting the course, unless specifically requested to do so by the Organiser.
- 7.11 **Dress at Prize-givings.** Prize-givings are important to Organisers and Sponsors and Competitors are requested to be neatly and tidily dressed.
- 7.12 **International Classes.** All references in these Rules to dress in International classes can only be guidance since current FEI rules prevail in those classes. See [www.fei.org](http://www.fei.org) for up to date dress rules.

**7.13 & 7.14**

**DRESSAGE PHASE and SHOW JUMPING PHASE**

**All classes**

- Protective Headwear, must be worn (Rule 7.2.1) and can be of any colour
- Jackets may be in any single conservative colour in muted tones. Subtle pinstripes are permitted, as are coloured collars and contrast piping to collar, lapels, pockets and vents. The red collar and pockets with white piping on a navy jacket may be used only by the British Team.
- Tweed jackets may not be brightly coloured or have loud patterns.
- Competitors may choose to ride without jackets. Competitors may choose to wear a fitted waistcoat in any conservative colour in muted tones. If no jacket is worn a suitable long/short sleeved shirt that fastens at the neck (white or cream or conservative/muted tones and not bright or multi-coloured) must be worn.
- Breeches – may be white, buff, fawn, **navy or black.**
- Tie, American collar or correctly fastened stock.
- Gloves at mandatory for the dressage phase only.
- Boots - plain black or brown boots or full grain smooth black or brown leather gaiters with matching boots OR topped boots with breeches.

*Alternatively;* Uniform with protective headwear.

**Advanced; Advanced Intermediate; Intermediate Championships**

**In addition to the above -**

- **Jacket – option of a black or dark blue tailcoat or short jacket with correctly tied stock or shirt and tie. Jackets of Official National Colours can be worn.**
- Boots - plain black or brown boots or full grain smooth black or brown leather gaiters with matching boots OR topped boots with breeches.

*Alternatively;* Uniform with protective headwear.

**7.15 CROSS COUNTRY PHASE**

**All Classes**

- Cross Country Protective Headwear
- **Sweatshirt/shirt/skins** (long sleeves are strongly recommended)
- Body protector / **Air Jacket (see Rule 7.3 & 7.4)**
- Breeches – may be white, buff, fawn, **navy or black.**

**7.16 COMPETITOR NUMBER(S).**

**7.16.1** Organisers may stipulate in their Event Schedule the arrangements for competitors bib numbers. Where instructions are provided, competitors may not be allowed to compete unless these directions are complied with. Where there are no instructions, the Competitor should produce their own competitor bib number. The alternatives will include

- Printed by Organiser for collection on arrival at event, or
- Printed by Competitor prior to arrival in accordance with Organiser directions. In this case, Competitors must use the format directed by the Organiser, which may include Organiser's advertising or sponsor information, and must add no other information, or
- Produced by Competitor. In this case, the numbers, which should not be handwritten must be clearly visible for Officials, including Fence Judges. These bib numbers may include no information other than the number itself. They may also include the British Eventing name and logo.

**7.16.2** In the dressage and show jumping phases, the type of number to be worn is at the discretion of the Organiser.

**7.16.3** In the cross-country phase of the competition, bib numbers must be worn and must be clearly visible from in front and from behind.

**7.17 Advertising and Logos – Competitors**

**7.17.1 Identification of Sponsors - Dress** (see also Rule 7.16)

The following apply to all three phases:-

- Any sponsor or advertising logo displayed on a rider's Dress must be that of a Member.
- Advertising and logos must not contravene any laws, be controversial or socially undesirable or bring the sport into disrepute.
- No logo may be displayed which the Organiser has stated in the schedule as unacceptable.
- The design of the logo must have been approved by BE.

**Dressage Phase**

The Competitor may bear the logo of his sponsor:-

- On both sides of shirt collar. The logo must not be larger than 16sq cms
- On each side of the two sides of jackets or top garments at the height of the breast pockets. The logo must not be larger than 80sq cms

**Show Jumping Phase**

As for dressage and in addition the Competitor may bear the logo of his sponsor:-

- Vertically in the middle of his protective headwear. The logo must not be longer than 25cm or wider than 5cm;
- On the left leg of his riding breeches. The logo must not be longer than 20cm or wider than 4cm;

**Cross Country Phase**

Subject to paragraph 7.17.1 no restrictions apply to the cross country phase.

**7.17.2 Identification of the Manufacturer (Non-Sponsor) - Dress**

**Dressage and Show Jumping Phase**

Identification of the manufacturer (non-sponsor) of clothing and equipment may appear only once per clothing item (breeches, gloves, shirt, headwear or on jackets at the height of breast pockets) on a surface area not exceeding 3 sq cms.

**7.18 Union Flag Badges.** Only members of the teams listed below and nominated individuals are entitled to wear the Union Flag Badge on their jackets.

Team	Badge	Entitlement Period
British Team and nominated individuals competing in a CCI-CH. Any individual who finishes 1st, 2nd or 3rd in the final classification in a CCI-CH is subsequently entitled to wear a badge.	Union Flag Badge with a red background	Permanent
CCI3*-S European Cup Team and nominate individuals competing in the CH-EU-CCI3*-S.	Union Flag Badge with a green background	Two years following most recent inclusion on the team
Young Riders Team and nominated individuals competing in the CH-EU-YR.	Union Flag Badge with a blue background	Two years following most recent inclusion on the team
Junior Team and nominated individuals competing in the CH-EU-J.	Union Flag Badge with a white background	Two years following most recent inclusion on the team
Pony Team and nominated individuals competing in the CH-EU-P.	Union Flag Badge with a yellow background	Two years following most recent inclusion on the team

**7.19 SADDLERY AND TACK**


**7.19.1** A steward may be appointed to examine the saddlery of each Horse before it enters an arena or starts its test. If the examination takes place before the Dressage test, great care must be exercised; at the Competitor's request, the examination may be carried out after the test and if it be found that the bit or bridle is non-compliant, the Competitor will be eliminated. The Competitor remains personally responsible throughout for complying with the above Rules.

**7.19.2** The table below defines the saddlery that is permitted, not permitted or compulsory at each relevant stage of National Events without exception.

	Riding in exercise areas	Lungeing	Dressage Tests	Show Jumping	Cross Country
Bit guard ( <b>only smooth sides</b> ) & tongue guard	✓	✓	X	✓	✓
Nose net	✓	✓	✓	✓	✓
Ear covers*1	✓	✓	✓	✓	✓
Ear plugs	X	✓	X	X	X
Fly fringe	✓	✓	X*3	X*3	X*3
Liquid Titanium or similar type hood	X	X	X	✓	X
Net Relief Rising Mask or similar Face Mask *6	✓	✓	✓	NOT PERMITTED	
Snaffle bridle/Miklem multi-bridle/ST-Zaum / Freeflex /Stuben Freedom /PS of Sweden High Jump /PS of Sweden Jump off /Collegiate Comfitec/ Jeffries Gentle Bridle/Grackle. Bridles must be used with a permitted bit, without bit clips and with a throat lash	✓	✓	✓	✓	✓
Double bridle	✓	✓	X*4	✓	✓
Running / Bib / Irish martingale	✓	✓	X	✓	✓

Side, running reins and chambons	X	✓	X	X	X
Neck strap	✓	✓	✓	✓	✓
Seat Covers	✓	✓	X	✓	✓
<b>Boots, bandages *7</b>	✓	✓	X	✓	✓
Equiboots/Hoofboots	✓	✓	X	X	X
English style saddle	COMPULSORY				
Flash, crossed (incl. Grackle/Mexican) or dropped noseband only with snaffle bridle	PERMITTED				
Cavesson noseband	PERMITTED*2				
Breast plate	PERMITTED				
Blinkers	NOT PERMITTED				
Tongue Strap and/or tying down the Horse's tongue	NOT PERMITTED				
Draw Reins	NOT PERMITTED				
Standing Martingale	NOT PERMITTED				
Any other form of martingale or gadget	NOT PERMITTED				
Leather, sheepskin or similar material may be used on each cheek piece of the bridle providing the material does not exceed 3cm in diameter measured from the horse's cheek	✓	✓	X	✓	X
Sheepskin nosebands*5	✓	✓	X	✓	✓
Coloured stirrups	✓	✓	✓	✓	✓
Body bandage / spur pad	✓	✓	X	✓	✓
Stirrups which can be attached by magnets or other means to riders' boots	NOT PERMITTED				

- Notes**
- \*1 Ear Covers / Protective Fly Hoods are permitted and may provide noise reduction. However, ear covers must allow for ears to move freely and must not cover the Horses' eyes. These will be systematically checked by Stewards at the end of the test to ensure that nothing prohibited has been added (i.e. special material) or is covered by the fly hoods. The ear covers should be discreet in colour and design. Ear covers may not be attached to the noseband.
  - \*2 Compulsory with double bridle
  - \*3 Only permitted if specifically authorised for all Competitors in exceptional climatic conditions by BE Steward
  - \*4 Double bridles are only permitted at Intermediate Novice and above for dressage
  - \*5 Sheepskin shall not be used on a Grackle/X noseband other than on the crossover section.
  - \*6 Equivizor is permitted for warming up on the flat only. Lenses must be clear.  
Facemask - example of a face mask that can be worn for Riding in exercise areas, Lungeing and Dressage only. Not permitted for any form of jumping.  
Please check with the BE Office for clarification or the BE Steward at the event.
  - \*7 All boots must be smooth inside without lumps, protrusions, or a rough surface.



**BOOTS FOR SHOW JUMPING:**

- Boots may only have Velcro, Stud or Hook fasteners (straps). Single and Double shell boots are allowed.
- Any boot that has a pull back, cinch, winch, buckle or click/ratchet fastener (straps) that double back is NOT PERMITTED.
- The Maximum height of Hind boots is 20cm.
- Pastern bands and Pastern Rings are allowed for all jumping phases.

**Examples of boots NOT PERMITTED**



**Measuring of Boots**

Note: Image 3. The pastern protection that extends below the rounded shell on the inside is not taken into account when measuring the length of boot.



Max Height	Fasteners (Straps)			
	Type	Number	Min Width	Elastic
20cm	Velcro	1	5 cm	Optional *
		2	each 2.5cm	Optional *
	Stud	1	2.5cm	Yes
		2	each 2.5cm	Yes
	Hook	1	2.5cm	Yes
		2	each 2.5cm	Yes

\* If Double shell boots have Velcro fasteners then they must be elastic.

**Single Strap used (5cm)**

**Two Straps used (2.5cm each)**



### 7.19.3 Saddles and Bridles.

**7.19.3.1 Dressage Phase.** British Dressage rules govern the Dressage phase except where modified by BE Rules. Therefore BD Rules **93, 96 and 98** must be complied with.

**7.19.3.2 Show Jumping Phase.** Competitors are required to comply with the BD Rules 93 and 96 **except where modified in Rule 7.19.2 and 7.19.7.** Saddles must be worn and be of English or Continental style.

**7.19.3.3 Cross Country Phase.** Competitors are required to comply with BD Rules 84 and 87 **except where modified in Rule 7.19.7.**

**7.19.3.4** The relevant extracts from the British Dressage Rules are as follows:

BD Rule 93. Saddles and Stirrups

Permitted:-

- English or continental style saddles and must have a cantle and pommel (including Treeless).
- Saddle colours brown, black, grey or navy. Panels of colour on areas such as the cantle are allowed.
- A gel pad / memory foam / sheepskin seat provided it is unobtrusive and matches the colour of the saddle.

Not permitted:-

- Western style, traditional Iberian or Arabian.
- Saddles without stirrup leathers and irons attached to the saddle and used in the conventional way.
- Velcro straps from the girth to the stirrup iron unless dispensation has been granted.
- A rider's boots fixed to the stirrup iron by mechanical or magnetic means unless dispensation has been given.
- Saddle covers are not permitted except during warm up.

BD Rule 96. Bridles

A bridle with a bit (worn in the horse's mouth), browband and noseband is compulsory and must be used in the conventionally accepted manner. The loop of the reins must be above the horse's neck with the reins attached to the bit and reins are to be held in the conventional way. Bridles must be predominantly black, brown, grey or navy and may not be decorated with tassels or any additions to the normal configuration. Discreet padding of the bridle at the poll and/or noseband is permitted. Padding of the cheek pieces is not permitted and nosebands may only have padding on the straps that pass under the chin.

Additional padding is not permitted anywhere on the front of the noseband. Reins must be used in their manufactured condition without any addition or adaptation to any part. Reins may not be clipped to the bit. Looped or modified (including knotted reins) are not permitted unless dispensation has been granted.

Tack and equipment must be used in its manufactured state with no additions or modifications unless otherwise stated.

BD Rule 98. Decoration

Any unusual decoration of the horse with unnatural items such as ribbons, flowers or anything applied to the horse, such as glitter, pastes or paints/ointments, is forbidden unless worn in breed specific classes.

Red bows in the tail for horses that kick or discreet items such as diamante plaiting bands are permitted.

- 7.19.4 Side-saddle.** Competitors may not compete riding side-saddle.
- 7.19.5** For all phases, in case of a fall, stirrups must allow the boot/foot to be removed without any kind of restriction.
- 7.19.6 Bits.** Only bits which are described and illustrated in the British Dressage Tack Guide following pages are permitted for the dressage phase:  
<https://www.britishdressage.co.uk/competitions/competition-rules/>
- 7.19.7** The following rules apply to **show jumping** and **cross country** in addition to Rule 7.19.2
- Competitors may also use any normal jumping bit, Pelham, American or continental gag, hackamore and any form of bitless bridle. Reins may be attached to leather 'D' rings.
  - Competitors may not use a curb rein which passes through the rings of a running martingale. Competitors may not use a Market Harborough. Stirrup leathers must hang outside the flap of the saddle.
- 7.19.8** Generally; any item of saddlery not specifically permitted by these Rules or those of British Dressage, for the dressage phase, is NOT PERMITTED.
- 7.19.9 Warming up.** Horses may be warmed up with any saddlery which is permitted for any phase of the competition.
- 7.20 Advertising and Logos – Horses.**
- 7.20.1 Identification of Sponsors - Saddlery**  
 The following apply to all three phases:-
- Any sponsor or advertising logo displayed on saddlery must be that of a Company or Supporter Member.
  - Advertising and logos must not contravene any laws, be controversial or socially undesirable or bring the sport into disrepute.
  - Such a logo may be displayed at any Event other than one at which logos have been banned by the Organiser as stated in their Schedule.
  - No logo may be displayed which the Organiser has stated in the schedule as unacceptable.
  - The design of the logo must have been approved by BE.

#### **Dressage Phase**

No advertising or publicity may be displayed on any Horse whilst competing, other than an officially approved logo on a saddlecloth or fly fringes/ear covers.

The display of the logo is subject to:

- The logo on a saddlecloth being contained within an area of not more than 200 sq cm;
- The logo being displayed on the bottom rear corner of a saddlecloth (one or both sides). When the national flag is displayed on the saddlecloth, the BE member's logo may be displayed above the national flag, on the offside only, when there is a team sponsor with a logo, and otherwise on both sides.
- The logo on ear covers/fly hoods being contained within an area of not more than 75 sq cm



**Show Jumping Phase**

As for dressage and in addition the Competitor may bear the logo of his sponsor:-

- The logo on a fly fringe/ear covers being contained within an area of not more than 75 sq cm;

**Cross Country Phase**

Subject to Rule 7.20.1 no restrictions apply to the cross country phase.

**7.20.2 Identification of the Manufacturer (Non-Sponsor) - Saddlery Dressage and Show Jumping Phase**

Identification of the manufacturer(non-sponsor) of saddlery may appear only once per saddlery item on a surface area not exceeding 3 sq cms.

**7.21 Union Flag on Saddlecloth.** The Union Flag will be displayed on the saddlecloth of:

- Members of the British Team and individuals competing at any European, World or Olympic Championships;
- All British Competitors at any other international competition abroad.



# Gatehouse

SAFETY THAT FITS

When you think of eventing, you think of the iconic Gatehouse H51 & H51-V.

Pioneering some of the major changes in equestrian headwear safety.

We are proud to be recognised for this by FEI as well as the British Equestrian Trade Association.

Our extensive range means there will be a riding hat for every discipline, whatever your needs.

Conforming to the very latest certifications whilst at the forefront of contemporary design, Gatehouse continues to lead the way.



## LAUNCHING SPRING 2024



### OXER

Perfect for Dressage or Showjumping phases.



### CHESTER

Our latest jockey skull design for cross country certified for PAS 015:2011



**KM ELITE - OFFICIAL UK DISTRIBUTOR**

[www.kmeliteproducts.co.uk](http://www.kmeliteproducts.co.uk) | +44 (0)1403 759 659 | follow us   

## CHAPTER 8 SCORING; OBJECTIONS AND ENQUIRIES; PRIZES; POINTS AND GRADING

### 8.1 Scoring

The competition is scored on a penalties basis and the following principles apply;

- 8.1.1** The dressage judge will allot from 0-10 marks (good marks) for each numbered movement as specified in the test. Half marks from 0.5 to 9.5 may be used. These marks are then added together and error marks deducted. The percentage of these good marks as compared with the total obtainable is then calculated to two decimal places and converted to penalty marks by subtraction from 100, rounded to one decimal point. Where two or more judges have marked a test, the percentage of maximum possible good marks obtainable is then calculated. Percentage is obtained dividing total good marks and errors of the Judge by maximum possible good marks obtainable and then multiplying by 100 and rounding the result to two decimal digits. This value is shown as the individual mark for that Judge. Rounding the result to two decimals includes any score of “x.xx5” and above is round up and any score less than “x.xx5” in rounded down.
- 8.1.2** Penalty Points - In order to convert Athletes' percentage into penalty points, the average percentage to two decimal places must be subtracted from 100 with the resulting figure being rounded to one decimal digit. The result is the score in penalty points for the test. Rounding the result to one decimal includes any score of “x.x5” and above is round up and any score less than “x.x5” is rounded down.
- 8.1.3** Penalties incurred in the show jumping and cross country phases are added to the dressage penalty mark.
- 8.1.4** Penalties awarded by the BE Steward, e.g. under Chapter 3 are then added.
- 8.1.5** The Competitor with the lowest number of penalties is the winner, the next lowest is second, and so on.
- 8.1.6 Equality of Marks**
- 8.1.6.1** If the total score of two or more Horses is the same, the following factors will be used to determine the result between them;
1. The best cross country score – that is with the fewest aggregate time or jumping penalties.
  2. If there is still equality; the cross country time which is closest to the optimum time.
  3. If the system of measurement permits, this may be determined by 0.1 or 0.01 seconds.
  4. If there is still equality; the best show jumping score including penalties at obstacles and time penalties.
  5. If there is still equality; the fastest show jumping time.
  6. If there is still equality; the best Dressage score.
  7. If equality yet persists, the result will be a tie (with the points being awarded as normal and the prize money being aggregated and divided by the number of Horses in the tie).
- 8.1.6.2 National BE90 3DE & BE100 3DE – see Annex 5**
- In the event of scoring equality between two or more Competitors, the following criteria will be applied as per the sequential order below to determine the higher placed Competitor between them. Once a criterion has determined a higher placed Competitor, the subsequent criteria will not be applied:

1. The best Cross Country score (fewest aggregate time or jumping penalties) across all Cross Country phases
2. The Cross Country time which is closest to the Optimum Time
3. The Steeplechase time which is closest to the Optimum Time
4. If all of the aforementioned criteria still produce a scoring equality, a tie will be declared and dealt with as per Clause 8.1.6.6

## **8.2 Enquiries and Objections**

### **8.2.1 Scores**

- Scores will be published [during the Event] on the Event live scoring system. These will be on a provisional basis until confirmed by the BE Scorer as final results after the end of each section. Final results will be published on the BE website. Provisional scores will also be announced regularly by the show jumping and cross-country commentators. Dressage sheets will be made available at the [see Rule 3.3] as soon as possible upon completion of the tests in that section.
- It is of the utmost importance that competitors check their dressage sheets, listen to commentators' announcements and take every opportunity to read published results, provisional or final, as soon as possible after each phase.

### **8.2.2 Enquiries**

- All enquiries regarding scores must be brought to the attention of the BE officials (see Rule 3.3) straightaway which should enable them to be investigated and resolved promptly.

### **8.2.3 Objections, Time Limits**

- All Objections to a competitor's score must be made to the BE Steward (see Rule 3.3) within the following time limits,
  - Dressage; [3] hours after completion of the Test [or 1 hour after completion of the section dressage phase, whichever is the earlier] .
  - Show Jumping and Cross Country. 30 minutes after completion of the competitor's jumping round.
- Objections to the result of a Section, or any other matter, must be notified to the BE Steward no later than 30 minutes after publication of the final results for that Section.
- These time limits may be varied at the discretion of the BE Steward.

### **8.2.4 Determination**

- All Objections will be considered by the BE Steward.
- The Steward's decision relating to any aspect of a Competitor's score is final and there is no appeal.

**8.2.5** If the Steward determines an Objection other than one relating to any aspect of a Competitor's score, an appeal may be made to the Chief Executive. Any Objections raised after the Event (which may not include Objections to any aspect of a competitor's score and which have therefore been finally determined by the Steward) must be notified in writing to the Chief Executive as soon as reasonably possible. In both cases the Chief Executive will decide in the light of the facts how best the appeal or Objection should be resolved. If appropriate, he will invoke the BE complaints procedure, full details of which are set out on the BE website.

## **8.3 Prizes**

**8.3.1** The scale of prize monies must fall within the calculations of the prize money calculator unless specifically agreed by the Chief Executive for each deviation therefrom.

**8.3.2 Ascertainment.** The prize money is determined using the prize money calculator ([https://www.eventingscores.co.uk/be\\_prize\\_money.php](https://www.eventingscores.co.uk/be_prize_money.php)) which adheres to the following principles:

**8.3.2.1** The prize money fund is a fixed percentage of the section revenue (Dressage starters multiplied by Entry Fee plus Start Fee less VAT) as per the table below.

**8.3.2.2** The first placed Competitor in each section will be awarded prize money of at least the value of Entry & Start Fee less VAT as per the table below.

**8.3.2.3** Prize money will be paid out in proportion to the number of starters of the Dressage phase including Hors Concour Competitors as per the table below.

**8.3.2.4 Prize Money Table**

Class	Prize Fund % Section Revenue (incl. HC)	1st Place % of Total Entry & Start Fee less VAT	Scale of Prize Money Recipients Dressage Starters including Hors Concour (HC)					
			1st Place	2nd Place	3rd Place	4th Place	5th Place	6th Place onwards
			Starters	Starters	Starters	Starters	Starters	Additional Prize Money Placings Awarded to
BE80 - BE105	7.80%	100%	1 – 8	9 -23	24 - 31	32 - 39	40 - 47	Every 8 Starters
Novice	13.30%	140%	1 – 7	8 - 20	21 - 27	28 - 34	35 - 41	Every 7 Starters
Intermediate	16.00%	150%	1 – 6	7 - 17	18 - 23	24 - 29	30 - 35	Every 6 Starters
Advanced	24.00%	200%	1 – 5	6 - 14	15 - 19	20 - 24	25 - 29	Every 5 Starters
BE 3DE	18.00%	150%	1 – 5	6 - 14	15 - 19	20 - 24	25 - 29	Every 5 Starters

**8.3.3** Prizes in kind may be awarded in addition to prize money.

**8.3.4** Prize Money claims must be received by the Event on or before 23:59hrs UK time 21st day after the last day of Cross Country using the Event’s Prize Money Claim Form or BE’s version thereof. Instructions for the payment of Prize Money must be issued on or before 23:59hrs UK time on 28th day of after the last day of Cross Country.

**8.3.5 Special Prizes**

**8.3.5.1** A prize for best Cross Country performance must be based on the least penalties in jumping and/or time.

**8.3.5.2** A prize may be awarded to the highest placed Competitor with the lowest score in any of the sections of the Class. Such a prize must not exceed one half of the value of the first prize in money unless permission is obtained from the Chief Executive.

**8.4 Prize Giving.** All prizes must be received in person by the Competitor or owner of the placed Horses. Exceptionally, at the prior request of the Competitor, the Organiser may permit a deputy to receive the prize. Prizes not collected in accordance with this Rule may be forfeited at the discretion of the BE Steward and Organiser.

- 8.5 Grading**  
Horses are graded as follows according to the number of points awarded in all affiliated One, Two and Three Day Events of Novice level and above.  
Grade 1 Elite - 500 or more grading points  
Grade 1 – 61 or more grading points  
Grade 2 – from 21 to 60 grading points  
Grade 3 – from 1 to 20 grading points  
Grade 4 – nil.
- 8.6 BE Grading Points**  
BE Grading Points are awarded to Horses in Novice classes and above. The number of places to which Grading Points are awarded is determined by the number of eligible starters in the dressage phase of the class. Double clear Grading Points are awarded to unplaced Horses which complete incurring no show jumping penalties (jumping or time) and no cross country jumping penalties. The following tables set out the numbers of Grading Points awarded. An extra 50 points will be awarded for completing a Senior CH as a member of a team or nominated individual for Great Britain.
- 8.6.1 BE Grading Points: 1 in 4 Starters**  
See Rule 8.6.1 BE Grading Points Table following pages.
- 8.6.2 Upgrading: Effect on entries for subsequent Events.**
- 8.6.2.1** A Horse which is upgraded on or after the Ballot Date may compete in the Class as entered unless it has already won five Novice competitions in which case it may only take part 'hors concours'. If there is a higher Class at that Event in which there is room, the Competitor may opt to transfer.
- 8.6.2.2** If a Horse whose entry has been received by an Event is upgraded before Ballot Date it may not compete in the entered class. It may take part 'hors concours' or if the Competitor wishes and there is room, the entry will be transferred to the next higher class. Otherwise; the entry and fee will be returned.
- 8.6.2.3** Where the above situations occur, it is the responsibility of Owners and Competitors to notify the Organiser/Entries Secretary immediately that the Horse has been upgraded and ensure any appropriate arrangements are made. Failure to do so may result in disqualification from the competition.
- 8.7 Overseas Grading.** A registered Horse purchased by an overseas resident will follow the usual grading process unless it has competed as a team member or as an individual in a CCIO whereupon it will be classified as Grade 1, and may compete in any class for which it is eligible.
- 8.8** A Horse imported by a BE Member may be registered under the usual procedure but must also supply a performance print-out from the Registration Authority of the country of origin if the Horse has competed outside the UK. If no print-out is provided, the Horse will automatically be classified as Grade 1 unless the Chief Executive determines, at his discretion, an alternative appropriate grading.

8.6.1 BE Grading Points Table

LEVEL		BRITISH CHAMPIONSHIPS										CCI-L/CCIO						
		PT/ N/ IN/ ON†	Ol / Int / AI	Adv	CCI2*-S	CCI3*-S	CCI4*-S	CCIO4*	Place	Starters	Nat. Rest. Nov.	Nov	Int	Adv	CCI2*-L	CCI3*-L & CCI2*-L Champs	CCI4*-L & CCI3*-L Champs	CCI5*-L & CCI4*-L Champs
Place	Starters	Pts	Pts	Pts	Pts	Pts	Pts	Pts	Pts	Pts	Pts	Pts	Pts	Pts	Pts	Pts	Pts	Pts
1	over 15	6	12	24	8	16	32	32	1	8	12	24	48	10	30	110	180	
2	over 19	5	10	22	7	14	29	29	2	7	10	22	44	9	28	100	170	
3	over 23	4	8	20	6	12	26	26	3	6	8	20	40	8	26	90	160	
4	over 27	3	6	18	5	10	23	23	4	5	6	18	36	7	24	80	150	
5	over 31	2	4	16	4	8	20	20	5	4	4	16	32	6	22	70	140	
6	over 35	1	2	14	3	6	17	17	6	3	2	14	28	5	20	60	130	
7	over 39	1	2	12	2	4	14	14	7	2	2	12	24	4	16	50	120	
8	Double clear round points to unplaced horses	1	2	19	2	4	12	12	8	2	2	10	20	3	13	40	110	
9		1	2	8	2	4	10	10	9	2	2	8	16	3	13	40	100	
10		1	2	8	2	4	8	8	10	2	2	8	16	3	13	40	90	
										2	2	4	8					
														2**	5**	25**	65**	
														2‡	4‡	10‡	20‡	

† In the Open Novice and Intermediate Novice classes, horses of all grades are eligible to win points.

\*\* Points for completing the competition in the top half of the starters but not within the placed points.

‡ Points for a double clear round but not within the top half of starters.

A double clear round is one in which no show jumping penalties (jumping or time) and no cross country penalties have been incurred.

**8.9 Downgrading**

- A Horse is only eligible to be downgraded if it has not won any points in the previous 24 months from the date of application.
- All applications to BE to downgrade a Horse must state the reasons for the application. BE must decline an application if satisfied that it is in the best interests of the Sport.
- A Horse that has been downgraded loses any points it has accumulated and, becomes for all purposes Grade 4.
- If the downgraded Horse wishes to move up the class ladder again, then it must fully re-qualify as per BE rules.
- A Horse may only be downgraded once.
- The name of a downgraded Horse cannot be changed.

**8.10 BE Foundation Points.** Foundation Points are awarded in all classes at BE80, BE90, BE100 and BE100plus, BE105 & CCI1\* level. The number of Foundation Points will be determined by the number of starters in the Dressage phase. Double clear round points are awarded to unplaced Horses which complete incurring no show jumping penalties (jumping or time) and no cross country jumping penalties. Foundation Points are notional and do not count towards upgrading. Points will be awarded as set out in the following table:

**BE Foundation Points – 1 in 4 Starters**

	One Day Events	BE80, BE80u18 & BE80 Champs	BE90, BE90 Open, BE90Ou18 & BE90 Champs	BE100, BE100 Open, BE100 Plus, BE105, BE100u18, CCI1* & BE100 Champs
Place	Starters	FPs	FPs	FPs
1		6	8	16
2		5	7	14
3		4	6	12
4	over 15	3	5	10
5	over 19	2	4	8
6	over 23	1	3	6
7	over 27	1	2	4
8	over 31	1	2	4
9	over 35	1	2	4
10	over 39	1	2	4
Double clear round points to unplaced Horses*		1	1	2

\* A double clear round is one in which no show jumping penalties (jumping or time) and no cross country penalties have been incurred.



# LeMieux

LeMieux



From left to right: Yasmin Ingham,  
Ros Canter, Tom McEwen

Proudly supporting world class athletes

Shop online at [lemieux.com](http://lemieux.com) and at all major LeMieux stockists

## CHAPTER 9 MEDICAL, INCLUDING MEDICAL CARDS, FALLS AND MEDICAL CHECKS, PROHIBITED SUBSTANCES, MEDICAL TEAM AND EQUIPMENT

### 9.1 Medical Cards.

It is advisable that competitors to wear a BE medical card during all cross country phases. The card should list name, date of birth, next of kin, contact numbers, allergies and medical conditions that may impact on the delivery of care in the case of an emergencies and regular conditions.

### 9.2 Rider Falls and Medical Checks.

A Competitor who has fallen from a Horse must follow the procedure set out below. Failure by a Competitor to ensure compliance with these Rules is likely to incur a disciplinary sanction.

- If he has been examined by an Event Doctor after the fall, he must follow the directions of that doctor. If the doctor has not allowed him to continue on that or any other horse, he must withdraw that horse from the competition and if he has other rides at that event, those horses must also be withdrawn (see Rule 4.9) or other arrangements made;
- If the doctor imposes any conditions before a Competitor may continue on other horses which may have time implications, the Competitor must immediately inform and liaise with the relevant event officials.
- If the Competitor has not been examined by an Event Doctor after the fall, he must not take part in any further phase until he has been examined and allowed to continue.
- Under no circumstances must a Competitor leave the Event site after a fall until he has been examined by an Event Doctor. A Competitor who does so will be automatically medically suspended and must follow the procedure set out in Rule 9.3.2.3.
- It is the responsibility of the Competitor to ensure compliance with these rules. Failure to do so is likely to incur a disciplinary sanction.

### 9.3 Medical Reports and Medical Suspensions.

#### 9.3.1 Medical Reports.

- The Event Doctor will complete a confidential Medical Report form (MOR) for every injured Competitor examined and will record all Competitors on the Fallers Record sheet.
- The TA will forward these reports to the Risk Management Coordinator at the BE office without delay.
- Documents to be sent to BE by Competitors under these Rules should be emailed to [medical@britisheventing.com](mailto:medical@britisheventing.com), Risk Management Coordinator at the BE Office address

#### 9.3.2 Medical Suspensions

**9.3.2.1 Head injuries and concussion.** If the Event Doctor records in the MOR a finding of concussion, suspected concussion, head injury or other injury likely to result in concussion, the Competitor will be automatically medically suspended for 21 days.

**9.3.2.2 Other Injuries.** If the Event Doctor records on the MOR that he has:

- imposed a stated minimum period of suspension, or
  - advised a Competitor to attend hospital for assessment or treatment
- That Competitor will be immediately medically suspended.

**9.3.2.3** All Competitors suspended under Rules 9.2, 9.3.2.1 and 9.3.2.2 will receive written guidance from BE headquarters on the management on Concussion and how to be cleared to return to play. For further details on the concussion process, please contact the BE Office.

**9.3.2.4 Competitors Suspended Under Rule 9.3.2**

Competitors who have been suspended under this rule need to provide the BE Office with a formal report from a registered medical practitioner who has been involved with their care stating they are fit to compete or a discharge summary from hospital or clinic which indicates all treatment related to the injury has been completed. If the therapy required has been physiotherapy, the registered physiotherapist may provide this evidence. All these cases will be reviewed by the Sport Team and where appropriate the Chief Medical Officer.

**9.4 Prohibited Substances for Human Athletes.**

**9.4.1** By becoming a member of British Eventing the member, their support personnel (as defined by the UK Anti-Doping Rules) and Owners shall be deemed to have:

- a) made themselves familiar with and agreed to be bound by the UK Anti-Doping Rules and all other human anti-doping codes of conduct, regulations, rules and policies published by the BEF and/or UKAD from time to time;
- b) agreed to submit to the authority of the BEF and/or UKAD in the application and enforcement of the UK Anti-Doping Rules;
- c) agreed to provide all requested assistance to the BEF and UKAD (or any other competent body) in the application and enforcement of the UK Anti-doping Rules including (without limitation) cooperating fully with any testing, investigation, results management and/ or proceedings being conducted pursuant to those Rules in relation to any potential anti-doping rule violation.
- d) agreed to submit to the exclusive jurisdiction of any first instance tribunal convened under those Rules to hear and determine charges and related issues arising under those Rules;
- e) agreed to submit to the exclusive jurisdiction of any appeal tribunal and/or Court of Arbitration for Sport (CAS) Panel convened under those Rules to hear and determine appeals made pursuant to those Rules
- f) agreed not to bring any proceedings in any court or other forum that are inconsistent with the foregoing submission to the jurisdiction of the first instance tribunal, the appeal tribunal and CAS

The UK Anti-Doping Rules apply to all members and participants in affiliated competition for a minimum period of 12 months from the commencement of membership or 12 months from the date the individual participated on day pass or day ticket, in accordance with the Rules of British Eventing (whether or not the member is a citizen of, or resident in, the UK).

All members, their support personnel and owners must cooperate fully with any anti-doping investigations or proceedings, whether conducted by UK Anti-Doping or any other competent body. Failure to do so without acceptable justification may be treated as misconduct and may be sanctioned accordingly.

In the event that a person who is subject to the BEF's jurisdiction commits an act of misconduct that relates to anti-doping but does not amount to a violation of the UK Anti-Doping Rules or BEFAR, the BEF may bring disciplinary proceedings against that person for such misconduct under the BEF's Regulations and they may be sanctioned accordingly.

Officials, riders and support staff agree to cooperate fully with any human or equine anti-doping investigations or proceedings, whether conducted by UK Anti-Doping or any other competent body. Failure to do so without acceptable justification may be treated as misconduct and may be sanctioned accordingly.

An act of misconduct by a person who is subject to the BEF's jurisdiction that relates to anti-doping under the human or equine Anti-Doping Rules but which does not amount to an anti-doping rule violation may result in a charge of misconduct under the BEF and/or British Eventing disciplinary rules.

A copy of the rules can be found on the BEF website at [www.britishequestrian.org.uk](http://www.britishequestrian.org.uk) and the human prohibited substances list can be viewed via the BEF website at <https://www.britishequestrian.org.uk/competitors/human-anti-doping>

The status of all human medications prescribed or purchased in the UK can be checked using the Global Drug Reference Online at [www.globaldro.com](http://www.globaldro.com).

#### 9.4.2 Therapeutic Use Exemptions (TUE) – National Events.

9.4.3 Competitors can apply for a Therapeutic Use Exemption if it is absolutely necessary for them to use a substance that is included on the Prohibited List. Competitors wishing to compete in national Events must apply for a TUE within five days of notification by UKAD of an Adverse Analytical Finding. In that instance, the application must be made to UK Anti-Doping ([www.ukad.org.uk](http://www.ukad.org.uk)). Athletes on the UK Sport Lottery funded World Class Podium Squad must apply to UKAD for a TUE in advance of testing, unless they already hold an FEI TUE.

#### 9.4.4 Therapeutic Use Exemptions (TUE) – International Events.

Competitors can apply for a Therapeutic Use Exemption if it is absolutely necessary for them to use a substance on the Prohibited List. Competitors wishing to compete in international Events (i.e. all CCI classes in the UK and abroad) must apply to the FEI for a TUE in advance of competing. More details on FEI TUEs can be found at [www.feicleansport.org](http://www.feicleansport.org). A TUE granted by the FEI will suffice for national purposes, but a UKAD TUE will not be recognised by the FEI.

### 9.5 Medical Team.

9.5.1 The Event Doctor(s), appointed by the Organiser, must be registered with the GMC ([www.gmc-uk.co.uk](http://www.gmc-uk.co.uk)), hold a current Licence to Practice and have appropriate medical indemnity. They must have up to date certificate in a nationally recognised trauma course and undertake yearly moulage updates.

9.5.2 The **Paramedics** engaged by the Organiser must be on the national register ([www.hcpc-uk.org](http://www.hcpc-uk.org)) and be current in their trauma training.

9.5.3 **Ambulance personnel** engaged by the Organiser must be appropriately qualified for the roles required.

9.5.4 All ambulance providers engaged by the Organiser must meet the requirements of Rule 9.7 and provide details of their governance processes.

### 9.6 Medical attendance during the Event.

Notwithstanding the requirements for the individual phases (9.6.1, 9.6.2, 9.6.3), the minimum personnel required to be on site at the event while the cross country phase is running concurrently with other phases is two doctors and one paramedic or one doctor plus at least two paramedics.

- 9.6.1 Dressage.** A doctor, or suitably qualified ambulance technician, with portable resuscitation equipment and oxygen must be present and must be in radio communication with at least the secretary's office or cross country control throughout this phase. A registered Paramedic and a response vehicle must be in attendance at the event 30 minutes prior to the start of dressage and that a doctor must be in attendance at the event at the start of the dressage.
- 9.6.2 Show Jumping.** A doctor, registered Paramedic and an appropriately manned ambulance, that meets the requirements of Rule 9.7 must be present at the Event throughout this phase. The paramedic and ambulance must be collocated with Show Jumping but can move to cover dressage if required.
- 9.6.3 Cross Country.** A minimum of one doctor and a Paramedic with appropriately manned 4WD Ambulance (see 9.7.1) or Emergency/Fast Response Vehicle (see 9.7.2) must be strategically positioned on the course so as to ensure maximum efficient coverage and response times. They must be in contact with Cross country control at all times. This is a minimum requirement and may need to be increased when site layout and geography are taken into consideration.
- 9.6.4** If any Doctor, **Paramedic** or ambulance has to leave the site the competition may only continue provided that the BE Steward, in consultation with the Doctor, is satisfied that the remaining medical cover is sufficient.
- 9.6.5 End of Event Medical Cover.** A doctor and Paramedic and Ambulance crew must remain in place for 30 minutes after the last Horse has completed and must be stood down by the BE Steward.
- 9.6.6** Any Other Attractions, Competitions or Activities at the same location will require additional first aid provision as set out by governing bodies or the Green Guide.
- 9.7 Medical Equipment.**
- 9.7.1** An **Ambulance** is a designated vehicle, appropriately marked and easily identifiable. It must conform to current national regulations for the transportation of injured or seriously ill patients on the public highway. It must contain all appropriate resuscitation, immobilisation and transportation drugs and equipment. The stretcher must be capable of being fully secured. The suction must be powered.
- 4WD Ambulance. As above and capable of travelling across country terrain but not for transfer of patient to Hospital.
  - Road Ambulance. As above and be able to traverse tarmac, track and some unmade roads and able to transfer a patient to Hospital.
- 9.7.2 Emergency/Fast Response Vehicle** is a 4WD vehicle manned by a paramedic or doctor containing all the equipment, as stipulated in Rule 9.7.3. that enables personnel to arrive at scene quickly. The stretcher must be capable of being fully secured.
- 9.7.3 Doctor's vehicle.** This must be clearly marked to identify it as an Emergency vehicle and should be capable of reaching all areas of the stables, horse box areas and cross country. If necessary provision should be made to use an Emergency/Fast response vehicle.

**9.7.4 Equipment to be carried in each ambulance (unless stated otherwise).**

This is a minimum requirement.

Additional equipment may be carried. **Items marked with a \* may be carried by just one of the ambulances.**

<b>Airway – basic</b>	Oxygen 2 CD size portable cylinders Oxygen tubing and mask Self-inflating bag/valve/mask with reservoir bag. Adult and Junior sizes Powered suction device (battery operated and portable) Yankauer suction device Nasopharangeal airways (sizes 6,7) Oropharangeal airways (sizes 1,2,3,4)
<b>Airway – advanced</b>	Supraglottic airway device (laryngeal mask or I-gel) Magill forceps. Laryngoscope, blades, spare bulbs & batteries. Tracheal tubes, (sizes 5-8) connectors, introducer/bougie Crico-thyrotomy set. (scalpel, forceps, ET tube and tape) * Lubricant. Adhesive tape Ventilator (optional) Chest seal- eg ashermans Chest decompression needle Emergency Chest Drain kit*
<b>Circulation</b>	Rapid application tourniquet Field Dressing Haemostatic dressing Intravenous cannulas Sizes 14-22 gauge Intravenous giving sets Intraosseous needles( manual or automated systems) * Syringes and needles- various sizes Dressings and gauze Clingfilm (for burns dressing)
<b>Immobilisation</b>	Pelvic binder Traction splint (femur) Box or vacuum splints for distal limbs Scoop stretcher Head Blocks and straps Securing straps and bandages Rigid cervical collars Vacuum mattress -optional
<b>Monitoring</b>	Defibrillator(manual or AED) Pulse oximeter Syhgnomanometer (manual or auto) Torch Stethoscope 12 lead monitoring * CO2 monitor Glucometer Thermometer

**Medication to be carried by the Ambulance**

<b>Resuscitation</b>	Adrenaline 1:1000 x2 & 1:10000 x5. Amiodarone 300mg x2. * Chlorpheniramine 10mg. x2 Hydrocortisone 100mg x2 vials Crystalloid infusion 1000mls x2
<b>Medication for injection</b>	10% Dextrose Diazemuls or Midazolam. * Anti-emetic e.g. Ondansetron Paracetamol. Opiate analgesia (e.g. morphine). Naloxone. Tranexamic acid 1g.
<b>Oral medication and/or inhaled</b>	Aspirin 300mg GTN spray Paracetamol Ibuprofen Chlorpheniramine Prednisolone
<b>Inhaled medications</b>	Entonox or pentrox Salbutamol inhaler and nebuliser

**9.7.5** Equipment to be carried by the doctor, independent of the ambulances (although may be supplied by the ambulance providers). This is a minimum requirement. Additional medication and equipment may be carried.

- Tourniquet
- Field dressing
- Hand held suction device
- Nasopharyngeal airways (Sizes 6 & 7)
- Oropharyngeal airway (Sizes 2,3,4)
- Self inflating bag/valve mask with reservoir bag
- Chest decompression device
- Chest seal dressing e.g. Asherman

**NOTE:** Competitors may be from age 11 years to adult (spectators are of all ages)

It is essential that all equipment has been checked to be in working order and that all drugs are known to be within their expiry date. Their use must only be by suitably qualified medical personnel. The onus of responsibility lies with the medical organisation or person supplying the cover and equipment, in accordance with the contract between them and the Organiser. Confirmation that equipment, drugs and means of communication are in order, must be made by the responsible medical officer to the BE Steward or Organiser before the start of the competition.



# PREMIER EQUINE

ENGLAND



360° Airvent Cooling Technology



High Impact Protection



Anatomically Contoured



Strike-Guard Lifetime Guarantee



## AIRCOOLED™ ORIGINAL EVENTING BOOTS

Protect Every Stride This Eventing Season.

The iconic Air Cooled Eventing Boots deliver advanced ventilation, high impact protection and maximum tendon support. Trusted by Olympians and world class riders.

[www.premierequine.co.uk](http://www.premierequine.co.uk) | Order Line 01469 532279  
FREE UK MAINLAND DELIVERY on orders over £100

Air Cooled Original  
Eventing Boots  
Front: £60 Hind: £64



## CHAPTER 10

### VETERINARY, INCLUDING VACCINATIONS AND PASSPORTS, EQUINE ANTI-DOPING AND CONTROLLED MEDICATION, VETERINARY TEAM AND EQUIPMENT

#### 10.1 Passports

A valid passport and vaccination record

- must accompany the Horse to all Events,
- must be available for inspection on collection of numbers,
- must be produced on request at any other time during the Event.

Failure to comply with these requirements is a breach of this Rule and the Horse will not be allowed to compete.

#### 10.2 Vaccinations – National Competitions

**10.2.1** No Horse may take part in a BE National Event (which includes entering competition stables) unless it has a current vaccination against equine influenza which complies with the following conditions:

- Prior to 2024 an initial Primary Course of two vaccinations (V1 and V2) must be given with the second vaccination being administered within 21 - 92 days of the first vaccination.
- The first booster (V3) must be administered within 7 calendar months of the date of the second vaccination (V2) of the primary course.

**\*New for 2024\***

**Any horse receiving a new Primary course as of 1st January 2024 must be vaccinated as follows;**

- V1 - (initial vaccination)
- **V2 - (second vaccination) must be administered 21 - 60 days after V1.**
- **V3 - (first booster) must be administered within 6 months and 21 days of V2.**
- Subsequent booster vaccinations must be given at intervals of not more than 12-months.
- **However, in order to compete a horse must be vaccinated in accordance with the above rules and MUST also have had a vaccination within 6 calendar months and 21 days of the competition, BUT;**
- A horse may not compete if it has been given a relevant injection on any of the seven days before it is to compete at the event. Thus, a horse vaccinated on Friday 1st, may not compete before Saturday 8th.

**\*Please note:**

- the 12-month period was never extended under BE rules to 15 months during the vaccination shortage period (Oct 2022-Dec 2022) therefore any horse missing their 12-month booster during this period should have restarted their primary course.
- Horses that have received the Primary course prior to 1 January 2005 are not required to fulfil the requirements for the first booster (V3), providing there has not been an interval of more than 12 months between each of their subsequent annual booster vaccinations.
- All proprietary Influenza vaccines are accepted, provided the route of administration complies with the manufacturer's instructions (ie intramuscular injection or intranasal).

- 10.2.2 The Record of Vaccination(s)** in the Horse's passport must be completed by the appropriate veterinary surgeon in which the record of injection(s) is completed, signed and stamped line by line.
- **The name and batch number of the vaccine and the date of administration must be recorded on the correct vaccination page.**
  - **Vaccination must be administered by a veterinarian who must sign and stamp the passport against the relevant vaccination entry.**
  - **Errors in recording vaccination details must be corrected by marking a single line through the incorrect information and re writing all the details for that vaccination on a new line. The veterinarian marking through the incorrect information must place their initials next to the deletion. The use of correction fluid is prohibited.**
  - **When a new or duplicate passport is issued, the Horse's veterinarian can use the following statement to summarise a long equine influenza history "the vaccination history of this horse is correct to date in accordance with veterinary regulations. Last vaccination on 00/00/00 date".**
- 10.2.3 Notwithstanding the above**, at the discretion of the Event Veterinary Officer, in consultation with the BE Steward, in cases where there are other historical discrepancies in a Horse's vaccination record, that Horse may nonetheless take part in an Event on such conditions as the Veterinary Officer considers appropriate, but the circumstances must be noted on the certificate. The Horse must be re-vaccinated so as to comply with this Rule and the certificate duly completed before it becomes eligible to compete in its next Event.
- 10.2.4 Any companion horse/pony attending an event should also be fully vaccinated and have a passport.**
- 10.3 Vaccinations – International Competitions.** All Horses intending to participate in FEI competitions must **comply with the FEI Veterinary Regulations**. Members are therefore advised to check their Horses' vaccination dates carefully before applying for FEI passports and entering FEI Events.
- Note: Any horse entering the FEI stable area at a FEI competition **MUST** be vaccinated in accordance with the current FEI Rules.
- 10.4 BEF Equine Anti-Doping and Controlled Medication Rules ('BEFAR')**  
The BEF Equine Doping and Controlled Medication Rules (BEFAR) are specifically incorporated by reference in and form part of the British Eventing Members Handbook. BEFAR applies to all members and participants in affiliated competition for a minimum period of 12 months from the commencement of membership or 12 months from the date the individual participated on day pass or day ticket, in accordance with the Rules of British Eventing (whether or not the member is a citizen of, or resident in, the UK). All members, their support personnel and owners must cooperate fully with any anti-doping investigations or proceedings, whether conducted by the BEF or any other competent body. Failure to do so without acceptable justification may be treated as misconduct and may be sanctioned accordingly.  
A copy of the rules can be found on the BEF website at - <https://www.britishequestrian.org.uk/equine/equine-anti-doping>

Accordingly, by becoming a member, such person shall be deemed to have agreed, amongst other things:

- To be bound by, and to comply strictly with, BEFAR;
- To submit to the authority of the BEF and/or of British Eventing to apply, police and enforce BEFAR;
- To provide all requested assistance to the BEF and British Eventing (as applicable) in the application, policing and enforcement of BEFAR, including (without limitation) cooperating fully with any testing, results management exercise, and/or proceedings being conducted pursuant to BEFAR in relation to any potential Anti-Doping or Controlled Medication Rule Violation(s);  
And except where the FEI has jurisdiction over the potential Doping or Controlled Medication Violation;
- To submit to the exclusive jurisdiction of any BEF first instance Hearing Body convened under BEFAR to hear and determine charges and related issues arising under BEFAR;
- To submit to the exclusive jurisdiction of any Sports Resolutions UK Panel convened under BEFAR to hear and determine appeals made pursuant to BEFAR; and
- Not to bring any proceedings in any court or other forum that are inconsistent with the foregoing submission to the jurisdiction of the BEF first instance tribunal, and Sports Resolutions UK;
- The Organiser, BE Officials and the Chief Executive have the right to ask that tests be carried out to ensure compliance with BEFAR either at the Event or at some other place and time.

## **10.5 Horses; Soundness; Infection; Tubing; De-Sensitising**

**10.5.1** All horses must be sound.

**10.5.2** All horses must be free from clinical signs of contagions or infectious disease. Where appropriate, in the case of Equine Influenza, strangles or neurological EHV-1 outbreaks, BE, acting throughout in reliance on veterinary advice, may prevent potentially exposed horses from competing at any BE Event. Members are strongly advised to follow the Horserace Levy Board (HBLB) Codes of Practice on Equine Diseases ([www.hblb.org.uk/codes.htm](http://www.hblb.org.uk/codes.htm)) with particular regard to controlling the spread of disease.

**10.5.3** A horse is not eligible to compete when:

- It has an open tracheotomy (tubed);
- A limb, or part of a limb, is hyposensitive or hypersensitive (both of which shall constitute “abnormal limb sensitivity”). Hypersensitive limbs have an excessive or abnormal reaction to palpation. Hyposensitive limbs include any alteration in sensitivity induced by a neurectomy or chemical desensitisation for as long as the alteration in sensitivity persists.
- Kinesio-taping or patches are used in any way.
- The horse’s sensory hairs have been clipped and/or shaven or in any other way removed unless sensory hairs have been removed by a Veterinary Surgeon to prevent pain or discomfort for the Horse. Areas of hair that must be clipped, shaven or removed to allow veterinary treatment are exempt from this rule.

## 10.6 Veterinary Team

### 10.6.1 The Veterinary Officer appointed by the Organiser must:

- Be a member of the Royal College of Veterinary Surgeons and must have current professional indemnity insurance.
- Have been qualified for at least two years with a broad experience of equine practice.
- Have had at least two years' full time clinical involvement which includes a significant amount of regular treatment of Horses.

### 10.6.2 If a second Veterinary Surgeon be in attendance he should:

- Have been qualified for at least one year with a broad experience of equine practice
- Have at least one year's clinical involvement which includes a significant amount of regular treatment of Horses.

### 10.6.3 The more senior Veterinary Surgeon must be in overall charge of veterinary treatment and ensure that he is there to give immediate back-up to the more junior colleague in difficult or challenging situations.

### 10.6.4 Destruction of Severely Injured Horses

If, in the opinion of the Veterinary Surgeon, a horse is so severely injured that on humane grounds it should be destroyed, the owner or his representative should be invited to give his consent to its destruction. If neither the Rider nor the Owner is available to give consent, the BE Steward, acting on the advice of the Veterinary Surgeon, may order its destruction. The Veterinary Surgeon has absolute discretion as to the method employed.

## 10.7 Veterinary Attendance.

- The Veterinary Officer must be present throughout an Event from no later than 30 minutes before the start of the first show jumping phase.
- The BE Steward may permit an Event to hold 'day before' dressage without veterinary attendance if he is satisfied that suitable veterinary support is immediately available on call.
- The senior Veterinary Officer must remain at the Event until 30 minutes after the last Horse has completed and must be stood down by the BE Steward.

## 10.8 Horse Ambulance and Equipment. The Organiser must provide a dedicated Horse Ambulance and equipment as follows:

- Low trailer with 4 preferably wide tyres to ensure ease of travel across soft ground conditions and roadworthy.
- Shallow ramps back and front to enable easy loading and ability to walk a casualty forward without having to back it out of a trailer. (Note: an oblique angled front ramp is perfectly acceptable.) Ramps and trailer floor surface should be non-slip and rubber surfaced to ensure a Horse with studs can be safely loaded and transported.
- Two easily moveable partitions.
- Slings and drag mat are optional due to the extreme rarity of their use in competition casualty management.
- Roof of min height of 2.2m (7ft) and preferably padded.
- Adequate interior light giving sufficient lighting to front and rear ramps. Adequate ventilation must be provided.

- 2 screens of sufficient length to screen casualty and preferably 2.4m (8ft) high and 7.5m (24ft) long. These can either be made of tarpaulin-like material or hessian material which is more manageable in windy conditions due to it being partially air permeable. They should be detachable from the ambulance to be sufficiently versatile to adapt to individual casualty condition and position.
- Screens must be deployed when dealing with any injured Horse at the discretion of the attending Vet.
- An electric winch is needed to be rated at 2,300kg or more.
- Should be adequately maintained and should be inspected by the BE Steward before start of competition.
- Towing vehicle should have 4-wheel drive and be capable of operating anywhere on the Event site as well as for road use to transport injured Horse to designated referral vet centre.
- The towing vehicle and ambulance should be attended by an experienced operator/driver who is familiar with the layout and access to the Event site, familiar with the operation of ambulance and towing vehicle, holds a current appropriate UK drivers licence, capable of manoeuvring the towing vehicle and ambulance, and is an experienced Horse handler capable of assisting the vet at the scene of an injured Horse.
- The Horse ambulance must not leave the Event site, without the permission of the BE Steward. It should be remembered by Event organisers that a suitable back-up means of transporting an injured Horse should be available. If this is not available, then the BE Steward may have to consider stopping the competition until the Horse ambulance is back on site.
- A Horse ambulance must remain at the Event until 30 minutes after the last Horse has completed and must be stood down by the BE Steward.

Note to members: Any horse that leaves the event site in a Horse Ambulance or similar vehicle may not be covered under any relevant insurance policy.

## CHAPTER 11 ORGANISATION AND ADMINISTRATION; RIGHTS AND POLICIES

**11.1 Programmes / Printed Material.** Organisers must provide all necessary Event Information as listed below. This must be included in either a Printed Programme, via an Information Noticeboard or an easily accessible Online Programme.

- BE Affiliated Event logo & BE Advertisement
- List of Officials & Volunteers
- Timetable of Classes
- List of entries – minimum horse & rider names plus the Horse's breeding & Owner's name(s) if possible.
- XC Map & List of fences
- Disability Access
- Health & Safety Statement
- Liability Statement

The Event Information Noticeboard must be situated by the Information Point and will also display: -

- Rider Rep contact details
- Times of Show Jump Course walks
- XC times and distances

**11.2 Health and Safety.**

**11.2.1** The following statement will be included in the Event Programme and displayed at the Secretary's Office at the Event:

**11.2.2** The Organiser of this Event has taken reasonable precautions to ensure the health and safety of everyone present. For these measures to be effective, everyone must themselves take all reasonable precautions to prevent accidents and must comply with any instructions given by **BE Staff**, the Organiser Officials and Stewards.

**11.3** BE is responsible for devising the Health and Safety strategy **and the management and conduct of competitions** for Eventing. The Event Organiser is responsible for health and safety **provisions, the management of the event site, and the services/infrastructure** at the Event. The Event Committee and the Health and Safety Officer **will ensure that the Event reflects this strategy;**

**11.4 Disability.** Riders with a disability that has been classified by the BEF (British Equestrian Federation) or the FEI may apply for dispensation for the use of compensating aids. The application will be considered by the BE Chief Medical Officer and the BE Safety Chair. Application forms are available from [medical@britisheventing.com](mailto:medical@britisheventing.com)

## 11.5 Data Protection.

**11.5.1** Any information provided in connection with membership applications will be used to process membership and will be disclosed to affiliated Event Organisers, their employees or contractors and employees or contractors of BE, in order to process competition records. This data will also be disclosed to a number of third party organisations in order to provide an online scoring system for use by affiliated Event Organisers as well as for data analysis. Competition records will be displayed on the BE website and may be displayed on the Event Organiser’s website, and any site owned by the provider of an online scoring system.

**11.5.2** Should a Member receive an injury as the direct result of an accident occurring whilst participating in any Event organised by an affiliated Event Organiser, any medical reports relating to the Member’s condition will be passed to BE. Any Medical Reports passed to BE will be held on Members’ records and passed in confidence to the UK Transport Research Laboratory (TRL) for the purposes of safety analysis.

## 11.6 Safeguarding Equestrian Sport

**11.6.1 Policy statement.** British Eventing fully accepts its legal (The Children’s Act 1989) and moral obligation to provide a duty of care, to protect all children (and vulnerable adults) and safeguard their welfare, irrespective of age, any disability they have, gender, racial origin, religious belief and sexual orientation. A child/young person is defined as a person under the age of 18 (The Children’s Act 1989).

British Eventing along with all other BEF member bodies, fully adopts the BEF Child Protection & Duty of Care Policy, the full policy can be downloaded from the BEF website [www.bef.co.uk](http://www.bef.co.uk) as well as the leaflet Information & Guidance for Children in Equestrianism.

**11.6.2 Policy Aims.** The aim of the British Eventing Safeguarding Policy is to promote good practice:

- Providing children and young people with appropriate safety and protection whilst at British Eventing affiliated Events;
- Allow all staff, officials, Competitors and volunteers to make informed and confident responses to specific child protection issues.

### 11.6.3 Safeguarding & Duty of Care

Safeguarding Is Everyone’s Responsibility -

Everyone who is involved in British Eventing play a part in providing a safe environment for children and adults at risk within British Eventing and we all share responsibility for safeguarding,

British Eventing place the highest priority on safeguarding in our sport and we work to ensure that all children, young people and adults at risk are safeguarded from abuse and have an enjoyable experience at all British Eventing activity.

British Eventing work with British Equestrian Federation and its other Member Bodies to ensure that the whole Federation adopts and operates within an accepted ethical framework to protect children, young people and adults at risk from harm, abuse and degrading treatment whilst participating in equestrian sports and activities. The full policy can be downloaded from the British Equestrian website.

<https://www.britisheventing.com/compete/safeguarding-and-duty-of-care>

<https://www.britishequestrian.org.uk/about-us/rulebook>

**11.6.4 Use of photographic/filming equipment at sporting Events.** There is evidence that some people have used sporting Events as an opportunity to take inappropriate photographs or film footage of young and disabled sportspeople in vulnerable positions. All Event officials and volunteers should be vigilant and any concerns should be reported to the Lead Welfare Officer at British Eventing.

There is no intention to prevent coaches and teachers using video equipment as a legitimate coaching aid. However, performers and their parents/carers should be made aware that this is part of the coaching programme and such films should be:

- Stored securely;
- Used only by the trainer/coach for training purposes;
- Destroyed when the film is of no more value for training purposed or when requested to do so by the parent or carer.

**Commercial photographers** will usually be present at Events and connections and spectators will be taking wide angle and general photos. If, however, anyone has concerns over inappropriate or intrusive photography by any photographer during an Event, they should contact the Organiser or the BE Steward or Technical Adviser as promptly as possible. These officials will take such action as they consider appropriate at the time. Anyone with concerns of this nature arising after an Event, or requiring further information should contact the Lead Welfare Officer at the British Eventing Office.

If you require further information or have any queries, please contact the Lead Welfare Officer at the BE Office on 0330 1748196.

**11.7 Equal Opportunities Statement.** British Eventing aims to ensure that all people, irrespective of race, colour, nationality, ethnic or national origin, disability, sex, sexual orientation or marital status, have an equal opportunity to take part in equestrianism at any level and in any role.

British Eventing will inform its members, employees and volunteers on the ownership adoption and implementation of equal opportunities within the sport of Eventing, and will monitor, review and evaluate progress in achieving these aims, feeding back to member bodies on progress made.

British Eventing’s employment policy is to ensure that individuals are treated solely on the basis of their relevant aptitudes, skills and abilities. Accordingly, the British Eventing management team ensures that recruitment, selection, training, development and promotion procedures result in no job applicant or employee receiving less favourable treatment on the grounds of race, colour, nationality, ethnic or national origin, disability, sex, sexual orientation, marital status, or being a part time worker.

British Eventing members, employees and volunteers have a responsibility to ensure they assist British Eventing in successfully achieving its equal opportunities objectives by:

- Not discriminating against fellow members, employees, volunteers, suppliers or members of the public with whom they come into contact during the course of their equestrian pursuits;
- Not inducing or attempting to induce others to practice unlawful discrimination;
- Reporting any discriminatory action to the Lead Welfare Officer at British Eventing.

If you require further information or have any queries, please contact the Lead Welfare Officer at the BE Office on 0330 1748196.



## 11.8 Social Media

**11.8.1** British Eventing (BE) recognises that the internet provides unique opportunities to participate in interactive discussions and share information on particular topics using a wide variety of social media. However, Members’ use of social media can pose risks to BE’s reputation, lead to a loss of confidential and/ or proprietary information, and can jeopardise its compliance with legal obligations. Posts can also constitute defamation, malicious falsehood or harassment against BE, its staff, officials, volunteers, or other Members.

### 11.8.2 In their use of social media, Members of BE must not:

- Post any threatening, derogatory, obscene, indecent, seditious, offensive, pornographic, abusive, disparaging, racist, discriminatory, menacing, inflammatory, blasphemous, or defamatory statements or material, including, but not limited to, statements or material concerning:
  - BE
  - Members or former members of BE
  - Sponsors of BE
  - Affiliated Events of BE, or organisers
  - Employees, Officials, Affiliates and any other stakeholders of BE
- Make any statements that could directly or indirectly damage the name or reputation of BE
- Use BE social media sites to propagate discord or disharmony by starting arguments or upsetting people, by posting inflammatory, extraneous comments with the intent of provoking
- Use BE logos, brand names, slogans or other trademarks, or post any of its confidential or proprietary information without BE’s prior written permission.

**11.8.3** BE will comply with any law, or request by any governmental or other regulatory authority, or order by a court or other authority of competent jurisdiction, requiring BE to disclose the identity or location of any Member posting any material in breach of this Rule. BE may share a Member’s personal information with the police or any other governmental authority if it is asked to do so in connection with the investigation of suspected illegal activities.

**11.8.4** Failure by a Member to comply with the provisions of this Rule may result in BE taking disciplinary action against a Member in accordance with these Rules. BE also reserve the right to pursue any legal action applicable.

**11.8.5** BE may, at its absolute discretion, remove any member’s postings/images and/or require Members to remove postings/images, comments or any other submissions made on BE’s own social media accounts. Failure to comply with such a request may in itself result in disciplinary action.

**11.8.6** BE reserves the right to monitor, intercept and review all BE social media accounts and services, to ensure that these Rules are being complied with, and for other legitimate business purposes. All Members consent to such monitoring by their agreeing to abide by these Rules. All Members agree to comply with the Acceptable Use Policy which is available on the website.

**11.8.7** Where a Member discloses in any way their BE membership when using social media, they must make it clear that they are speaking on their own behalf and that their views do not represent those of BE.

- 11.9 Media Rights.** The ownership of all data generated by an Event (which without limitation shall include all information contained in an Event’s programme and all of the scores and results arising from the competition) is expressly reserved by BE. No party including any Organiser, owner or Competitor may enter into any arrangement or agreement for the exploitation or use of any such data without the prior written consent of BE. The ownership of all media rights (including without limit broadcast rights for television, radio, film, video, digital and broadcast via mobile communication devices and the internet) (“media rights”) which are connected to any BE Affiliated One-Day Event, Two-Day Event or Three Day-Event, or media rights is expressly reserved by the Organiser.
- 11.10 Trademarks.** The name British Eventing and its associated logos are registered trademarks. These trademarks together with series and programme names are a valuable part of BE’s intellectual property. Any use of the name, the logos or the series/ programme names without British Eventing’s written consent is an infringement of BE’s intellectual property rights. BE monitors the use of its trademarks and will take prompt action to enforce its rights, if as it considers necessary in order to maintain the value and distinctiveness of the trademarks. If a member wishes to use BE’s trademarks they will need the written consent of BE in advance.

# THE ORGANISATION — OF HORSEBOX — & TRAILER OWNERS

SPECIALIST HORSEBOX AND TRAILER BREAKDOWN COVER



- Roadside Assistance / Repair
- Professional Horse Transport
- Vehicle Recovery
- Full UK Cover
- Optional European Assistance



Proprietors

[www.horsebox-rescue.co.uk](http://www.horsebox-rescue.co.uk)

01488 657651

[info@prprescue.com](mailto:info@prprescue.com)

## ANNEX 1 ENTRY FEES; START FEES

1.1 Entry Fees are payable as follows:

	2024 Entry Fee Window (ex. VAT)	2024 Entry Fee Window (inc. VAT)
BE80/BE90	£56.16 - £80.15	£67.39 - £96.18
BE100/BE105	£65.57 - £80.15	£78.65 - £96.18
Novice / Regional Championships	£75.59 - £92.39	£90.71 - £110.87
Intermediate	£103.50 - £126.50	£124.20 - £151.80
Advanced	£140.61 - £171.85	£168.73 - £206.22
BE90 3DE / BE100 3DE	£201.44 - £246.20	£241.73 - £295.44
GOBE 70/80/90/100	£62.00 - £68.89	£74.40 - £82.67
CCI1*	£104.71 - £127.98	£125.65 - £153.58
CCI2*-S	£120.95 - £147.83	£145.14 - £177.40
CCI3*-S	£159.32 - £194.73	£191.18 - £233.68
CCI4*-S	£257.44 - £328.96	£308.93 - £394.75
CCI-L		
CCI2*-L	£344.92 - £421.51	£413.90 - £505.81
CCI3*-L	£344.92 - £421.51	£413.90 - £505.81
CCI4*-L	£344.92 - £440.73	£413.90 - £528.88
CCI5*-L	£344.92 - £440.73	£413.90 - £528.88

If VAT is applicable, an appropriate invoice may be requested which will be issued at the conclusion of the Event when the final fee for the entry has been finalised. Reference should be made to the Terms and Conditions as set out in the individual Event Schedule.

**1.2 Start Fees** (which will be published in the BE or FEI Schedules) are payable in accordance with the following scale:

	2024 Start Fee Window (ex. VAT)	2024 Start Fee Window (inc. VAT)
BE80/BE90	£0.00 - £15.99	£0.00 - £19.19
BE100/BE105	£0.00 - £15.99	£0.00 - £19.19
Novice / Regional Championships	£0.00 - £20.70	£0.00 - £24.84
Intermediate	£0.00 - £25.23	£0.00 - £30.28
Advanced	£0.00 - £28.23	£0.00 - £33.88
BE90 3DE / BE100 3DE	n/a	n/a
GBE 70/80/90/100	£0.00 - £14.54	£0.00 - £17.45
CCI1*	£20.65 - £25.23	£24.78 - £30.28
CCI2*-S	£23.09 - £28.23	£27.71 - £33.88
CCI3*-S	£23.09 - £28.23	£27.71 - £33.88
CCI4*-S	£23.09 - £29.51	£27.71 - £35.41
CCI-L		
CCI2*-L	£0.00	£0.00
CCI3*-L	£0.00	£0.00
CCI4*-L	£0.00	£0.00
CCI5*-L	£0.00	£0.00

# Innovation in Sport Horse Treatment and Therapy

Our highly experienced team of sport horse clinicians, a number of whom are specialists, offer a comprehensive range of diagnostic services, treatments and therapies for horses competing in all equestrian disciplines.

Rossdales has for many years been a leader in the provision of cutting edge treatments for musculoskeletal disease and injuries, including biologic therapies and multifrequency laser therapy. Using a range of imaging techniques, including MRI, Scintigraphy, standing CT and GA CT, our clinicians can monitor healing and formulate tailored rehabilitation programmes to help return your horse to competition.



**ROSSDALES EQUINE HOSPITAL  
& DIAGNOSTIC CENTRE**  
Exning, Newmarket, CB8 7NN

01638 577754  
[hospital@rossdales.com](mailto:hospital@rossdales.com)



[www.rossdales.com](http://www.rossdales.com)



## ANNEX 2 INTERNATIONAL (FEI) COMPETITION

### 2.1 General

**2.1.1** All international horse sports are governed by the rules of the Federation Equestre International (FEI). The FEI deals with National Federations (NFs). Our NF is the British Equestrian Federation (BEF).

**2.1.2** This annex contains references and extracts from the FEI General Regulations, Eventing Rules and Veterinary Regulations; these rule articles are set out in full at [www.fei.org](http://www.fei.org)

### 2.2 Registrations (Article 500.2.4 FEI Rules)

All Horses and Competitors competing in International Events must be registered annually with the FEI by way of the National Federation (BEF); details are obtainable from the BE International Department or from the downloads area of the BE website [www.britisheventing.com](http://www.britisheventing.com). **Competitors must ensure that they have the correct FEI Registration if competing overseas.**

**FEI Registrations for u18 Riders are free of charge but the rider must still complete their annual registration.**

The time needed to process applications to the BE Office for FEI Registrations is 14 days. This time must be allowed for when submitting applications to the office. Applications will be dealt with in order of receipt. The normal charge for production of the Passport/Registration documentation is available on the BE website. BE cannot guarantee to process applications in a shorter time, but if it is possible, there may be an additional charge.

### 2.3 Horse Passports and Microchips (Article 137 FEI General Regulations)

**2.3.1** Every Horse entered for any Competition at CIMs (see Appendix E) in a country other than the country of the Horse's residency, and all Horses entered for other CIs, FEI Championships, Regional, Olympic Games and Paralympic Games, at all times, must have an official, valid FEI passport, or a national passport approved by the FEI and inserted inside an FEI Recognition Card. In the case of Horses permanently resident in a Member State of the European Union, all Horses must have an acceptable national EU approved passport in compliance with Commission Regulations, to which an FEI recognition card is applied. The exception to the latter being the possession of an FEI passport which has been continually revalidated without any interruption.

**2.3.2** Notwithstanding the paragraph above, Horses taking part in CIMs (see Appendix E) in their country of residence are not required to have a FEI Passport or FEI Recognition Card as mentioned in paragraph 1. All such Horses must be properly registered with the FEI and identifiable. All Horses permanently resident within a Member State of the European Union must have as a minimum a suitable national EU approved passport in compliance with Commission Regulation.

As of 1 January 2017 the following requirements apply to Horses that are registered with the FEI for the first time: (i) to be identifiable at least by a National Passport approved by the FEI or a FEI Passport; and (ii) scans of the required pages of the National Passports approved by the FEI and/or FEI Documents must be uploaded by the NFs to the FEI Database prior to the Horse being definitely entered in the Event.

- 2.3.3** All FEI and/or national passports must include the full name, address and signature of the Owner as registered by the NF. The description of the Horse and the diagram must be accurately completed in order to be acceptable, and the FEI and/or national passport must include a record of all vaccinations and medication control tests. Whenever the name of a Horse with an FEI and/or national passport is changed, or any pertinent changes are made to an FEI and/or National Passport, the NF must notify the FEI.
- 2.3.4** NFs are responsible for issuing FEI passports and FEI Recognition Cards for all Horses required to have them and for ensuring that the FEI and/or national passports are correctly completed, as specified in the VRs, prior to being authenticated by the stamp of the NF and the signature of an Official of the NF. In all cases NFs must be content that the description of the Horse must be accurately completed to a suitable standard. NFs must provide the identification page to the FEI for registration. The Person Responsible for a Horse at an Event is responsible for the accuracy of the FEI and/or national passport and for presenting it at the passport control, except for Events with borrowed Horses (Article 111) where it is the responsibility of the host NF.
- 2.3.4.1** As of 1 January 2010 the FEI does not issue passports for horses which are statutory subject to the European Union identification requirements laid down in Commission Regulation. Art. 1010 and Annex XVII, VRs apply to EU Horses documentation procedures. The exception being the revalidation of an FEI passport that has been continuously revalidated without interruption.
- 2.3.5** A Horse may only have one FEI passport or one national passport with an FEI Recognition Card as per paragraph 1 of this Article and one permanent FEI number. If an NF is satisfied that an FEI and/or national passport has been lost or if any section of the FEI and/or national passport is full, it must issue an FEI and/or national passport clearly marked “duplicate” and bearing the same number as the original FEI passport. The issue of a duplicate FEI and/or national passport must be reported to the FEI (see VRs).
- 2.3.6** OCs must arrange for each Horse to be positively identified at the passport control during the examination on arrival, in accordance with the VRs. Any case of misleading or inaccurate information in an FEI and/or national passport, or if the Horse cannot be positively identified, must be reported to the President of the Appeal Committee, who must report the case to the FEI, giving the number of the FEI and/or national passport with the FEI Recognition Card and the name of the Horse.
- 2.3.7** If any Horse arrives at a CCI, FEI Championship, Regional Games or Olympic Games without an FEI and/or national passport with an FEI Recognition Card, or if its FEI or national passport is inaccurate, it must not be allowed to compete unless the Appeal Committee (or the Ground Jury if there is no Appeal Committee) gives its approval. Only in exceptional circumstances may a Horse without an FEI or national passport or without an FEI Recognition Card be allowed to compete.
- 2.3.8** All Horses registered for the first time with the FEI must be identifiable with a microchip, compatible with ISO 11784 and ISO 11785.
- 2.4 Vaccinations**  
All horses competing under FEI Rules are required to be vaccinated in accordance with FEI Veterinary Regulations and Eventing Rules.



## 2.5 International MERs For Participation

The MERs for all International Competitions comprise requirements imposed separately by the FEI and by the National Federations and thus the National element varies according to the nationality of the Competitor.

The MERs which apply to GBR Horses and Competitors for entry in CI's and CIO's are set out in the table under 520. There are also some additional requirements for GBR Youth Competitors.

**2.5.1** Both horses and Competitors must satisfy the rules for qualification at CCI-L&S 1\*, 2\*, 3\*, 4\* or 5\* levels as detailed in the FEI Rules of Eventing. However, in addition to this the following BE Rules apply:

- Horses and Competitors may only be exempted from the qualifying standards at CCI-L&S 1\* and CCI-L&S 2\* level with the permission of the Chief Executive or Performance Manager. Applications must be made via the International Department at BE setting out the reasons why it has not been possible to achieve the full qualification and a brief outline of the horse's performance. Exemptions will only be granted in exceptional circumstances.
- The minimum parameter to be achieved if using national qualifications for Intermediate (CNC3\*) & Advanced (CNC4\*) level competitions is as follows:-
  - ▲ 45 or less in the dressage
  - ▲ Clear XC Jumping
  - ▲ 30 or less XC time penalties
  - ▲ 16 or less SJ Jumping Penalties

**2.5.2** In the table on page 100 the FEI MERs are shown in green and the NF MERs for GBR Competitors are in pink. In some cases, the FEI and the GBR requirements separately involve 'multiple' qualifying rounds (e.g. 2xMER or 1MER + 1MER) and some involve only 'single requirements'.

Both FEI and GBR NF Rules provide that where 'multiple' MERs are required, one cross country round, but no more than one overall, can be achieved incurring 20 penalties at the obstacles on the cross country, ('a 20 penalty round')

Thus,

- Where 'multiple' MERs are required by the FEI, a Competitor may satisfy one of these 'multiple' requirements by relying on 'a 20 penalty round' as a qualifying round. Alternatively, i.e. not additionally,
- Where 'multiple' MERs are required by the GBR NF, a Competitor may satisfy one of these 'multiple' requirements by relying on 'a 20 penalty round' as a qualifying round. For the avoidance of doubt, a Competitor may not rely on more than one '20 penalty round' to fulfil 'multiple' MER requirements at any given level. All 'single' requirements can only be fulfilled by clear rounds at the obstacles on the cross country.

By way of examples:

- If both the FEI (green) and the NF (pink) require 'multiple' MERs, only one of these, either FEI or GBR NF, may be achieved incurring 20 jumping penalties on the cross country; all remaining requirements, whether 'multiple' or 'single', must be clear jumping cross country
- If either the FEI (green) or the GBR NF (pink) require 'multiple' MERs, and the other has only a 'single' requirement, it is only one of the 'multiple' requirements which may be achieved incurring 20 jumping penalties on the cross country; all remaining requirements must be clear jumping cross country.

### 2.5.3 GBR Youth Requirements for International Classes

- All competitors in the year of their 16th birthday, or younger, who wish to enter CCI classes must achieve the relevant MERs as a combination.
- CCI3\* If in the year of their 16th birthday or younger an age exemption is required
- CCI2\* If in the year of their 14th birthday or younger an age exemption is required
- CCI1\* Must be in the year of their 12th birthday or older.

#### Article 517 Minimum Eligibility Requirement (MER)

A Minimum Eligibility Requirement is achieved by completing a Competition within minimum parameters of all round performance as follows:

- Dressage Test: not more than 45 penalty points (or 55%).
- Cross Country Test:
  - ▲ A clear round at obstacles (activating a maximum of one frangible device or having a maximum of one missed flag will maintain the MER result on Cross Country).
  - ▲ Not more than 75 seconds (*30 penalties*) exceeding the optimum time in the Cross Country Test for two, three and four star level Competitions and 100 seconds (*40 penalties*) in the case of five star level Competitions.
- Jumping Test: not more than 16 penalties at obstacles.

NOTE: All MERs obtained in previous years will be counted according to the rules in place at that time.

#### Article 518 Minimum Eligibility Requirement Validity Period

##### 518.1 Championships

The valid period for obtaining a Minimum Eligibility Requirement is from the preceding calendar year to the closing date of the nominated entries.

##### 518.2 CIs & CIOs

- At least 24 days before the Cross Country Test of the Competition for which is needed if the MER has been achieved at a Long Format Competition (CCIs-L).
- At least 10 days before the Cross Country Test of the Competition for which is needed if it has been achieved at a Short Format Competition (CCIs-S).

##### 518.3 CCI4\* & CCI5\* additional requirements

Horses having not **completed the cross country test of an FEI competition** for a period\* of 13 consecutive months or more will have to complete an Event at a lower level before entering a CCI4\*-S/L or CCI5\*-L Event as follows:

##### Horses having obtained a MER at CCI4\*-S or CCI3\*-S/L:

- to enter a CCI4\*-S: must complete the Cross Country test of a CCI3\*-S/L

##### Horses having obtained a MER at CCI4\*-L:

- to enter a CCI4\*-L or CCI5\*-L: must complete the Cross Country test of a CCI4\*-S

##### Horses having obtained a MER at CCI5\*-L:

- to enter a CCI5\*-L: must complete the Cross Country test of a CCI4\*-S/L

\* Period calculated from the date of the cross-country test of the first event to the date of the cross-country test of the following event.

LEVEL	RIDER TYPE	FEI REQUIREMENTS (to be achieved by horse & rider combination)	GBR HORSE & RIDER REQUIREMENT (to be achieved as a combination or separately)	
CCI1*-Intro	All Athletes		3 x BE100 / BE100 PLUS / BE105	
CCIP2*	All Athletes		3 x BE100 / BE100 PLUS / BE105 1 x Novice	
CCI2*-Short	All Athletes		2 x Novice	
CCI3* - Short	A, B, C & D Athletes		1 x CCI2*-L/S OR 1 x Intermediate	
	Uncategorised Athletes	1 x CCI2*-S	PLUS	1 x Intermediate
CCI4* - Short	A & B Athletes	1 x CCI3*-S (Horse only)	PLUS	(2 x CCI3*-L/S OR 1 x Advanced)
	Uncategorised and C & D Athletes	3 x CCI3*-S	PLUS	(1 x CCI3*-L/S OR 1 Advanced)
CCI2* - Long	All Athletes		(4 x Novice PLUS 1 Intermediate) OR (4 x Novice PLUS 1 x CCI2*-S) OR (6 x Novice)	
CCI3* - Long	A, B & C Athletes	1 x CCI2*-L OR 1 x CCI3*-S (Horse only)	PLUS	(1 x CCI3*-S OR 2 x Intermediate)
	D Athletes	1 x CCI3*-S OR 1 x CCI2*-L	PLUS	(1 x CCI3*-S OR 2 x Intermediate)
	Uncategorised Athletes	2 x CCI3*-S AND (1 x CCI2*-L OR 1 x CCI3*-S)	PLUS	(1 x Advanced OR 2 x Intermediate)
CCI4* - Long	A & B Athletes	1 x CCI3*-L (Horse only)	PLUS	1 x CCI4*-S PLUS (1 x CCI4*-S OR 1 x Advanced)
	Uncategorised, C & D Athletes	2 x CCI3*-L AND 1 x CCI4*-S OR 1 x CCI3*-L and 2 x CCI4*-S	PLUS	1 x CCI4*-S PLUS (1 x CCI4*-S OR 1 x Advanced)
CCI5* - Long	A FEI Athletes with Horses having not obtained yet a MER at a CCI5*-L competition	1 x CCI4*-L (as a combination)	PLUS	1 x CCI4*-L/S PLUS (1 x CCI4*-L/S OR 1 x Advanced)
	A FEI Athletes with Horses having already obtained a MER at a CCI5*-L competition	2 x CCI4*-S (as a combination) OR 1 CCI4*-L (as a combination)	PLUS	1 x CCI4*-L/S PLUS (1 x CCI4*-L/S OR 1 x Advanced)
	B Athletes	1 x CCI4*-L AND 3 x CCI4*-S		
	Uncategorised and C & D Athletes	2 x CCI4*-L AND 3 x CCI4*-S	PLUS	1 x CCI4*-L/S OR 1 x Advanced

For further information on MERs please see 2.6.3 of this annex. Specific requirements for Competitors in the year of their 16<sup>th</sup> birthday and younger can be found in 2.5.3 of this annex.

**Article 519 Athletes Categories**

FEI Athlete categories for Eventing define a recognition of proven competence of the Athlete at a certain level.

Athletes will be categorised (Uncategorised International D, C, B, A) according to their performance in a rolling four years period as defined in the following table.

W-CH and OG to count as 5 star level MER towards Athlete categorisation.

D	Ten (10) MER at FEI CCI short (CCIs-S) or long (CCIs-L) format Competitions of two star level or above; or three (3) MERs at FEI CCI short (CCIs-L) or long format (CCIs-L) competitions at higher level.
C	Ten (10) MER at FEI CCI short (CCIs-S) or long (CCIs-L) format competitions of three star level or above; or three (3) MERs at FEI CCI short (CCIs-S) or long format (CCIs-L) competitions at higher level.
B	Ten (10) MER at FEI CCI short (CCIs-S) or long (CCIs-L) format Competitions of four star level or above; or three (3) MERs at FEI long format (CCIs-L) competitions at five star level.
A	Ten (10) MER at FEI CCI short (CCIs-S) or long (CCIs-L) format Competitions of four star level or above of which three (3) were at five star level.

The Athlete category will be updated according to the performances at the end of each month taking into account the relevant rolling four and a half years (4.5) in order to take into consideration the cancellation of events due to the 2020 Covid pandemic.

The Athlete category at the closing date of define entries prevails.

**Article 520 Minimum Eligibility Requirements for CIs and CIOs**

The following table details the requirements needed to be entered in the different formats, categories and levels of international Competitions. NFs are required to set national participation requirements as per Art 516 to apply for all categorisations. Exceptions for MERs:

- The 1st activation of a frangible/deformable device (11 penalties) or having 1 Missed flag (15 penalties) will allow a MER.
- When multiple Minimum Eligibility Requirements are required (for CIs and CIOs), one of the Minimum Eligibility Requirements can be achieved incurring 20 penalties at the obstacles of the Cross Country Test. (See below for Minimum Eligibility Requirements for Championships & Games).

Athletes already categorised at the corresponding level or above, can either use the full requirements for uncategorised Athletes as a combination or the Minimum Eligibility Requirements according to their athlete's categorisation.

CCI1* - Intro	All Athletes	NF Requirements only
---------------	--------------	----------------------

**Short Format: incl. MER obtained as per NF Requirements**

CCI2*-S	All Athletes	NF Requirements only
CCI3*-S	Uncategorised Athletes	1 x CCI2*-S
	D Athletes	NF Requirements only
	C or B or A Athletes	NF Requirements only
CCI4*-S	Uncategorised or D or C Athletes	3 x CCI3*
	B or A Athletes	1 x CCI3*-S (Horse only)

**Long Format: incl. MER obtained as per NF Requirements**

CCI2*-L	All Athletes	NF Requirements only 1 MER at CCI1* for NFs without a national Eventing MER system
CCI3*-L	Uncategorised Athletes	2 x CCI3*-S and (1 x CCI2*-L or CCI3*-S)
	D Athletes	1 x CCI3*-S or 1 x CCI2*-L
	C or B or A FEI Athletes	1 x CCI2*-L or 1 x xCCI3*-S (Horse only)
CCI4*-L	Uncategorised or D or C Athletes	2 x CCI3*-L and 1 x CCI4*-S or 1 x CCI3*-L and 2 x CCI4*-S
	B or A Athletes	1 x CCI3*-L (Horse only)
CCI5*-L	Uncategorised or D or C Athletes	2 x CCI4*-L and 3 x CCI4*-S
	B Athletes	1 x CCI4*-L and 3 x CCI4*-S
	A FEI Athletes with Horses having not obtained yet a MER at a CCI5*-L competition	1 x CCI4*-L (as a combination)
	A FEI Athletes with Horses having already obtained yet a MER at a CCI5*-L competition	2 x CCI4*-S (as a combination) or 1 CCI4*-L (as a combination)

NOTE: NFs have the option to apply to use CNs (National Competitions) for qualification purposes only to replace events cancelled due weather conditions and/or exceptional circumstances. Targeted CNs are those for which the FEI has received and approved a request from the relevant NF for this specific purpose. MERs obtained at the specific targeted national Events will only count for upgrade in the same year and not for Athletes categorisation.

The application must be sent a minimum of **10 days** before the Event. An FEI Level 3 Technical Delegate must function at the Event taking responsibility for the technical standards/level of the Competition and must report to the FEI (TD report) including full results.

**Article 522 Reverse Qualification****522.1 Reverse Qualification - Horse**

A reverse qualification is the obligation for a Horse to show restored competence at a lower level (MER) after a number of unsuccessful attempts at a certain level. Reverse qualification only applies to the Horse.

A reverse qualification is triggered

- by two (2) consecutive Cross Country eliminations or
- a total of three (3) Cross Country eliminations within a twelve (12) months rolling period of time in international Competitions.

For this purpose the relevant reasons of elimination on Cross Country would be:

- a. Three (3) refusals
- b. Fall of Horse or Athlete
- c. Dangerous riding

Reverse qualifications remain unless cleared by a MER.

In the case of a reverse qualification at certain level the Horse must obtain a Minimum Eligibility Requirement in an international Competition at the level below before being allowed to compete again at the original level (e.g. Horse with 2 eliminations at 3 star level (any format) must obtain MER at 2 star level (any format) before going back to 3 star level (any format)).

If a reverse qualification is triggered by eliminations that occur at different levels (any format), then the Horse must obtain a MER at the level below (any format) the highest level of Competition at which an elimination occurred.

If a reverse qualification is triggered following eliminations at 1 star level or 2 star level (any format) then the NF must assess the Horse and provide a written report to the FEI Eventing Department before the Horse may again take part in any international Eventing Competition.

## 522.2 Reverse Qualification - Athlete

In addition to the above, should an Athlete be fully involved with two (2) reverse qualifications within a twelve (12) months rolling period of time his category (Art 519) will drop down one (1) level for one (1) year, as of the date of the second reverse qualification.

### 2.6 FEI DRESSAGE TESTS

2.6.1 Copies of the **FEI Eventing Dressage Tests** can be found online - <https://inside.fei.org/fei/your-role/organisers/eventing/dressage-tests>

### 2.7 International Events Overseas

2.7.1 **To compete overseas as a British rider, a combination must be verified by BE and/or the selectors.** As far as possible, the Selectors will allow British Competitors to compete overseas at any Event. Selection will only take place if there are more British applications than the number of places which have been allotted. Selectors will encourage Competitors to support British Events. Youth (u21) combinations aiming to compete overseas must gain permission from the Youth Performance Manager before applying. Selection Committees will be consulted as appropriate and may invite Competitors of their choice to compete abroad. BE and the Selection Committee have the right to refuse to allow any Competitor to compete overseas.

#### 2.7.2 The procedure for making an overseas entry:

A rider/entries delegate must complete the 'Application for overseas event' form, located on the BE website, 7 days prior to the date of definite entries closing. However, if the competition requires a selection process, please look to the BE website for the close of applications. Applications which are either late, or incorrectly completed, will not be accepted. Applications must be sent to: [international@britisheventing.com](mailto:international@britisheventing.com) Once the application has been received, eligibility will be checked. **Riders must ensure that they have the correct FEI Registration & Passport to compete overseas.**

If the rider's application is accepted by the appropriate Performance Manager and/or selectors, information will be given to the rider/entries delegate regarding the event, including the event schedule.

It is the rider's responsibility to acknowledge and understand the requirements of the event they have entered.

Once the application is accepted the combination will be deemed as attending the event and will be entered into the FEI Entry System. If a competitor has to withdraw their horse or their application, they must do so prior to the close of definite entries by contacting BE International Department. Failure to do so is likely to lead to charges or disciplinary action.

## 2.7.3 Competing in Foreign National Competitions

### 2.7.3.1 Guest Licence

If a British Competitor wishes to compete in or is invited to compete in a foreign national competition he is, unless he qualifies as a Competitor Living Abroad (CLA) (see 2.11.3.2 below), required under FEI regulations to obtain either written permission from the BEF or if he is a CLA he must obtain written permission from the relevant foreign National Federation.

The procedure is as follows:

- An Application for written permission must be made via BE to the BEF in a timely manner.
- BE will supply the BEF with details of the Competitor's level which must be included in any permission given so that the host NF can confirm that the Competitor is only entered into events of an appropriate level;
- The BEF will consider the application and subject to confirmation that the Competitor holds a current FEI licence and is not banned/suspended from competition for any reason will grant written permission;
- The BEF will send the written permission direct to the host National Federation copied to the Competitor and BE.

An Application for a Guest Licence from the relevant National Federation must be made by the Competitor directly to the host National Federation unless the relevant event Organising Committee requires that all applications are made through it. The BEF will provide a letter of agreement in support of this application.

- The Competitor is responsible for the costs of the Guest Licence and any entry fees;
- The Competitor is responsible for ensuring he has necessary insurance (accident and liability);
- The Competitor must provide BE with contact details whilst he is at the event;
- The Competitor must provide a copy of his results to BE;
- The Competitor must advise BE of any accidents/falls.

**2.7.3.2** A “**Competitor Living Abroad**” is a Competitor who spends more than six months a year outside the UK but in the relevant country. In the event that such a Competitor wishes to compete in a national competition in that country the Competitor should apply for a Guest Licence from the National Federation of that country or in very exceptional circumstances to the FEI for permission to compete in that country.

## 2.8 FEI and Overseas Events:

British Competitors may only be entered by the BE International Department. They must comply with the Rules of the British Eventing and FEI; see websites [www.britisheventing.com](http://www.britisheventing.com) and [www.fei.org](http://www.fei.org);

- All entries require the approval of BE through its International Department. Approval may be withdrawn if the Selectors decide the entry to be inappropriate;
- Any officials participating in FEI Events must comply with both these Rules and those of BEF.

## 2.9 FEI Sponsorship

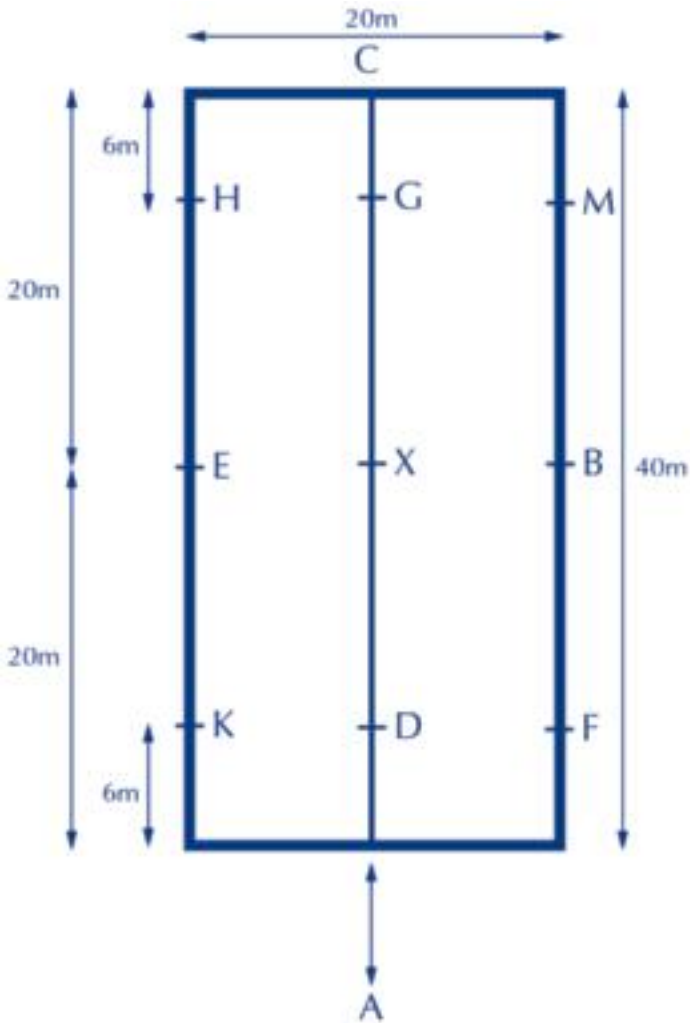
Any Member who competes in an FEI Event and enjoys the benefit of any form of commercial sponsorship must comply with the British Equestrian Rules on Sponsorship. Detail can be found on their website <https://www.britishequestrian.org.uk/about-us/rulebook>

**FEI Eventing Rules 2023 can be found at -** <https://inside.fei.org/fei/disc/eventing/rules>

ANNEX 3

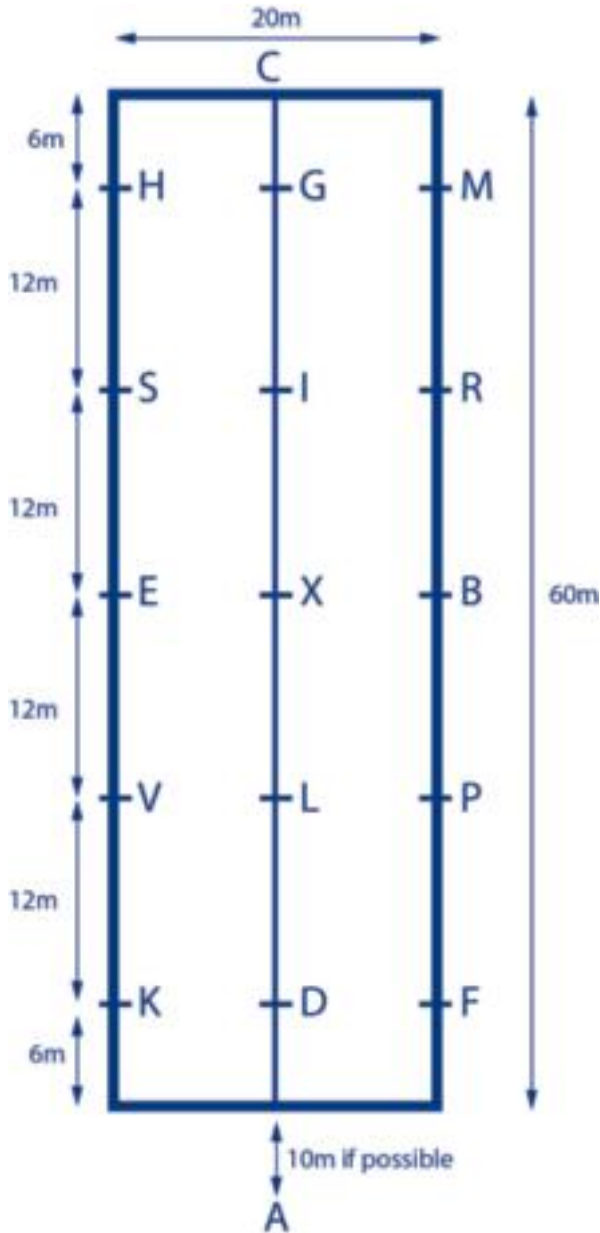
BRITISH EVENTING DRESSAGE TESTS

Plan of 20m x 40m arena





Plan of 20m x 60m arena



**BE90 DRESSAGE TEST 91 (2009)**

Interval between horses - 6 mins Arena 20m x 40m

To be ridden in a snaffle bridle		Max. Marks
1.	A	Enter at working trot Proceed down centre line without halting ..... 10
2.	C	Track right
	B	Circle right 20m diameter ..... 10
3.	BFAK	Working trot ..... 10
4.	KXM	Change the rein
	MC	Working trot ..... 10
	Between	
5.	C&H	Working canter left ..... 10
6.	E	Circle left 20m diameter
	EA	Working canter ..... 10
7.	A	Working trot
	AFB	Working trot ..... 10
8.	B	Circle left 20m diameter ..... 10
9.	HXF	Change the rein
	FA	Working trot ..... 10
10.	Between	
	A&K	Working canter right ..... 10
11.	E	Circle right 20m diameter
	EC	Working canter ..... 10
12.	C	Working trot
	M	Medium walk ..... 10
13.	MBXEK	Medium walk ..... 10x2
14.	K	Working trot
	A	Down centre line
	AG	Working trot ..... 10
15.	G	Halt, salute ..... 10
		Leave arena at walk on a long rein at an appropriate place

**Collective Marks**

16.	Paces (freedom and regularity) ..... 10
17.	Impulsion (desire to move forward, elasticity of the steps, suppleness of the back) ..... 10
18.	Submission (attention and confidence; harmony, lightness and ease of the movements; acceptance of the bridle and lightness of the forehand) ..... 10
19.	Position and seat of the rider, correct use of the aids and effectiveness of the aids ..... 10

**TOTAL 200**

N.B. In BE90 TESTS, trot work may be executed either “sitting” or “rising” at the discretion of the rider.

**BE90 DRESSAGE TEST 92 (2009)**

Interval between horses - 6 mins Arena 20m x 40m

To be ridden in a snaffle bridle		Max. Marks
1.	A	Enter at Working Trot. Proceed down centre line without halting.
	C	Track Right ..... 10
2.	B	Circle Right 20 Metres Diameter ..... 10
3.	Between	
	F & A	Transition to Walk 3-7 Steps. Then proceed Working Trot ..... 10
4.	KXM	Change the rein in Working Trot ..... 10
5.	Between	
	M & C	Working Canter Left ..... 10
6.	C	Circle Left 20 Metres Diameter ..... 10
7.	CHEK	Working Canter Left
	K	Working Trot ..... 10
8.	B	Circle Left 20 Metres Diameter ..... 10
9.	Between	
	M & C	Transition to Walk 3-7 Steps. Then proceed Working Trot ..... 10
10.	HXF	Change the rein in Working Trot ..... 10
11.	Between	
	F & A	Working Canter Right ..... 10
12.	A	Circle Right 20 Metres Diameter ..... 10
13.	AKEH	Working Canter Right
	H	Working Trot
	C	Medium Walk ..... 10
14.	MXK	Free Walk on a Long Rein ..... 10
15.	K	Medium Walk
	A	Down Centre Line (Mark For Med Walk C - M & K - X) ..... 10
16.	X	Halt. Immobility. Salute ..... 10
		Leave arena at walk on a long rein at an appropriate place

**Collective Marks**

17.	Paces (freedom and regularity) ..... 10
18.	Impulsion (desire to move forward, elasticity of the steps, suppleness of the back) ..... 10
19.	Submission (attention and confidence; harmony, lightness and ease of the movements; acceptance of the bridle and lightness of the forehand) ..... 10
20.	Position and seat of the rider, correct use of the aids and effectiveness of the aids .... 10

**TOTAL 200**

N.B. In BE90 TESTS, trot work may be executed either “sitting” or “rising” at the discretion of the rider.

## BE90 DRESSAGE TEST 93 (2009)

Interval between horses - 6 mins Arena 20m x 60m

To be ridden in a snaffle bridle

Max. Marks

1.	A	Enter at Working Trot Proceed down Centre Line without halting	
	C	Track Right .....	10
2.	R	Circle Right 20 Metres Diameter .....	10
3.	RXV	Change the Rein with a Transition to Walk 3 - 7 Steps over X Then Proceed Working Trot .....	10
4.	VKAFP	Working Trot	
	P	Circle Left 20 Metres Diameter .....	10
5.	PXS	Change the Rein with a Transition to Walk 3 - 7 Steps over X Then Proceed Working Trot .....	10
6.	SH	Working Trot	
	Between		
	H & C	Working Canter Right .....	10
7.	C	Circle Right 20 Metres Diameter .....	10
8.	CMRB	Working Canter Right .....	10
9.	BLK	Change the Rein with a transition to Working Trot over L .....	10
10.	Between		
	K & A	Working Canter Left .....	10
11.	A	Circle Left 20 Metres Diameter .....	10
12.	AFPB	Working Canter Left .....	10
13.	BIH	Change the Rein with a Transition to Working Trot over I .....	10
	HC	Working Trot	
	C	Medium Walk	
14.	MV	Free Walk on a Long Rein .....	10
15.	V	Medium Walk	
	A	Down Centre Line (Mark for Medium Walk C-M & V-L) .....	10
16.	L	Working Trot	
	G	Halt. Immobility. Salute .....	10

Leave arena at walk on a long rein at an appropriate place

### Collective Marks

17.	Paces (freedom and regularity) .....	10
18.	Impulsion (desire to move forward, elasticity of the steps, suppleness of the back) .....	10
19.	Submission (attention and confidence; harmony, lightness and ease of the movements; acceptance of the bridle and lightness of the forehand) .....	10
20.	Position and seat of the rider, correct use of the aids and effectiveness of the aids .....	10

**TOTAL 200**

N.B. In BE90 TESTS, trot work may be executed either "sitting" or "rising" at the discretion of the rider.

**BE90 DRESSAGE TEST 94 (2023)**

Interval between horses - 6 mins Arena 20m x 40m

To be ridden in a snaffle bridle		Max. Marks
1.	A Enter at working trot, proceed down the centre line without halting CH Working trot .....	10
2.	HEKA Working trot .....	10
3.	A Circle left 20m diameter and on the second half of the circle transition to working canter left .....	10
4.	AFBMC Working canter left .....	10
5.	C Circle left 20m diameter and on the second half of the circle transition to working trot left CH working trot .....	10
6.	HXF Change the rein in working trot .....	
	FA Working trot .....	10
7.	A Circle right 20m diameter and on the second half of the circle transition to working canter right .....	10
8.	AKEHC Working canter right .....	10
9.	C Circle right 20m diameter and on the second half of the circle transition to working trot right .....	
	CM Working trot .....	10
10.	MXK Change the rein in working trot .....	10
	KA Working trot	
11.	A Transition to medium walk .....	
	AF Medium walk .....	10
12.	FEM Free-walk on a long rein in walk .....	10
13.	M Medium walk .....	10
14.	Between C & H Transition to working trot HEKA Working trot .....	10
15.	A Down the centre line .....	10
16.	X Halt. Immobility. Salute .....	10

Leave arena at walk on a long rein at an appropriate place

**Collective Marks**

17.	Paces (freedom and regularity) .....	10
18.	Impulsion (desire to move freely forward, elasticity of the steps, suppleness of the back and engagement of the hind quarters) .....	10
19.	Submission (attention and confidence; harmony, lightness and ease of the movements; acceptance of the bridle and lightness of the forehand) .....	10
20.	Position and seat of the rider, correct use and effectiveness of the aids .....	10

**TOTAL 200**

N.B. In BE 90 TESTS, trot work may be executed either “sitting” or “rising” at the discretion of the rider.

## BE90 DRESSAGE TEST 95 (2012)

Interval between horses - 6 mins Arena 20m x 40m

			Max. Marks
To be ridden in a snaffle bridle			
1.	A	Enter at Working Trot and Proceed Down Centre Line Without Halting.	
	C	Track Left .....	10
2.	HXF	Change the Rein in Working Trot .....	10
3.	FA	Working Trot	
	A	1/2 20 Metre Circle Right to X .....	10
4.	X	1/2 20 Metre Circle Left to C .....	10
5.	Between		
	C & H	Transition to Working Canter Left .....	10
6.	E	20 Metre Circle Left in Working Canter .....	10
7.	Between		
	K & A	Transition to Working Trot .....	10
8.	A	1/2 20 Metre Circle Left to X .....	10
9.	X	1/2 20 Metre Circle Right to C .....	10
10.	Between		
	C & M	Transition to Working Canter Right .....	10
11.	B	20 Metre Circle Right .....	10
12.	Between		
	F & A	Transition to Working Trot .....	10
13.	KE	Medium Walk .....	10
14.	EBF	1/2 20 Metre Circle Right Free Walk on a Long Rein .....	10
15.	FAD	Medium Walk .....	10
16.	D	Working Trot	
	G	Halt Immobility Salute .....	10

Leave Arena at Free Walk on a Long Rein at an Appropriate Place

### Collective Marks

17.	Paces (freedom and regularity) .....		10
18.	Impulsion (desire to move forward, elasticity of the steps, suppleness of the back and engagement of the hindquarters) .....		10
19.	Submission (attention and confidence; harmony, lightness and ease of the movements; acceptance of the bridle and lightness of the forehand) .....		10
20.	Rider (position and seat of the rider, correct use and effectiveness of the aids) .....		10

**TOTAL 200**

N.B. In BE90 TESTS, trot work may be executed either “sitting” or “rising” at the discretion of the rider.

**BE90 DRESSAGE TEST 96 (2016)**

Interval between horses - 6 mins Arena 20m x 40m

		Max. Marks
To be ridden in a snaffle bridle		
1.	A	Enter working trot and proceed down centre line without halting
	C	Track right ..... 10
2.	MBF	Working trot ..... 10
3.	A-C	Serpentine of three loops, each touching the side of the arena, finishing at C on the right rein ..... 10
4.	Between	C&M Working canter right ..... 10
5.	B	Circle right 20m diameter working canter ..... 10
6.	F	Working trot ..... 10
7.	K	Medium walk
	KEM	Free walk on a long rein, transition to medium walk before M ..... 10 x 2
8.	M	Working trot ..... 10
9.	C-A	Serpentine of three loops, each touching the side of the arena, finishing at A on the left rein ..... 10
10.	Between	A&F Working canter left ..... 10
11.	B	Circle left 20m diameter working canter ..... 10
12.	M	Working trot ..... 10
13.	HXF	Change rein in working trot ..... 10
14.	A	Down centre line ..... 10
15.	X	Halt immobility. Salute. .... 10

Leave arena at walk on a long rein at an appropriate place.

**Collective Marks**

16.	Paces (freedom and regularity) ..... 10
17.	Impulsion (desire to move forward, elasticity of the steps, suppleness of the back and engagement of the hindquarters) ..... 10
18.	Submission (attention and confidence, harmony, lightness and ease of the movements acceptance of the bridle and lightness of the forehand) ..... 10
19.	Rider (position and seat of the rider, correct use of the aids and effectiveness of the aids) ..... 10

**TOTAL 200**

N.B. In BE90 TESTS, trot work may be executed either “sitting” or “rising” at the discretion of the rider.

**BE90 DRESSAGE TEST 97 (2016)**

Interval between horses - 6 mins Arena 20m x 40m

To be ridden in a snaffle bridle		Max. Marks
1.	A X-H	Enter working trot without halting to X Working trot ..... 10
2.	HCMB	Working trot ..... 10
3.	B	Circle right 15m diameter working trot ..... 10
4.	A X-M	Down centre line to X Working trot ..... 10
5.	MCHE	Working trot ..... 10
6.	E	Circle left 15m diameter working trot ..... 10
7.	Between	K&A Working canter left ..... 10
8.	AFBM	Working canter ..... 10
9.	C	Circle left 20m diameter with a transition to trot at X ..... 10
10.	H	Medium walk ..... 10
11.	HEF	Medium walk ..... 10
12.	A KEH	Working trot Working trot ..... 10
13.	Between	H&C Working canter right ..... 10
14.	MBF	Working canter ..... 10
15.	A	Circle right 20m diameter with a transition to trot at X ..... 10
16.	AKX G	Working trot Halt immobility. Salute ..... 10 Leave arena at walk on a long rein at an appropriate place

**Collective Marks**

17.	Paces (freedom and regularity) ..... 10
18.	Impulsion (desire to move forward, elasticity of the steps, suppleness of the back and engagement of the hindquarters) ..... 10
19.	Submission (attention and confidence, harmony, lightness and ease of the movements acceptance of the bridle and lightness of the forehand) ..... 10
20.	Rider (position and seat of the rider, correct use of the aids and effectiveness of the aids) ..... 10

**TOTAL 200**

N.B. In BE90 TESTS, trot work may be executed either “sitting” or “rising” at the discretion of the rider.



**BE90 CHAMPIONSHIP DRESSAGE TEST 98 (2018)**

Interval between horses - 6 mins Arena 20m x 60m

		Max. Marks
To be ridden in a snaffle bridle		
1.	A	Enter At Working Trot. Proceed down Centre Line Without Halting
	C	Track Left ..... 10
2.	S	Circle left 15 Metres diameter in Working Trot ..... 10
3.	SP	Change the Rein across the diagonal with a Transition to Walk 4 to 5 steps
		Proceed in Working Trot ..... 10
4.	PFAKV	Working Trot ..... 10
5.	V	Circle Right 15 Metres Diameter in Working Trot ..... 10
6.	VR	Change the Rein across the diagonal with a Transition to Walk 4 to 5 Steps ..... 10
		Working Trot
7.	RM	Transition to Medium Walk ..... 10
8.	MCH	Medium Walk ..... 10
9.	HM	1/2 20 Metre Circle to M in Free Walk on a Long Rein
	M	Retake the Rein..... 10
10.	Between	M & C Transition to Working Trot
	Between	C & H Transition To Working Canter Left ..... 10
11.	E	Circle Left 20 Metres Diameter. Give and Retake the Reins on the Second Half of the Circle when Crossing the Centre Line..... 10
12.	EV	Working Canter Left
	V	1/2 Circle Left 15 Metres Diameter Returning to the Track at S With Transition to Working Trot Just Before S ..... 10
13.	SHC	Working Trot
	Between	C & M Transition to Working Canter Right ..... 10
14.	B	Circle Right 20 Metres Diameter. Give and Retake the Reins on the Second Half of the Circle when Crossing the Centre Line ..... 10
15.	BP	Working Canter Right
	P	1/2 Circle Right 15 Metres Diameter returning to the Track at R With Transition to Working Trot Just Before R ..... 10
16.	RMCHS	Working Trot
	S	1/2 Circle Left 10 Metres Diameter to I
	IG	Working Trot
	G	Halt. Immobility. Salute ..... 10
		Leave The Arena at Free Walk on a Long or Loose Rein

**Collective Marks**

17.	Paces (freedom and regularity) ..... 10
18.	Impulsion (desire to move freely forward, elasticity of the steps, suppleness of the back and engagement of the hind quarters ..... 10
19.	Submission (attention and confidence; harmony, lightness and ease of the movements; acceptance of the bridle and lightness of the forehand) ..... 10
20.	Position and seat of the rider, correct use and effectiveness of the aids ..... 10

**TOTAL 200**

N.B. In BE 90 TESTS, trot work may be executed either “sitting” or “rising” at the discretion of the rider.

**BE100 DRESSAGE TEST 101 (2009)**

Interval between horses - 6 mins Arena 20m x 40m

To be ridden in a snaffle bridle		Max. Marks
1.	A	Enter at working trot and proceed down centre line without halting
	C	Track left .....10
2.	E	Circle left 15m diameter .....10
3.	A	Down centre line
	C	Track right .....10
4.	B	Circle right 15m diameter
	FAK	Working trot .....10
5.	KXM	Change rein
	M	Working trot .....10
6.	C	Halt. Immobility 4 seconds .....10
		Proceed in medium walk
7.	HXF	Change rein at free walk on a long rein
	F	Medium walk ..... 10x2
8.	Between	
	F&A	Working trot
	Between	
	A&K	Working canter right .....10
9.	C	Circle right 20m diameter .....10
10.	MXK	Change the rein
	X	Working trot .....10
	Between	
11.	K&A	Working canter left
	ABC	Working canter .....10
12.	C	Circle left 20m diameter .....10
13.	HXF	Change the rein
	X	Working trot .....10
14.	X-F	Working trot
	A	Down centre line .....10
	AG	Working trot
15.	G	Halt. Salute .....10
		Leave arena at walk on a long rein at an appropriate place

**Collective Marks**

16.	Paces (freedom and regularity) .....10
17.	Impulsion (desire to move forward, elasticity of the steps, suppleness of the back, and engagement of the hind quarters) .....10
18.	Submission (attention and confidence; harmony, lightness and ease of the movements; acceptance of the bridle and lightness of the forehand).....10
19.	Position and seat of the rider, correct use of the aids and effectiveness of the aids...10

**TOTAL 200**

N.B. In BE100 TESTS, trot work may be executed either “sitting” or “rising” at the discretion of the rider.

**BE100 DRESSAGE TEST 102 (2010)**

Interval between horses - 6 mins Arena 20m x 40m

		Max. Marks
To be ridden in a snaffle bridle		
1.	A	Enter at Working Trot Proceed down Centre Line Without Halting
	C	Track Right ..... 10
2.	MXF	10 Metre Loop Working Trot
	FAK	Working Trot ..... 10
3.	KXM	Change the Rein with a Transition to Walk (3-5 Steps) before X
		Proceed Working Trot ..... 10
4.	Between	
	M & C	Working Canter Left ..... 10
5.	C	Circle Left 20 Metres Diameter. Give and Retake the Inside Rein
		over X (3-5 Strides) ..... 10
6.	CHEK	Working Canter Left
	K	Working Trot ..... 10
7.	AF	Medium Walk
	FK	1/2 20 Circle Diameter Free Walk on a Long Rein ..... 10
8.	KA	Medium Walk (Mark for Medium Walk A-F & K-A) ..... 10
9.	A	Working Trot
	FXM	10 Metre Loop Working Trot
	MCH	Working Trot ..... 10
10.	HXF	Change the Rein with a Transition to Walk (3-5 Steps) before X
		Proceed Working Trot ..... 10
11.	Between	
	F & A	Working Canter Right ..... 10
12.	AKEH	Working Canter Right ..... 10
13.	C	Circle Right 20 Metres Diameter. Give and Retake the Inside Rein
		over X (3-5 Strides) ..... 10
	C	Working Trot
14.	CMB	Working Trot
	B	Turn Right ..... 10
15.	E	Turn Left
	EKA	Working Trot
	A	Down Centre Line ..... 10
16.	G	Halt Immobility Salute ..... 10
		Leave arena at walk on a long rein at an appropriate place

**Collective Marks**

17.	Paces (freedom and regularity) ..... 10
18.	Impulsion (desire to move forward, elasticity of the steps, suppleness of the back, and engagement of the hind quarters) ..... 10
19.	Submission (attention and confidence; harmony, lightness and ease of the movements; acceptance of the bridle and lightness of the forehand) ..... 10
20.	Position and seat of the rider, correct use of the aids and effectiveness of the aids ..... 10

**TOTAL 200**

N.B. In BE 100 TESTS, trot work may be executed either “sitting” or “rising” at the discretion of the rider.

**BE100 DRESSAGE TEST 103 (2010)**

Interval between horses - 6 mins Arena 20m x 60m

To be ridden in a snaffle bridle		Max. Marks
1.	A C	Enter at Working Trot, Proceed Down Centre Line Without Halting Track Left ..... 10
2.	HB	Change the Rein ..... 10
3.	B	Circle Right Working Trot 15 Metres Diameter ..... 10
4.	BK	Change the Rein With Transition to Walk 3 - 5 Steps over centre line Proceed Working Trot ..... 10
5.	Between K & A	Working Canter Left ..... 10
6.	AFP P	Working Canter Left Circle Left 20 Metres Diameter. Give and Retake Inside Rein past V ..... 10
7.	PBI I	Working Canter Left Transition to Working Trot ..... 10
8.	IHCM ME	Working Trot Change the Rein ..... 10
9.	E	Circle Left 15 Metres Diameter ..... 10
10.	EF	Change the Rein With Transition to Walk 3 - 5 Steps over centre line Proceed Working Trot ..... 10
11.	Between F & A	Working Canter Right ..... 10
12.	AKV V	Working Canter Right Circle Right 20 Metres Diameter. Give and Retake Inside Rein past P ..... 10
13.	VEI I IMC C CH	Working Canter Right Transition to Working Trot Working Trot ..... 10 Walk Medium Walk
14.	HR	Change Rein Free Walk on Long Rein ..... 10
15.	RB	Medium Walk (Mark for Medium Walk C-H & R-B) ..... 10
16.	B P L X	Working Trot 1/2 Circle Right to L Down Centre Line Halt Immobility Salute ..... 10 Leave Arena at Free Walk on a Long Rein

**Collective Marks**

17.	Paces (freedom and regularity) ..... 10
18.	Impulsion (desire to move forward, elasticity of the steps, suppleness of the back, and engagement of the hind quarters) ..... 10
19.	Submission (attention and confidence; harmony, lightness and ease of the movements; acceptance of the bridle and lightness of the forehand) ..... 10
20.	Position and seat of the rider, correct use of the aids and effectiveness of the aids.. 10

**TOTAL 200**

N.B. In BE 100 TESTS, trot work may be executed either “sitting” or “rising” at the discretion of the rider

**BE100 DRESSAGE TEST 104 (2023)**

Interval between horses - 6 mins Arena 20m x 40m

1.	A	Enter at working trot and proceed down the centre line without halting	
	C	Turn left	
	CH	Working trot .....	10
2.	E	Turn left .....	
	B	Turn right	
	BFA	Working trot .....	10
3.	A	Half circle 20m diameter in working trot to X.....	10
4.	X	Half circle 20m diameter in working trot to C .....	10
5.		Between C and H transition to working canter left	
	HE	Working canter left .....	10
6.	E	Circle left 20m diameter .....	10
7.	EKAF	Working canter	
	FXH	Change the rein and between X and H transition to working trot	
	HCM	Working trot .....	10
8.	M	Working trot	
	B	Turn right	
	E	Turn left	
	EKA	Working trot .....	10
9.	A	Half circle left 20m diameter to X .....	10
10.	X	Half circle right 20m diameter to C .....	10
11.		Between C and M transition to working canter right	
	MB	Working canter .....	10
12.	B	Circle right 20m diameter in working canter .....	10
13.	BFAK	Working canter	
	KXM	Change the rein and transition to working trot between X and M	
	MC	Working trot .....	10
14.		Between C and H transition to medium walk	
	HXF	Change the rein in free-walk on a long rein .....	10
15.	F	Medium walk	
	FA	Medium walk	
		Between A and K transition to working trot .....	10
16.	KXG	Working trot	
	G	Halt. Immobility. Salute.....	10

Leave arena at walk on a long rein at an appropriate place

**Collective Marks**

17.	Paces (freedom and regularity) .....	10
18.	Impulsion (desire to move freely forward, elasticity of the steps, suppleness of the back, and engagement of the hind quarters) .....	10
19.	Submission (attention and confidence; harmony, lightness and ease of the movements; acceptance of the bridle and lightness of the forehand) .....	10
20.	Rider (position and seat of the rider, correct use and effectiveness of the aids) .....	10

**TOTAL 200**

N.B. In BE100 TESTS, trot work must be executed either “sitting” or “rising” at the discretion of the rider.

**BE100 DRESSAGE TEST 106 (2012)**

Interval between horses - 6 mins Arena 20m x 40m

To be ridden in a snaffle bridle		Max. Marks
1.	A Enter at Working Trot Proceed down Centre Line Without Halting.....	10
2.	C Track Left	
	E Turn Left .....	10
3.	BFA Turn Right .....	10
4.	A 3 Loop Serpentine Finishing at C Each Loop to touch the Side of the Arena .....	10
5.	Between C & M Working Canter Right	
	B Turn Right Working Canter Right .....	10
6.	X Circle Right 20 Metres Diameter .....	10
7.	E Track Right Working Canter Right	
	H Working Trot .....	10
8.	CM Medium Walk .....	10
9.	ME Change the Rein at Free Walk on a Long Rein .....	10
10.	E Medium Walk	
	K Working Trot .....	10
11.	Between A & F Working Canter Left	
	B Turn Left Working Canter Left .....	10
12.	X Circle Left 20 Metres Diameter .....	10
13.	E Track Left Working Canter Left	
	K Working Trot .....	10
14.	A 3 Loop Serpentine Finishing at C Each Loop to touch the Side of the Arena .....	10
15.	CE Working Trot	
	E 1/2 10 Metre Circle Left to X .....	10
16.	XG Working Trot	
	G Halt, Immobility, Salute .....	10
	Leave the Arena at Free Walk on a Long Rein at an Appropriate Place	

**Collective Marks**

17.	Paces (freedom and regularity) .....	10
18.	Impulsion (desire to move forward, elasticity of the steps, suppleness of the back, and engagement of the hind quarters) .....	10
19.	Submission (attention and confidence; harmony, lightness and ease of the movements; acceptance of the bridle and lightness of the forehand) .....	10
20.	Rider (position and seat of the rider, correct use and effectiveness of the aids) .....	10

**TOTAL 200**

N.B. In BE100 TESTS, trot work may be executed either “sitting” or “rising” at the discretion of the rider.

**BE100 DRESSAGE TEST 107 (2016)**

Interval between horses - 6 mins Arena 20m x 40m

To be ridden in a snaffle bridle		Max. Marks
1.	A	Enter at working trot and proceed down centre line without halting
	C	Track right ..... 10
2.	Between	B&F Half 10m circle right returning to the track at M ..... 10
3.	C	Circle left 15m diameter ..... 10
4.	CHE	Working trot ..... 10
5.	Between	E&K Half 10m circle left returning to the track before H ..... 10
6.	C	Circle right 15m diameter ..... 10
7.	Before M	Medium walk
	MBK	Change rein at free walk on a long rein
	K	Medium walk ..... 10
8.	A	Working trot
	AFB	Working trot ..... 10
9.	B	Circle left 20m with a transition to working canter left over the first centre line ..... 10
10.	BMCH	Working canter ..... 10
11.	HXF	Change the rein with a transition to trot after X ..... 10
12.	FAKE	Working trot ..... 10
13.	E	Circle right 20m with a transition to working canter right over the first centre line ..... 10
14.	EHCM	Working canter ..... 10
15.	MXK	Change the rein with a transition to trot after X ..... 10
16.	A	Down centre line
	X	Halt immobility. Salute. .... 10
		Leave arena at walk on a loose rein at an appropriate place.

**Collective Marks**

17.	Paces (freedom and regularity) ..... 10
18.	Impulsion (desire to move forward, elasticity of the steps, suppleness of the back and engagement of the hindquarters) ..... 10
19.	Submission (attention and confidence, harmony, lightness and ease of the movements acceptance of the bridle and lightness of the forehand) ..... 10
20.	Rider (position and seat of the rider, correct use of the aids and effectiveness of the aids) ..... 10

**TOTAL 200**

N.B. In BE100 TESTS, trot work may be executed either “sitting” or “rising” at the discretion of the rider.

## BE100 DRESSAGE TEST 108 (2016)

Interval between horses - 6 mins Arena 20m x 40m

			Max. Marks
To be ridden in a snaffle bridle			
1.	A	Enter at working trot and proceed down centre line without halting	
	C	Track left .....	10
2.	HE	Working trot	
	E	Turn left .....	10
3.	X	Circle left 15m diameter .....	10
4.	X	Circle right 15m diameter	
	B	Turn right .....	10
5.	Between	F&A Working canter right	
	AKE	Working canter .....	10
6.	E	Circle right 20m diameter working canter .....	10
7.	H	Working trot .....	10
8.	C	Medium walk .....	10
9.	MXK	Change the rein at a free walk on a long rein	
	K	Medium walk .....	10 x 2
10.	A	Halt immobility 4 seconds. Proceed medium walk .....	10
11.	F	Working trot	
	FBM	Working trot .....	10
12.	Between	M&C Working canter left	
	CHE	Working canter .....	10
13.	E	Circle left 20m diameter working canter .....	10
14.	K	Working trot	
	A	Down centre line .....	10
15.	X	Halt immobility. Salute .....	10
		Leave arena at walk on a long rein at an appropriate place	

### Collective Marks

16.	Paces (freedom and regularity) .....		10
17.	Impulsion (desire to move forward, elasticity of the steps, suppleness of the back and engagement of the hindquarters) .....		10
18.	Submission (attention and confidence, harmony, lightness and ease of the movements acceptance of the bridle and lightness of the forehand) .....		10
19.	Rider (position and seat of the rider, correct use of the aids and effectiveness of the aids) .....		10

**TOTAL 200**

N.B. In BE100 TESTS, trot work may be executed either “sitting” or “rising” at the discretion of the rider.



**BE100 CHAMPIONSHIP DRESSAGE TEST 109 (2018)**

Interval between horses - 6 mins Arena 20m x 60m

		Max. Marks
To be ridden in a snaffle bridle		
1.	A	Enter at working trot. Proceed down centre line without halting
	C	Track left ..... 10
2.	S	Circle left 15 Metres diameter in Working trot ..... 10
3.	SP	Change the rein across the diagonal with a transition to Walk 4 to 5 steps over X. Proceed in Working Trot ..... 10
4.	PFAKV	Working Trot ..... 10
5.	V	Circle Right 15 Metres diameter in Working trot ..... 10
6.	VR	Change the rein across the diagonal showing a few lengthened strides ..... 10
7.	RM	Working Trot
	M	Transition to Medium Walk ..... 10
8.	MCH	Medium Walk ..... 10
9.	HM	1/2 20 Metre Circle to M in Free Walk on a Long Rein
	M	Retake the rein ..... 10
10.	Between M & C	Transition to Working Trot
	Between C & H	Transition to Working Canter Left..... 10
11.	E	Circle Left 20 Metres Diameter. Give and Retake the Reins for at least 3 strides on the second half of the Circle when Crossing the Centre Line ..... 10
12.	EV	Working Canter Left
	V	1/2 Circle Left 15 Metres Diameter Returning to the Track at S With Transition to Working Trot Just Before S ..... 10
13.	SHC	Working Trot
	Between C & M	Transition to Working Canter Right ..... 10
14.	B	Circle Right 20 Metres Diameter. Give and Retake the Reins for at least 3 strides on the second half of the Circle when Crossing the Centre Line ..... 10
15.	BP	Working Canter Right
	P	1/2 Circle Right 15 Metres Diameter returning to the Track at R. With Transition to Working Trot Just Before R ..... 10
16.	RMCHS	Working Trot
	S	1/2 Circle Left 10 Metres Diameter to I
	IG	Working Trot
	G	Halt. Immobility. Salute. .... 10
		Leave arena at free walk on a long or loose rein at an appropriate place
Collective Marks		
17.		Paces (freedom and regularity) ..... 10
18.		Impulsion (desire to move freely forward, elasticity of the steps, suppleness of the back, and engagement of the hind quarters) ..... 10
19.		Submission (attention and confidence; harmony, lightness and ease of the movements; acceptance of the bridle and lightness of the forehand) ..... 10
20.		Rider (position and seat of the rider, correct use and effectiveness of the aids) ..... 10

**TOTAL 200**

N.B. In BE100 TESTS, trot work must be executed either “sitting” or “rising” at the discretion of the rider.

**NOVICE DRESSAGE TEST 110 (2012)**

Interval between horses - 6 mins Arena 20m x 40m

To be ridden in a snaffle bridle		Max. Marks
1	A	Enter at Working Trot
	X	Halt, Immobility, Salute. Proceed at Working Trot
	C	Track Left ..... 10
2	HXF	Change the Rein and show some Medium Trot Strides ..... 10
3	FA	Working Trot
	AX	2 Loop Serpentine (Each loop touching the side of the Arena) ..... 10
4	X	Transition to Working Canter Left ..... 10
5	E	Track Left
	KAF	Working Canter Left ..... 10
6	FBM	Show Some Medium Canter Strides ..... 10
7	MCH	Working Canter Left
	HXF	Change the Rein With a Transition to Working Trot at X ..... 10
8	FAK	Medium Walk ..... 10
9	KXM	Change the Rein in Extended Walk ..... 10
10	M	Medium Walk
	C	Working Trot
	CX	2 Loop Serpentine (Each loop touching the side of the Arena) ..... 10
11	X	Transition to Working Canter Right ..... 10
12	E	Track Right
	EHCM	Working Canter Right ..... 10
13	MBF	Show Some Medium Canter Strides ..... 10
14	FA	Working Canter Right
	A	Working Trot ..... 10
15	AK	Working Trot
	KXM	Change the Rein and show some Medium Trot Strides ..... 10
16	MCHE	Working Trot
	E	Turn Left
	X	Turn Left
	G	Halt Immobility Salute. .... 10
		Leave The Arena at Free Walk on a Long Rein at an Appropriate Place

**Collective Marks**

17.	Paces (freedom and regularity) ..... 10
18.	Impulsion (desire to move forward, elasticity of the steps, suppleness of the back, and engagement of the hind quarters) ..... 10
19.	Submission (attention and confidence; harmony, lightness and ease of the movements; acceptance of the bridle and lightness of the forehand) ..... 10
20.	Position and seat of the rider, correct use of the aids and effectiveness of the aids ..... 10

**TOTAL 200**

N.B. In NOVICE TESTS, trot work may be executed either “sitting” or “rising” at the discretion of the rider.

**NOVICE DRESSAGE TEST 111 (2010)**

Interval between horses - 6 mins Arena 20m x 40m

To be ridden in a snaffle bridle		Max. Marks
1.	A	Enter at Working Trot and Proceed down centre line without halting .....10
2.	C	Track Left and Commence 3 Loop Serpentine. Each Loop touching the side of the Arena Finishing at A .....10
3.	FXH	Change the Rein Show some Medium Trot Strides
	Before H	Working Trot .....10
4.	C	Working Canter Right .....10
5.	B	Circle Right 20 Metres Diameter. Show some Medium Canter Strides
	Before B	Working Canter .....10
6.	F	1/2 10 -12 Metre Circle Return to the Track at B
	BM	Counter Canter .....10
7.	M	Working Trot
	C	Halt Immobility 3 - 4 Seconds .....10
8.		Rein Back 3 - 5 Steps Proceed at Medium Walk .....10
	CH	Medium Walk
9.	HB	Free Walk on a Long Rein .....10
10.	BA	Medium Walk (Mark for Med Walk C-H & B -A) .....10
11.	A	Working Trot and Commence 3 Loop Serpentine. Each Loop touching the side of the Arena finishing at C .....10
12.	MXK	Change the Rein Show some Medium trot Strides
	Before K	Working Trot .....10
13.	A	Working Canter Left .....10
14.	B	Circle Left 20 Metres Diameter. Show some Medium Canter strides
	Before B	Working Canter .....10
15.	M	1/2 10 -12 Metre Circle Return to the Track at B
	BF	Counter Canter .....10
16.	F	Working Trot
	A	Down Centre Line
	X	Halt Immobility Salute. ....10
		Leave The Arena at Walk on a Long Rein at an appropriate place

**Collective Marks**

17.	Paces (freedom and regularity) .....10
18.	Impulsion (desire to move forward, elasticity of the steps, suppleness of the back, and engagement of the hind quarters) .....10
19.	Submission (attention and confidence; harmony, lightness and ease of the movements; acceptance of the bridle and lightness of the forehand) .....10
20.	Position and seat of the rider, correct use of the aids and effectiveness of the aids ...10

**TOTAL 200**

N.B. In NOVICE TESTS, trot work may be executed either “sitting” or “rising” at the discretion of the rider.

**NOVICE DRESSAGE TEST 112 (2010)**

Interval between horses - 6 mins Arena 20m x 40m

To be ridden in a snaffle bridle		Max. Marks
1.	A	Enter at Working Trot Proceed down Centre Line Without Halting
	C	Track Left .....10
2.	E	Circle Left 15 Metres Diameter .....10
3.	EA	Working Trot
		After A Down 3/4 Line Proceed Straight to BXE Line
		Then Leg Yield Right to M .....10
		MCH Working Trot
4.	HXF	Change the Rein Show Some Medium Trot Strides .....10
	F	Working Trot
5.	A	Medium Walk
	KXH	Free Walk on a Long Rein .....10
6.	H	Medium Walk ( Mark for Medium Walk A-K & H-C ) .....10
	C	Working Trot
7.	B	Circle Right 15 Metres Diameter .....10
	BA	Working Trot
8.	After A	Turn Down 3/4 Line Proceed Straight To EXB Line
		Then Leg Yield Left to H .....10
	HC	Working Trot
9.	Between	
	C & M	Working Canter Right .....10
10.	BE	1/2 20M Circle Right Show Some Medium Canter Strides .....10
11.	EHCM	Working Canter Right .....10
12.	MXK	Change the Rein With Change of Leg Through Trot over X .....10
13.	KAFB	Working Canter Left .....10
14.	BE	1/2 20 M Circle Left Show Some Medium Canter Strides .....10
15.	E	Working Canter Left
	A	Down Centre Line
	X	Working Trot .....10
16.	G	Halt Immobility Salute .....10
		Leave arena at walk on a long rein at an appropriate place

**Collective Marks**

17.	Paces (freedom and regularity) .....10
18.	Impulsion (desire to move forward, elasticity of the steps, suppleness of the back, and engagement of the hind quarters) .....10
19.	Submission (attention and confidence; harmony, lightness and ease of the movements; acceptance of the bridle and lightness of the forehand) .....10
20.	Position and seat of the rider, correct use of the aids and effectiveness of the aids .....10

**TOTAL 200**

N.B. In NOVICE TESTS, trot work may be executed either “sitting” or “rising” at the discretion of the rider.

**NOVICE DRESSAGE TEST 113 (2009)**

Interval between horses - 6 mins 30 Secs Arena 20m x 60m

To be ridden in a snaffle bridle Max. Marks

1.	A	Enter at Working Trot and Proceed down Centre Line without Halting	
	C	Track Left .....	10
2.	HP	Change the Rein Show Some Medium Trot Strides .....	10
3.	P	Working Trot	
	A	Down Centre Line .....	10
4.	L	Leg Yield Left to between S and H .....	10
5.	HCM	Working Trot	
	MV	Change the Rein Show Some Medium Trot Strides .....	10
6.	V	Working Trot	
	A	Down Centre Line .....	10
7.	L	Leg Yield Right to Between R and M	
	MC	Working Trot .....	10
	CHS	Medium Walk	
8.	S	Half 20 Metre Circle to R Free Walk on a Long Rein .....	10
9.	RM	Medium Walk (Mark for Medium Walk C - S and R - M) .....	10
10.	Between		
	M & C	Working Canter Left (Transition may be progressive) .....	10
11.	HXX	10 Metre Loop .....	10
12.	A - X 2	Loop Serpentine Touching the Side of The Arena With Change of Leg Through Trot (3 - 5 Steps) over Centre Line .....	10
13.	X	Working Canter Right	
	B	Track Right	
	BPFAK	Working Canter Right .....	10
14.	KXH	10 Metre Loop	
	C	Working Trot .....	10
15.	R	20 Metre Circle Right Allowing the Horse to Stretch Down .....	10
16.	R	Working Trot	
	B	Half 10 Metre Circle Right To X	
	I	Halt. Immobility. Salute. ....	10
		Leave arena at walk on a long rein at an appropriate place	

**Collective Marks**

17.	Paces (freedom and regularity) .....	10
18.	Impulsion (desire to move forward, elasticity of the steps, suppleness of the back, and engagement of the hind quarters) .....	10
19.	Submission (attention and confidence; harmony, lightness and ease of the movements; acceptance of the bridle and lightness of the forehand) .....	10
20.	Position and seat of the rider, correct use of the aids and effectiveness of the aids ...	10

**TOTAL 200**

N.B. In NOVICE TESTS, trot work may be executed either “sitting” or “rising” at the discretion of the rider

**NOVICE DRESSAGE TEST 130 (2016)**

Interval between horses - 6 mins Arena 20m x 40m

To be ridden in a snaffle bridle		Max. Marks
1.	A	Enter in working trot and proceed down centre line without halting
	C	Track left ..... 10
2.	HXF	Change rein. Show some medium trot strides ..... 10
3.	A	Down centre line
	D	Leg yield right to between B and M ..... 10
4.	C	Down centre line
	G	Leg yield left to between B and F ..... 10
5.	KXM	Change rein. Show some medium trot strides ..... 10
6.	C	Halt immobility. Rein back 3-5 steps
		Proceed in medium walk ..... 10
7.	HXF	Free walk on a long rein
	F	Medium walk ..... 10
8.	A	Working canter right (transition may be progressive) and circle right 15m ..... 10
9.	E	Circle right 20m. Show some medium canter strides
	EH	Working canter ..... 10
10.	H	Half 10 – 12m circle right returning to the track b/w E & K ..... 10
11.	EK	Show some counter canter strides
	K	Working trot ..... 10
12.	A	Working canter left and circle left 15m ..... 10
13.	B	Circle left 20m. Show some medium canter strides
	BM	Working canter ..... 10
14.	M	Half circle 10 – 12m left returning to the track b/w B & F ..... 10
15.	BF	Show some counter canter strides
	F	Working trot ..... 10
16.	A	Down centre line
	X	Halt immobility. Salute. .... 10
		Leave arena at walk on a long rein at an appropriate place.

**Collective Marks**

17.	Paces (freedom and regularity) ..... 10
18.	Impulsion (desire to move forward, elasticity of the steps, suppleness of the back and engagement of the hindquarters) ..... 10
19.	Submission (attention and confidence, harmony, lightness and ease of the movements acceptance of the bridle and lightness of the forehand) ..... 10
20.	Rider (position and seat of the rider, correct use of the aids and effectiveness of the aids) ..... 10

**TOTAL 200**

N.B. In NOVICE TESTS, trot work may be executed either “sitting” or “rising” at the discretion of the rider.

**NOVICE DRESSAGE TEST 131 (2018)**

Interval between horses - 6 mins Arena 20m x 40m

To be ridden in a snaffle bridle		Max. Marks
1.	A	Enter at Working Trot. X Halt, Immobility, Salute. Proceed Working Trot
	C	Track Right ..... 10
2.	MXK	Change the Rein Showing some lengthened strides ..... 10
3.	K	Working Trot
	A	Up Centre Line
	DH	Leg Yield Left ..... 10
4.	H	Working Trot
	C	Down Centre Line
	GK	Leg Yield Right ..... 10
5.	A-C	Serpentine 3 loops in RISING Trot Going to the side of the arena Allowing the horse to stretch on the 1st 2 loops. Mark for 1st 2 Loops and Stretch ..... 10
6.		On the 3rd loop retake the connection finishing at C ..... 10
7.	C	Medium Walk
	HB	Change the Rein in Free Walk on a Long Rein ..... 10
8.	BFA	Medium Walk (Mark for Medium Walk CH & BFA) ..... 10
9.	A	Working Canter Right onto a 15 Metre Circle at A ..... 10
10.	AK	Working Canter Right
	KH	Show Some Medium Canter Strides ..... 10
	HCM	Working Canter Right
11.	MXK	Change the Rein With a Transition to Working Trot at X
	XKA	Working Trot ..... 10
12.	A	Working Canter Left onto a 15 Metre Circle at A ..... 10
	AF	Working Canter (Left)
13.	FBM	Show Some Medium Canter Strides
	MCH	Working Canter (Left) ..... 10
14.	HXF	Change the Rein With a Transition to Working Trot at X
	XF	Working Trot ..... 10
15.	A	Down Centre Line ..... 10
16.	G	Halt. Immobility. Salute. .... 10 Leave the arena free rein walk at an appropriate place

**Collective Marks**

17.	Paces (Freedom and Regularity) ..... 10
18.	Impulsion (desire to move forward, elasticity of the steps, suppleness of the back and engagement of the hind quarters) ..... 10
19.	Submission (attention and confidence, harmony, lightness and ease of movements, acceptance of the contact and Lightness of the forehand) ..... 10
20.	Position and seat of the rider, correct use and effectiveness of the aids ..... 10

**TOTAL 200**

N.B. In NOVICE TESTS, trot work may be executed either “sitting” or “rising” at the discretion of the rider unless specified in the test.

**NOVICE DRESSAGE TEST 132 (2019)**

Interval between horses - 6 mins Arena 20m x 60m

To be ridden in a snaffle bridle		Max. Marks
1.	A	Enter at Working Trot. Proceed down Centre Line Without Halting. Proceed Working Trot
	C	Track Right ..... 10
2.	CMR	Working Trot
	RXV	Change the Rein Showing Some Lengthened Strides ..... 10
3.	VKA	Working Trot
	Between A & F	Working Canter Left ..... 10
4.	FPB	Working Canter Left
	B	Circle Left 20 Metres Diameter Showing some Lengthened Strides from Crossing the Centre Line First Time ..... 10
5.	BRM	Working Canter Left
	M	1/2 10-12 Metre Circle Returning to the Track at B ..... 10
6.	BPF	Counter Canter Left ..... 10
7.	FA	Working Trot
	Between A & K	Working Canter Right ..... 10
8.	KVE	Working Canter Right
	E	Circle Right 20 Metre Diameter Showing Some Lengthened Strides from Crossing the Centre Line First Time ..... 10
9.	ESH	Working Canter Right
	H	1/2 10-12 Metre Circle Returning to the Track at E ..... 10
10.	EVK	Counter Canter Right ..... 10
11.	KAFP	Working Trot
	PXS	Change the Rein Showing Some Lengthened Strides ..... 10
12.	SHC	Working Trot
	C - A	3 Loop Serpentine Touching the Sides of the Arena Allowing the Horse to Stretch on the 1st 2 Loops ..... 10
13.		On Crossing the Centre Line After the 2nd Loop Retake the Connection ..... 10
14.	AKV	Medium Walk ..... 10
15.	VP	1/2 Circle 20 Metres Diameter Free Walk on a Long Rein ..... 10
16.	PFA	Medium Walk
	A	Down Centre Line
	L	Halt. Immobility. Salute. .... 10
		Leave the arena free rein walk at an appropriate place

**Collective Marks**

17.	Paces (Freedom and Regularity) ..... 10
18.	Impulsion (desire to move forward, elasticity of the steps, suppleness of the back and engagement of the hind quarters) ..... 10
19.	Submission (attention and confidence, harmony, lightness and ease of movements, acceptance of the contact and Lightness of the forehand) ..... 10
20.	Position and seat of the rider, correct use and effectiveness of the aids ..... 10

**TOTAL 200**

N.B. In NOVICE TESTS, trot work may be executed either “sitting” or “rising” at the discretion of the rider unless specified in the test.



**NOVICE DRESSAGE TEST 134 (2023)**

Interval between horses - 6 mins Arena 20m x 40m

1.	A	Enter at working trot and proceed down the centre line without halting	
	C	Turn left .....	10
2.	C-A	Serpentine three loops in working trot finishing at A	
	AF	Working trot .....	10
3.	FXH	Change the rein and show some medium trot strides	
	HC	Working trot .....	10
4.	C	Down the centre line and between G & X leg yield left to F	
	FA	Working trot .....	10
5.	A	Transition to working canter right	
	AE	Working canter	
	E	Circle right 15m circle with a give and retake of the rein on the second half of the circle .....	10
6.	EHCM	Working canter	
	Between	M & F show some medium canter strides .....	10
7.	FAK	Working canter	
	K	One loop 2-5m off the track finishing at H	
	HC	Working canter .....	10
8.	C	Transition to working trot	
	C	Serpentine three loops in working trot finishing at A	
	AK	Working trot .....	10
9.	KXM	Change the rein and show some medium trot strides	
	MC	Working trot .....	10
10.	C	Down the centre line and between G & X leg yield right to K	
	KA	Working trot .....	10
11.	A	Transition to working canter left	
	AB	Working canter	
	B	Circle left 15m with a give and retake on the second half of the circle .....	10
12.	BMCH	Working canter	
	Between	H & K show some medium canter strides .....	10
13.	KAF	Working canter	
	F	One loop 2-5m off the track finishing at M	
	MC	Working canter .....	10
14.	C	Transition to working trot	
	H	Transition to medium walk .....	10
	HE	Medium walk .....	10
15.	E-B	Half 20m circle in free walk on a long rein	
	BM	Medium walk .....	10
16.	M	Transition to working trot	
	MCHE	Working trot	
17.	E	Half 10m circle to X	
	XG	Working trot .....	10
18.	G	Halt. Immobility. Salute.....	10
		Leave arena at walk on a long rein at an appropriate place	

**Collective Marks**

19.	Harmony of the athlete and horse – A confident partnership created by adhering to the scale of training .....	10x2
-----	---	------

**Total 200**

N.B. In NOVICE TESTS, trot work may be executed either “sitting” or “rising” at the discretion of the rider.

**OPEN NOVICE UNDER 18 DRESSAGE TEST 114 (2016)**

Interval between horses - 6 mins Arena 20m x 40m

To be ridden in a snaffle bridle		Max. Marks
1.	A Enter at Working Trot Continue down centre line without halting	
	C Track Left .....	10
2.	HE Working Trot	
	E Circle Left 15 Metres Diameter Working Trot	
	EKAF Working Trot .....	10
3.	FXH Change the Rein Showing Some Medium Trot Strides .....	10
4.	H Working Trot	
	C Working Canter (Right)	
	CM Working Canter (Right) .....	10
5.	MBF Show Some Medium Canter Strides	
	FA Working Canter (Right) .....	10
6.	A Circle Right 20 metres Diameter Give and Retake the Reins for 3 or 4 Strides over X Working Canter Right .....	10
7.	KXM Change The Rein With Transition to Working Trot over X	
	MC Working Trot	
	CH Medium Walk .....	10
8.	HB Change The Rein at Free Walk on a Long Rein .....	10
9.	BF Medium Walk (Mark for Medium Walk CH & BF)	
	FAK Working Trot (Sitting) .....	10
10.	KXM Change the Rein Showing Some Medium Trot Strides in Sitting or Rising .....	10
11.	MC Working Trot (Sitting)	
	C Working Canter (Left)	
	CH Working Canter (Left) .....	10
12.	HEK Show Some Medium Canter Strides .....	10
13.	KAF Working Canter (Left)	
	FXH Change The Rein With Transition to Working Trot Sitting Over X	
	HC Working Trot (Sitting) .....	10
14.	C Circle Right 15 Metres Diameter Working Trot (Sitting) .....	10
15.	CMB Working Trot (Sitting)	
	BX 1/2 10 Metre Circle Working Trot (Sitting) .....	10
16.	XG Working Trot (Sitting)	
	G Halt. Immobility. Salute .....	10
	Leave the arena free rein walk at an appropriate place	

**Collective Marks**

17.	Paces (Freedom and Regularity) .....	10
18.	Impulsion (desire to move forward, elasticity of the steps, suppleness of the back and engagement of the hind quarters) .....	10
19.	Submission (attention and confidence, harmony, lightness and ease of movements, acceptance of the contact and Lightness of the forehand) .....	10
20.	Position and seat of the rider, correct use of the aids and effectiveness of the aids .....	10

**TOTAL 200**

**NOVICE MASTERS DRESSAGE TEST 133 (2021)**

Interval between horses - 6 mins Arena 20m x 60m

To be ridden in a snaffle		Max. Marks
1.	A	Enter in Working Trot and proceed down centre line without halting
	C	Track Left..... 10
2.	S	Circle left 10 metres working trot..... 10
3.	S-E-V	Shoulder-in left
	V-K-A-F	Working trot ..... 10
4.	F-S	Change the rein and show some medium trot steps
	S-H-C-M	Working trot ..... 10
5.	R	Circle right 10 meters working trot..... 10
6.	R-B-P	Shoulder-in right
	P-F-A	Working trot ..... 10
7.	A	Halt Immobility 4 seconds. Proceed in medium walk..... 10
8.	A-K	Medium walk
	K-F	Half circle 20 meters right. Free walk on a long rein ..... 10
9.	F-A	Medium walk
	A	Working Canter right directly from walk ..... 10
10.	K-E-H	Show some medium canter strides in canter right ..... 10
11.	H	Half 10-12 meter circle right returning to the track at E..... 10
12.	E-V-K	Counter Canter
	K	Working trot ..... 10
13.	A	Working canter left
	A-F-P-B	Working canter left ..... 10
14.	B	Circle left 20 meters showing some medium canter strides on the second half of the circle ..... 10
15.	B-R-M	Working canter left
	M	Half 10-12 meter circle left returning to the track at B..... 10
16.	B-P-F	Counter canter
	F	Working trot ..... 10
17.	A	Working canter right..... 10
18.	K-F	Half 20 meter circle right working canter
	A	Down Centre Line ..... 10
19.	L	Transition to working trot
	X	Halt Immobility Salute ..... 10
		Leave the Arena at walk on a long rein at an appropriate place
<b>Collective Marks</b>		
20.	Harmony of Horse & Athlete	.....10 x 2
		<b>TOTAL 210</b>

N.B. Trot work may be executed in sitting or rising.

**INTERMEDIATE DRESSAGE TEST 115 (2011)**

Interval between horses - 6 mins Arena 20m x 40m

To be ridden in a snaffle or simple double bridle		Max. Marks
1.	A	Enter at Working Trot
	X	Halt Immobility Salute. Proceed at Working Trot
	C	Track Left..... 10
2.	H	Leg Yield Left to Between X & D
	A	Track Right ..... 10
3.	K	Leg Yield Right to between X & G
	C	Track Left ..... 10
4.	HXF	Change the Rein Medium Trot (Sitting or Rising) ..... 10
5.	F	Working Trot (Mark for Transitions at H & F) ..... 10
6.	A	Collected Canter Right
	AKE	Collected Canter Right ..... 10
7.	E	20 Metre Circle Right Medium Canter ..... 10
8.	EHCM	Collected Canter Right (Mark to include Transitions into and out of Med Canter) ..... 10
9.	B	Turn Right Simple Change over X ..... 10
10.	E T	rack Left
	KAF	Collected Canter Left ..... 10
11.	B	20 Metre Circle Left Medium Canter ..... 10
12.	BM	Collected Canter Left (Mark to include Transitions into and out of Med Canter) ..... 10
13.	C	Transition to Medium Walk ..... 10
	CH	Medium Walk
14.	HB	Change the rein Free Walk on a Long Rein ..... 10
15.	BF	Medium Walk (Mark for Medium walk CH & BF) ..... 10
16.	FAK	Working Trot
	KXM	Change the Rein Medium Trot (Sitting or Rising) ..... 10
17.	MCHE	Working Trot ( Mark to include Transitions at K & M) ..... 10
18.	E	1/2 10 Metre Circle to X
	XG	Down Centre Line
	G	Halt Immobility Salute ..... 10
		Leave Arena At Free Walk on a Long Rein at an appropriate place

**Collective Marks**

19.	Paces ( freedom and regularity) ..... 10
20.	Impulsion (desire to move forward, elasticity of the steps, suppleness of the back and engagement of the hindquarters) ..... 10
21.	Submission (attention and confidence, harmony, lightness and ease of the movements acceptance of the bridle and lightness of the forehand) ..... 10
22.	Position and seat of the rider, correct use of the aids and effectiveness of the aids .... 10

**TOTAL 220**

N.B. In INTERMEDIATE TESTS, all trot work must be executed “sitting”.

**OPEN INTERMEDIATE DRESSAGE TEST 116 (2016)**

Interval between horses - 6 mins Arena 20m x 40m

To be ridden in a snaffle or simple double bridle		Max. Marks
1.	A	Enter working trot
	X	Halt Immobility. Salute. Proceed in working trot
	C	Track left .....10
2.	HK	Shoulder in left .....10
3.	A	Down centre line
	D	Half pass left to between E & H .....10
4.	HCM	Collected trot
	M	Medium walk .....10
5.	Between	M&B Half pirouette right
	M	Working trot .....10
6.	HXF	Change rein in medium trot
	F	Collected trot .....10
7.	KH	Shoulder in right .....10
8.	C	Down centre line
	G	Half pass right to between E & K .....10
9.	KAF	Collected trot
	F	Medium walk .....10
10.	Between	F&B Half pirouette left
	FA	Medium walk .....10
11.	A	Extended walk
	KF	Half Circle right 20m Extended walk
	F	Medium walk .....10
12.	A	Collected canter right
	AKE	Collected canter .....10
13.	E	Circle right 20m medium canter
	EH	Collected canter .....10
14.	H	Half 10m circle returning to the track at E
	EK	Counter canter .....10
15.	K	Simple change
	AFB	Collected canter .....10
16.	B	Circle left 20m medium canter
	BM	Collected canter .....10
17.	M	Half 10m circle returning to track at B
	BF	Counter canter
	F	Working trot .....10
18.	A	Down centre line
	X	Halt Immobility. Salute. ....10
		Leave arena at a free walk on a long rein at an appropriate place.
<b>Collective Marks</b>		
19.		Paces (freedom and regularity) ..... 10
20.		Impulsion (desire to move forward, elasticity of the steps, suppleness of the back and engagement of the hindquarters) ..... 10
21.		Submission (attention and confidence, harmony, lightness and ease of the movements acceptance of the bridle and lightness of the forehand) ..... 10
22.		Rider (position and seat of the rider, correct use of the aids and effectiveness of the aids) ..... 10

**TOTAL 220**

N.B. In INTERMEDIATE TESTS, all trot work must be executed "sitting".

**INTERMEDIATE DRESSAGE TEST 117 (2009)**

Interval between horses - 6 mins Arena 20m x 40m

To be ridden in a snaffle or simple double bridle		Max. Marks
1.	A X	Enter at Working Trot. Halt, Immobility, Salute. Proceed at Working Trot ..... 10
2.	C HXF F	Track Left Change the Rein at Medium Trot (Sitting or Rising) Working Trot ..... 10
3.	KEH H	Shoulder In Right Working Trot ..... 10
4.	MXK K	Change the Rein at Medium Trot (Sitting or Rising) Working Trot ..... 10
5.	FBM M	Shoulder In Left Working Trot ..... 10
6.	C H	Medium Walk Half 20 Metre Circle Left to M Free Walk on a Long Rein ..... 10
7.	M G	Medium Walk Half 10 metre Circle Left to G Half 10 Metre Circle Right to H ..... 10
8.	H HCMB	Working Canter Right (Directly from Walk) Working Canter Right ..... 10
9.	B	20 Metre Circle Right in Medium Canter ..... 10
10.	B	Transition to Working Canter Right ..... 10
11.	F BM	Half 10 Metre Circle Return to the Track at B Counter Canter ..... 10
12.	M CHE	Simple Change (3 - 5 Steps of Walk) Working Canter Left ..... 10
13.	E	20 Metre Circle Left in Medium Canter ..... 10
14.	E	Transition to Working Canter Left ..... 10
15.	K EH	Half 10 Metre Circle Return to the Track at E Counter Canter ..... 10
16.	H	Simple Change (3 - 5 Steps of Walk) ..... 10
17.	CMBF A	Working Canter Right Turn Down Centre Line ..... 10
18.	X G	Working Trot Halt, Immobility, Salute ..... 10
		Leave arena at walk on a long rein at an appropriate place

**Collective Marks**

19.	Paces (freedom and regularity) ..... 10
20.	Impulsion (desire to move forward, elasticity of the steps, suppleness of the back, and engagement of the hind quarters) ..... 10
21.	Submission (attention and confidence; harmony, lightness and ease of the movements; acceptance of the bridle and lightness of the forehand) ..... 10
22.	Position and seat of the rider, correct use of the aids and effectiveness of the aids ... 10

**TOTAL 220**

N.B. In INTERMEDIATE TESTS, all trot work must be executed "sitting".

**INTERMEDIATE DRESSAGE TEST 118 (2010)**

Interval between horses - 6 mins 30 Secs Arena 20m x 60m

To be ridden in a snaffle or simple double bridle Max. Marks

1.	A	Enter at Working Trot	
	I	Halt Immobility Salute Proceed Working Trot	
	C	Track Right .....	10
2.	MXK	Change the Rein Medium Trot ( Sitting or Rising ) .....	10
3.	K	Working Trot ( Mark for Transitions at M & K ) .....	10
4.	FB	Shoulder In Left .....	10
5.	BX	1/2 10 Metre Circle Left	
	XE	1/2 10 Metre Circle Right .....	10
6.	EH	Shoulder In Right .....	10
7.	C	Halt Immobility 3 - 4 Seconds .....	10
8.		Rein Back 4 - 5 Steps Proceed Medium Walk .....	10
9.	ME	Change the Rein Extended Walk .....	10
10.	E	Medium Walk and 1/2 20 metre circle to B	
	BR	Medium Walk .....	10
11.	R	Working Canter Left Directly from Walk .....	10
12.	RMCHS	Working Canter Left	
	S	20 Metre Circle Left Medium Canter .....	10
13.	S	Transition to Working Canter	
	V	1/2 10 metre circle left to L	
	L	Up Centre Line .....	10
14.	Between		
	X & I	Simple Change Through Walk .....	10
15.	IGCMR	Working Canter Right	
	R	20 Metre Circle Right Allowing the Horse to Stretch Down .....	10
16.	R	Working Canter	
	P	1/2 10 Metre Circle Right to L	
	L	Up Centre Line .....	10
17.	Between		
	X & I	Simple Change Through Walk .....	10
18.	C	Track Left	
	E	1/2 10 Metre Circle Left to Centre Line	
	I	Working Trot	
	G	Halt, Immobility Salute .....	10
		Leave the Arena at Walk on a Long Rein	

**Collective Marks**

19.	Paces (freedom and regularity) .....	10
20.	Impulsion (desire to move forward, elasticity of the steps, suppleness of the back, and engagement of the hind quarters) .....	10
21.	Submission (attention and confidence; harmony, lightness and ease of the movements; acceptance of the bridle and lightness of the forehand) .....	10
22.	Position and seat of the rider, correct use of the aids and effectiveness of the aids ....	10

**TOTAL 220**

N.B. In INTERMEDIATE TESTS, all trot work must be executed "sitting".

**INTERMEDIATE DRESSAGE TEST 139 (2023)**

Interval between horses - 6 mins 30 Secs mins Arena 20m x 40m

1.	A	Enter in working canter	
	X	Transition to working trot	
	XC	Working trot	
	C	Turn left	
	CH	Working trot .....	10
2.	HXF	Change the rein at medium trot	
	FAK	Working trot .....	10
3.	K	Circle right 10m .....	10
4.	KEH	Shoulder in right	
	HCM	Working trot .....	10
5.	MXK	Medium trot	
	KAF	Working trot .....	10
6.	F	Circle left 10m .....	10
7.	FBM	Shoulder in left .....	10
8.	MCHE	Working trot .....	10
9.	E	Turn left	
	X	Halt immobility 3-4 sec.....	10
10.	X	Rein back 2-5 steps proceed in working trot	
	B	Turn right	
	BFA	Working trot .....	10
11.	A	Transition to working canter right	
	AE	Working canter .....	10
12.	E	Circle right 10m circle.....	10
13.	Between	E & H half 10m circle right to between X & G	
	Between	G & X simple change of leg	
	Between	G & X half 10m left to between B & M	
	MCHE	Working canter .....	10
14.	E	Circle left 20m allowing the horse to stretch .....	
	Before E	retake the reins.....	10
15.	Between	E and K half 10m circle left to between D & X	
	Between	D & X simple change	
	Between	D & X half 10m circle right to Between B & F	
	FA	Working canter .....	10
16.	A	Transition to working trot	
	K	Transition to medium walk .....	10
17.	EM change	the rein at Extended walk.....	10
18.	MC	Medium walk	
	C	Transition to working trot	
	CH	Working trot .....	10
19.	HE	Working trot	
	E	Half 10m circle left to X .....	
	XG	Working trot .....	10
20.	G	Halt. Immobility. Salute.....	10

**Collective Mark**

21. Harmony of the athlete and horse – A confident partnership created by adhering to the scale of training ..... 10x2

**Total 220**

N.B. In INTERMEDIATE TESTS, all trot work must be executed “sitting”.



**INTERMEDIATE DRESSAGE TEST 140 (2020)**

Interval between horses - 6 mins 30 Secs Arena 20m x 40m

To be ridden in a snaffle or simple double bridle

Max. Marks

1.	Enter in Working Trot		
	X	Halt Immobility Salute Proceed Collected Trot	
	C	Track Right .....	10
2.	MXK	Change the Rein in Medium Trot (Sitting or Rising) .....	10
3.	KA	Collected Trot (Mark for Transitions at M & K) .....	10
4.	After A	Turn onto the 3/4 line and from the FDK Line Shoulder In Left To the MGH Line then Track Left.....	10
5.	CH	Collected Trot	
	HXF	Change the Rein in Medium Trot (Sitting or Rising) .....	10
6.	FA	Collected Trot (Mark for Transitions at H&F) .....	10
7.	After A	Turn onto the 3/4 Line and from the FDK Line Shoulder In Right To the MGH line then track Right .....	10
8.	C	Collected Canter Right	
	CM	Collected Canter Right	
	MBF	Medium Canter.....	10
9.	F	Collected Canter Right and 1/2 10 Metre Circle return to the Track at B .....	10
10.	Between B & M	1/2 20 Metre Circle Left in Counter Canter	
	EK	Counter Canter .....	10
11.	K	Medium Walk	
	KAF	Medium Walk .....	10
12.	F	1/2 20 Metre Circle Left in Extended Walk .....	10
13.	KA	Collected Walk	
	A	Collected Canter Left Direct from Walk .....	10
14.	AF	Collected Canter	
	FBM	Medium Canter Left.....	10
15.	M	Collected Canter and 1/2 10 Metre Circle Return to the Track at B .....	10
16.	Between B & F	1/2 20 Metre Circle in Counter Canter	
	EH	Counter Canter .....	10
17.	HCMB	Collected Trot.....	10
18.	B	1/2 10 Metre Circle to X	
	XG	Collected Trot	
	G	Halt, Immobility Salute .....	10
		Leave the Arena at Free Walk at an appropriate place	
<b>Collective Marks</b>			
19.	Paces (freedom and regularity) .....		10
20.	Impulsion (desire to move forward, elasticity of the steps, suppleness of the back, and engagement of the hind quarters) .....		10
21.	Submission (attention and confidence; harmony, lightness and ease of the movements; acceptance of the bridle and lightness of the forehand) .....		10
22.	Rider (position and seat of the rider, correct use of the aids and effectiveness of the aids).....		10
			<b>TOTAL 220</b>

N.B. In INTERMEDIATE TESTS, all trot work must be executed "sitting"

**ADVANCED INTERMEDIATE DRESSAGE TEST 119 (2010)**

Interval between horses - 6 mins Arena 20m x 60m

To be ridden in a snaffle or simple double bridle		Max. Marks
1.	A I C	Enter at Collected Canter Halt, Immobility, Salute. Proceed Collected Trot Track Left .....10
2.	HE EX	Shoulder In Left 1/2 10 Metre Circle Left .....10
3.	XH	1/2 Pass Left .....10
4.	HCM MB BX	Collected Trot Shoulder In Right 1/2 10 Metre Circle Right .....10
5.	XM	1/2 Pass Right .....10
6.	C	Halt Immobility 4 - 6 Seconds .....10
7.		Proceed Collected Canter from 1 or 2 Steps of Walk .....10
8.	CS SK	Collected Canter Left Medium Canter Left .....10
9.	K	Collected Canter Left ( mark for Transitions at S & K) .....10
10.	A DE	Down Centre Line 1/2 Pass Left .....10
11.	EC	Counter Canter .....10
12.	C	Simple Change of Leg .....10
13.	CR RF	Collected Canter Right Medium Canter Right .....10
14.	F	Collected Canter Right ( Mark for Transitions at R & F) .....10
15.	A DB	Down Centre Line 1/2 Pass Right .....10
16.	BC	Counter Canter .....10
17.	C	Medium Walk .....10
18.	C Before C	15 Metre Circle Left Showing Some Extended Walk Strides Medium Walk .....10
19.	C HXF F	Collected Trot Change Rein Medium Trot Collected Trot .....10
20.	A X	Down Centre Line Halt Immobility Salute .....10 Leave arena at walk on a long rein at an appropriate place

**Collective Marks**

21.	Paces (freedom and regularity) .....10
22.	Impulsion (desire to move forward, elasticity of the steps, suppleness of the back, and engagement of the hind quarters) .....10
23.	Submission (attention and confidence; harmony, lightness and ease of the movements; acceptance of the bridle and lightness of the forehead) .....10
24.	Position and seat of the rider, correct use of the aids and effectiveness of the aids .....10

**TOTAL 240**

N.B. In ADVANCED INTERMEDIATE TESTS, all trot work must be executed "sitting".

**ADVANCED DRESSAGE TEST 122 (2009)**

Interval between horses - 6 mins 30 secs    Arena 20m x 60m

To be ridden in a snaffle or simple double bridle

Max. Marks

1.	A	Enter at Collected canter	
	I	Halt Immobility Salute, Proceed at Collected Trot .....	10
2.	C	Track Right	
	MXK	Change the Rein in Medium Trot Rising .....	10
3.	K	Collected Trot (Mark for Transitions at M & K) .....	10
4.	A	Down Centre Line	
	DX	Shoulder In Left .....	10
5.	XH	Half Pass Left .....	10
6.	C	Down Centre Line	
	GX	Shoulder In Right .....	10
7.	XK	Half Pass Right .....	10
8.	AFP	Medium Walk	
	PXS	Extended Walk .....	10
9.	SHC	Medium Walk (Mark for Medium Walk A-P & S-C) .....	10
10.	C	Canter Right Direct From Walk .....	10
11.	RBF	Medium Canter .....	10
12.	F	Collected Canter (Mark For Transitions at R & F) .....	10
13.	A	Down Centre Line	
	DB	Half Pass Right .....	10
14.	BM	Counter Canter .....	10
15.	M	Flying Change of Leg .....	10
16.	MCS	Collected Canter Left	
	SEK	Extended Canter .....	10
17.	K	Collected Canter (Mark For Transitions at S & K) .....	10
18.	A	Down Centre Line	
	DE	Half Pass Left .....	10
19.	EH	Counter Canter .....	10
20.	H	Flying Change of Leg .....	10
21.	HCMB	Collected Canter Right	
	B	Half 10 Metre Diameter Circle Right to X	
	I	Halt Immobility 4 Seconds .....	10
22.	I	Rein Back 5 Steps Proceed at Collected Trot	
	C	Track Left .....	10
23.	HXF	Change The Rein at Extended Trot	
	F	Collected Trot .....	10
24.	A	Down Centre Line	
	X	Halt Immobility Salute .....	10
		Leave arena at walk on a long rein at an appropriate place	

**Collective Marks**

25.	Paces (freedom and regularity) .....	10
26.	Impulsion (desire to move forward, elasticity of the steps, suppleness of the back, and engagement of the hind quarters) .....	10
27.	Submission (attention and confidence; harmony, lightness and ease of the movements; acceptance of the bridle and lightness of the forehand) .....	10
28.	Position and seat of the rider, correct use of the aids and effectiveness of the aids .....	10

**TOTAL 280**

N.B. All trot work must be executed "sitting", unless otherwise stated.

**ADVANCED DRESSAGE TEST 123 (2011)**

Interval between horses - 6 mins 30 secs    Arena 20m x 60m

To be ridden in a snaffle or simple double bridle

Max. Marks

1.	A	Enter at Collected Canter	
	I	Halt, Immobility, Salute. Proceed Collected Trot	
	C	Track Left .....	10
2.	HE	Shoulder In Left	
	EX	1/2 10 Metre Circle Left .....	10
3.	XH	1/2 Pass Left	
	HCM	Collected Trot .....	10
4.	MV	Medium Trot .....	10
5.	VKA	Collected Trot ( Mark to Include Transitions at M & V ) .....	10
6.	AF	Medium Walk	
	FK	1/2 20 Metre Circle Left Extended Walk .....	10
7.	KA	Medium Walk (Mark for Med Walk AF & KA & Transitions at F & K) .....	10
8.	AF	Collected Trot	
	FXH	Change Rein in Extended Trot .....	10
9.	HCM	Collected Trot ( Mark to Include Transitions at A F & H ) .....	10
10.	MB	Shoulder In Right	
	BX	1/2 10 Metre Circle Right .....	10
11.	XM	1/2 Pass Right .....	10
12.	C	Collected Canter Left .....	10
13.	HX	1/2 Pass Left .....	10
14.	XA	Up Centre Line	
	A	Track Left .....	10
15.	FR	Medium Canter .....	10
16.	R	Collected Canter Left	
	MG	1/2 10 Metre Circle Left ( Mark to Include Transitions at F & R ) .....	10
17.	GR	On Diagonal Flying Change of Leg .....	10
18.	RFK	Collected Canter Right	
	KX	1/2 Pass Right .....	10
19.	XC	Down Centre Line	
	C	Track Right .....	10
20.	MP	Extended Canter Right .....	10
21.	PF	Collected Canter Right	
	FD	1/2 10 Metre Circle Right ( Mark to Include Transitions at M & P ) .....	10
22.	DP	On Diagonal Flying Change of Leg .....	10
23.	PB	Collected Canter Left	
	BE	1/2 20 Metre Circle Left	
	VL	1/2 10 Metre Circle Left .....	10
24.	X	Halt Immobility Salute .....	10
		Leave Arena at Free Walk on a Long Rein	

**Collective Marks**

25.	Paces (Freedom and Regularity) .....	10
26.	Impulsion (Desire to move forward, elasticity of the steps, suppleness of the back and engagement of the hindquarters) .....	10
27.	Submission (Attention and confidence, harmony, lightness and ease of the movements, acceptance of the bridle and lightness of the forehand) .....	10
28.	Position and Seat of the Rider, Correct use of and effectiveness of the Aids .....	10

**TOTAL 280**

N.B. All trot work must be executed "sitting".

## ADVANCED DRESSAGE TEST 124 (2016)

Interval between horses - 6 mins 30 secs    Arena 20m x 60m

To be ridden in a snaffle or simple double bridle

Max. Marks

1.	A	Enter at collected canter	
	X	Halt immobility. Salute. Proceed at collected trot	
	C	Track left .....	10
2.	HE	Shoulder-in left .....	10
3.	E	Half circle left 10m diameter to X	
	X	Half circle right 10m diameter to B .....	10
4.	BF	Shoulder in right .....	10
5.	A	Down centre line	
	D	Half pass right to B .....	10
6.	BM	Medium trot	
	M	Collected trot .....	10
7.	C	Down centre line	
	G H	alf pass left to B .....	10
8.	BF	Medium trot	
	F	Collected trot .....	10
9.	A	Halt. Rein back 5 steps. Proceed in collected walk	
	K	Turn right .....	10
10.	Between	D&F Half pirouette right .....	10
11.	Between	D&K Half pirouette left .....	10
12.		The collected walk .....	10
13.	F	Turn left and half 20m circle left in extended to walk to K .....	10
14.	K	Collected walk	
	A	Collected canter left .....	10
15.	FPBR	Medium canter	
	R	Collected canter .....	10
16.	C	Down centre line	
	GB	Half pass left to B .....	10
17.	BP	Collected canter	
	PV	Half circle 20m in counter canter .....	10
18.	E	Flying change right	
	ES	Collected canter .....	10
19.	S	Extended canter and half circle right to R	
	RP	Extended canter	
	P	Collected canter .....	10
20.	A	Down centre line	
	D	Half pass right to B .....	10
21.	BR	Collected canter	
	RS	Half circle 20m left in counter canter .....	10
22.	E	Flying change left	
	EV	Collected canter .....	10
23.	V	Half 10m circle left	
	LX	Collected canter .....	10
24.	X	Halt. Immobility. Salute .....	10
		Leave the arena at a free walk on a long rein at an appropriate place.	

**Collective Marks**

25.	Paces (freedom and regularity) .....	10
26.	Impulsion (desire to move forward, elasticity of the steps, suppleness of the back, and engagement of the hind quarters) .....	10
27.	Submission (attention and confidence; harmony, lightness and ease of the movements; acceptance of the bridle and lightness of the forehand) .....	10
28.	Position and seat of the rider, correct use of the aids and effectiveness of the aids .....	10

**TOTAL 280**

Note: All trot work must be executed "sitting".

**ADVANCED DRESSAGE TEST 125 (2023)**Interval between horses – **6 mins and 30 Secs** Arena 20m x 60m

To be ridden in a snaffle or simple double bridle

Max. Marks

1.	A	Enter at collected canter	
	X	Halt immobility salute proceed in collected trot	
	C	Turn right	
	CM	Collected trot .....	10
2.	MB	Shoulder in right .....	10
3.	BK	Change the rein medium trot .....	10
4.	K	Half 10m circle left to D half pass left to E .....	10
5.	ES	Collected trot	
	S	Turn right	
	I	Halt .....	10
6.		Rein back 4 steps proceed in collected trot	
	R	Turn left .....	10
7.	RMCH	Collected trot .....	10
8.	HE	Shoulder in left .....	10
9.	EF	Change the rein at medium trot .....	10
10.	F	Half 10m circle right to D half pass right to B	
	BR	Collected trot .....	10
11.	R	Collected walk	
	M	Turn left	
	Between	G & H half walk pirouette to the left .....	10
12.	Between	G & M half walk pirouette to the right .....	10
13.	G-H	Collected walk.....	10
14.	H-M	Half 20m circle in extended walk .....	10
15.	M	Collected walk	
	C	Collected canter left .....	10
16.	HEK	Medium canter	
	KAF	Collected canter .....	10
17.	FV	Change the rein in collected canter with a flying change anywhere on the line	
	VE	Collected canter.....	10
18.	E	Circle right 10m .....	10
19.	EG	Half pass right	
	C	Turn right	
	CM	Collected canter .....	10
20.	MBF	Extended canter	
	FAK	Collected canter .....	10
21.	KP	Change the rein in collected canter with a flying change anywhere on the line	
	PB	Collected canter.....	10
22.	B	Circle left 10m .....	10
23.	BG	Half pass left	
	C	Turn left .....	10
24.	HS	Collected canter	
	S	20m circle left allowing the horse to stretch	
	Before S	retake the rein .....	10
25.	SI	Half 10m circle left in collected canter	
	IG	Collected canter.....	10
26.	G	Halt. Immobility. Salute .....	10
		Leave the arena at a free walk on a long rein at an appropriate place.	

**Collective Marks**

27. Harmony of the athlete and horse – A confident partnership created by adhering to the scale of training..... 10 x 2

Note: All trot work must be executed "sitting"

**Total 280**



# Horseboxes - Uprating and Downplating

## Uprating Horseboxes

As you may be aware, the DVSA is paying close attention to the horsebox industry and in particular, to lightweight horseboxes which they suspect may be operating overweight.

We have seen cases of horseboxes being stopped, checked and impounded on the roadside, owing to running overweight. The horses in transit have to be loaded into a different box and taken away, and the resultant fines are ever increasing in size. Yet, there is an alternative.

SvTech is keen to promote its uprating service for lightweight horseboxes (3500kg), whereby the horsebox can gain an extra 200-300kg in payload. This provides vital payload capability when carrying an extra horse and/or tack and offers peace of mind for the owner.

SvTech has carried out extensive work and testing on lightweight models and has covered uprates for most lightweight vehicles.

It is worth noting that some uprates require modifications or changes to the vehicle's braking, tyres and/or suspension, for which SvTech provides a simple

purpose-built suspension assister kit. This will take between 1-2 hours for you to fit. Your horsebox will then go for a formal inspection to bring it into the 'Goods' category, and, depending on the vehicle's age, may also require fitment of a speed limiter, for which there are one or two options. Most importantly, vehicles registered after May 2002 must be fitted with manufacturer's ABS, if going above 3500kg.

If you're unsure, or don't believe that you need to uprate your lightweight horsebox, try taking it to a public weighbridge when you're fully loaded with your horse, tack, passenger, hay, etc. and weigh off each axle individually and the vehicle as a whole. There could be a distinct chance that you've overloaded one of the axles, even if you're within the GVW. If there is a problem, we can help. Call us to discuss your options.

## Downplating Horseboxes

Do you own a 10 - 12.5 tonnes horsebox and do you want non-HGV licence holder to drive it? Your horsebox could be downplated to 7.5 tonnes so that any driver with a licence issued prior to 1st Jan 1997 could drive it.

- You are paying too much Vehicle Excise Duty.
- You want to escape the need for a tachograph.

The most important aspect when downplating is to leave yourself suitable payload to carry your goods. The Ministry requires that for horseboxes of 7500kg there is a minimum payload of 2000kg. Hence, when downplating to 7500kg, the unladen weight must not exceed 5500kg. For 3500kg horseboxes, you must ensure that you have a payload of at least 1000kg, thus, when empty it cannot weigh more than 2500kg.

Due to recent changes at DVSA, we are no longer required to make a mechanical change to the vehicle and, once downrated, we will be supplying you with a revised set of Ministry plating certificates, or if exempt, plating and testing, a converter's plate and certificate at the lower weight.

Depending upon vehicle usage, it is at the discretion of DVSA as to whether they will require a formal inspection of your vehicle.

TO DISCOVER YOUR OPTIONS, PLEASE DOWNLOAD,  
FILL IN AND RETURN OUR ENQUIRY FORM -  
[WWW.SVTECH.CO.UK](http://WWW.SVTECH.CO.UK)

# SvTech

Special Vehicle Technology

T +44 (0)1772 621800

E [webenquiries@svtech.co.uk](mailto:webenquiries@svtech.co.uk)

## ANNEX 4

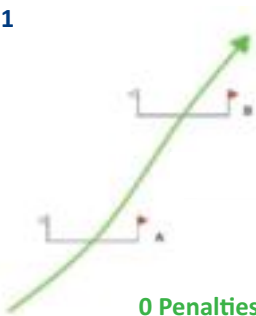
## EXAMPLES OF REFUSALS, RUN-OUTS AND CIRCLES

**Penalties** will be imposed for refusal, run-out or circling only when the judge decides that any such was connected with the passage or attempted passage of the numbered and lettered obstacle for the Class in question. A fall of competitor anywhere on the course will result in elimination.

Where there is any doubt about the correct interpretation of the rules of judging any element, obstacle or combination of obstacles, it is recommended that the BE steward should approve the instructions to officials, with a rough sketch of the particular obstacle(s) in question which should also be posted with the Course Plan.

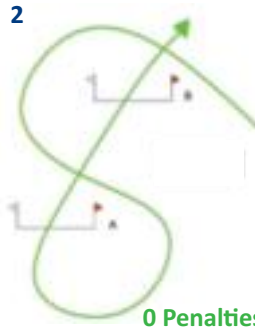
The following diagrams are non-exhaustive examples for reference. The wording of the respective rules will prevail.

1



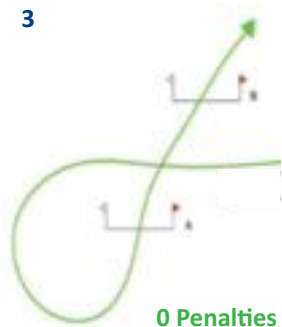
0 Penalties

2



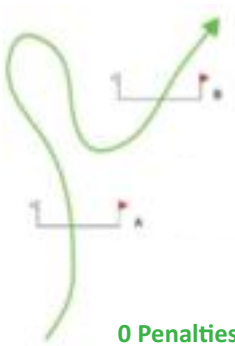
0 Penalties

3



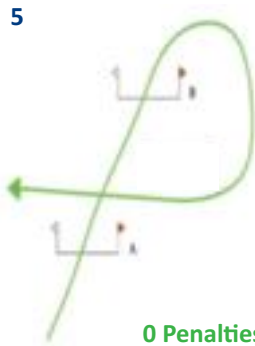
0 Penalties

4



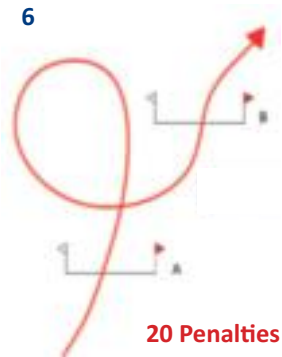
0 Penalties

5



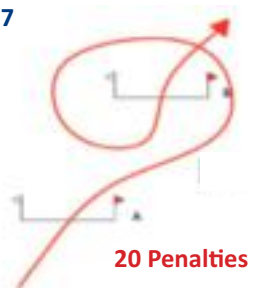
0 Penalties

6



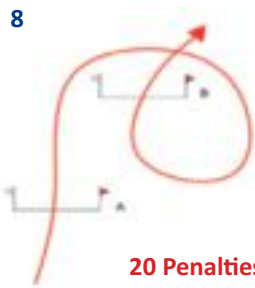
20 Penalties

7



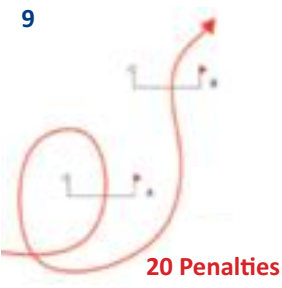
20 Penalties

8



20 Penalties

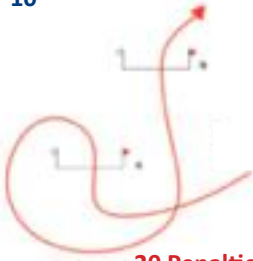
9



20 Penalties

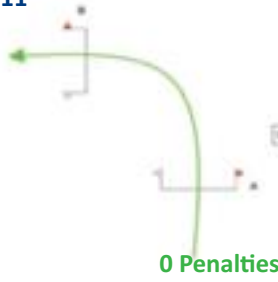


10



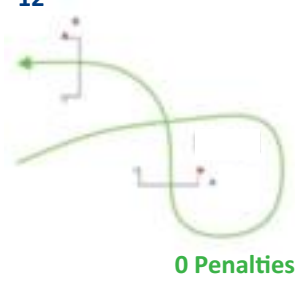
20 Penalties

11



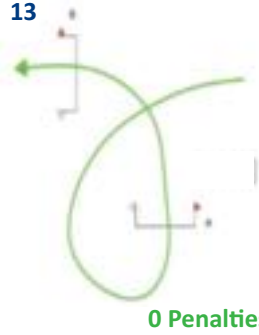
0 Penalties

12



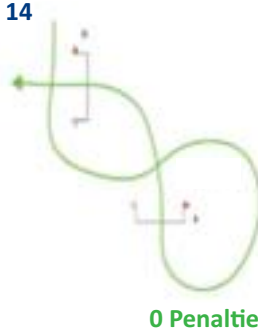
0 Penalties

13



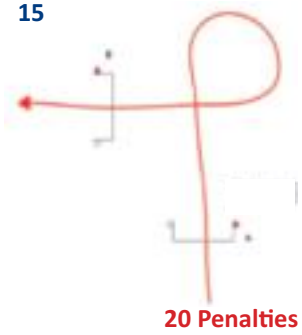
0 Penalties

14



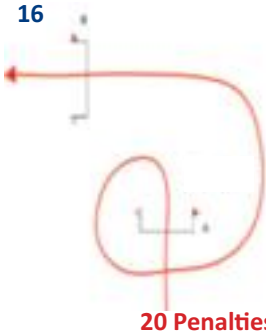
0 Penalties

15



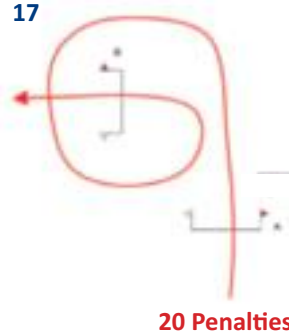
20 Penalties

16



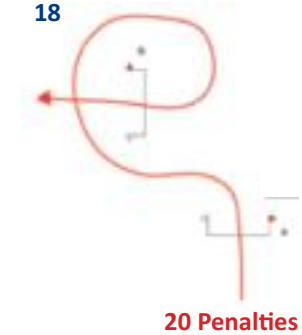
20 Penalties

17



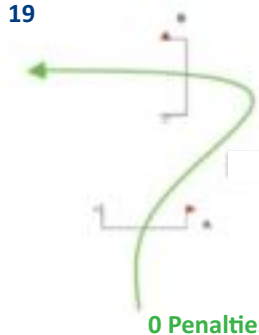
20 Penalties

18



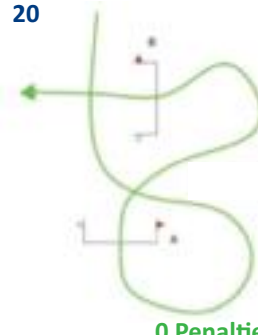
20 Penalties

19



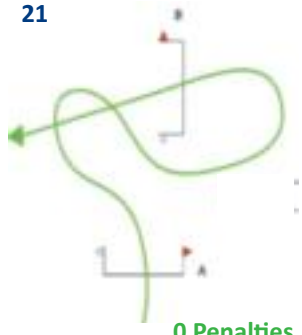
0 Penalties

20



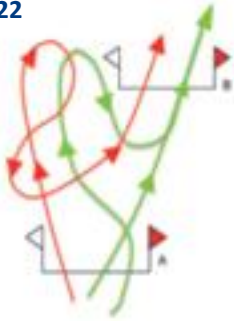
0 Penalties

21



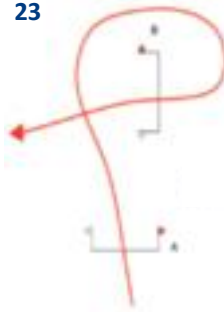
0 Penalties

22



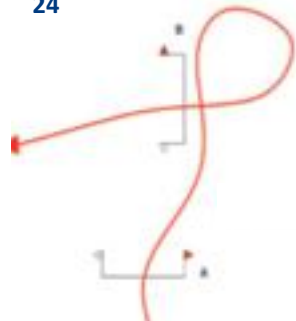
0 Penalties / 20 Penalties

23



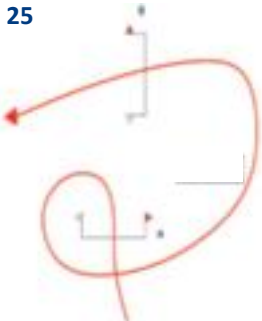
20 Penalties

24



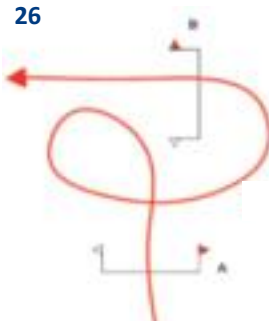
20 Penalties

25



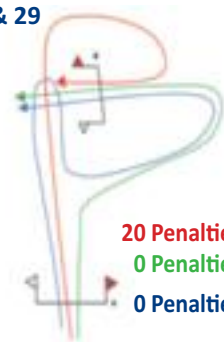
20 Penalties

26



20 Penalties

27 & 29



20 Penalties

0 Penalties

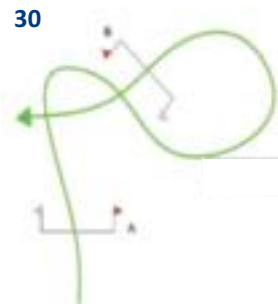
0 Penalties

28



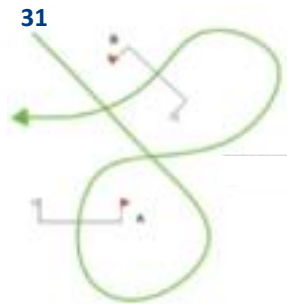
20 Penalties

30



0 Penalties

31



0 Penalties

**Diagram 27 & 29**


At an obstacle composed of several elements (A, B, C, etc.) a Horse will be penalised if it passes around the back of any element or circles between elements.

**Red route:** 20 penalties because it passes around the back of element B (crosses the entire projection of the back of element B).

**Green route:** Clear because it avoids passing around the back of element B (avoids to cross the entire projection of the back of element B).

**Blue route:** Clear because it avoids passing around the back of element B (crosses the entire projection of the back of element B but crosses back to avoid passing around the back of element B).

unlock your performance **ADVANTAge**...



**ADVANTA**

Engineered for perfect connection  
between you and your horse.

The Bates Advanta delivers an ultra-sensitive  
feel of your horse and effortless balance for you,  
so together you are poised for take-off and  
prepared for the unexpected.

Sharpen your reflexes and push your boundaries  
in your competitive **ADVANTAge**.



Official Partner of  
British Eventing



Official FEI  
Saddle Partner



Official Partner  
of the German  
Equestrian  
Federation (FN)



Official Saddle  
of the United  
States Eventing  
Association



Official Jumping  
Saddle of  
US Equestrian

**BATES**  
• SADDLES •

For more information visit [batessaddles.com](http://batessaddles.com)



@batessaddles

The rules for three day events are the same as those for one day events with the modifications set out below.

**Only Members who are eligible for Grassroots can enter the BE90 3DE class. Any other members wishing to compete at the 3DE must enter the BE90Open 3DE class.**

Element	BE90 3 Day Event (BE90 3DE)	BE90 Open 3 Day Event (BE90 Open 3DE)
Qualifying Criteria	<ul style="list-style-type: none"> <li>As a Combination, three (3) MERs (as defined in Rule 2.9.1) at BE90 or higher classes. <b>One (1) MERs must have been gained in the 12 months prior to the competition.</b></li> </ul>	
Qualifying Classes	<ul style="list-style-type: none"> <li>Any BE90 Class or above at BE ODE's</li> </ul>	
Qualifying Period	<ul style="list-style-type: none"> <li>None</li> </ul>	
Eligibility	<ul style="list-style-type: none"> <li>Grade 4 Horse only</li> </ul>	<ul style="list-style-type: none"> <li>All Grades of Horses</li> </ul>
	<ul style="list-style-type: none"> <li>Horses must be at least 6 Years Old to compete in these Classes</li> </ul>	
	<ul style="list-style-type: none"> <li>No Competitor may rider more than 3 Horses in the Road &amp; Tracks/Cross Country phase in one day.</li> </ul>	
Exclusions	<ul style="list-style-type: none"> <li>Riders who have completed an Advanced, 4* or 5* competition prior to the Ballot Date in the current season or in the four (4) immediately previous Seasons can only compete in the BE90 Open 3DE Class</li> </ul>	
Entry & Start Fees	<ul style="list-style-type: none"> <li>As per BE Rule Book for BE3DE Class</li> <li>Where 21 or fewer Combinations have entered Open 3DE Class on or before Ballot Date, the Entries may be incorporated into BE90 3DE Class and Combinations will run as Hors Concours. Riders will be refunded their Entry Fees should they choose not to accept this option</li> </ul>	
Balloting	<ul style="list-style-type: none"> <li>As per BE Rule Book Clause 4.4.3.3</li> </ul>	
Veterinary Inspections	<ul style="list-style-type: none"> <li>Two (2) veterinary inspections will take place which, if not passed, may result in elimination:               <ul style="list-style-type: none"> <li>During 10 minute compulsory halt between Cross Country phases C and D</li> <li>A trot-up inspection on the day of but before the Show Jumping phase starts</li> </ul> </li> </ul>	
Phase Order	<ul style="list-style-type: none"> <li>Dressage, followed by Cross Country, including Roads &amp; Tracks as well as Steeplechase, with Show Jumping as the last phase</li> <li>The three phases take place on consecutive days</li> </ul>	
Dressage	<ul style="list-style-type: none"> <li>BE Dressage Test 109 (2018)</li> </ul>	
Cross Country	<ul style="list-style-type: none"> <li>All Cross Country phases are independent of each other and thus the loss of time in one phase cannot be compensated for by the gain of time in another phase</li> <li>All four (4) Cross Country phases follow one another without interruption with compulsory breaks between various phases</li> <li>Combinations perform all Cross Country phases alone</li> <li>Exceeding the time limit in any phase will incur elimination</li> <li>The optimum time for each phase is calculated by dividing the distance by the speed as specified below</li> <li>Watches capable of being started, stopped and recording lapsed time are allowed</li> </ul>	

Element	BE90 3 Day Event (BE90 3DE)	BE90 Open 3 Day Event (BE90 Open 3DE)
<b>Cross Country – Phase A (Roads &amp; Tracks)</b>	<ul style="list-style-type: none"> <li>Distance: 3,520m – 4,400m</li> <li>Pace: BE Rule Book Clause 5.9 applies which may include dismounting and proceeding on foot beside their Horse at any time.</li> <li>Speed: 220 mpm</li> <li>Time: Time limit of 120% of the optimum time which if exceeded incurs elimination. Every second in excess of the optimum time incurs one (1) penalty</li> </ul>	
<b>Cross Country – Phase B (Steeplechase)</b>	<ul style="list-style-type: none"> <li>Phase B will start one (1) minute after the Competitor is scheduled to finish phase A. Except in exceptional circumstances, the time that the Combination finish phase A will have no bearing on the start time of phase B</li> <li>Distance: 1,375m – 1,650m</li> <li>Jumping Efforts: 4 – 6</li> <li>Obstacle Dimensions: 1.00m maximum brush height</li> <li>Pace: BE Rule Book Clause 5.9 applies but Riders must be mounted throughout and pass between the red and white flags</li> <li>Speed: 520 mpm</li> <li>Time: Time limit of 200% of the optimum time which if exceeded incurs elimination. Every second in excess of the optimum time incurs 0.8 penalties</li> </ul>	
<b>Cross Country – Phase C (Roads &amp; Tracks)</b>	<ul style="list-style-type: none"> <li>The actual finishing time of Phase B is the start time of phase C thus the optimum time for completing phase C is not affected by a gain or loss of time in completing phase B</li> <li>Distance: 4,000m – 6,400m</li> <li>Pace: BE Rule Book Clause 5.9 applies which may include dismounting and proceeding on foot beside their Horse at any time.</li> <li>Speed: 160 mpm</li> <li>Time: Time limit of 120% of the optimum time which if exceeded incurs elimination. Every second in excess of the optimum time incurs one (1) penalty</li> </ul>	
<b>Cross Country – Phase D (Cross Country)</b>	<ul style="list-style-type: none"> <li>A ten (10) minute compulsory halt for a veterinary inspection will take place before the start of phase D</li> <li>The start time of phase D is fixed thus any time gained in phases B and / or C will result in additional time added to the compulsory halt before start of phase D. The loss of time in phases B and / or C may result in the start time of phase D needing to be adjusted to allow for the ten (10) minute compulsory halt before the start of phase D</li> <li>Distance: 2,475m – 3,150m</li> <li>Jumping Efforts: 20 – 30</li> <li>Obstacle Dimensions: As per BE Rule Book Clause 6.3.5 for BE90 Classes</li> <li>Pace: BE Rule Book Clause 5.9 applies but Riders must be mounted between red and white flags</li> <li>Speed: 450 mpm</li> <li>Time: Time limit of 200% of the optimum time which if exceeded incurs elimination. Time penalties as per BE Rule Book Clause 6.3.10</li> </ul>	
<b>Show Jumping</b>	<ul style="list-style-type: none"> <li>Distance: 350m – 450m</li> <li>Fence Dimensions: As per BE Rule Book Clause 6.2.6.3 for BE90 with Championship technicality</li> <li>Jumping Efforts: 8 – 13</li> <li>Speed: 325 mpm</li> <li>Time: Time limit of 200% of the optimum time which if exceeded incurs elimination. Time penalties as per BE Rule Book Clause 6.3.10</li> </ul>	
<b>Prize Money</b>	<ul style="list-style-type: none"> <li>As per BE Rule Book for BE3DE Class</li> </ul>	

The rules for three day events are the same as those for one day events with the modifications set out below.

**Only Members who are eligible for Grassroots can enter the BE100 3DE class.  
Any other members wishing to compete at the 3DE must enter the BE100Open 3DE class.**

Element	BE100 3 Day Event (BE100 3DE)	BE100 Open 3 Day Event (BE100 Open 3DE)
Qualifying Criteria	<ul style="list-style-type: none"> <li>As a Combination, three (3) MERs (as defined in Rule 2.9.1) at BE100 or higher classes. <b>One (1) MERs must have been gained in the 12 months prior to the competition.</b></li> </ul>	
Qualifying Classes	<ul style="list-style-type: none"> <li>Any BE100 Class or above at BE ODE's</li> </ul>	
Qualifying Period	<ul style="list-style-type: none"> <li>None</li> </ul>	
Eligibility	<ul style="list-style-type: none"> <li>Grade 4 Horse only</li> </ul>	<ul style="list-style-type: none"> <li>All Grades of Horses</li> </ul>
	<ul style="list-style-type: none"> <li>Horses must be at least 6 Years Old to compete in these Classes</li> </ul>	
	<ul style="list-style-type: none"> <li>No Competitor may rider more than 3 Horses in the Road &amp; Tracks/Cross Country phase in one day.</li> </ul>	
Exclusions	<ul style="list-style-type: none"> <li>None</li> </ul>	
Entry & Start Fees	<ul style="list-style-type: none"> <li>As per BE Rule Book for BE3DE Class</li> <li>Where 21 or fewer Combinations have entered Open 3DE Class on or before Ballot Date, the Entries may be incorporated into BE100 3DE Class and Combinations will run as Horse Concur. Riders will be refunded their Entry Fees should they choose not to accept this option</li> </ul>	
Balloting	<ul style="list-style-type: none"> <li>As per BE Rule Book Clause 4.4.3.3</li> </ul>	
Veterinary Inspections	<ul style="list-style-type: none"> <li>Two (2) veterinary inspections will take place which, if not passed, may result in elimination:                             <ul style="list-style-type: none"> <li>During 10 minute compulsory halt between Cross Country phases C and D</li> <li>A trot-up inspection on the day of but before the Show Jumping phase starts</li> </ul> </li> </ul>	
Phase Order	<ul style="list-style-type: none"> <li>Dressage, followed by Cross Country, including Roads &amp; Tracks as well as Steeplechase, with Show Jumping as the last phase</li> <li>The three phases take place on consecutive days</li> </ul>	
Dressage	<ul style="list-style-type: none"> <li>BE Dressage Test 109 (2018)</li> </ul>	
Cross Country	<ul style="list-style-type: none"> <li>All Cross Country phases are independent of each other and thus the loss of time in one phase cannot be compensated for by the gain of time in another phase</li> <li>All four (4) Cross Country phases follow one another without interruption with compulsory breaks between various phases</li> <li>Combinations perform all Cross Country phases alone</li> <li>Exceeding the time limit in any phase will incur elimination</li> <li>The optimum time for each phase is calculated by dividing the distance by the speed as specified below</li> <li>Watches capable of being started, stopped and recording lapsed time are allowed</li> </ul>	

Element	BE100 3 Day Event (BE100 3DE)	BE100 Open 3 Day Event (BE100 Open 3DE)
<b>Cross Country – Phase A (Roads &amp; Tracks)</b>	<ul style="list-style-type: none"> <li>Distance: 3,520m – 4,400m</li> <li>Pace: BE Rule Book Clause 5.9 applies which may include dismounting and proceeding on foot beside their Horse at any time.</li> <li>Speed: 220 mpm</li> <li>Time: Time limit of 120% of the optimum time which if exceeded incurs elimination. Every second in excess of the optimum time incurs one (1) penalty</li> </ul>	
<b>Cross Country – Phase B (Steeplechase)</b>	<ul style="list-style-type: none"> <li>Phase B will start one (1) minute after the Competitor is scheduled to finish phase A. Except in exceptional circumstances, the time that the Combination finish phase A will have no bearing on the start time of phase B</li> <li>Distance: 1,375m – 1,650m</li> <li>Jumping Efforts: 4 – 6</li> <li>Obstacle Dimensions: 1.00m maximum brush height</li> <li>Pace: BE Rule Book Clause 5.9 applies but Riders must be mounted throughout and pass between the red and white flags</li> <li>Speed: 550 mpm</li> <li>Time: Time limit of 200% of the optimum time which if exceeded incurs elimination. Every second in excess of the optimum time incurs 0.8 penalties</li> </ul>	
<b>Cross Country – Phase C (Roads &amp; Tracks)</b>	<ul style="list-style-type: none"> <li>The actual finishing time of Phase B is the start time of phase C thus the optimum time for completing phase C is not affected by a gain or loss of time in completing phase B</li> <li>Distance: 4,000m – 6,400m</li> <li>Pace: BE Rule Book Clause 5.9 applies which may include dismounting and proceeding on foot beside their Horse at any time.</li> <li>Speed: 160 mpm</li> <li>Time: Time limit of 120% of the optimum time which if exceeded incurs elimination. Every second in excess of the optimum time incurs one (1) penalty</li> </ul>	
<b>Cross Country – Phase D (Cross Country)</b>	<ul style="list-style-type: none"> <li>A ten (10) minute compulsory halt for a veterinary inspection will take place before the start of phase D</li> <li>The start time of phase D is fixed thus any time gained in phases B and / or C will result in additional time added to the compulsory halt before start of phase D. The loss of time in phases B and / or C may result in the start time of phase D needing to be adjusted to allow for the ten (10) minute compulsory halt before the start of phase D</li> <li>Distance: 2,475m – 3,150m</li> <li>Jumping Efforts: 20 – 30</li> <li>Obstacle Dimensions: As per BE Rule Book Clause 6.3.5 for BE100 Classes</li> <li>Pace: BE Rule Book Clause 5.9 applies but Riders must pass between red and white flags</li> <li>Speed: 475 mpm</li> <li>Time: Time limit of 200% of the optimum time which if exceeded incurs elimination. Time penalties as per BE Rule Book Clause 6.3.10</li> </ul>	
<b>Show Jumping</b>	<ul style="list-style-type: none"> <li>Distance: 350m – 450m</li> <li>Fence Dimensions: As per BE Rule Book Clause 6.2.6.3 for BE100 Plus</li> <li>Jumping Efforts: 8 – 13</li> <li>Speed: 325 mpm</li> <li>Time: Time limit of 200% of the optimum time which if exceeded incurs elimination. Time penalties as per BE Rule Book Clause 6.3.10</li> </ul>	
<b>Prize Money</b>	<ul style="list-style-type: none"> <li>As per BE Rule Book for BE3DE Class</li> </ul>	

## ANNEX 6

### CHAMPIONSHIPS, QUALIFIERS & SERIES

#### 1. General:

- 1.1 All Championships, Qualifiers & Series will be organised and administered in accordance with the rules of British Eventing
- 1.2 Qualifications will not pass down the line unless specifically stated in a Championship, Qualifiers & Series.
- 1.3 Where percentages are used to determine qualifying places these will be rounded up to the nearest whole number when the fraction is 0.50 or greater and down to the nearest whole number when the fraction is 0.49 or less.
- 1.4 Hors Concours (HC) Competitors will not be included in the “number of eligible Starters” when calculating qualifying places
- 1.5 Horses must have a correct Season Ticket and Competitors must be Introductory, Standard or Premier Members with British Eventing at the time of entry for all Championship.
- 1.6 a. References made in this Annex to “All” Classes at a particular level refers to all Classes that carry the label of the particular level. For example, “All BE90 Classes” refers to BE90, BE90Open & BE90u18.
  - b. “Restricted” Classes refers to all those Classes that within “All” Classes at a particular level are limited in their accessibility. For example, “Restricted BE90 Classes refers to BE90Open & BE90u18.  
**See individual Championships for qualifying classes.**
  - c. **Any GOBE, PCArea & RCArea competitions do not count as qualifications for any Championships.**
- 1.7 One (1) Qualification entitles the Rider to one (1) run at the subsequent Championship for which the qualification applies.
- 1.8 A Double Clear is defined as one in which no show Jumping penalties (jumping or time) and no Cross Country penalties (jumping only) have been incurred.
- 1.9 To verify your qualification for a Championship, Series or Qualifier, please look at the Qualification Checker which can be found on the front page of the BE website.
- 1.10 **All qualifications for Championships are as a Horse & Rider combination unless stated in the individual Championship Rules.**

#### 2. Entries:

- 2.1 The onus rests with the Competitor to enter for each relevant Event.
- 2.2 At the time of entry to a Championship, Series or Qualifier, the entry is not accepted until the validation has taken place to ensure that the entry (Horse & Rider) are eligible. This may not take place until after the Ballot date/Entries Closing date.



## BE80 Regional &amp; National Championship

	BE80 Regional Championship	BE80 National Championship
Qualifying Criteria	<ul style="list-style-type: none"> <li>Any Combination with two (2) Double clears achieved in any BE80 Section</li> </ul> = 1 qualification <ul style="list-style-type: none"> <li><b>Any Combination finishing in the Top 20% of any Qualifying Class</b></li> </ul>	<ul style="list-style-type: none"> <li>A minimum of top <b>20%</b> from the Regional Championship sections.</li> <li>The top 5 combinations in the BE80 league and not already qualified will qualify for the NC.</li> <li>BE reserves the right to determine the final qualifying percentages and to top up from the National Grassroots OBP Leagues within the BE Stats Centre at the end of the preceding season.</li> </ul>
Qualifying Classes	<ul style="list-style-type: none"> <li>Any BE80 Class at BE ODE's <b>except</b>:               <ul style="list-style-type: none"> <li>2023 National Qualifiers</li> <li>Any BE80Ou18 classes</li> </ul> </li> </ul>	<ul style="list-style-type: none"> <li>The BE80 National Championships will be held in 2025</li> </ul>
Qualifying Period	<ul style="list-style-type: none"> <li>1<sup>st</sup> June 2023 up until the time of entry into a Regional Championship in 2024</li> </ul>	
Eligibility	<ul style="list-style-type: none"> <li>Qualified Combinations can choose any Regional Championship</li> <li>Each horse and rider must be eligible to compete in the relevant Regional Championship class at the time of the competition.</li> </ul>	
	<ul style="list-style-type: none"> <li><b>Horses must be Grade 4</b></li> <li>Horses must be at least 5 Years old.</li> <li>Horses must be ridden by the Rider who achieved the qualification with substitutions not permitted.</li> <li>Riders need to be Introductory, Standard or Premier BE Member and Horses must possess a Season or Half Season Pass.</li> <li>Each horse and rider must be eligible to compete in the relevant Championship class at the time of the competition.</li> <li>Combinations who have gained Foundation Points in any BE100 class are <b>not</b> eligible.</li> <li>Riders <b>must not</b> have completed (i.e. finished) at Intermediate or higher for the current or preceding <b>four (4)</b> calendar years.</li> </ul>	
Entry & Start Fees	<ul style="list-style-type: none"> <li>As per BE Rule Book for Novice Class</li> </ul>	
Balloting	<ul style="list-style-type: none"> <li>All qualifying Entries will be accepted if at all possible but if balloting is necessary, this will follow Clause 4.4.3.3.1 (without the age restriction) and thereafter on a postcode basis</li> </ul>	
Phase Order	<ul style="list-style-type: none"> <li>Dressage, followed by Show Jumping with Cross Country as the last phase</li> </ul>	
Dressage	<ul style="list-style-type: none"> <li>BE90 Championship Dressage Test 98 (2018) – will be judged by two BD Judges</li> </ul>	
Show Jumping	<ul style="list-style-type: none"> <li>As per BE Rule Book BE80 with two (2) jumps at 90cm</li> </ul>	
Cross Country	<ul style="list-style-type: none"> <li>BE80 with Championship Technicality</li> <li>20 – 29 jumping efforts over 2,000 to 2,900 m track</li> </ul>	
Prize Money	<ul style="list-style-type: none"> <li>As per BE Rule Book for Novice Class</li> <li>Prizes in kind may be offered in addition to prize money</li> </ul>	<ul style="list-style-type: none"> <li>As per BE Rule Book for Novice Class</li> </ul>
Champion	<ul style="list-style-type: none"> <li>The highest placed Combination from the relevant section or from all sections combined will be crowned as the BE80 Regional Champion</li> </ul>	<ul style="list-style-type: none"> <li>The highest placed Combination will be crowned as the British Eventing BE80 National Champion</li> </ul>

## BE90 Regional & National Championship

	BE90 Regional Championship	BE90 National Championship
<b>Qualifying Criteria</b>	<ul style="list-style-type: none"> <li>Any Combination with two (2) Double Clears achieved in any                             <ul style="list-style-type: none"> <li>BE90, BE90Open or</li> <li>BE90 3DE in 2023 outside the top 20% of starters or</li> <li>BE90 Scottish Championship in 2023 outside the top 20% of starters</li> </ul>                             = 1 qualification                         </li> <li><b>Any Combination finishing in the Top 20% of any Qualifying Class provided that they have not gained a direct qualification to the BE90 Championships</b></li> </ul>	<ul style="list-style-type: none"> <li>A minimum of top <b>10%</b> of BE90 Regional Championship sections</li> <li>Direct Qualification:                             <ul style="list-style-type: none"> <li>Top 10% of BE90 3DE 2024</li> <li>Top 20% of BE90 Scottish Championship 2024</li> </ul> </li> <li>BE reserves the right to determine the final qualifying percentages and to top up from the National Grassroots OBP Leagues within the BE Stats Centre at the end of the preceding season.</li> </ul>
<b>Qualifying Classes</b>	<ul style="list-style-type: none"> <li>Any BE90 Classes at BE ODE's including BE90 3DE &amp; BE90 Scottish Championships <u>except</u>:                             <ul style="list-style-type: none"> <li>Any BE90Ou18 Classes</li> <li>Any 2023 National Qualifiers</li> <li>Any Regional Championship classes</li> </ul> </li> </ul>	<ul style="list-style-type: none"> <li>The BE90 National Championships will be held in 2025</li> </ul>
<b>Qualifying Period</b>	<ul style="list-style-type: none"> <li>1<sup>st</sup> June 2023 up until the time of entry into a Regional Championship in 2024.</li> </ul>	
<b>Eligibility</b>	<ul style="list-style-type: none"> <li>Qualified Combinations may choose any Regional Championship</li> <li>Each horse and rider must be eligible to compete in the relevant Regional Championship class at the time of the competition.</li> </ul>	
	<ul style="list-style-type: none"> <li><b>Horses must be Grade 4</b></li> <li>Horses must be at least 5 years old.</li> <li>Horses must be ridden by the Rider who achieved the qualification with substitutions not permitted</li> <li>Riders need to be Introductory, Standard or Premier BE Member and Horses must possess a Season or Half Season Pass</li> <li>Each horse and rider must be eligible to compete in the relevant Championship class at the time of the competition.</li> <li>Riders <b>must not</b> have completed (i.e. finished) at Intermediate or higher for the current or preceding <b>four (4)</b> calendar years.</li> </ul>	
<b>Entry &amp; Start Fees</b>	<ul style="list-style-type: none"> <li>As per BE Rule Book for Novice Class</li> </ul>	
<b>Balloting</b>	<ul style="list-style-type: none"> <li>All qualifying Entries will be accepted if at all possible but if balloting is necessary, this will follow Clause 4.4.3.3.1 (without the age restriction) and thereafter on a postcode basis</li> </ul>	
<b>Phase Order</b>	<ul style="list-style-type: none"> <li>Dressage, followed by Show Jumping with Cross Country as the last phase</li> </ul>	
<b>Dressage</b>	<ul style="list-style-type: none"> <li>BE90 Championship Dressage Test 98 (2018) – will be judged by two BD Judges</li> </ul>	
<b>Show Jumping</b>	<ul style="list-style-type: none"> <li>As per BE Rule Book for BE90 with two (2) jumps at 1.00m</li> </ul>	
<b>Cross Country</b>	<ul style="list-style-type: none"> <li>BE90 with Championship Technicality</li> <li>20 – 30 jumping efforts over 2,000 to 3,000 m track</li> </ul>	
<b>Prize Money</b>	<ul style="list-style-type: none"> <li>As per BE Rule Book for Novice Class</li> <li>Prizes in kind may be offered in addition to prize money</li> </ul>	<ul style="list-style-type: none"> <li>As per BE Rule Book for Novice Class</li> </ul>
<b>Champion</b>	<ul style="list-style-type: none"> <li>The highest placed Combination from the relevant section or from all sections combined will be crowned as the BE90 Regional Champion.</li> </ul>	<ul style="list-style-type: none"> <li>The highest placed Combination will be crowned as the British Eventing BE90 National Champion</li> </ul>

**BE100 Regional & National Championship**

	<b>BE100 Regional Championship</b>	<b>BE100 National Championship</b>
<b>Qualifying Criteria</b>	<ul style="list-style-type: none"> <li>Any Combination with two (2) Double Clears achieved in any               <ul style="list-style-type: none"> <li>BE100, BE100Open class or BE100 Plus Class</li> <li>BE100 3DE in 2023 outside the top 20% of starters or</li> <li>BE100 Scottish Championship in 2023 outside the top 20% of starters</li> </ul> </li> <li>= 1 qualification</li> <li><b>Any Combination finishing in the Top 20% of any Qualifying Class provided that they have not gained a direct qualification to the BE100 Championships</b></li> </ul>	<ul style="list-style-type: none"> <li>A minimum of top <b>20%</b> of BE100 Regional Championship sections</li> <li>Direct qualification:               <ul style="list-style-type: none"> <li>Top 10%of BE100 3DE 2024</li> <li>Top 20% of BE100 Scottish Championship 2024</li> </ul> </li> <li>BE reserves the right to determine the final qualifying percentages and to top up from the National Grassroots OBP Leagues within the BE Stats Centre at the end of the preceding season.</li> </ul>
<b>Qualifying Classes</b>	<ul style="list-style-type: none"> <li>Any BE100, BE100 Plus Classes at BE ODE's including BE100 3DE &amp; BE100 Scottish Championships <b>except</b>:               <ul style="list-style-type: none"> <li>Any BE100Ou18 Classes</li> <li>Any 2023 National Qualifiers</li> <li>Any Regional Championship classes</li> </ul> </li> </ul>	<ul style="list-style-type: none"> <li>The BE100 National Championship will be held in 2025</li> </ul>
<b>Qualifying Period</b>	<ul style="list-style-type: none"> <li>1<sup>st</sup> June 2023 up until the time of entry into a Regional Championship in 2024</li> </ul>	
<b>Eligibility</b>	<ul style="list-style-type: none"> <li>Qualified Combinations may choose any Regional Championship</li> <li>Each horse and rider must be eligible to compete in the relevant Regional Championship class at the time of the competition.</li> <li>Horses must be Grade 4 at Ballot date of the Regional Championship</li> </ul>	<ul style="list-style-type: none"> <li>Grade 4 and Grade 3 horses with a maximum of seven (7) Grading Points earned between the Ballot Date of the Regional Championship where the qualifying result was achieved and the date of the National Championship</li> </ul>
	<ul style="list-style-type: none"> <li>Horses must be at least 5 Years old.</li> <li>Horses must be ridden by the Rider who achieved the qualification with substitutions not permitted</li> <li>Riders need to be Introductory, Standard or Premier BE Member and Horses must possess a Season or Half Season Pass</li> <li>Each horse and rider must be eligible to compete in the relevant Championship class at the time of the competition.</li> <li>Riders <b>must not</b> have completed (i.e. finished) at Intermediate or higher for the current or preceding <b>four (4)</b> calendar years.</li> </ul>	
<b>Entry &amp; Start Fees</b>	<ul style="list-style-type: none"> <li>As per BE Rule Book for Novice Class</li> </ul>	
<b>Balloting</b>	<ul style="list-style-type: none"> <li>All qualifying Entries will be accepted if at all possible but if balloting is necessary, this will follow Clause 4.4.3.3.1 (without the age restriction) and thereafter on a postcode basis</li> </ul>	
<b>Phase Order</b>	<ul style="list-style-type: none"> <li>Dressage, followed by Show Jumping with Cross Country as the last phase</li> </ul>	
<b>Dressage</b>	<ul style="list-style-type: none"> <li>BE100 Championship Dressage Test 109 (2018) - will be judged by two BD Judges</li> </ul>	
<b>Show Jumping</b>	<ul style="list-style-type: none"> <li>As per BE Rule Book for BE100 with a maximum height of 1.05m</li> </ul>	
<b>Cross Country</b>	<ul style="list-style-type: none"> <li>BE100 with Championship Technicality</li> <li>20 – 30 jumping efforts over 2,000 to 3,000 m track</li> </ul>	
<b>Prize Money</b>	<ul style="list-style-type: none"> <li>As per BE Rules for Novice Class</li> <li>Prizes in kind may be offered in addition to prize money</li> </ul>	<ul style="list-style-type: none"> <li>As per BE Rule Book for Novice Class</li> </ul>
<b>Champion</b>	<ul style="list-style-type: none"> <li>The highest placed Combination from the relevant section or from all sections combined will be crowned as the BE100 Regional Champion.</li> </ul>	<ul style="list-style-type: none"> <li>The highest placed Combination will be crowned as the British Eventing BE100 National Champion</li> </ul>

## British Eventing Series - Novice Masters

BE Series - Novice Masters	
<b>Qualifying Criteria</b>	<ul style="list-style-type: none"> <li>• Combinations achieving either:               <ul style="list-style-type: none"> <li>○ One (1) finishing result in top 25% of Dressage Starters in each Section or Class</li> <li>○ Two (2) Double Clears outside of the top 25% of dressage starters</li> </ul> </li> </ul>
<b>Qualifying Classes</b>	<ul style="list-style-type: none"> <li>• All BE Novice, 2*S or 2*L Classes except for ON 18u and Pony Restricted Classes</li> </ul>
<b>Qualifying Period</b>	<ul style="list-style-type: none"> <li>• Starts at the beginning of the previous season.</li> <li>• Cut off is the date of the event. Qualification must have been gained at point of entry.</li> </ul>
<b>Eligibility</b>	<ul style="list-style-type: none"> <li>• Each Horse &amp; Rider must be eligible to ride at Intermediate Novice level at the at the time of the Competition</li> <li>• Riders must be at least in the year of their 19th birthday</li> <li>• Combinations may compete in one (1) Novice Masters Class for each qualifying ticket that they have achieved</li> <li>• All u18 or Pony Restricted Classes are excluded from this Series</li> </ul>
<b>Exclusions</b>	<ul style="list-style-type: none"> <li>• Riders must not have completed at Advanced or 4* in the current &amp; preceding 2 seasons</li> <li>• Riders must not have completed at 5* in the current &amp; preceding 5 seasons</li> </ul>
<b>Entry &amp; Start Fees</b>	<ul style="list-style-type: none"> <li>• As per BE Rule Book for Intermediate Novice Class</li> </ul>
<b>Balloting</b>	<ul style="list-style-type: none"> <li>• As per BE Rule Book Clause 4.4.3.3</li> </ul>
<b>Phase Order</b>	<ul style="list-style-type: none"> <li>• Dressage, followed by Show Jumping with Cross Country as the last phase</li> </ul>
<b>Dressage</b>	<ul style="list-style-type: none"> <li>• Where 21 or more Combinations have entered on or before Ballot Date, BE Novice Masters Dressage Test 133</li> <li>• Where 20 or fewer Combinations have entered on or before Ballot Date, Novice Masters may be incorporated into an existing Intermediate Novice or Novice Class. <b>Permission must be sought from the Chief Executive before this is done.</b></li> <li>• Tails may be worn if desired but not compulsory</li> </ul>
<b>Show Jumping</b>	<ul style="list-style-type: none"> <li>• As per BE Rule Book for Intermediate Novice except that the maximum SJ height to be 1.15m throughout the entire course</li> </ul>
<b>Cross Country</b>	<ul style="list-style-type: none"> <li>• As per BE Rule Book for Intermediate Novice Class</li> </ul>
<b>Prize Money</b>	<ul style="list-style-type: none"> <li>• As per BE Rule Book for Intermediate Novice Class</li> </ul>

## British Eventing Championships – Restricted Novice &amp; Novice

	Restricted Novice Championship	Novice Championship
<b>Qualifying Criteria</b>	<ul style="list-style-type: none"> <li>Top 15% of any Qualifying Class</li> <li>Combinations with four (4) Double Clears</li> </ul>	<ul style="list-style-type: none"> <li>Top 15% in Qualifying Classes</li> </ul>
<b>Qualifying Classes</b>	<ul style="list-style-type: none"> <li>Any Novice, Open Novice, Intermediate Novice, Novice Masters, CCI2*S or CCI2*L Section</li> <li>All u18 or Pony Restricted Classes are excluded from these Championships</li> </ul>	
<b>Qualifying Period</b>	<ul style="list-style-type: none"> <li>4th July 2023 to 2nd July 2024</li> </ul>	
<b>Eligibility</b>	<ul style="list-style-type: none"> <li>Grade 1, 2, 3 or 4 Horses</li> <li>Each Horse &amp; Rider must be eligible to ride at Novice level at the time of entry to the Competition</li> <li>No substitution of Rider can be made</li> </ul>	<ul style="list-style-type: none"> <li>Horses must be Grade 2, 3 or 4 at the start of the Qualifying Competition</li> <li>Each Horse &amp; Rider must be eligible to ride at Open Intermediate level at the time of entry to the Championship</li> <li>Horse &amp; Rider must have 1 MER at either Intermediate or CCI2*L at the time of entering the Novice Championship</li> <li>Substitution of Rider can only be made with permission from the CEO</li> </ul>
<b>Exclusions</b>	<ul style="list-style-type: none"> <li>Riders must not have completed an Advanced Class, 4* or 5* in the current or preceding ten (10) seasons</li> <li>Riders must not have been placed in the Top 25% of an Intermediate Class, 3* or higher in the current or preceding five (5) seasons</li> </ul>	<ul style="list-style-type: none"> <li>Horse qualified for the Open Championship are not eligible to compete in Novice Championship</li> </ul>
<b>Entry &amp; Start Fees</b>	<ul style="list-style-type: none"> <li>As per BE Rule Book for Novice Class</li> </ul>	<ul style="list-style-type: none"> <li>As per BE Rule Book for Intermediate Class</li> </ul>
<b>Balloting</b>	<ul style="list-style-type: none"> <li>All qualifying Entries will be accepted if at all possible but if balloting is necessary, this will be done in the first instance as per Clause 4.4.3.3.1 (without the age restriction and reference to Youth Officials)</li> </ul>	
<b>Phase Order</b>	<ul style="list-style-type: none"> <li>Dressage, followed by Show Jumping with Cross Country as the last phase</li> </ul>	
<b>Dressage</b>	<ul style="list-style-type: none"> <li>BE Novice Dressage Test 113 (2009)</li> </ul>	<ul style="list-style-type: none"> <li>BE Open Intermediate Dressage Test 116 (2016)</li> </ul>
<b>Show Jumping</b>	<ul style="list-style-type: none"> <li>As per BE Rule Book for Novice Class</li> </ul>	<ul style="list-style-type: none"> <li>As per BE Rule Book for Intermediate Class</li> </ul>
<b>Cross Country</b>	<ul style="list-style-type: none"> <li>As per BE Rule Book for Novice Class</li> </ul>	<ul style="list-style-type: none"> <li>As per BE Rule Book for Intermediate Class</li> </ul>
<b>Prize Money</b>	<ul style="list-style-type: none"> <li>As per BE Rule Book for Novice Class</li> </ul>	<ul style="list-style-type: none"> <li>As per BE Rule Book for Intermediate Class</li> </ul>
<b>Champion</b>	<ul style="list-style-type: none"> <li>The highest placed Combination will be crowned as the British Eventing Restricted Novice Champion</li> </ul>	<ul style="list-style-type: none"> <li>The highest placed Combination will be crowned as the British Eventing Novice Champion</li> </ul>

## British Eventing Championships – Intermediate & Open

	Intermediate Championship	Open Championship
<b>Qualifying Criteria</b>	<ul style="list-style-type: none"> <li>1<sup>st</sup> through 5<sup>th</sup> placing in any Qualifying Class</li> <li>Top 20% of Horses at any CCI3*L</li> </ul>	<ul style="list-style-type: none"> <li>1<sup>st</sup> through 10<sup>th</sup> placing in an Advanced Section</li> <li>1<sup>st</sup> through 15<sup>th</sup> placing in any CCI4*S</li> <li>1<sup>st</sup> through 20<sup>th</sup> placing in any CCI4*L</li> </ul>
<b>Qualifying Classes</b>	<ul style="list-style-type: none"> <li>Any Intermediate, Open Intermediate, Olu21, Intermediate Masters, Advanced Intermediate or CCI3*S Section</li> </ul>	<ul style="list-style-type: none"> <li>See above</li> </ul>
<b>Qualifying Period</b>	<ul style="list-style-type: none"> <li>4th July 2023 to 2nd July 2024</li> </ul>	<ul style="list-style-type: none"> <li>1st June 2022 to 2nd July 2024</li> </ul>
<b>Eligibility</b>	<p><b>At the time of entering for the Intermediate Championship,</b></p> <ul style="list-style-type: none"> <li>Both Horse &amp; Rider must be eligible to ride at Advanced level as per Rule 2.9.5</li> <li>Horses must be either: <ul style="list-style-type: none"> <li>Grade 1 or</li> <li>Grade 2 or</li> <li>Qualified for CCI4*S with the rider</li> </ul> </li> </ul>	<ul style="list-style-type: none"> <li>Both Horse &amp; Rider need to achieve the Qualifying Criteria but not necessarily as a combination</li> </ul>
<b>Exclusions</b>	<ul style="list-style-type: none"> <li>Horses must not have been placed in top 10 in any CCI4*L or CCI5*L prior to <b>entering</b> the Intermediate Championship</li> </ul>	
<b>Entry &amp; Start Fees</b>	<ul style="list-style-type: none"> <li>As per BE Rule Book for Advanced Class</li> </ul>	<ul style="list-style-type: none"> <li>As per BE Rule Book for Advanced Class</li> </ul>
<b>Balloting</b>	<ul style="list-style-type: none"> <li>All qualifying Entries will be accepted if at all possible but if balloting is necessary, this will follow Clause 4.4.3.2</li> </ul>	
<b>Phase Order</b>	<ul style="list-style-type: none"> <li>Dressage, followed by Show Jumping with Cross Country as the last phase</li> </ul>	
<b>Dressage</b>	<ul style="list-style-type: none"> <li>Any BE Advanced Intermediate Dressage Test</li> </ul>	<ul style="list-style-type: none"> <li>Any BE Advanced Dressage Test</li> </ul>
<b>Show Jumping</b>	<ul style="list-style-type: none"> <li>As per BE Rule Book for Advanced Class</li> </ul>	<ul style="list-style-type: none"> <li>As per BE Rule Book for Advanced Class</li> </ul>
<b>Cross Country</b>	<ul style="list-style-type: none"> <li>As per BE Rule Book for Advanced Class with Championship technicality</li> </ul>	<ul style="list-style-type: none"> <li>As per BE Rule Book for Advanced Class with Championship technicality</li> </ul>
<b>Prize Money</b>	<ul style="list-style-type: none"> <li>As per BE Rule Book for Advanced Class</li> </ul>	<ul style="list-style-type: none"> <li>As per BE Rule Book for Advanced Class</li> </ul>
<b>Champion</b>	<ul style="list-style-type: none"> <li>The highest placed Combination will be crowned as the British Eventing Intermediate Champion</li> </ul>	<ul style="list-style-type: none"> <li>The highest placed Combination in will be crowned as the British Eventing Open Champion</li> </ul>

## British Eventing Championships – 5-Year-Old, 6-Year-Old &amp; 7-Year-Old Young Horse

	BE Young Horse 5-Year-Old (5YO) Championship	BE Young Horse 6-Year-Old (6YO) Championship	BE Young Horse 7-Year-Old (7YO) Championship
<b>Qualifying Criteria</b>	<ul style="list-style-type: none"> <li>Horse - from the beginning of the calendar year in which the Horse reaches the age of five.</li> <li>x2 MERs at BE100 /BE100 PLUS</li> </ul>	<ul style="list-style-type: none"> <li>Horse - from the beginning of the calendar year in which the Horse reaches the age of six.</li> <li>Any Combinations qualified to run at CCI2*S Class</li> <li>Horses must have a minimum of one (1) BE Grading Point by the <b>time of entering</b> of the Championships</li> </ul>	<ul style="list-style-type: none"> <li>Horse - from the beginning of the calendar year in which the Horse reaches the age of seven.</li> <li>Any Combinations qualified to run at CCI3*S level</li> </ul>
<b>Qualifying Classes</b>	<ul style="list-style-type: none"> <li>Any BE100 Classes at BE ODE's including except: <ul style="list-style-type: none"> <li>BE100 u18</li> <li>National Qualifiers &amp; Area Championship Classes</li> </ul> </li> </ul>	<ul style="list-style-type: none"> <li>None</li> </ul>	<ul style="list-style-type: none"> <li>None</li> </ul>
<b>Eligibility</b>	<ul style="list-style-type: none"> <li>At the time of entering the Championship: <ul style="list-style-type: none"> <li>Each Horse must have at least one (1) Foundation Point</li> <li>Horse &amp; Rider must have 2 MERs at BE100 or BE100PLUS</li> </ul> </li> </ul>		
<b>Entry &amp; Start Fees</b>	<ul style="list-style-type: none"> <li>As per BE Rule Book for BE105 Class</li> </ul>	<ul style="list-style-type: none"> <li>As per BE Rule Book for CCI2*S Class</li> </ul>	<ul style="list-style-type: none"> <li>As per BE Rule Book for CCI3*S Class</li> </ul>
<b>Balloting</b>	<ul style="list-style-type: none"> <li>All qualifying Entries will be accepted if at all possible but if balloting is necessary, this will be done in the first instance as per Clause 4.4.3.2</li> </ul>	<ul style="list-style-type: none"> <li>All qualifying Entries will be accepted if at all possible but if balloting is necessary, this will be done as per FEI Schedule</li> </ul>	
<b>Phase Order</b>	<ul style="list-style-type: none"> <li>Dressage, followed by Show Jumping with Cross Country as the last phase</li> </ul>	<ul style="list-style-type: none"> <li>Dressage, followed by Cross Country with Show Jumping as the last phase</li> </ul>	
<b>Dressage</b>	<ul style="list-style-type: none"> <li>see Event Schedule (CCI1* test)</li> </ul>	<ul style="list-style-type: none"> <li>see Event schedule</li> </ul>	<ul style="list-style-type: none"> <li>see Event schedule</li> </ul>
<b>Show Jumping</b>	<ul style="list-style-type: none"> <li>As per BE Rulebook for BE105 class</li> </ul>	<ul style="list-style-type: none"> <li>As per FEI Rules for CCI2*S Class</li> </ul>	<ul style="list-style-type: none"> <li>As per FEI Rules for CCI3*S Class</li> </ul>
<b>Cross Country</b>	<ul style="list-style-type: none"> <li>As per BE Rulebook for BE105 class</li> </ul>	<ul style="list-style-type: none"> <li>As per FEI Rules for CCI2*S Class</li> </ul>	<ul style="list-style-type: none"> <li>As per FEI Rules for CCI3*S Class</li> </ul>
<b>Prize Money</b>	<ul style="list-style-type: none"> <li>As per BE Rulebook for BE105 class</li> </ul>	<ul style="list-style-type: none"> <li>As per FEI Rules for CCI2*S Class</li> </ul>	<ul style="list-style-type: none"> <li>As per FEI Rules for CCI3*S Class</li> </ul>
<b>Champion</b>	<ul style="list-style-type: none"> <li>The highest placed Combination will be crowned as the British Eventing 5-Year-Old Young Horse Champion</li> </ul>	<ul style="list-style-type: none"> <li>The highest placed Combination will be crowned as the British Eventing 6-Year-Old Young Horse Champion</li> </ul>	<ul style="list-style-type: none"> <li>The highest placed Combination will be crowned as the British Eventing 7-Year-Old Young Horse Champion</li> </ul>

**British Eventing Championship – Welsh Novice**

Element	Welsh Novice Championship
<b>Qualifying Criteria</b>	<ul style="list-style-type: none"> <li>Any combination placed 1<sup>st</sup> through 10<sup>th</sup> in a Qualifying Class in Wales</li> <li>A Horse owned or ridden by a resident of Wales who has been placed:               <ul style="list-style-type: none"> <li>1<sup>st</sup> through 10<sup>th</sup> at any Qualifying Class within Great Britain</li> <li>Top 20% at any CCI2*L</li> </ul> </li> </ul>
<b>Qualifying Classes</b>	<ul style="list-style-type: none"> <li>All BE Novice &amp; CCI2*S Classes</li> </ul>
<b>Qualifying Period</b>	<ul style="list-style-type: none"> <li><b>1st June 2023 to the time of entering the Welsh Championship</b></li> </ul>
<b>Eligibility</b>	<ul style="list-style-type: none"> <li>Each Horse &amp; Rider must be eligible to ride at Intermediate Novice level at the time of the Competition</li> <li>Horses must be ridden by the rider who achieved the qualification.</li> </ul>
<b>Exclusions</b>	<ul style="list-style-type: none"> <li>Horses with sufficient points to be classified as Grade 1 on the Ballot Date of the Welsh Novice Championships are excluded</li> </ul>
<b>Entry &amp; Start Fees</b>	<ul style="list-style-type: none"> <li>As per BE Rule Book for Novice Class</li> </ul>
<b>Balloting</b>	<ul style="list-style-type: none"> <li>All qualifying Entries will be accepted if at all possible but if balloting is necessary, this will be done giving preference in the following order:               <ul style="list-style-type: none"> <li>Horses owned and / or ridden by residents of Wales</li> <li>Horses and / or Riders who qualified via Events in Wales</li> <li>BE Rule Book Clause 4.4.3.2</li> </ul> </li> </ul>
<b>Phase Order</b>	<ul style="list-style-type: none"> <li>Dressage, followed by Show Jumping with Cross Country as the last phase</li> </ul>
<b>Dressage</b>	<ul style="list-style-type: none"> <li>Any BE Intermediate Dressage Test</li> </ul>
<b>Show Jumping</b>	<ul style="list-style-type: none"> <li>As per BE Rule Book for Intermediate Novice Class</li> </ul>
<b>Cross Country</b>	<ul style="list-style-type: none"> <li>As per BE Rule Book for Novice Class</li> </ul>
<b>Prize Money</b>	<ul style="list-style-type: none"> <li>As per BE Rule Book for Novice Class</li> </ul>
<b>Champion</b>	<ul style="list-style-type: none"> <li>The highest placed Combination will be crowned as the British Eventing Welsh Novice Welsh Champion</li> </ul>



## British Eventing Championships – Scottish BE90 & BE100

Element	BE90 Scottish Championships	BE100 Scottish Championship
Qualifying Criteria	<ul style="list-style-type: none"> <li>Qualification for the BE90 Scottish Championship will be made from the BE Scottish Grassroots Leagues.</li> <li>The best three (3) runs as a Combination will count.</li> <li>The top 40 Combinations will qualify for the Championships</li> </ul>	<ul style="list-style-type: none"> <li>Qualification for the BE100 Scottish Championship will be made from the BE Scottish Grassroots Leagues.</li> <li>The best three (3) runs as a Combination will count.</li> <li>The top 40 Combinations will qualify for the Championships</li> </ul>
	<ul style="list-style-type: none"> <li>The qualification numbers can be adjusted by BE's Chief Executive to achieve the Entries required</li> </ul>	
Qualifying Classes	<ul style="list-style-type: none"> <li>All BE90 Classes (including BE90Ou18 classes) at BE ODE's in Scotland</li> </ul>	<ul style="list-style-type: none"> <li>All BE100 Classes (including BE100Ou18 classes) at BE ODE's in Scotland</li> </ul>
Qualifying Period	<ul style="list-style-type: none"> <li><b>20th July 2023</b> to Ballot Date of BE90 Scottish Championship</li> </ul>	<ul style="list-style-type: none"> <li><b>20th July 2023</b> to Ballot Date of BE100 Scottish Championship</li> </ul>
Eligibility	<ul style="list-style-type: none"> <li>Horses must be Grade 4</li> </ul>	<ul style="list-style-type: none"> <li>Horses must be Grade 4</li> </ul>
	<ul style="list-style-type: none"> <li>Each Horse &amp; Rider must be eligible to ride in the relevant Class at the time of the Competition</li> <li>Horses must be ridden by the same Rider throughout the qualifying process and the Championship</li> <li>Riders <b>must not</b> have completed (i.e. finished) at Intermediate or higher for the current or preceding <b>four (4)</b> calendar years.</li> </ul>	
Entry & Start Fees	<ul style="list-style-type: none"> <li>As per BE Rule Book for BE90 Class</li> </ul>	<ul style="list-style-type: none"> <li>As per BE Rule Book for BE100 Class</li> </ul>
Balloting	<ul style="list-style-type: none"> <li>All qualifying Entries will be accepted if at all possible but if balloting is necessary, this will follow BE Rule Book Clause 4.4.3.2</li> </ul>	
Phase Order	<ul style="list-style-type: none"> <li>Dressage, followed by Show Jumping with Cross Country as the last phase</li> </ul>	
Dressage	<ul style="list-style-type: none"> <li>Any BE90 Dressage Test</li> </ul>	<ul style="list-style-type: none"> <li>Any BE100 Dressage Test</li> </ul>
Show Jumping	<ul style="list-style-type: none"> <li>As per BE Rule Book for BE90 Class</li> </ul>	<ul style="list-style-type: none"> <li>As per BE Rule Book for BE100 Class</li> </ul>
Cross Country	<ul style="list-style-type: none"> <li>As per BE Rule Book for BE90 Class</li> </ul>	<ul style="list-style-type: none"> <li>As per BE Rule Book for BE100 Class</li> </ul>
Prize Money	<ul style="list-style-type: none"> <li>As per BE Rule Book for BE90 Class</li> </ul>	<ul style="list-style-type: none"> <li>As per BE Rule Book for BE100 Class</li> </ul>
Champion	<ul style="list-style-type: none"> <li>The highest placed Combination will be crowned as the British Eventing BE90 Scottish Champion</li> </ul>	<ul style="list-style-type: none"> <li>The highest placed Combination will be crowned as the British Eventing BE100 Scottish Champion</li> </ul>

**British Eventing Championships – Scottish Novice, Intermediate & Open**

Element	Scottish Novice Championship	Scottish Intermediate Championship	Scottish Open Championship
<b>Qualifying Criteria</b>	<ul style="list-style-type: none"> <li>Any Combination qualified to run at CCI2*L level</li> </ul>	<ul style="list-style-type: none"> <li>Any Combination qualified to run at CCI3*L level</li> </ul>	<ul style="list-style-type: none"> <li>Any Combination qualified to run at CCI4*S level</li> </ul>
<b>Eligibility</b>	<ul style="list-style-type: none"> <li>Each Horse &amp; Rider must be eligible to ride at the relevant Class at the time of the Competition</li> </ul>		
<b>Entry &amp; Start Fees</b>	<ul style="list-style-type: none"> <li>As per BE Rule Book for CCI2*L Class</li> </ul>	<ul style="list-style-type: none"> <li>As per BE Rule Book for CCI3*L Class</li> </ul>	<ul style="list-style-type: none"> <li>As per BE Rule Book for CCI4*S Class</li> </ul>
<b>Balloting</b>	<ul style="list-style-type: none"> <li>All qualifying Entries will be accepted if at all possible but if balloting is necessary, this will follow the Event's FEI Schedule</li> </ul>		
<b>Phase Order</b>	<ul style="list-style-type: none"> <li>Dressage, followed by Cross Country with Show Jumping as the last phase</li> </ul>		<ul style="list-style-type: none"> <li>Dressage, followed by Show Jumping with Cross Country as the last phase</li> </ul>
<b>Dressage</b>	<ul style="list-style-type: none"> <li>see Event schedule</li> </ul>	<ul style="list-style-type: none"> <li>see Event schedule</li> </ul>	<ul style="list-style-type: none"> <li>see Event schedule</li> </ul>
<b>Show Jumping</b>	<ul style="list-style-type: none"> <li>As per FEI Rule Book for CCI2*L Class</li> </ul>	<ul style="list-style-type: none"> <li>As per FEI Rule Book for CCI3*L Class</li> </ul>	<ul style="list-style-type: none"> <li>As per FEI Rule Book for CCI4*S Class</li> </ul>
<b>Cross Country</b>	<ul style="list-style-type: none"> <li>As per FEI Rule Book for CCI2*L Class</li> </ul>	<ul style="list-style-type: none"> <li>As per FEI Rule Book for CCI3*L Class</li> </ul>	<ul style="list-style-type: none"> <li>As per FEI Rule Book for CCI4*S Class</li> </ul>
<b>Prize Money</b>	<ul style="list-style-type: none"> <li>As per FEI Rule Book for CCI2*L Class</li> </ul>	<ul style="list-style-type: none"> <li>As per FEI Rule Book for CCI3*L Class</li> </ul>	<ul style="list-style-type: none"> <li>As per FEI Rule Book for CCI4*S Class</li> </ul>
<b>Champion</b>	<ul style="list-style-type: none"> <li>The highest placed Combination in the class will be crowned as the British Eventing Scottish Novice Champion</li> <li>A prize will be awarded to the highest placed Scottish Rider in the Novice Championship</li> </ul>	<ul style="list-style-type: none"> <li>The highest placed Combination in the class will be crowned as the British Eventing Scottish Intermediate Champion</li> <li>A prize will be awarded to the highest placed Scottish Rider in the Intermediate Championship</li> </ul>	<ul style="list-style-type: none"> <li>The highest placed Combination in the class will be crowned as the British Eventing Scottish Open Champion</li> <li>A prize will be awarded to the highest placed Scottish Rider in the Open Championship</li> </ul>

## British Eventing Championships – Regional Youth (18 & under)

Element	BE80 Regional Youth (18 & under) Championship	BE90 Regional Youth (18 & under) Championship
Qualifying Criteria	<ul style="list-style-type: none"> <li>Combinations should complete three (3) BE80Open u18 Classes, one (1) Qualifying run must take place within the Combinations own Region.</li> <li>Two (2) Qualifying run must be in the year of the Championship</li> </ul>	<ul style="list-style-type: none"> <li>Combinations should complete three (3) BE90Open u18 Classes, one (1) Qualifying run must take place within the Combinations own Region.</li> <li>Two (2) Qualifying run must be in the year of the Championship</li> </ul>
	<ul style="list-style-type: none"> <li>Selection for BE80 Regional Youth Championship will be made from the <b>Power Based Average</b> Regional Youth Performance Leagues</li> <li>Riders with more than 1 horse may be considered if the 10 allocated places cannot be filled</li> </ul>	<ul style="list-style-type: none"> <li>Selection for BE90 Regional Youth Championship will be made from the <b>Power Based Average</b> Regional Youth Performance Leagues</li> <li>Riders with more than 1 horse may be considered if the 10 allocated places cannot be filled</li> </ul>
Qualifying Classes	<ul style="list-style-type: none"> <li>Any BE80Open u18 Class run at BE ODEs</li> </ul>	<ul style="list-style-type: none"> <li>Any BE90Open u18 Class run at BE ODEs</li> </ul>
Qualifying Period	<ul style="list-style-type: none"> <li><b>1st July 2023 to 31st July 2024</b></li> </ul>	<ul style="list-style-type: none"> <li><b>1st July 2023 to 31st July 2024</b></li> </ul>
Eligibility	<ul style="list-style-type: none"> <li>All grades of Horses &amp; Ponies are eligible who are at least 5 years old</li> <li>Riders must be in the year of their 12<sup>th</sup> through 18<sup>th</sup> birthday</li> <li>Combination of horse and rider can only compete in one (1) Class at the Regional Youth Championships</li> <li>Competitors must be a current Member of the Regional Youth Programme</li> <li>Each Horse &amp; Rider must be eligible to ride at the relevant Class at the time of the Competition</li> </ul>	<ul style="list-style-type: none"> <li>All grades of Horses &amp; Ponies are eligible who are at least 5 years old</li> <li>Riders must be in the year of their 12<sup>th</sup> through 18<sup>th</sup> birthday</li> <li>Combinations of horse &amp; rider can only compete in one (1) Class at the Regional Youth Championships</li> <li>Competitors must be a current Member of the Regional Youth Programme</li> <li>Each Horse &amp; Rider must be eligible to ride at the relevant Class at the time of the Competition</li> </ul>
Exclusions	<ul style="list-style-type: none"> <li>Riders must not have completed any of the following: <ul style="list-style-type: none"> <li>Any FEI CCI2* Class or above</li> <li>BE100 Regional Youth Championship</li> <li>Novice Regional Youth Championship</li> </ul> </li> <li>Horse and Ponies must not have completed either an Advanced Class or CCI4* and above in the year of the Regional Youth Championship</li> </ul>	<ul style="list-style-type: none"> <li>Riders must not have completed any of the following: <ul style="list-style-type: none"> <li>Any FEI CCI2* Class or above</li> <li>Novice Regional Youth Championship</li> </ul> </li> <li>Horse and Ponies must not have completed either an Advanced Class or CCI4* and above in the year of the Regional Youth Championship</li> </ul>
Format	<ul style="list-style-type: none"> <li>Each Region will enter up to ten (10) Combinations for each Championship Class with the best four (4) scores at the end of the Competition from each Region counting towards the Regional Team Score</li> <li>Overall Individual Combinations placed 1<sup>st</sup> through 10<sup>th</sup> will also be recognised</li> </ul>	<ul style="list-style-type: none"> <li>Each Region will enter up to ten (10) Combinations for each Championship Class with the best four (4) scores at the end of the Competition from each Region counting towards the Regional Team Score</li> <li>Overall Individual Combinations placed 1<sup>st</sup> through 10<sup>th</sup> will also be recognised</li> </ul>
Entry & Start Fees	<ul style="list-style-type: none"> <li>As per BE Rule Book for BE80 Regional Championship Class</li> </ul>	<ul style="list-style-type: none"> <li>As per BE Rule Book for BE90 Regional Championship Class</li> </ul>
Balloting	<ul style="list-style-type: none"> <li>None</li> </ul>	<ul style="list-style-type: none"> <li>None</li> </ul>
Dressage	<ul style="list-style-type: none"> <li>BE90 Championship Dressage Test 98 (2018)</li> </ul>	<ul style="list-style-type: none"> <li>BE90 Championship Dressage Test 98 (2018)</li> </ul>

Element	BE80 Regional Youth (18 & under) Championship	BE90 Regional Youth (18 & under) Championship
Show Jumping	<ul style="list-style-type: none"> <li>As per BE Rulebook for BE80 Class</li> <li>Two (2) jumps at a maximum of 90cm</li> </ul>	<ul style="list-style-type: none"> <li>As per BE Rule Book for BE90 Class</li> <li>2 jumps at a maximum of 1.00m</li> </ul>
Cross Country	<ul style="list-style-type: none"> <li>As per BE Rule Book for BE80 Class dimensions with Championship technicality</li> <li>20 – 29 jumping efforts over 2,000 to 2,900m track</li> </ul>	<ul style="list-style-type: none"> <li>As per BE Rule Book for BE90 Class dimensions with Championship technicality</li> <li>20 – 30 jumping efforts over 2,000 to 3,000m track</li> </ul>
Prize Money	<ul style="list-style-type: none"> <li>As per BE Rule Book for BE80 Regional Championship Class</li> </ul>	<ul style="list-style-type: none"> <li>As per BE Rule Book for BE90 Regional Championship Class</li> </ul>
Champion	<ul style="list-style-type: none"> <li>The highest placed Regional Team will be crowned as the British Eventing BE80 Regional Youth Team Champions</li> <li>The highest placed Combination will be crowned as the British Eventing BE80 Regional Youth Champion</li> </ul>	<ul style="list-style-type: none"> <li>The highest placed Regional Team will be crowned as the British Eventing BE90 Regional Youth Team Champions</li> <li>The highest placed Combination will be crowned as the British Eventing BE90 Regional Youth Champion</li> </ul>

### British Eventing Championships – Regional Youth (18 & under)

Element	BE100 Regional Youth (18 & under) Championship	Novice Regional Youth (18 & under) Championship
Qualifying Criteria	<ul style="list-style-type: none"> <li>Combinations should complete three (3) BE100Open u18 Classes or <b>Pony Trial (PT100)</b> one (1) qualifying run must take place in the Combinations own Region.</li> <li>Two (2) Qualifying run must be in the year of the Championship.</li> <li>Riders with more than 1 horse may be considered if the 10 allocated places cannot be filled.</li> </ul>	<ul style="list-style-type: none"> <li>Combinations should complete three (3) BEON u18 Classes, <b>Pony Trial (PT Novice) or 2*J Observation Trial</b> one (1) qualifying run must take place in the Combinations own Region.</li> <li>Two (2) Qualifying run must be in the year of the Championship</li> <li>Riders with more than 1 horse may be considered if the 10 allocated places cannot be filled</li> </ul>
Qualifying Classes	<ul style="list-style-type: none"> <li>Any BE100Open u18 &amp; Pony Trial (PT100) Classes</li> </ul>	<ul style="list-style-type: none"> <li>Any BEONu18, <b>Pony Trial (PT Novice) &amp; 2*J Observation Trial</b> Classes</li> </ul>
Qualifying Period	<ul style="list-style-type: none"> <li><b>1st July 2023 to 30th June 2024</b></li> </ul>	
Eligibility	<ul style="list-style-type: none"> <li>All grades of Horses &amp; Ponies are eligible who are at least 5 years old</li> <li>Riders must be in the year of their 12<sup>th</sup> through 18<sup>th</sup> birthday</li> </ul>	<ul style="list-style-type: none"> <li>All grades of Horses &amp; Ponies are eligible who are at least 6 years old</li> <li>Riders must be in the year of their 14<sup>th</sup> through 18<sup>th</sup> birthday</li> <li>By time or close of entries, the Combination must be qualified for a CCI2*L</li> </ul>

Element	BE100 Regional Youth (18 & under) Championship	Novice Regional Youth (18 & under) Championship
Restrictions	<ul style="list-style-type: none"> <li>Combinations of horse &amp; rider can only compete in one (1) Class in the Regional Youth Championships</li> <li>Competitors must be a current Member of the Regional Youth Programme</li> <li>Each Horse &amp; Rider must be eligible to ride at the relevant Class at the time of the Competition</li> </ul>	
Exclusions	<ul style="list-style-type: none"> <li>Riders must not have achieved any of the following: <ul style="list-style-type: none"> <li>Completed the Novice Regional Youth Championship</li> </ul> </li> </ul>	
	<ul style="list-style-type: none"> <li>Rider <b>and horse/pony combinations</b> must not have represented their Country at Pony European Championships or Junior European Championship level</li> </ul>	<ul style="list-style-type: none"> <li>Rider <b>and horse/pony combinations</b> must not have represented their Country at the Junior European Championships level</li> </ul>
	<ul style="list-style-type: none"> <li>Horses must not have completed either an Advanced Class or CCI4* and above in the year of the Regional Youth Championship</li> </ul>	
Format	<ul style="list-style-type: none"> <li>Each Region will enter up to ten (10) Combinations for each Championship Class with the best four (4) scores at the end of the Competition from each Region counting towards the Regional Team Score</li> <li>Overall Individual Combinations placed 1<sup>st</sup> through 10<sup>th</sup> will also be recognised</li> </ul>	
Entry & Start Fees	<ul style="list-style-type: none"> <li>As per BE Rule Book for BE100 Class 3DE</li> </ul>	<ul style="list-style-type: none"> <li>As per BE Rule Book for CCI2*L Class</li> </ul>
Balloting	<ul style="list-style-type: none"> <li>None</li> </ul>	
Phase Order	<ul style="list-style-type: none"> <li>Two (2) trot-up inspections will take place which, if not passed, may result in elimination: <ul style="list-style-type: none"> <li>Before the Dressage phase starts</li> <li>On the day of but before the Show Jumping phase starts</li> </ul> </li> </ul>	<ul style="list-style-type: none"> <li>See FEI Eventing Rules 2023 and the Event FEI schedule</li> </ul>
	<ul style="list-style-type: none"> <li>Dressage, followed by Cross Country with Show Jumping as the last phase each on consecutive days</li> </ul>	
Dressage	<ul style="list-style-type: none"> <li>BE100 Championship Dressage Test 109 (2018)</li> </ul>	<ul style="list-style-type: none"> <li>As per FEI event schedule</li> </ul>
Show Jumping	<ul style="list-style-type: none"> <li>As per BE Rule Book for BE105 Class</li> </ul>	<ul style="list-style-type: none"> <li>As per FEI Rule Book for CCI2*L Class</li> </ul>
Cross Country	<ul style="list-style-type: none"> <li>As per BE Rule Book for BE105 Class</li> </ul>	<ul style="list-style-type: none"> <li>As per FEI Rule Book for CCI2*L Class</li> </ul>
Prize Money	<ul style="list-style-type: none"> <li>As per BE Rule Book for BE100 Regional Championship Class</li> </ul>	<ul style="list-style-type: none"> <li>As per FEI Rule Book for CCI2*L Class</li> </ul>
Champion	<ul style="list-style-type: none"> <li>The highest placed Regional Team will be crowned as the British Eventing Regional Youth Team Champions for their respective Class</li> <li>The highest placed Combination will be crowned as the British Eventing Regional Youth Champion for their respective Class</li> </ul>	


**British Eventing Championships – Pony & Junior (under 18)**

Element	BE Pony Championship	BE Junior (18 and under) Champs
<b>Qualifying Criteria</b>	<ul style="list-style-type: none"> <li>Any Combination qualified to run at CCIP2*-S level</li> </ul>	<ul style="list-style-type: none"> <li>Any Combination qualified to run at CCI2*-L level</li> </ul>
<b>Qualifying Classes</b>	<ul style="list-style-type: none"> <li>None</li> </ul>	<ul style="list-style-type: none"> <li>None</li> </ul>
<b>Qualifying Period</b>	<ul style="list-style-type: none"> <li>At least 10 days before the start of the Championships</li> </ul>	<ul style="list-style-type: none"> <li>At least 10 days before the start of the Championships</li> </ul>
<b>Eligibility</b>	<ul style="list-style-type: none"> <li>Riders must be between the year of their 12th birthday and the year of their 16<sup>th</sup> birthday</li> <li>Ponies must be at least 6 years old</li> <li>Ponies must be between 142cm (14hh) and 148cm (14.2hh) without shoes</li> </ul>	<ul style="list-style-type: none"> <li>Riders must be between the year of their 14th birthday and the year of their 18<sup>th</sup> birthday</li> </ul>
<b>Entry &amp; Start Fees</b>	<ul style="list-style-type: none"> <li>As per BE Rule Book for CCIP2*-S Class</li> </ul>	<ul style="list-style-type: none"> <li>As per BE Rule Book for CCI2*-L Class</li> </ul>
<b>Balloting</b>	<ul style="list-style-type: none"> <li>All qualifying Entries will be accepted if at all possible but if balloting is necessary, this will be done as per FEI Schedule</li> </ul>	
<b>Phase Order</b>	<ul style="list-style-type: none"> <li>Dressage, followed by Cross Country with Show Jumping as the last phase</li> </ul>	
<b>Dressage</b>	<ul style="list-style-type: none"> <li>see Event Schedule</li> </ul>	<ul style="list-style-type: none"> <li>see Event Schedule</li> </ul>
<b>Show Jumping</b>	<ul style="list-style-type: none"> <li>As per FEI Rules for CCIP2*-S Class</li> </ul>	<ul style="list-style-type: none"> <li>As per FEI Rules for CCI2*-L Class</li> </ul>
<b>Cross Country</b>	<ul style="list-style-type: none"> <li>As per FEI Rules for CCIP2*-S Class</li> </ul>	<ul style="list-style-type: none"> <li>As per FEI Rules for CCI2*-L Class</li> </ul>
<b>Prize Money</b>	<ul style="list-style-type: none"> <li>As per FEI Rules for CCIP2*-S Class</li> </ul>	<ul style="list-style-type: none"> <li>As per FEI Rules for CCI2*-L Class</li> </ul>
<b>Champion</b>	<ul style="list-style-type: none"> <li>The highest placed Combination will be crowned as British Eventing Pony Champion</li> </ul>	<ul style="list-style-type: none"> <li>The highest placed Combination will be crowned as British Eventing Junior Champion</li> </ul>

**British Eventing Championships – Young Rider (under 21 and 25)**

Element	BE Young Rider (under 21) Championship	BE Young Rider (under 25) Championship
<b>Qualifying Criteria</b>	<ul style="list-style-type: none"> <li>Any Combination qualified to run at CCI3*L level</li> </ul>	<ul style="list-style-type: none"> <li>Any Combination qualified to run at CCI4*L level</li> </ul>
<b>Qualifying Classes</b>	<ul style="list-style-type: none"> <li>None</li> </ul>	<ul style="list-style-type: none"> <li>None</li> </ul>
<b>Qualifying Period</b>	<ul style="list-style-type: none"> <li>At least 10 days before the start of the Championships</li> </ul>	<ul style="list-style-type: none"> <li>At least 10 days before the start of the Championships</li> </ul>
<b>Eligibility</b>	<ul style="list-style-type: none"> <li>Riders must be between the year of their 16<sup>th</sup> birthday and the year of their 21<sup>st</sup> birthday</li> </ul>	<ul style="list-style-type: none"> <li>Riders must be between the year of their 16<sup>th</sup> birthday and the year of their 25<sup>th</sup> birthday</li> </ul>
<b>Entry &amp; Start Fees</b>	<ul style="list-style-type: none"> <li>As per BE Rule Book for CCI3*L Class</li> </ul>	<ul style="list-style-type: none"> <li>As per BE Rule Book for CCI4*L Class</li> </ul>
<b>Balloting</b>	<ul style="list-style-type: none"> <li>All qualifying Entries will be accepted if at all possible but if balloting is necessary, this will be done as per FEI Schedule</li> </ul>	
<b>Phase Order</b>	<ul style="list-style-type: none"> <li>Dressage, followed by Cross Country with Show Jumping as the last phase</li> </ul>	
<b>Dressage</b>	<ul style="list-style-type: none"> <li>see Event Schedule</li> </ul>	<ul style="list-style-type: none"> <li>see Event Schedule</li> </ul>
<b>Show Jumping</b>	<ul style="list-style-type: none"> <li>As per FEI Rules for CCI3*L Class</li> </ul>	<ul style="list-style-type: none"> <li>As per FEI Rules for CCI4*L Class</li> </ul>
<b>Cross Country</b>	<ul style="list-style-type: none"> <li>As per FEI Rules for CCI3*L Class</li> </ul>	<ul style="list-style-type: none"> <li>As per FEI Rules for CCI4*L Class</li> </ul>
<b>Prize Money</b>	<ul style="list-style-type: none"> <li>As per FEI Rules for CCI3*L Class</li> </ul>	<ul style="list-style-type: none"> <li>As per FEI Rules for CCI4*L Class</li> </ul>
<b>Champion</b>	<ul style="list-style-type: none"> <li>The highest placed Combination will be crowned as British Eventing Young Rider 21 and under Champion</li> </ul>	<ul style="list-style-type: none"> <li>The highest placed Combination will be crowned as British Eventing Young Rider 25 and under Champion</li> </ul>

# INVEST IN THE BEST



YOU CAN RELY ON **MUDCONTROL** SLABS



For all projects, big or small - lay straight on grass, mud or soil to create pop-up or permanent tracks, paths, yards, parking & more, exactly where you need it - ideal for stabilising gateways.

**20 YEAR MANUFACTURER'S WARRANTY**  
**FULLY PLAYGROUND CERTIFIED**

100% recycled heavy plastic • Rated to 60+ tonnes per M2  
Solid, interlinking slabs create instant hardstanding  
Base & sub-base in one, removable and reusable  
Immediately transforms and protects the ground beneath

**DON'T BURY YOUR INVESTMENT WITH CONCRETE,  
USE THE **ECO**, CARBON-FRIENDLY ALTERNATIVE**

FOR REVIEWS & TESTIMONIALS, FIND US ON FACEBOOK & YOUTUBE

**WWW.MUDCONTROL.CO.UK**

SALES@MUDCONTROL.CO.UK / TEL: 01536 669630

## GOBE

<b>Purpose</b>	<ul style="list-style-type: none"> <li>To offer a British Eventing experience in a three phase competition, without the pressure of recorded results at BE70, BE80, BE90 and BE100 level.</li> <li>Open to Members and non-BE Members and horses with or without a season ticket.</li> </ul>
<b>Eligibility</b>	<ul style="list-style-type: none"> <li>GOBE is only open to non-members who verify, via a tick box at point of entry, that they have their own Public Liability Insurance.</li> <li>Competitors will also need to verify, at point of entry, that they comply with BE rules, including BE Code of Conduct, Dress, Saddlery, Vaccination Rules and MER requirements.</li> </ul>
<b>Dressage</b>	<ul style="list-style-type: none"> <li>BE Dressage phase Rules &amp; Standards will apply</li> </ul>
<b>Show Jumping</b>	<ul style="list-style-type: none"> <li>BE Show Jumping phase Rules &amp; Standards will apply</li> </ul>
<b>Cross Country</b>	<ul style="list-style-type: none"> <li>BE Cross Country phase Rules &amp; Standards will apply</li> </ul>
<b>Entry &amp; Start Fees</b>	<ul style="list-style-type: none"> <li>Entry Fees – As per GOBE window of Entry Fees for 2024.</li> <li>Non-Members to pay £10 Premium on entry to be retained by BE.</li> <li>Start Fee – Up to Organisers whether to charge or not.</li> <li>In the event of a ballot, preference will be given to the BE scheduled classes and/or to BE members</li> </ul>
<b>Prize Money &amp; Prizes</b>	<ul style="list-style-type: none"> <li>No Prize Money to be awarded but Prizes in Kind may be awarded</li> <li>Rosettes to be awarded.</li> <li>Results not published on BE website, but will be available on Eventing Scores on the day of the competition.</li> <li>Results do not count as MERs for normal BE Classes, Qualifiers or Championships.</li> </ul>



# When You Need A Saddle Fitter



## Look For The Badge

[www.mastersaddlers.co.uk](http://www.mastersaddlers.co.uk)

## ANNEX 8 BE OFFICIALS AND CONTACTS

### BE BOARD

<b>President:</b>	Jane Holderness-Roddam CBE CVO
<b>Vice Presidents:</b>	Lucinda Green MBE and Polly Lochore
<b>Chairman:</b>	Mark Sartori
<b>Directors:</b>	Rosie Williams (Chief Executive) Di Brunsdon Jan Cottam William Cursham Sandeep Katwala Pippa Funnell Jenny Levett Joanne Moxon

### COMMITTEES

#### Finance Committee

Chairman: TBC

#### Governance, Risk & Reputation (GRR)

Chairman: Sandeep Katwala

#### Sport Committee

Chairman: Rosie Williams

#### Sport Risk Committee

Chairman: Rosie Williams

#### Fixtures Committee

Chairman: Rosie Williams

#### IT Committee

Chairman: Di Brunsdon

#### British Eventing Scotland

Chairman: John White

### OFFICERS/ADVISERS

**Chief Medical Officer:** Col K Hartington L/RAMC

**Deputy Chief Medical Officer:** Jonathan Forty

**Chief Paramedic Officer:** Craig Harris

**Lead Welfare Officer:** Justine Parker

Tel: 0330 1748196

**Chief Veterinary Officer:** Ali Butler

**Health & Safety Adviser:** Ray Hipkin

**Performance Manager:** Richard Waygood

**Head of Youth:** Darrell Scaife

07557 391622

**Discipline Chairman:** TBC

### BRITISH EVENTING HEAD OFFICE

British Eventing Ltd, Abbey Park, Stareton, Kenilworth, CV8 2RN

Tel: 0330 1748196 Email: [info@britisheventing.com](mailto:info@britisheventing.com) Website: [www.britisheventing.com](http://www.britisheventing.com)

### OFFICE PERSONNEL

Please refer to the BE website for an up to date list of all BE office personnel.

**BE STEWARDS & TECHNICAL ADVISERS****AUDLEY, Mrs Ro**

The Bury, Bury Green, Little Hadham, Hertfordshire SG11 2HE  
Tel: 01279 508411 Mobile: 07748 401969 Email: ragaudley@yahoo.co.uk

**BELL, Michael**

15 Arbour Close, Mickleton, Chipping Campden, Gloucestershire GL55 6RR  
Mobile: 07771 598158 Email: mikegbell@hotmail.co.uk

**BERE, Simon (Technical Adviser)**

Chilworthy Cotage, Chilworthy, Chard, Somerset TA20 3BH  
Tel: 01460 929481 Mobile: 07973 427980 Email: lawlessbere@icloud.com

**BEST, Lady (Lindy)**

West Wing, Grimston Park, Nr Tadcaster, North Yorkshire LS24 9DB  
Tel: 01937 832124 Mobile: 07973 248590 Email: lindybest@hotmail.com

**BIRD, Mrs Marjorie**

The Old Rectory, Brandon Road, Stubton, Newark, Notts NG23 5BY  
Tel: 01636 627980 Mobile: 07711 971288 Email: marjoriebird@hotmail.com

**BRENNINKMEIJER, Bruno**

Withington Manor, Withington, Glos GL54 4BG Tel: 0871 976 9742/01242 890451  
Email: bruno@withington-manor.com

**BULLEN, Sarah**

The Tardis, Castle Farm, Stockbridge, Hampshire, SO20 8HY  
Mobile: 07790 383477 Email: sarah@tardisproject.co.uk

**BUNTINE, Stuart (Technical Adviser)**

Cottage 5, Shelford Manor, Shelford, Notts NG12 1ES  
Tel: 01949 829061 Mobile: 07717 412167 Email: stuart@bedeltd.co.uk

**CARTNER, John, Garden Flat, c/o Barskimming, Mauchline, East Ayrshire KA5 5HB**

Tel: 01290 552827 Mobile: 07761 781869 Email: roscarter@btinternet.com

**CLARK, Sir Jonathan,**

Somerset House, Threapwood, Malpas, Cheshire SY14 7AW. Tel: 01948 770205  
Mobile: 07860 584666 Email: jonathan@dc-solutions.org

**CLIFTON, Hon Patricia**

The Gardener's Cottage, Mapledurham Village, Berkshire, RG4 7TP  
Mobile: 07970 776355 Email: patriciaclifton@btconnect.com

**CLISSOLD, Jonathan (Technical Adviser)**

1 Brookside Mews, Yelvertoft, Northamptonshire NN6 6NB  
Mobile: 07889 139659 Email: jonathan.clissold@btinternet.com

**COTTAM, Mrs Jan**

Cross Lanes Farm, Mapledurham, Reading, Berkshire RG4 7UW Tel: 01189 723167  
Mobile: 07811 175750 Email: jancottam@gmail.com

**COTTERILL, Suzie**

204 Stependale Road, Fulham, London SW6 2PP  
Tel: 0207 731 2045 Mobile: 07836 276425 Email: suzannah.cotterill@fieldcourt.co.uk

**DITCHAM, Adrian C (Technical Adviser)**

Mobile: 07711 210482 Email: adrianditcham@me.com

**DUNNE, Dr Nuala**

The Barn, West Kington, Wick, Chippenham, Wilts, SN14 7JD Tel: 01249 783866  
Mobile: 07766 917284 Email: nuala185@btinternet.com

**EDWARD, Douglas (Technical Adviser)**

Baxterknowe Farm, Forgandenny, Perth, Perthshire PH2 9EY

Mobile: 07836 334468 Email: douglas@kickonevents.co.uk

**ENGERT, Nick**

Broad Buckler, Lowton, Taunton, Somerset TA3 7SU

Tel: 01823 421308 Fax: 01823 443300 Mobile: 07836 511426 Email: nick.engert1@gmail.com

**FARR, Chris**

Taddy Woody, Idover Lane, Dauntsey, Wiltshire, SN15 4AT

Mobile: 07702 901006 Email: chris.farr21@outlook.com

**FELL, Andrew (Technical Adviser)**

Smiths Farm, Northmostown, Sidmouth, Devon EX10 0NL Tel: 07887 762891.

Email: andrewfell@me.com

**FOWLER, Trevor**

Brookview Barn, Main Street, Woodnewton, Peterborough, East Northants PE8 5EB

Tel: 01780 470548 Mobile: 07710 321782 Email: trevor.fowler91@gmail.com

**FRASER, Richard**

67, Stoke Road, Blisworth, Northampton, NN7 3BZ

Mobile: 07956 122333 Email: fraserr2015@outlook.com

**GRUNDY, Simon (Technical Adviser)**

Chestnut Cottage, Wormington, Broadway, WR12 7NJ

Mobile: 07971 014431 Email: sgrundy18@gmail.com

**HAMLYN, Sarah**

Colomendy, Llangynhafal, Denbigh LL16 4LN

Mobile: 07889 685540 Email: sarahhamlyn2@outlook.com

**HAY-SMITH, Frances**

Cunnoquhie Cottage, Ladybank, Fife. KY15 7RU Tel: 07974 691560

Email: f.haysmith@btinternet.com

**HERBERT, Philip (Technical Adviser)**

Westwood Lodge, Glapthorn, Peterborough, Cambs PE8 5BH

Tel: 01832 205218 Mobile: 07860 772536 Email: pherbertfencing@gmail.com

**HOLDERNESS-RODDAM, Mrs Jane**

Church Farm, West Kington, Nr Chippenham, Wilts SN14 7JE

Tel: 01249 782050 Fax: 01249 782940 Mobile: 07831 720491

Email: janehroddam@aol.com

**HOUGHTON, Lt Col Mark**

Mobile: 07768 985350 Email: m\_houghton@hotmail.com

**HUBBLE, Mrs Jocelyn**

Heathwood Lodge, Wheelbarrow Town, Stelling Minnis, Canterbury Kent CT4 6AH

Tel: 01227 709315 Fax: 01227 709475 Mobile: 07831 347395

Email: joss@heathwoodlodge.co.uk

**HUNTER, Andrew (Technical Adviser)**

The Willow Barn, Water Street, Somerton, Bicester, Oxon OX25 6NE Tel/Fax: 01869

346908 Mobile: 07973 152952 Email: andrew.c.hunter@btinternet.com

**INNES, Jamie**

Newbigging Birks, Oxnam, Jedburgh, Borders TD8 6NA

Tel/Fax: 01835 840223 Mobile: 07831 172166 Email: james.innes2@virgin.net

**JACKSON, Sara**

Maidstone, Kent

Tel: 01622 844499 Mobile: 07778 771063 Email: jacksons64@icloud.com

**JOHNSON, Martyn (Technical Adviser)**

Alnwick Ford Farm, Longframlington, Morpeth, Northumberland, NE65 8EQ

Tel: 07742 171606 Email: mlj86@hotmail.co.uk

**LANE, Charlie**

Coach Road Farm, Barrow Water Lane, South Brewham, Bruton, Somerset BA10 0LP  
Tel: 01749 812667 Mobile: 07990 562046 Email: charlie@coachroadfarm.co.uk

**LYALL, Mrs Liz**

45 Banbury Road, Ettington, Stratford-on-Avon, Warwickshire, CV37 7SR.  
Tel: 01789 740566 Mobile: 07818 037246 Email: liz@lizlyall.co.uk

**MCFADZEAN Robert (Technical Adviser)**

Brampton House, Wicks of Baiglie, Bridge of Earn, Perth, PH2 9QQ  
Mobile: 07834 688732 Email: lynandrobert@mcfadzean.scot

**MELVILLE, Mrs Debbie, BHSI**

Pollards Farm Cottage, Chalvington, Hailsham, East Sussex BN27 3TB  
Tel: 01323 811460 Mobile: 07850 856908 Email: debbie@melville.me.uk

**MERRETT, David T, BHSI (Technical Adviser)**

Park House, Kingsford, Colchester, Essex CO2 0HT  
Tel: 01206 734695 Mobile: 07840 551945  
Email: merrettlisa@yahoo.co.uk

**MOSS, Hugh**

Willetts House, Willetts Field, Great Sampford, Essex, CB10 2SE  
Mobile: 07766 222405 Email: hughmoss@hotmail.co.uk

**MUIRHEAD, Mrs Fiona**

Meikle Cloak, Lochwinnoch, Renfrewshire PA12 4LB  
Mobile: 07899 944162 Email: fionahead2@aol.com

**MUNDEN, Michael**

Bricky Farm, Toller Porcorum, Dorset DT2 0DW Tel: 01300 320868  
Mobile: 07785 254959 Email: michael@brickyfarm.com

**PARSONAGE, Gary (Technical Adviser)**

Sheepclose Farm, Stittenham, Skegmer Lane, York, YO60 7TL  
Tel: 01482 882152 Mobile: 07834 196169 Email: garyparsonage1@yahoo.co.uk

**PENNY, Wendy**

Maple House, 4 Kingswood Park, Frodsham, Cheshire, WA6 6EH  
Mobile: 07769 651212 Email: wendy@rippleaquaplast.co.uk

**REID, David**

Ethiebeaton, Broughtyferry, Dundee, Angus DD5 3RB.  
Mobile: 07970 254866 Email: david@ethiebeaton.com

**ROBERTSON, Eilidh**

No.1 Barnyards of Drumnaheath, Kintore, Aberdeenshire, AB51 0YE  
Tel: 07989 352 487 Email: eilidhrobertson1978@gmail.com

**SALMON, Mrs Nicola**

Lugbury House, Nettleton, Nr. Chippenham, Wilts. SN14 7NL Tel: 01249 782000  
Mobile: 07836 221457 Email: nsalmon@reasalmon.co.uk

**SECRET, Mrs Susannah**

Slade Barn Farm, Nr Winchcombe, Cheltenham, Gloucestershire, GL54 5AX  
Tel: 07973 284764 Email: susannah@susannahsecret.co.uk

**SEED, Jonathon**

Wayside, 12 Chittoe Heath, Bromham, Chippenham, Wiltshire SN15 2EH  
Tel: 01380 850695 Mobile: 07770774463 Email: mail@jandlseed.co.uk

**SHEA, Mrs Gill**

Parkside House, 102 Wythenshawe Road, Northenden, Greater Manchester M23 0PA  
Tel: 0161 998 9138 Mobile: 07715 353784 Email: gill.shea@parkside-online.com

**SMALES, Louise**

Click'em Inn Farm, Cornsay, Co. Durham DH7 9RU  
Mobile: 07971 196143 Email: louisemales@hotmail.co.uk

**STAPLETON, Ms Heather**

Buttersyke Lodge, Buttersyke Bar, Kirkby Overblow, Harrogate, N Yorks HG3 1JE  
 Mobile: 07894 342468 Email: hstapleton@armstrongproducts.co.uk

**STEWART, Mrs Sue**

Swan Farm, St Michaels-on-Wyre, Garstang, Lancashire PR3 0TT  
 Tel: 01995 679341 Mobile: 07 Email: sue.swanfarm@gmail.com

**SURL, Philip, (Technical Adviser)**

7 Midland Cottages, Rushton, Kettering, Northamptonshire, NN14 1RJ  
 Tel: 01536 710062 Mobile: 07702 901005

**THOMPSON, Dave (Technical Adviser)**

Thika Cottage, Kilpeck, Herefordshire, HR2 9DR.  
 Mobile: 07976 967626 Email: davethompson1954@hotmail.com

**VERNEY, Mrs Sarah (Technical Adviser)**

East View, Brampton Road, Ross on Wye, HR9 7HY  
 Mobile: 07836 222104 Email: sarah.verney@outlook.com

**BE SCORERS****ADAMSON, Mrs Tanya**

The Steading, Mains of Carnies, Glenalmond, By Perth, PH1 3SE  
 Tel: 01738 880245 Mobile: 07814 056874 Email: tanya.adamson@btinternet.com

**ALLEN, Mrs Ann**

33 Nine Acres Close, Charlbury, Oxon OX7 3RD  
 Mobile: 07802 534837 Email: ann@bdwp.co.uk

**BURRIDGE, Ros**

4 Church Lane, Brent Knoll, Highbridge, Somerset, TA9 4EF  
 Tel: 01278 760273 Mobile: 07876 211121 Email: ros.burridge@gmail.com

**CALEY, Miss Jen**

10 Valebrook Road, Stathern, Melton Mowbray, Leics. LE14 4EB  
 Tel: 01949 729022 Mobile: 07808 689269 Email: jennifercaley.jc@gmail.com

**CARMAN, Ms Kate**

Claremont, Llanychan, Ruthin, Denbighshire, LL15 1UD  
 Tel: 01824 703324 Mobile: 07989 385824 Email: katecarman.kc@gmail.com

**CHALLINOR, Mrs Carol**

2 North Hill Cottages, Great Saxham, Bury St Edmunds, Suffolk, IP29 5HA  
 Mobile: 07900692623. Email: carolchallinor043@gmail.com

**COLLETT, Miss Miranda, 2 Merrymeet Cottages, Whitestone, Exeter, EX4 2JZ**

Mobile: 07765 184725 Email: miranda@eventingscores.co.uk

**DALGLIESH, Miss Jane**

The Steading, Acomb, Hexham, Northumberland NE46 4RH  
 Tel: 01434 602232 Mobile: 07710 919038 Email: janedalg@gmail.com

**EVANS, Miss Wendy**

2 Neatherstead Court, Morton Bagot, Studley, Warwickshire B80 7FG  
 Mobile: 07775 888546 Email: wendy@wendyevans.uk

**SAXBY, Mrs Fiona**

Mobile: 07866 514806 Email: fiona.saxby@ntlworld.com

**THOMPSON, Mrs Sue**

Plas Newydd Farm, Holywell Road, Northop, Mold, Flintshire, CH7 6AN  
 Mobile: 07917 678400 Email: entries.tomo@gmail.com

## BE REGIONAL YOUTH COORDINATORS

**Scotland:** Marion Vernon

Mobile: 07557 108976 Email: marion.vernon@britisheventing.com

**North:** Heidi Stewart

Mobile: 07855 551853 Email: heidi.stewart@britisheventing.com

**East Midlands:** Liz Murfitt

Mobile: 07976 812677 Email: liz.murfitt@britisheventing.com

**South Wales & Central:** Wendy Berry (acting)

Mobile: 07808 724287 Email: wendy.berry@britisheventing.com

**Wales & West Midlands:** Helen Exley

Mobile: 07855 023657 Email: helen.exley@britisheventing.com

**East:** Lindsay Dixon

Mobile: 07758 224233 Email: lindsay.dixon@britisheventing.com

**South East:** Wendy Berry

Mobile: 07808 724287 Email: wendy.berry@britisheventing.com

**South West:** Sarah Muirhead

Mobile: 07721 648282 Email: sarah.muirhead@britisheventing.com

### The Bill Thomson Bursary

Bill Thomson pioneered cross country design in Britain, establishing many of the methods still used today while his flair for creating challenging yet fair obstacles remains the inspiration for the sport's leading designers worldwide.

Following his death in 1993, the Bill Thomson Bursary was established to help new course builders and designers learn their craft and to ensure continual safety developments.

The Bursary is a registered Charity and non-profit making organisation and has helped over 20 names become British Eventing approved cross country course builders and designers, at all levels. The Bursary aims to support Regional training seminars to bring all those involved in course design and building be they BE, Pony Club or Riding Club, up to date with all the latest developments in the sport. It may also help individuals with requests for specific training.

Donations can be made through the British Eventing Office – keep watching the BE Training Website ([www.britisheventing.com/training](http://www.britisheventing.com/training)) for details and initiatives through the Bursary.

## INDEX

<b>A</b>	
Abuse of the Horse.....	36
Advertising & Logos - Competitor .....	65
Advertising & Logos - Horse .....	70
Affiliated Eventing .....	2
Air Jackets.....	62
Anti-Doping & Controlled Medication.....	88
Appeals.....	22, 23
Arenas (dressage).....	42, 110, 111
<b>B</b>	
Ballot Date.....	25
Ballot Numbers.....	27
Balloting – Priority of Classes.....	27
Balloting – Priority of Entries .....	28
BE Code of Conduct.....	2
BE Team.....	19
BE90 Three Day Events.....	154-155
BE100 Three Day Events.....	156-157
BE80 Regional Champs / Championship .....	159
BE90 Regional Champs / Championship .....	160
BE100 Regional Champs / Championship .....	161
Bikes .....	36
Blood (dressage).....	41
Body Protectors.....	62
Booking Fee.....	25
<b>C</b>	
Cancellation or Abandonment.....	30
Championships, Qualifiers & Series .....	158 - 176
Change of ownership .....	7
Class changes .....	29
Competing in Foreign National Competitions...	109
Competitor Limits.....	26
Complaints .....	23
Contact Details	
Advisers .....	176
Bill Thomson Bursary.....	181
Board Directors.....	176
Committees .....	176
Regional Youth Coordinators .....	181
Scorers .....	180
Stewards .....	177
Technical Advisers.....	177
Continuing after Elimination (on XC).....	58
Continuing Performance Requirements –	
Horse & Rider .....	12
Cross Country Phase.....	50
XC – Officials .....	50
XC – Flags.....	53, 55
XC – Inspection & Plans .....	50
XC – Practice Fence.....	50
XC – Start / Timing.....	51
XC – Types of Fences.....	53
XC Course – Distances, Speeds, Jumping	
Efforts & Dimensions .....	52
XC – Refusal, Runouts & Circles Diagrams/	
Examples.....	150-152
XC – Alteration of course .....	56
XC – Riding the course.....	56
XC – Penalties (incl. refusals, run-outs,	
circling, falls etc.) .....	56-58
XC – Overtaking .....	58
XC – Stopping a competitor .....	58
XC – Horse & Competitor Falls.....	59
Cross Discipline Suspensions.....	23
<b>D</b>	
Dangerous Riding .....	37
Data Protection .....	93
Disability.....	92
Disciplinary Chairman and Panel.....	22
Disciplinary Sanctions.....	20
Discipline List.....	21
Discipline .....	20
Downgrading .....	78
Dress.....	64
Dress & Saddlery .....	38
Dress, Saddlery Equipment .....	61-71
Dressage Arena – 20m x 40m .....	110
Dressage Arena – 20m x 60m .....	111
Dressage Phase .....	41
Dressage Tests – National .....	112-148
<b>E</b>	
Electronic and other Devices.....	38
Eligibility and Fitness.....	36
Elimination .....	38
Entries Process .....	26, 27
Entry & Event Secretary .....	19
Entry Amendment Date .....	25
Entry fee .....	25
Entry Fees.....	98
Equal Opportunities Statement.....	94
Equality of Marks .....	73
Equine Influenza.....	87
Equine Passports .....	6, 87
Errors (dressage) .....	42
Exemptions.....	13
<b>F</b>	
Falls (dressage).....	41
Falls.....	41
FEI Discipline .....	21



FEI Suspensions .....	23
Fines .....	20
Foundation Points Table.....	78

**G**

General guidance .....	36
GOBE .....	174
Grading Points Table.....	77
Grading & Grading Points.....	76

**H**

Half season tickets.....	8
Hats .....	61
Health & Safety Steward .....	19
Health and Safety.....	92
Hors Concours (HC) .....	26
Horse – Age .....	13
Horse – Height.....	13
Horse Ambulance & Equipment.....	90
Horse Competition Limitations .....	39
Horse Falls (cumulative).....	21
Horse name .....	7
Horse Registration.....	4, 6, 10, 11
Horse Welfare.....	36
Horse Season Ticket Requirements.....	8, 10

**I**

Imported horses.....	6
Incident Log.....	21
Inducement to compete.....	26
International (FEI) Competition.....	101
FEI.....	101
FEI – Passports .....	101
FEI – Vaccinations.....	102
FEI – MERs.....	103-107
FEI – Athlete Categories .....	104
FEI – Competing Overseas.....	108
FEI - Discipline .....	21
FEI - Reverse Qualification.....	107
Intermediate Championship.....	164

**J**

Judges (dressage) .....	43
Juniors .....	11
Junior Championship.....	172

**L**

Lameness (dressage) .....	41
Late Entry Surcharge .....	25
Limb De-sensitising .....	89
Lungeing.....	39

**M**

Media Rights .....	96
Medical – Equipment .....	84-85
Medical – Reports and Suspensions.....	80
Medical - Rider Falls & Medical Checks.....	80
Medical – Team .....	19, 82
Medical .....	80
Medical Cards.....	80
Membership entitlements.....	4
Membership.....	4, 5, 8, 9
MERs – National Classes .....	12, 14-17
MERs – International Classes (including youth requirements).....	Annex 2
Multiple Entries.....	26

**N**

No Shows.....	30
Non-competing and Companion Horses .....	39
Novice Championship.....	163
Novice Masters Series .....	162
Numbers/Identification .....	39, 65

**O**

Objections .....	74
Officials.....	19
Open Championship.....	164
Opening Date .....	25
Organiser .....	19
Outside assistance (see unauthorised assistance).....	37
Overseas Grading .....	6
Owner Registration .....	4

**P**

Pace .....	38
Passports .....	6, 87
Pay As You Go.....	5, 8, 10
Penalties marks (dressage).....	41
Photography/filming .....	94
Ponies.....	11
Pony Championships .....	172
Prefix/Suffix Registration .....	7
Prizes .....	74
Programmes .....	92
Prohibited Substances – Human Athletes.....	80

**Q**

Qualifiers .....	158
------------------	-----

**R**

Refund Policy.....	34
Refunds for season tickets .....	8
Regional Championships .....	159-161
Regional Youth Programme.....	11
Regional Youth Championships .....	169
Restricted Novice Championships.....	163
Rider – Age .....	13
Rider Competition Limitations .....	39
Rider Membership Requirements .....	8
Rider Referrals.....	21

**S**

Saddlery & Tack.....	66
Safeguarding Equestrian Sport.....	93
Sensory Hairs.....	89
Schooling .....	39
Scoring.....	73
Scottish BE90 & BE100 Championship .....	167
Scottish Championships (Novice, Intermediate & Open).....	168
Season Tickets .....	8
Sectioning.....	28
Show Jumping Phase.....	44
Judges (show jumping) .....	44
Course Designers (show jumping) .....	44
Course plans (show jumping) .....	44
SJ – Practice Obstacles.....	44, 45
SJ – Course & Obstacles.....	46, 47
SJ – Penalties .....	46, 48
SJ – Horse & Competitor Falls.....	47
Social Media .....	95
Soundness .....	89
Spurs.....	62
Stallions .....	39
Start Fee .....	25
Start Fees.....	99
Start Times .....	25, 30
Steward .....	19
Substitutions & Alterations of Entry .....	29
Syndicates.....	5

**T**

Technical Adviser.....	19
Therapeutic Use Exemptions.....	82
Times .....	38
Tired Horse .....	37
Tracheotomy.....	89
Trade Marks.....	96

**U**

Unauthorised/Unsolicited Assistance .....	37
(Under 18) Youth Championships .....	169

**V**

Vaccinations .....	87
Veterinary Team .....	19,90
Veterinary.....	87

**W**

Wait Lists .....	29
Watches.....	38
Welsh Championships .....	166
Whips .....	41, 63
Withdrawals .....	30

**Y**

Young Horse Champs – 5, 6 & 7 year olds ....	165
Young Riders.....	11
Young Rider Championships u21 & u25 .....	172
Youth Championships.....	169-171
Youth Exemptions.....	14

PREMIER EQUINE

# ADVANCED

THE PRACTICAL SOLUTION  
FOR LEG COOLING AFTER STRENUOUS EXERCISE

COLD WATER  
COMPRESSION

BLU-TEQUE  
COOLING

Using unique chemistry to achieve rapid water absorption, the Premier Equine Cold Water Compression Boots are an essential addition to your kit this season.

[www.premierequine.co.uk](http://www.premierequine.co.uk)



**ZANDONA**  
PROTECT YOUR PASSION



**CARBON AIR**  
Country



Andrew Hoy



[www.zandona.net](http://www.zandona.net)