

HOSPITALITY CATALOG

PREMIUM GUEST EXPERIENCE

PROFESSIONAL HOSPITALITY EQUIPMENT

 **DOMETIC** **PROFESSIONAL**





THE NUMBER ONE CHOICE

Welcome to Dometic!

Whether it's a family-run Bed & Breakfast or the world's first 7-star hotel, the hospitality industry trusts us to deliver high-quality solutions for enhanced guest satisfaction. Today you can find millions of Dometic minibars, room safes and wine coolers in hotels of all star categories across the world – something we are very proud of. Our latest products are now here for you to explore. Welcome to our new catalogue – enjoy browsing and let us know what we can do for you.

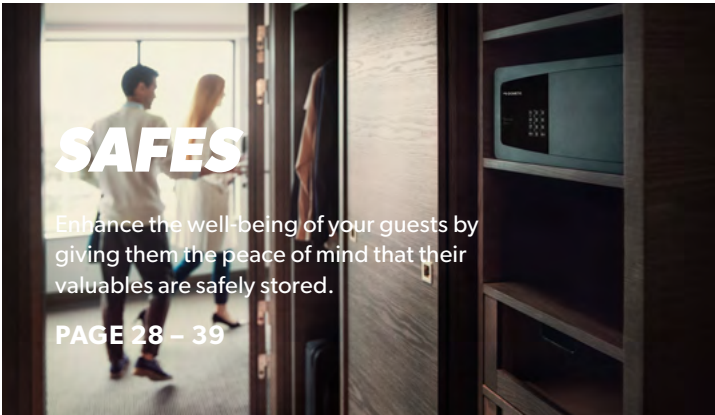




MINIBARS

Choose from our comprehensive series of minibars. Find the solution to best suit your guests' requirements and the style of your interior.

PAGE 6 – 27



SAFES

Enhance the well-being of your guests by giving them the peace of mind that their valuables are safely stored.

PAGE 28 – 39



WINE COOLERS

Tailored to your taste.

PAGE 40 – 45

MINIBARS

Dometic minibars intro	6 – 11
HiPro minibars	12 – 21
Drawer minibars	22 – 23
Compact minibars	24 – 25
Ventilation guidelines	26 – 27

SAFES

Dometic safes intro	28 – 31
Dometic Premium Class	32 – 35
Dometic Standard Class	36 – 39

WINE COOLERS

Dometic DrawBar	40 – 45
-----------------	---------

DOMETIC ON THE WEB

Here's where you can find the complete Dometic series, with detailed information about all products. Plus, interesting facts about our company and download links for all our catalogs.

DOMETIC.COM/PROFESSIONAL





PIONEERING INDUSTRY.

GIVE YOUR GUESTS AN UNFORGETTABLE STAY

You will find more Dometic minibars and safes than any other make in first-class hotels across the world. Why? Know-how accumulated more than over 50 years, a track record of innovation as well as leading design solutions are the three main reasons.

The top of the line Dometic HiPro Evolution and Alpha range minibars are developed with your business experience in mind. A sustainable minibar is a smart minibar. The HiPro Evolution range is just that. Boasting precise temperature control, world-class efficiency and the best minibar cooling capacity, the premium Dometic HiPro range ensures chromate-free absorption technology checks in for a clean, sustainable future in your hotel.



THE HOTEL AGAIN.

Dometic HiPro minibars

The next generation of minibars

The state-of-the-art design of Dometic HiPro will help you create a premium in-room feeling. With sleek design, elegant illumination and crystal clear doors, invite your guests to treat themselves to something special.

Sustainability checking in

Sustainability means doing more with less. It's a philosophy we put into action with outstanding energy efficiency and the first chromate free minibar range on the market. A sustainable minibar is a smart minibar. The HiPro range delivers more powerful cooling with up to 40% less energy consumption, making a visible difference in OPEX for hotel owners.

Read more on this on p. 12



Dometic drawer minibars

Unique design, outstanding construction

Our drawer minibars are a class of their own in terms of design, size and functionality. Noiseless cooling, convenient slide-out access.

Read more on this on p. 22

SUSTAINABILITY AND EFFICIENCY: RECOGNIZED EXCELLENCE

At Dometic, we are proud to lead the way in sustainability, efficiency, and innovation in the hospitality industry. Our efforts have been widely recognized with several prestigious awards and certifications.

MOST EFFICIENT 2025 – ENERGY STAR®

Our minibars have been awarded the “Most Efficient 2025” label by ENERGY STAR® in the USA. This accolade reflects our commitment to creating products that deliver exceptional energy performance, helping hoteliers reduce operating costs and environmental impact.



LEADER LEVEL – MINDCLICK SUSTAINABILITY ASSESSMENT PROGRAM (MSAP)

The MindClick MSAP evaluates suppliers based on their environmental and social performance. Our minibars achieved the highest “Leader Level” rating, acknowledging our excellence in hotel impact, end-of-use considerations, packaging, and sustainable production practices.



DOUBLE STAR AWARD

Our Dometic HiPro minibar generation was voted gold in the Food & Beverage category of the Star Awards, a recognition chosen by readers and decision-makers in the hospitality sector. The Dometic MoBar also earned gold in the Technology category, reinforcing our reputation for combining innovation and functionality.



PLUS X AWARD

The Dometic HiPro Absorption minibars have been honored with the prestigious Plus X Award, celebrating excellence in High Quality, Design, Ease of Use, Functionality, and Ecology. As the first chromate-free absorption minibar, this innovation is a milestone in sustainable design and performance.



WHY IT MATTERS

Each recognition we receive drives us further in our mission to provide high-quality, energy-efficient, and sustainable solutions that exceed guest expectations. These achievements inspire us to continue setting new standards for sustainability and operational excellence in hospitality.





WE DEVELOPED HIPRO WITH HOTEL GUESTS IN MIND

A well-stocked minibar is an expected and appreciated hotel room feature for every hotel guests. Let's have a deeper look at some outstanding features we offer to the market with the HiPro minibar generation:



1

Lower energy consumption

The HiPro range reduces energy consumption by up to 50% versus older models.

2

Premium guest experience

The HiPro line is an attractive and sales-promoting feature in the guest room.

3

Improved cooling power

Improved cooling capabilities with updated and optimized functionality.

4

A strong partner

With more than 50 years of experience and more than 6 million installed units; we are a proven partner.



Many business travelers are constantly on the move living a suitcase life. Most days represent hard work with long hours – arriving late to the room preparing for the next day’s meeting while burning the midnight oil. That’s why the minibar is a much-appreciated feature offering cold

beverages and energizing snacks. For the leisure tourist, the hotel minibar is an opportunity to enjoy a cold beverage at the late arrival check-in, after a long city excursion, while getting ready for a fun night out, or perhaps waking up with a need to quench the thirst.

HIPRO LINE TECHNICAL DATA				
	ALPHA A30S	ALPHA A40S	ALPHA C40S	ALPHA C60S
Model class (liter)	30	40	40	60
Cooling technology	Absorption	Absorption	Compressor	Compressor
Noise level (dB[A])	0	0	33	38
Door type	Black standard	Black standard	Black standard	Black standard
Dimensions built-in version (H×W×D, in) (H×W×D, mm)	20.47 x 15.12 x 17.58 520 x 384 x 446	21.65 x 15.94 x 18.35 550 x 405 x 466	21.65 x 15.94 x 18.96 550 x 405 x 481	22.25 x 19.29 x 20.08 565 x 490 x 510
Can be built-in / integrated	Yes	Yes	Yes	Yes
Reversible door hinge	Yes	Yes	Yes	Yes
LED interior light	Yes	Yes	Yes	Yes
Input rating (W)	65	65	45	45
Energy consumption (kWh/24 h)	0.5	0.6	0.1	0.1
Features	<ul style="list-style-type: none"> Noiseless 1 door rack 1 adjustable shelf Long lasting technology 	<ul style="list-style-type: none"> Noiseless 2 door racks 1 adjustable shelf Long lasting technology 	<ul style="list-style-type: none"> High performance Integrated silent mode 2 door racks 1 adjustable shelf 	<ul style="list-style-type: none"> High performance Integrated silent mode 2 door racks 2 adjustable shelves
Options	<ul style="list-style-type: none"> Key lock Sliding hinge 	<ul style="list-style-type: none"> Key lock Sliding hinge 	<ul style="list-style-type: none"> Key lock Sliding hinge 	<ul style="list-style-type: none"> Key lock Sliding hinge



Black handle

Luxury black handle for all Alpha models.



Transparent door racks

Adjustable transparent door racks.



Control panel

Easy to use control panel with status LED.



MODEL	ALPHA A30G	ALPHA A40G	ALPHA C40G	ALPHA C60G
Model class (liter)	30	40	40	60
Cooling technology	Absorption	Absorption	Compressor	Compressor
Noise level (dB(A))	0	0	33	38
Door type	Glass door	Glass door	Glass door	Glass door
Dimensions built-in version (H×W×D, in) (H×W×D, mm)	20.47 x 15.12 x 17.58 520 x 384 x 446	21.65 x 15.94 x 18.35 550 x 405 x 466	21.65 x 15.94 x 18.96 550 x 405 x 481	22.25 x 19.29 x 20.08 565 x 490 x 510
Can be built-in / integrated	Yes	Yes	Yes	Yes
Reversible door hinge	Yes	Yes	Yes	Yes
LED interior light	Yes	Yes	Yes	Yes
Input rating (W)	65	65	45	45
Energy consumption (kWh/24 h)	0.7	0.7	0.2	0.2
Features	<ul style="list-style-type: none"> Noiseless 1 door rack 1 adjustable shelf Long lasting technology 	<ul style="list-style-type: none"> Noiseless 2 door racks 1 adjustable shelf Long lasting technology 	<ul style="list-style-type: none"> High performance Integrated silent mode 2 door racks 1 adjustable shelf 	<ul style="list-style-type: none"> High performance Integrated silent mode 2 door racks 2 adjustable shelves
Options	<ul style="list-style-type: none"> Key lock 	<ul style="list-style-type: none"> Key lock 	<ul style="list-style-type: none"> Key lock 	<ul style="list-style-type: none"> Key lock



ALPHA A30S



ALPHA A40S/C40S



ALPHA C60S



ALPHA A30G



ALPHA A40G/C40G



ALPHA C60G

FOOD & BEVERAGE
MINIBARS

HIPRO LINE
TECHNICAL DATA



MODEL	ALPHA N30S	ALPHA N40S	ALPHA N30G	ALPHA N40G
Model class (liter)	30	40	30	40
Cooling technology	NTE	NTE	NTE	NTE
Noise level (dB[A])	0	0	0	0
Door type	Black standard	Black standard	Black standard	Black standard
Dimensions built-in version (H x W x D, in) (H x W x D, mm)	20.47 x 15.12 x 16.61 520 x 384 x 422	21.65 x 15.94 x 17.13 550 x 405 x 435	20.47 x 15.12 x 16.61 520 x 384 x 422	21.65 x 15.94 x 17.13 550 x 405 x 435
Can be built-in / integrated	Yes	Yes	Yes	Yes
Reversible door hinge	Yes	Yes	Yes	Yes
LED interior light	Yes	Yes	Yes	Yes
Input rating (W)	65	65	65	65
Energy consumption (kWh/24 h)	0.3	0.3	0.3	0.3
Features	<ul style="list-style-type: none"> Noiseless 1 door rack 1 adjustable shelf Long lasting technology 	<ul style="list-style-type: none"> Noiseless 2 door racks 1 adjustable shelf Long lasting technology 	<ul style="list-style-type: none"> Noiseless 1 door rack 1 adjustable shelf Long lasting technology 	<ul style="list-style-type: none"> Noiseless 2 door racks 1 adjustable shelf Long lasting technology
Options	<ul style="list-style-type: none"> Key lock Sliding hinge 	<ul style="list-style-type: none"> Key lock Sliding hinge 	<ul style="list-style-type: none"> Key lock Sliding hinge 	<ul style="list-style-type: none"> Key lock Sliding hinge



ALPHA N30S

ALPHA N40S

ALPHA N30G

ALPHA N40G

About us

Articles

How-to guides

Success stories

Downloads

Partner resources



Minibars



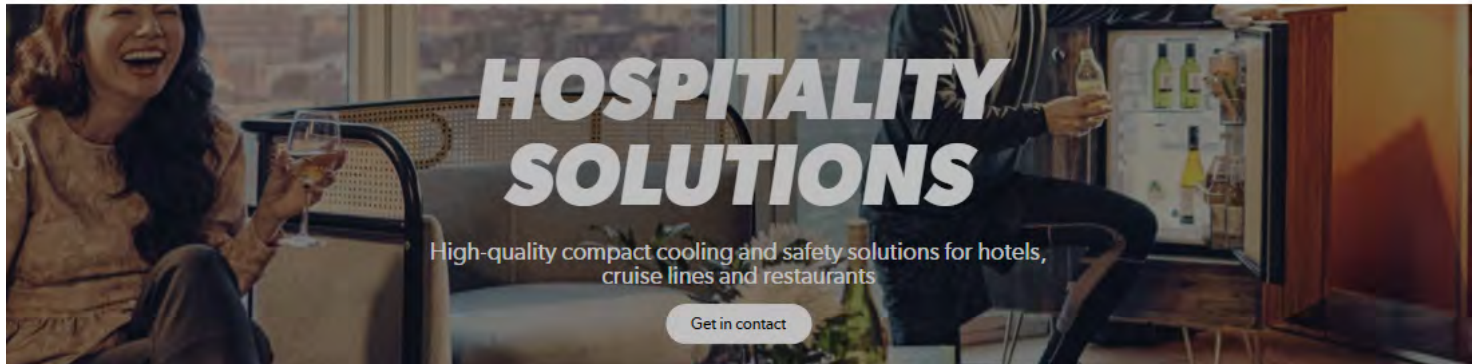
Safes



Wine Coolers



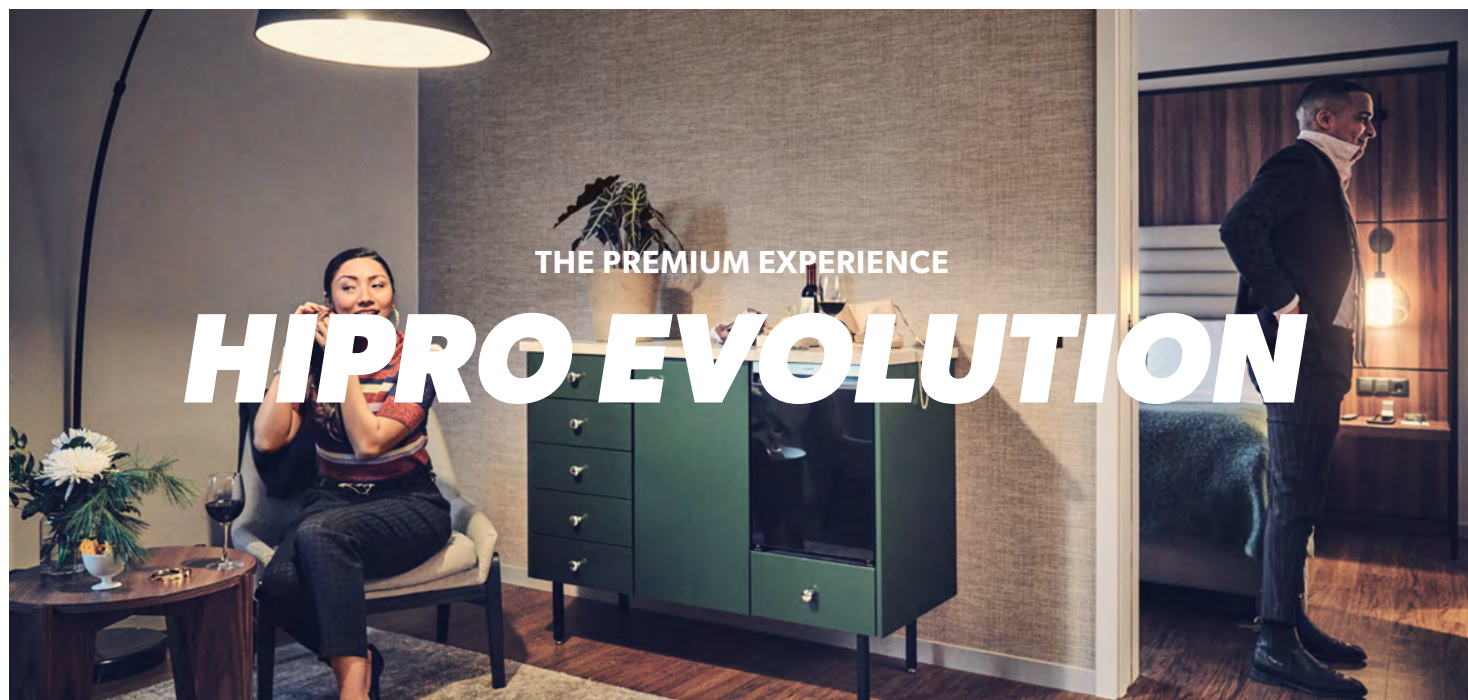
Beverage Centers



DISCOVER YOUR FULL OPTIONS

This is how you find all Dometic Hospitality solutions online:

Browse to **dometic.com/hospitality**. Here you get an overview of all our solutions, including safes, minibars, as well as special products for hospitality, catering, your patio, and wine refrigeration.



Evolution is Dometic at its very best. Featuring tempered glass shelves with trim, dual interior LED light, elegant black stainless paneled or glass doors with aluminum handles. Pamper your guests with Dometic's HiPro Evolution minibars.



C40G



Aluminum handle

Stylish aluminum handle for all Evolution models.



Control panel

Easy to use control panel with status LED.



Door racks

Included in all type of doors, even for the glass doors.

**HIPRO LINE
TECHNICAL DATA**



MODEL	EVOLUTION C40S	EVOLUTION C60S	EVOLUTION C40G	EVOLUTION C60G
Model class (liter)	40	60	40	60
Cooling technology	Compressor	Compressor	Compressor	Compressor
Noise level (dB[A])	33	38	33	38
Door type	Black Stainless steel	Black Stainless steel	Transparent glass door	Transparent glass door
Dimensions built-in version (H×W×D, in) (H×W×D, mm)	21.65 × 15.94 × 18.94 550 × 405 × 481	22.25 × 19.29 × 20.08 565 × 490 × 510	21.65 × 15.94 × 18.96 550 × 405 × 482	22.24 × 19.29 × 20.08 565 × 490 × 510
Can be built-in / integrated	Yes	Yes	Yes	Yes
Reversible door hinge	Yes	Yes	Yes	Yes
LED interior light	Yes	Yes	Yes	Yes
Input rating (W)	45	45	45	45
Energy consumption* (kWh/24 h)	0.29	0.4	0.44	0.47
Features	<ul style="list-style-type: none"> • High performance • Aluminum handle • Integrated silent mode • 2 adjustable tempered glass shelves • 2 door racks with decorative trim • Dual-zone interior LED lights 	<ul style="list-style-type: none"> • High performance • Aluminum handle • Integrated silent mode • 2 adjustable tempered glass shelves • 2 door racks with decorative trim • Dual-zone interior LED lights 	<ul style="list-style-type: none"> • High performance • Aluminum handle • Integrated silent mode • 2 adjustable tempered glass shelves • 2 door racks with decorative trim • Dual-zone interior LED lights 	<ul style="list-style-type: none"> • High performance • Aluminum handle • Integrated silent mode • 2 adjustable tempered glass shelves • 2 door racks with decorative trim • Dual-zone interior LED lights
Options	<ul style="list-style-type: none"> • Key lock • Sliding hinge 	<ul style="list-style-type: none"> • Key lock • Sliding hinge 	<ul style="list-style-type: none"> • Key lock • Sliding hinge 	<ul style="list-style-type: none"> • Key lock • Sliding hinge

*Energy consumption is based on standardized testing under the U.S. Department of Energy's EnergyGuide program. Actual usage may vary.



EVOLUTION C40S



EVOLUTION C60S





EVOLUTION C40G



EVOLUTION C60G

HIPRO LINE TECHNICAL DATA



MODEL	EVOLUTION A30S	EVOLUTION A40S	EVOLUTION A30G	EVOLUTION A40G
Model class (liter)	30	40	30	40
Cooling technology	Absorption	Absorption	Absorption	Absorption
Noise level (dB[A])	0	0	0	0
Door type	Black Stainless steel	Black Stainless steel	Transparent glass door	Transparent glass door
Dimensions built-in version (H x W x D, in) (H x W x D, mm)	20.47 x 15.12 x 17.58 520 x 384 x 446	21.65 x 15.94 x 18.35 550 x 405 x 466	20.47 x 15.12 x 17.58 520 x 384 x 447	21.65 x 15.94 x 18.35 550 x 405 x 466
Can be built-in / integrated	Yes	Yes	Yes	Yes
Reversible door hinge	Yes	Yes	Yes	Yes
LED interior light	Yes	Yes	Yes	Yes
Input rating (W)	65	65	65	65
Energy consumption* (kWh/24 h)	0.53	0.58	0.7	0.73
Features	<ul style="list-style-type: none"> Noiseless Aluminum handle 1 adjustable tempered glass shelf 1 door rack with decorative trim Dual-zone interior LED lights 	<ul style="list-style-type: none"> Noiseless Aluminum handle 2 adjustable tempered glass shelves 2 door racks with decorative trim Dual-zone interior LED lights 	<ul style="list-style-type: none"> Noiseless Aluminum handle 1 adjustable tempered glass shelf 1 door rack with decorative trim Dual-zone interior LED lights 	<ul style="list-style-type: none"> Noiseless Aluminum handle 2 adjustable tempered glass shelves 2 door racks with decorative trim Dual-zone interior LED lights
Options	<ul style="list-style-type: none"> Key lock Sliding hinge 	<ul style="list-style-type: none"> Key lock Sliding hinge 	<ul style="list-style-type: none"> Key lock Sliding hinge 	<ul style="list-style-type: none"> Key lock Sliding hinge

*Energy consumption is based on EU standard EN62552-3:2020 (AC). Actual use may vary.



EVOLUTION A30S



EVOLUTION A40S



EVOLUTION A30G



EVOLUTION A40G

**HIPRO LINE
TECHNICAL DATA**



MODEL	EVOLUTION N30S	EVOLUTION N40S	EVOLUTION N30G	EVOLUTION N40G
Model class (liter)	30	40	30	40
Cooling technology	Thermoelectric	Thermoelectric	Thermoelectric	Thermoelectric
Noise level (dB[A])	0	0	0	0
Door type	Black Stainless steel	Black Stainless steel	Transparent glass door	Transparent glass door
Dimensions built-in version (H×W×D, in) (H×W×D, mm)	20.47 × 15.12 × 16.61 520 × 384 × 422	21.65 × 15.94 × 17.13 550 × 405 × 435	20.47 × 15.12 × 16.61 520 × 384 × 422	21.65 × 15.94 × 17.13 550 × 405 × 435
Can be built-in / integrated	Yes	Yes	Yes	Yes
Reversible door hinge	Yes	Yes	Yes	Yes
LED interior light	Yes	Yes	Yes	Yes
Input rating (W)	55	55	55	55
Energy consumption* (kWh/24 h)	0.26	0.26	0.42	0.44
Features	<ul style="list-style-type: none"> Noiseless Aluminum handle 1 adjustable tempered glass shelf 1 door rack with decorative trim Dual-zone interior LED lights 	<ul style="list-style-type: none"> Noiseless Aluminum handle 2 adjustable tempered glass shelves 2 door racks with decorative trim Dual-zone interior LED lights 	<ul style="list-style-type: none"> Noiseless Aluminum handle 1 adjustable tempered glass shelf 1 door rack with decorative trim Dual-zone interior LED lights 	<ul style="list-style-type: none"> Noiseless Aluminum handle 2 adjustable tempered glass shelves 2 door racks with decorative trim Dual-zone interior LED lights
Options	<ul style="list-style-type: none"> Key lock Sliding hinge 	<ul style="list-style-type: none"> Key lock Sliding hinge 	<ul style="list-style-type: none"> Key lock Sliding hinge 	<ul style="list-style-type: none"> Key lock Sliding hinge

*Energy consumption is based on EU standard EN62552-3:2020 (AC). Actual use may vary.



EVOLUTION N30S



EVOLUTION N40S



EVOLUTION N30G



EVOLUTION N40G



With convenient slide-out access, noiseless operation and low energy consumption: Dometic drawer minibars set new standards in design and efficiency. Staying at Four Seasons, Ritz Carlton, Rosewood, St. Regis, Park Hyatt, Fairmont or at many other luxury hotels or maybe funky citizenM, you will probably enjoy one of our drawer minibars. Often, beautifully integrated into the casegood. Why not in combination with our top opening safe – MDT400?

- Unique design for convenient slide-out access
- Dometic standard decor panel (D version) or ready for customized decor panel (F version)
- Thermoelectric cooling for noisless comfort
- Compressor cooling for lowest energy consumption
- Patented and design awarded technology



DM 20 D



DRAWER LINE TECHNICAL DATA



MODEL	DM 20 NTE D/F	DM 50 NTE D/F	DM 50 C D/F
Model class (liter)	20	50	50
Cooling technology	Thermoelectric	Thermoelectric	Compressor
Noise level (dB(A))	0	0	44
Cabinet colors	Anthracite	Anthracite	Anthracite
Dimensions built-in version (H x W x D, in)	DM 20 D: 14.37 x 15.12 x 16.50 DM 20 F: 14.37 x 15.12 x 15.39	DM 50 NTE D: 16.45 x 21.65 x 20.35 DM 50 NTE F: 16.45 x 21.65 x 19.25	DM 50 C D: 16.65 x 21.65 x 20.00 DM 50 C F: 16.65 x 21.65 x 18.82
Dimensions built-in version (H x W x D, mm)	DM 20 D: 365 x 384 x 419 DM 20 F: 365 x 384 x 391	DM 50 NTE D: 418 x 550 x 517 DM 50 NTE F: 418 x 550 x 489	DM 50 C D: 423 x 550 x 508 DM 50 C F: 423 x 550 x 478
Can be built-in/integrated	Yes	Yes	Yes
LED interior light	Yes	Yes	Yes
Input rating (W)	52	75	80
Energy consumption (kWh/24 h)	0.3*	0.33*	0.51**
Features	<ul style="list-style-type: none"> Highly flexible system of dividers and bottle fingers DM 20 D: with a decorative anthracite panel and handle DM 20 F: prepared for a decor panel to match the furniture design of the room 	<ul style="list-style-type: none"> Highly flexible system of dividers and bottle fingers DM 50 D: with a decorative anthracite panel and handle DM 50 F: prepared for a decor panel to match the furniture design of the room 	<ul style="list-style-type: none"> Highly flexible system of dividers and bottle fingers DM 50 C D: with a decorative anthracite panel and handle DM 50 C F: prepared for a decor panel to match the furniture design of the room
Options	<ul style="list-style-type: none"> Lock 	<ul style="list-style-type: none"> Lock 	<ul style="list-style-type: none"> Lock

*Energy consumption is based on EU standard EN62552-3:2020 (AC). Actual use may vary.

**Energy consumption is based on standardized testing under the U.S. Department of Energy's EnergyGuide program. Actual usage may vary.



Pull-out drawer

Removeable and smooth running, heavy-duty sliding rails for convenient use.



Light the way

LED interior light – nicely features snacks and beverages inside.



Organized storage

Adjustable dividers and bottle fingers provide easy access to the contents.



D Version



F Version

D Version: Door with anthracite grey Dometic front panel and handle

F Version: Door with plain front allowing the designer and furniture manufacturer to complete the door finish with a custom front panel based on our specifications (dimensions/thickness/weight)



WITH OR WITHOUT GLASS DOOR

COMPACT MINIBARS

Available in 20 liter – with or without a glass door. Small and compact, but just enough for most hotels where space is limited. Stocked or empty. You decide.




RH 429 LDAG



Flexible storage

Highly flexible shelving system.



Reversible door hinge

Easy to change from right to left hand hinge.

**COMPACT MINIBARS
TECHNICAL DATA**



MODEL	RH 429 LDAG	RH 429 LD
Model class (liter)	20	20
Cooling technology	Absorption	Absorption
Noise level (dB[A])	0	0
Door type	Glass door	Standard door
Dimensions built-in version (H × W × D, in) (H × W × D, mm)	17.13 × 16.61 × 15.12 435 × 422 × 384	17.13 × 16.61 × 15.12 435 × 422 × 384
Can be built-in/integrated	●	●
Reversible door hinge	●	●
LED interior light	●	●
Input rating (W)	75	75
Energy consumption* (kWh/24 h)	0.9	0.8
Features	<ul style="list-style-type: none"> • 1 adjustable metal shelf with recess for tall bottles • Glass door with aluminum frame 	<ul style="list-style-type: none"> • 1 door rack for smaller bottles • 1 adjustable metal shelf with recess for tall bottles
Options	<ul style="list-style-type: none"> • LED door opening control • Temperature set by remote control • Lock 	<ul style="list-style-type: none"> • LED door opening control • Temperature set by remote control • Lock

*Energy consumption is based on EU standard EN62552-3:2020 (AC). Actual use may vary.



RH 429 LDAG



RH 429 LD

VENTILATION GUIDELINE

To ensure **optimum cooling performance** with minimum energy consumption, several basic principles need to be followed when installing a minibar. The heat which the cooling unit extracts from the refrigerator interior is emitted at the back of the minibar.

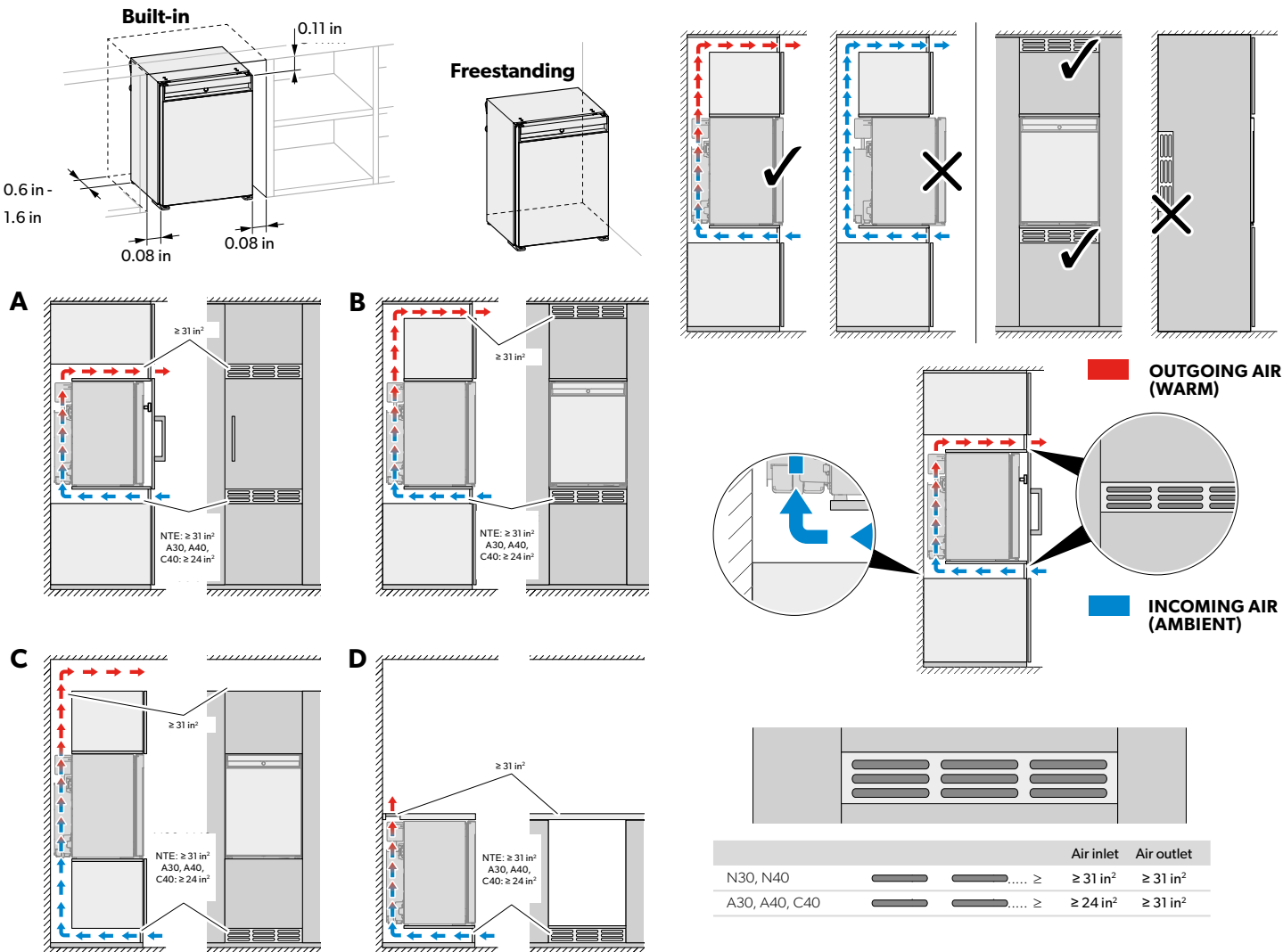
There must be **sufficient ventilation** here to prevent a build-up of heat. The free ventilation space for the HiPro Absorption and Compressor for incoming air should be at least 24 in² (150 cm²) and outgoing air at least 31 in² (200 cm²), while for the HiPro NTE the space for the incoming and outgoing air should be at least 31 in² (200 cm²).

The free ventilation space for the DM50C Compressor and DM20 Thermoelectric for incoming and outgoing air should be at least 31 in² (200 cm²), while for the DM50NTE Thermoelectric the space for the incoming and outgoing air should be at least 62 in² (400 cm²).

The distance from the rear of the minibar to the rear wall of the furniture must be at least 1 inch (2 cm). When installing the minibar, ensure that it is standing on a stable and horizontal surface, and not directly near a heat source.

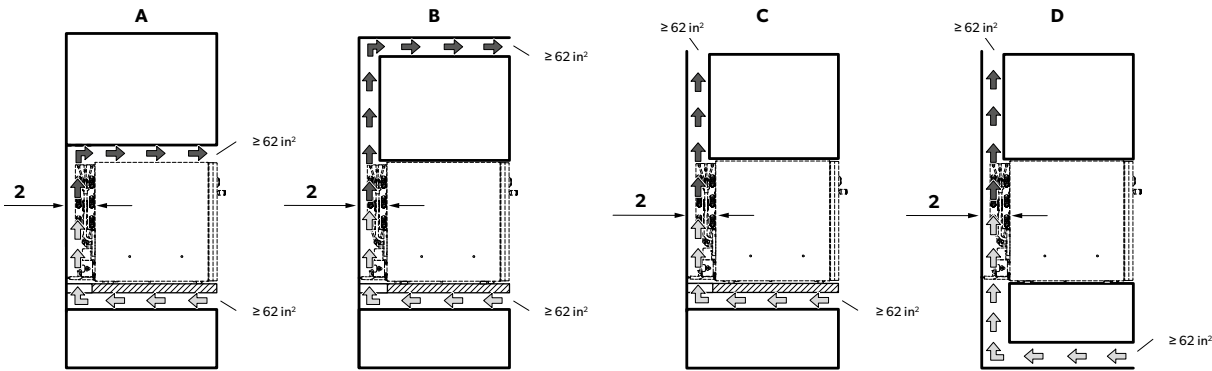
You can find all our documents, manuals and guidelines at documents.dometic.com.

HIPRO MINIBARS

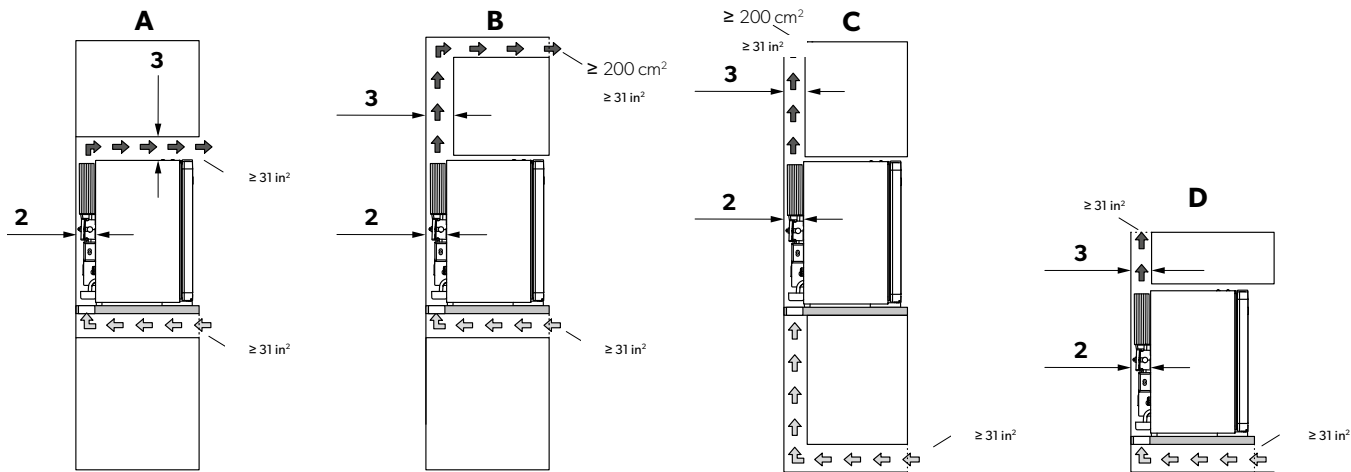


- The minibar must be placed on a surface that is level in both directions
- There should be a 1 inch (2 cm) clearance to the wall
- Ventilation must be provided as shown in the drawings below (A, B, C or D)
- The entire cooling unit should protrude into the ventilation duct as shown below
- Air passing through the duct must not be warmed up by any source of heat

DM50 DRAWER MINIBARS



RH & DM20 & DM50C MINIBARS



#	DM50 NTE Minibars	#	DM20 & DM50C Minibars	#	RH Minibars
2	Min. 0.59 in*	2	Approx. 0.393 in*	2	Min. 0.787 in*
		3	Min. 4.13 in	3	Min. 4.13 in

*Between the minibar's back (incl. the cooling unit) and the surrounding structure.

Important note

Please read these instructions carefully and follow all instructions, guidelines, and warnings included in all our product manuals in order to ensure that you install, use, and maintain our products properly at all times. By using our products, you hereby confirm that you have read all instructions, guidelines, and warnings carefully and that you understand and agree to abide by the terms and conditions as set forth herein. You agree to use our products only for the intended purpose and application and in accordance with the instructions, guidelines, and warnings as set forth in the product manuals as well as in accordance with all applicable laws and regulations. A failure to read and follow the instructions and warnings set forth herein may result in an injury to yourself and others, damage to your product or damage to other property in the vicinity. Our product manuals, including the instructions, guidelines, and warnings, and related documentation, may be subject to changes and updates. For up-to-date product information, please visit dometic.com.



FES





FROM STANDARD TO PREMIUM

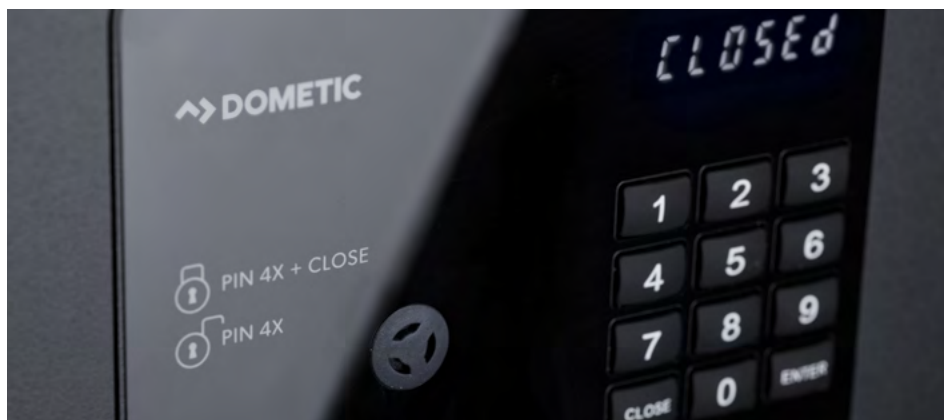
THE SERIES OF DOMETIC PROSAFE MODELS

Security is an essential requirement for hotel guests, and one of the main reasons for choosing or discarding a destination and a hotel. The Dometic GROUP, aware of this, is always developing and improving all of its products in order to meet the needs of customers.

The latest product innovation Dometic has launched is a proSafe series which goes one step further in terms of design, functionality, technology and security. This proSafe series has a modern design with a white LED display, an illuminated keypad, the latest anti-tampering system and

a new website platform which offers the possibility to operate the safe with the strictest security. The elegant cabinets of the new proSafe generation have rounded corners and edges for enhanced safety and contemporary design

- Master key
- LED interior light
- iAudit system – unique in the industry
- Remote Emergency Opening System (REOS 2.0)
 - ultimate security and user comfort
- Battery level check



Premium Class

Excellence in form and function: Dometic innovations like iAudit tracking and the REOS Remote Emergency Opening System ensure security on all levels.



Standard Class

High security level combined with easy operation for perfect comfort and convenience.

PRODUCT FINDER – THE QUICK WAY TO FIND THE RIGHT PRODUCT

Laser-cut door

Our doors are precisely cut and crafted by a laser beam. This allows us to achieve 100% accuracy in dimensions and an extremely small clearance between the door and casing, making the door almost impossible to pry open.

REOS code

REOS stands for Dometic's Remote Emergency Opening System. The emergency-opening system from Dometic is based on an innovative encoding system. The unique solution combines advanced electronics with state-of-the-art online technology to allow simple yet highly secure emergency opening by authorised hotel staff.

Premium iAudit

All operations effected on a safe must be documented – for your own security and for your insurance provider. This is where Dometic's Premium iAudit system offers a truly convenient solution: the integrated microchip provides storage capacity for the last 1,000 events.

Standard Audit

All operations effected on a safe must be documented. Includes Audit log for the last 100 events.

SAM

The unique Dometic safe management system (SAM) allows for iAudit Trail and one time emergency code generation (REOS) from a user friendly but PIN secured internet based software tool.

● Yes / – No / ○ Optional

WHAT'S IMPORTANT TO YOU?	PREMIUM CLASS	STANDARD CLASS
Easy operation	●	●
Motorized opening	●	●
LED interior light	●	●
White LED display	●	●
Emergency opening with master key	●	●
Emergency opening with master code	●	●
Emergency opening with REOS Code	○	–
Premium iAudit	●	–
SAM	○	–
Laser-cut door	●	–



SAFE TO SAY IT'S MORE CONVENIENT

PREMIUM CLASS IN-ROOM SAFES

DOMETIC PREMIUM CLASS SAFES

Protection for more privacy – comfortably and with absolute reliability. With a Dometic Premium Class proSafe, a hotel room becomes a perfectly private haven for the guest. A safe place for storage, conceived and implemented according to the newest standards. Its innovative and customizable design suits every hotel in a stylish way. Smooth surfaces and rounded edges make it easy to look after and give it long-lasting character. A color display and the integrated soft-touch

keypad make operation easy. And a Premium Class proSafe also breaks new ground when it comes to protective properties: pioneering technology like the unique iAudit and the antitampering system ensure security on all levels. The demand for contemporary security systems with added convenience is supported by special features such as REOS 2.0 software with its emergency code-opening system (optional).

- LED interior light
- Laser-cut door and frame
- iAudit for convenient documentation
- Emergency opening with key and master code
- Remote Emergency Opening System (REOS 2.0)
 - ultimate security and user comfort (optional)



WIDE CHOICE OF MODELS AND SIZES

Dometic ProSafe MD series Premium Class safes are available in various sizes to suit different capacity demands, interior designs and installation conditions. Sizes range from 8.2 to 29 liters.



Batteries included

Dometic safes come ready to use.



Automatic opening

Safe door opens automatically.



Fixing kit

Optional fixing kit for secure fastening.

SAFETY & SECURITY

SAFETY SOLUTIONS / PROSAFE PREMIUM CLASS

PROSAFE PREMIUM CLASS
TECHNICAL DATA

MODEL	MD 283	MD 363
Type of product	Electronic safe	
Capacity (liters)	8.2	24
Exterior dimensions (H × W × D, in) (H × W × D, mm)	6.49 × 11.02 × 9.25 165 × 280 × 235	7.48 × 14.17 × 16.14 190 × 360 × 410
Interior dimensions (H × W × D, in) (H × W × D, mm)	6.37 × 10.90 × 7.28 162 × 277 × 185	7.36 × 14.05 × 14.17 187 × 357 × 360
Steel thickness (mm)	Door: 5.0 / Body 1.2	Door: 5.0 / Body 1.5
Weight (lb/kg)	13.4 / 6.1	22.0 / 10.2
Keypad	ADA-compliant rubber keypad	
Display	White LED color display, 4-digit guest code, English language	
Locking mechanism	Two 18 mm solid steel bolts	
Locking system	Motorised with automatic opening	
Power	4 LR6/AA 1.5 V batteries (incl.)	
Cabinet color	Anthracite / RAL 7021	
Service unit	Dometic SD Card device	
FEATURES		
LED interior light	●	●
Laser cut technology	●	●
Masterkey opening*	●	●
Mastercode opening	●	●
Premium iAudit	●	●
Laptop size	–	15"
OPTIONS		
	<ul style="list-style-type: none">• Left door hinge• White color• Cloud based emergency opening (REOS 2.0)• Fixing Kit• Languages display (standard: English): ES, FR, DE, SE, PT• Master key	

*Master keys are optional, must be ordered separately, and are model-specific.

**PROSAFE PREMIUM CLASS
TECHNICAL DATA**



MODEL	MD 383	MD 493
Type of product	Electronic safe	
Capacity (liters)	28	29
Exterior dimensions (H × W × D, in) (H × W × D, mm)	7.48 x 14.96 x 17.71 190 × 380 × 450	7.48 x 19.29 x 14.56 190 × 490 × 370
Interior dimensions (H × W × D, in) (H × W × D, mm)	7.36 x 14.84 x 15.74 187 × 377 × 400	7.48 x 19.17 x 12.59 187 × 487 × 320
Steel thickness (mm)	Door: 5.0 / Body 1.5	Door: 5.0 / Body 1.5
Weight (lb/kg)	24.9 / 11.3	26.9 / 12.2
Keypad	ADA-compliant rubber keypad	
Display	White LED color display, 4-digit guest code, English language	
Locking mechanism	Two 18 mm solid steel bolts	
Locking system	Motorised with automatic opening	
Power	4 LR6/AA 1.5 V batteries (incl.)	
Cabinet color	Anthracite / RAL 7021	
Service unit	Dometic SD Card device	
FEATURES		
LED interior light	●	●
Laser cut technology	●	●
Masterkey opening*	●	●
Mastercode opening	●	●
Premium iAudit	●	●
Laptop size	17"	17"
OPTIONS		
	<ul style="list-style-type: none">• Left door hinge• Cloud based emergency opening (REOS 2.0)• Fixing Kit• Languages display (standard: English): ES, FR, DE, SE, PT• Master key	

*Master keys are optional, must be ordered separately, and are model-specific.

DOMETIC STANDARD CLASS SAFES

ROBUSTLY MADE WITH USER-FRIENDLY FEATURES AND FUNCTIONS

It puts hotel guests' mind at rest to have a safe place for their valuables while travelling. Providing a secure space for important or valuable objects yet it is a distinctive feature when choosing a hotel room or suite. With a Standard Class proSafe, you can create a reliable spot in a guest room that is worth every penny. Security and functionality are paramount with all Dometic safe models. The Standard Class safe models offer your guests a high level of security thanks to their robust construction. Their simple and intuitive usability also provides perfect comfort and convenience.

- Robust and reliable
- LED display
- LED interior light
- Master key and master code emergency opening
- Wide choice: horizontal or top-opening



DOMETIC PROSAFE MD 390 / 450

SAFE INVESTMENT

The doors on all the Standard Class safe models are precisely cut and crafted. Their robust construction and a locking system with extra-strong steel bolts leave no point of attack for burglars. The LED interior light minimises the risk of forgotten valuables. Fast and secure emergency opening is possible with a master key or by an external emergency opening device

- Robust, reliable construction for optimal safety
- LED interior light makes the contents visible at a glance
- Emergency opening with master key or Master code.



DOMETIC PROSAFE MDT TOP-OPENING SAFE

Part of the Dometic Standard Class series, the Dometic proSafe MDT 400 X top-opening safe provides a simple, yet ingenious solution that is easy to operate and safe to use. The top-opening drawer safe can be integrated in an existing furniture drawer and provides easy access to guests' valuables. At the same time it meets the highest demands on ergonomic design, comfort and security with an LED interior light, master key and master code in case of emergency, digital LED illuminated keypad, four-digit code and top-opening stabilizer arm. An audio signal confirms that the safe is securely locked.

- Convenient access from above
- LED interior light makes the contents visible at a glance
- Enough room to fit laptop and tablet computers
- Ideal for installation into existing hotel room drawer
- Stabilizer arm for smooth opening and closing of the lid



Easy operation

The operation is easy to understand and explained via the pictogram.

Handle

Integrated handle for easy opening and closing.

Light the way


Standard LED interior lighting.

Soft close

Muted door closing.

SAFETY & SECURITY

SAFETY SOLUTIONS / PROSAFE STANDARD CLASS

PROSAFE STANDARD CLASS TECHNICAL DATA		
	MD 390	MD 450
MODEL		
Type of product	Electronic safe	
Capacity (liters)	31.5	30.4
Exterior dimensions (H × W × D, in) (H × W × D, mm)	7.87 × 15.35 × 18.50 200 × 390 × 470	7.87 × 17.71 × 15.75 200 × 450 × 400
Interior dimensions (H × W × D, in) (H × W × D, mm)	7.71 × 15.91 × 16.45 196 × 386 × 418	7.71 × 17.55 × 13.70 196 × 446 × 348
Steel thickness (mm)	Door: 5.0 / Body 2	Door: 5.0 / Body 2
Weight (lb/kg)	31.5 / 14.3	32.0 / 14.5
Keypad	Rubber keypad	
Display	Red LED 4-digit guest code, English language	
Locking mechanism	Two 19 mm steel bolts	
Locking system	Motorised with automatic opening	
Power	4 LR6/AA 1.5 V batteries (incl.)	
Cabinet color	Anthracite / RAL 7021	
Cabinet color	Anthracite / RAL 7021	
FEATURES		
Confirmation buzzer	●	●
LED interior light	●	●
Masterkey opening*	●	●
Master code opening	●	●
Laptop size	17"	15"
OPTIONS		
	<ul style="list-style-type: none">• Fixing kit• Left-hand hinge• Master key	<ul style="list-style-type: none">• Fixing kit• Master key

*Master keys are optional, must be ordered separately, and are model-specific.



PROSAFE STANDARD CLASS TECHNICAL DATA

MODEL

MDT 400X

Type of product	Electronic safe
Capacity (liters)	9.7
Exterior dimensions (H x W x D, in) (H x W x D, mm)	5.11 x 15.74 x 13.77 130 x 400 x 350
Interior dimensions (H x W x D, in) (H x W x D, mm)	2.95 x 14.96 x 11.81 75 x 380 x 300
Steel thickness (mm)	Door: 3.0 / Body 1.5
Weight (lb/kg)	19.8/9.0
Keypad	Rubber keypad
Display	Red LED 4-digit guest code, English language
Locking mechanism	Two 19 mm steel bolts
Locking system	Motorised with automatic opening
Power	4 LR6/AA 1.5 V batteries (incl.)
Cabinet color	Anthracite / RAL 7021
Cabinet color	Anthracite / RAL 7021

FEATURES

Confirmation buzzer	●
LED interior light	●
Masterkey opening*	●
Master code opening	●
Laptop size	15"

OPTIONS

- Fixing kit
- Master key

*Master keys are optional, must be ordered separately, and are model-specific.



WBAR





INTRODUCING THE DOMETIC DRAWBAR

TAILORED TO YOUR TASTE

Re-creating the feeling of a perfect evening out in the comfort of your own kitchen means getting the details right. Like un-corking a good wine and serving it at the optimal temperature, at just the right moment. The Dometic DrawBar blends elegantly into your hotel room and adds a unique finishing touch to your property. It's an enticing detail that elevates every glass and turns it into a memorable experience.



KEY FEATURES

A PERFECT WINE EXPERIENCE

For optimal serving temperature, select one of five pre-set options, professionally tailored for different types of wine: 41, 46, 52, 57 or 63 °F.

COMPACT WINE STORAGE

The Dometic DrawBar is always close at hand and fits up to five bottles, from long Riesling to large Champagne.

CONTROLLED STORING ENVIRONMENT

Powerful and efficient compressor cooling technology with electronic controls. Humidity-control tray further improves the storing environment.

DESIGNED TO STAND OUT

Soft illumination elegantly showcases your wine bottles and adds a touch of luxury to your kitchen.

PERFECT FIT

Glass or custom front panels ensure a refined and coordinated finish to your kitchen design.

THE DOMETIC DRAWBAR RANGE



Dometic DrawBar 5C
Transparent glass front



Dometic DrawBar 5S
Custom cabinet front



DRAWBAR TECHNICAL DATA		
MODEL	DRAWBAR 5C	DRAWBAR 5S
Storage volume (liter)	15	15
Product dimensions (H × W × D, in) (H × W × D, mm)	5.5 x 21.9 x 21.3 140 x 556 x 542	5.5 x 21.9 x 21.3 140 x 556 x 542
Shelves	1 metal rack	1 metal rack
Door lock	No	No
Temperature setting	41–63 °F 5–17 °C	41–63 °F 5–17 °C
Defrost	Auto	Auto
Noise level (dB)	45	45
Refrigerant	R600a	R600a
Power cord length (m)	1.9	1.9
Electrical specifications	45W, 120V 60Hz	45W, 120V 60Hz

USA & CANADA**DOMETIC CORPORATION**

Columbia Centre 1
5600 N. River Rd
Suite 250
Rosemont, IL 60018
Tel +1 574 326 7635
Tel +1 574 294 2511
Mail hospitality_us@dometic.com

MEXICO**DOMETIC MX**

Circuito Médicos No. 6 Local 1
Colonia Ciudad Satélite
CP 53100 Naucalpan de Juárez
Estado de México
Tel +52 55 5374 4108
Mail hospitality_mx@dometic.com

EXPORT**DOMETIC COMPETENCE CENTER**

Circuito Médicos No. 6 Local 1
Colonia Ciudad Satélite
CP 53100 Naucalpan de Juárez
Estado de México
Tel +52 55 5374 4108
Mail hospitality_mx@dometic.com

We distribute our products in around 100 markets. Please mail us at: hospitality@dometic.com, or check our website dometic.com/hospitality

