

# PREMIUM GUEST EXPERIENCE

PROFESSIONAL HOSPITALITY EQUIPMENT





# ***THE NUMBER ONE CHOICE***

## **Welcome to Dometic!**

Whether it's a family-run Bed & Breakfast or the world's first 7-star hotel, the hospitality industry trusts us to deliver high-quality solutions for enhanced guest satisfaction. Today you can find millions of Dometic minibars, room safes and wine coolers in hotels of all star categories across the world – something we are very proud of. Our latest products are now here for you to explore. Welcome to our new catalogue – enjoy browsing and let us know what we can do for you.



## MINIBARS

Choose from our comprehensive series of minibars.  
Find the solution to best suit your guests' requirements and  
the style of your interior.

PAGE 6-29



## **SAFES**

Enhance the well-being of your guests by giving them the peace of mind that their valuables are safely stored.

**PAGE 30 – 41**



## **WINE COOLERS**

Full series of NEW wine coolers.

**PAGE 42 – 47**



## **MOBILE COOLING**

Cold drinks always available.

**PAGE 48 – 51**

## **MINIBARS**

<b>Dometic minibars intro</b>	<b>6 – 11</b>
<b>New HiPro minibars</b>	<b>12 – 21</b>
<b>Drawer minibars</b>	<b>22 – 23</b>
<b>Compact minibars</b>	<b>24 – 25</b>
<b>Oversized minibars</b>	<b>26 – 27</b>
<b>Ventilation guidelines</b>	<b>28 – 29</b>

## **SAFES**

<b>Dometic safes intro</b>	<b>30 – 33</b>
<b>Dometic Premium Class</b>	<b>34 – 37</b>
<b>Dometic Standard Class</b>	<b>38 – 41</b>

## **WINE COOLERS**

<b>Dometic New DrawBar</b>	<b>42 – 47</b>
----------------------------	----------------

## **MOBILE COOLING**

<b>Cool boxes</b>	<b>48 – 51</b>
-------------------	----------------

## **DOMETIC ON THE WEB**

Here's where you can find the complete Dometic series, with detailed information about all products. Plus, interesting facts about our company and download links for all our catalogs.

**DOMETIC.COM/PROFESSIONAL**





# PIONEERING INDUSTRY.

## GIVE YOUR GUESTS AN UNFORGETTABLE STAY

You will find more Dometic minibars and safes than any other make in first-class hotels across the world. Why? Know-how accumulated more than over 50 years, a track record of innovation as well as leading design solutions are the three main reasons.

The top of the line Dometic HiPro Evolution and Alpha range minibars are developed with your business experience in mind. A sustainable minibar is a smart minibar. The HiPro Evolution range is just that. Boasting precise temperature control, world-class efficiency and the best minibar cooling capacity, the premium Dometic HiPro range ensures chromate-free absorption technology checks in for a clean, sustainable future in your hotel.





# THE HOTEL AGAIN.

## **Dometic HiPro minibars**

### The next generation of minibars

The state-of-the-art design of Dometic HiPro will help you create a premium in-room feeling. With sleek design, elegant illumination and crystal clear doors, invite your guests to treat themselves to something special.

### Sustainability checking in

Sustainability means doing more with less. It's a philosophy we put into action with outstanding energy efficiency and the first chromate free minibar range on the market. A sustainable minibar is a smart minibar. The all new HiPro range delivers more powerful cooling with up to 40% less energy consumption, making a visible difference in OPEX for hotel owners.

**Read more on this on p. 12**



## **Dometic drawer minibars**

### Unique design, outstanding construction

Our drawer minibars are a class of their own in terms of design, size and functionality. Noiseless cooling, convenient slide-out access.

**Read more on this on p. 22**

# DRIVING SUSTAINABILITY IN OUR INDUSTRY

After recently having been granted the “Most Efficient 2024” EnergyStar certification in the USA, Dometic also scored the “Leader Level” for its minibar products in the MindClick Sustainability Assessment Program (MSAP) of the hospitality sector. These accomplishments stand as a testament to the dedication and hard work of our exceptional team. We are committed to maintaining and even elevating our efforts in driving sustainability in our industry.

More and more hotel guests today expect a sustainable travel experience. Dedicated to a more sustainable lifestyle, they seek to reduce their overall carbon footprint – including that of their travels. When it comes to choosing their holiday accommodation, they are likely to prefer hotels that share their mindset. The MindClick Sustainability Assessment Program (MSAP) helps traveller and hotel brands to make well informed decisions in the jungle of labels and certifications.

The MindClick methodology rates candidates into three levels based on their scores: Starter, Achiever or Leader. Dometic achieved notably high scores in the rating, with emphasis on hotel impact, end-of-use considerations, packaging, and social/environmental aspects of production. That means that Dometic minibars are currently performing at “Leader Level”, which is not only an achievement we are proud of, but also a motivation to keep up our efforts in developing sustainable solutions for the future.



## DOUBLE STAR AWARD

In addition to numerous other international awards, the Dometic HiPro minibar generation received the golden Star Award in the Food & Beverage category. This well-known award is voted by readers and decision-makers in the hotel industry and thus sets a clear exclamation mark behind this latest generation of minibars.

The Dometic MoBar was also successful and received the gold Star Award in the Technik category.

MORE INFORMATION  
ABOUT STAR AWARD



# DOMETIC MINIBARS

Always at your service

Premium can't be measured. It's all about the first impression, elegant design, and the silence that your guests appreciate. What can be measured is efficiency. With improved cooling performance and up to 40% lower energy consumption, it's clear to see why the HiPro range is considered the world's best minibar. After more than 50 years in the hotel business and 6 million installed units, we're proud to say that we're pioneering the hotel industry. Again.

## 1. COST REDUCTION

The new HiPro offers best-in-class energy efficiency – no matter which cooling technology is used.

## 2. SUSTAINABILITY

We work hard to achieve even lower footprints within manufacturing as well as energy consumption.

**PIONEERING  
THE HOTEL INDUSTRY.  
AGAIN.**

We believe in sustainable innovation for a better guest experience.

## 3. GUEST EXPERIENCE

HiPro will not only deliver premium cooling performance – it is also an attractive and sales promoting feature in the guest room.

## 4. STRONG PARTNERSHIP

After more than 50 years in the hotel business we have a strong promise to ensure care free maintenance.

# COOLING TECHNOLOGY

Dometic HiPro minibars are available with three different cooling technologies: absorption, thermoelectric, and compressor cooling. All have been improved and refined in the new HiPro range with the best cooling capacity and lowest energy consumption on the market – up to 50% less compared to standard units.

- Improved cooling performance
- Best-in-class energy efficiency
- Sustainable production and footprint
- Global sales and service network

## 1. ABSORPTION

Up to 40% lower energy consumption.

## 2. THERMOELECTRIC (NTE)

Up to 20% lower energy consumption.

## 3. COMPRESSOR

Up to 50% lower energy consumption.



THE WORLD'S BEST MINIBARS

# NEW DOMETIC HIPRO MINIBARS

# WE DEVELOPED HIPRO WITH HOTEL GUESTS IN MIND

A well-stocked minibar is an expected and appreciated hotel room feature for every hotel guests. Let's have a deeper look at some outstanding features we offer to the market with the HiPro minibar generation:



1

## Lower energy consumption

The HiPro range reduces energy consumption by up to 50% versus older models.

2

## Premium guest experience

The HiPro line is an attractive and sales-promoting feature in the guest room.

3

## Improved cooling power

Improved cooling capabilities with updated and optimized functionality.

4

## A strong partner

With more than 50 years of experience and more than 6 million installed units; we are a proven partner.



Many business travelers are constantly on the move living a suitcase life. Most days represent hard work with long hours – arriving late to the room preparing for the next day’s meeting while burning the midnight oil. That’s why the minibar is a much-appreciated feature offering cold

beverages and energizing snacks. For the leisure tourist, the hotel minibar is an opportunity to enjoy a cold beverage at the late arrival check-in, after a long city excursion, while getting ready for a fun night out, or perhaps waking up with a need to quench the thirst.

MODEL	ALPHA A30S	ALPHA A40S	ALPHA C40S	ALPHA C60S
<b>Model class (liter)</b>	30	40	40	60
<b>Cooling technology</b>	Absorption	Absorption	Compressor	Compressor
<b>Noise level (dB[A])</b>	0	0	33	38
<b>Door type</b>	Black standard	Black standard	Black standard	Black standard
<b>Dimensions built-in version</b> (H×W×D, in) (H×W×D, mm)	20.47 x 15.12 x 17.58 520 x 384 x 446	21.65 x 15.94 x 18.35 550 x 405 x 466	21.65 x 15.94 x 18.96 550 x 405 x 481	22.25 x 19.29 x 20.08 565 x 490 x 510
<b>Can be built-in / integrated</b>	Yes	Yes	Yes	Yes
<b>Reversible door hinge</b>	Yes	Yes	Yes	Yes
<b>LED interior light</b>	Yes	Yes	Yes	Yes
<b>Input rating (W)</b>	65	65	45	45
<b>Energy consumption (kWh/24 h)</b>	0.5	0.6	0.1	0.1
<b>Features</b>	<ul style="list-style-type: none"> <li>Noiseless</li> <li>1 door rack</li> <li>1 adjustable shelf</li> <li>Long lasting technology</li> </ul>	<ul style="list-style-type: none"> <li>Noiseless</li> <li>2 door racks</li> <li>1 adjustable shelf</li> <li>Long lasting technology</li> </ul>	<ul style="list-style-type: none"> <li>High performance</li> <li>Integrated silent mode</li> <li>2 door racks</li> <li>1 adjustable shelf</li> </ul>	<ul style="list-style-type: none"> <li>High performance</li> <li>Integrated silent mode</li> <li>2 door racks</li> <li>2 adjustable shelves</li> </ul>
<b>Options</b>	<ul style="list-style-type: none"> <li>Key lock</li> <li>Sliding hinge</li> </ul>	<ul style="list-style-type: none"> <li>Key lock</li> <li>Sliding hinge</li> </ul>	<ul style="list-style-type: none"> <li>Key lock</li> <li>Sliding hinge</li> </ul>	<ul style="list-style-type: none"> <li>Key lock</li> <li>Sliding hinge</li> </ul>



### Black handle

Luxury black handle for all Alpha models.



### Transparent door racks

Adjustable transparent door racks.



### Control panel

Easy to use control panel with status LED.



HIPRO LINE  
TECHNICAL DATA

MODEL	ALPHA A30G	ALPHA A40G	ALPHA C40G	ALPHA C60G
<b>Model class (liter)</b>	30	40	40	60
<b>Cooling technology</b>	Absorption	Absorption	Compressor	Compressor
<b>Noise level (dB[A])</b>	0	0	33	38
<b>Door type</b>	Glass door	Glass door	Glass door	Glass door
<b>Dimensions built-in version</b> (H×W×D, in) (H×W×D, mm)	20.47 x 15.12 x 17.58 520 x 384 x 446	21.65 x 15.94 x 18.35 550 x 405 x 466	21.65 x 15.94 x 18.96 550 x 405 x 481	22.25 x 19.29 x 20.08 565 x 490 x 510
<b>Can be built-in / integrated</b>	Yes	Yes	Yes	Yes
<b>Reversible door hinge</b>	Yes	Yes	Yes	Yes
<b>LED interior light</b>	Yes	Yes	Yes	Yes
<b>Input rating (W)</b>	65	65	45	45
<b>Energy consumption</b> (kWh/24 h)	0.7	0.7	0.2	0.2
<b>Features</b>	<ul style="list-style-type: none"> <li>Noiseless</li> <li>1 door rack</li> <li>1 adjustable shelf</li> <li>Long lasting technology</li> </ul>	<ul style="list-style-type: none"> <li>Noiseless</li> <li>2 door racks</li> <li>1 adjustable shelf</li> <li>Long lasting technology</li> </ul>	<ul style="list-style-type: none"> <li>High performance</li> <li>Integrated silent mode</li> <li>2 door racks</li> <li>1 adjustable shelf</li> </ul>	<ul style="list-style-type: none"> <li>High performance</li> <li>Integrated silent mode</li> <li>2 door racks</li> <li>2 adjustable shelves</li> </ul>
<b>Options</b>	<ul style="list-style-type: none"> <li>Key lock</li> </ul>	<ul style="list-style-type: none"> <li>Key lock</li> </ul>	<ul style="list-style-type: none"> <li>Key lock</li> </ul>	<ul style="list-style-type: none"> <li>Key lock</li> </ul>



ALPHA A30S

ALPHA A40S/C40S

ALPHA C60S

ALPHA A30G

ALPHA A40G/C40G

ALPHA C60G

**FOOD & BEVERAGE  
MINIBARS**

**HIPRO LINE  
TECHNICAL DATA**



MODEL	ALPHA N30S	ALPHA N40S	ALPHA N30G	ALPHA N40G
<b>Model class (liter)</b>	30	40	30	40
<b>Cooling technology</b>	NTE	NTE	NTE	NTE
<b>Noise level (dB[A])</b>	0	0	0	0
<b>Door type</b>	Black standard	Black standard	Black standard	Black standard
<b>Dimensions built-in version</b> (H x W x D, in) (H x W x D, mm)	20.47 x 15.12 x 16.36 520 x 384 x 415	21.65 x 15.94 x 17.13 550 x 405 x 435	20.47 x 15.12 x 16.36 520 x 384 x 415	21.65 x 15.94 x 17.13 550 x 405 x 435
<b>Can be built-in / integrated</b>	Yes	Yes	Yes	Yes
<b>Reversible door hinge</b>	Yes	Yes	Yes	Yes
<b>LED interior light</b>	Yes	Yes	Yes	Yes
<b>Input rating (W)</b>	65	65	65	65
<b>Energy consumption</b> (kWh/24 h)	0.3	0.3	0.3	0.3
<b>Features</b>	<ul style="list-style-type: none"> <li>Noiseless</li> <li>1 door rack</li> <li>1 adjustable shelf</li> <li>Long lasting technology</li> </ul>	<ul style="list-style-type: none"> <li>Noiseless</li> <li>2 door racks</li> <li>1 adjustable shelf</li> <li>Long lasting technology</li> </ul>	<ul style="list-style-type: none"> <li>Noiseless</li> <li>1 door rack</li> <li>1 adjustable shelf</li> <li>Long lasting technology</li> </ul>	<ul style="list-style-type: none"> <li>Noiseless</li> <li>2 door racks</li> <li>1 adjustable shelf</li> <li>Long lasting technology</li> </ul>
<b>Options</b>	<ul style="list-style-type: none"> <li>Key lock</li> <li>Sliding hinge</li> </ul>	<ul style="list-style-type: none"> <li>Key lock</li> <li>Sliding hinge</li> </ul>	<ul style="list-style-type: none"> <li>Key lock</li> <li>Sliding hinge</li> </ul>	<ul style="list-style-type: none"> <li>Key lock</li> <li>Sliding hinge</li> </ul>



ALPHA N30S



ALPHA N40S



ALPHA N30G



ALPHA N40G



# DISCOVER YOUR FULL OPTIONS

This is how you find all Dometic Hospitality solutions online:

Browse to [dometic.com/professional](https://dometic.com/professional). Here you get an overview of all our solutions, including safes, minibars, as well as special products for hospitality, catering, your patio, and wine refrigeration.

The image shows a screenshot of the Dometic Professional website. At the top, there is a dark navigation bar with the following elements from left to right: 'OUTDOOR', 'HOME', 'PROFESSIONAL', 'Dometic for Business', and a US flag icon. Below this is a secondary navigation bar with the 'DOMETIC PROFESSIONAL' logo on the left, and 'Solutions', 'Support & Service', and 'About Us' in the center. On the right side of this bar are 'Search' and 'Cart' icons. The main content area features a large hero image of a hotel lobby at night. A woman is sitting on a red armchair on the left, looking at a laptop. A man in a suit is standing on the right, interacting with a green minibar unit. The text 'HOTEL & HOSPITALITY SOLUTIONS' is overlaid in large white letters. Below this, the text 'Industry leading experts in guest comfort' is displayed, followed by a white 'Contact us' button.



Evolution is Dometic at its very best. Featuring tempered glass shelves with trim, dual interior LED light, elegant black stainless paneled or glass doors with aluminum handles. Pamper your guests with Dometic's HiPro Evolution minibars.



C40G



**Aluminum handle**

Stylish aluminum handle for all Evolution models.



**Control panel**

Easy to use control panel with status LED.



**Door racks**

Included in all type of doors, even for the glass doors.

**HIPRO LINE  
TECHNICAL DATA**



MODEL	EVOLUTION A30S	EVOLUTION A40S	EVOLUTION C40S	EVOLUTION C60S
<b>Model class (liter)</b>	30	40	40	60
<b>Cooling technology</b>	Absorption	Absorption	Compressor	Compressor
<b>Noise level (dB[A])</b>	0	0	33	38
<b>Door type</b>	Black Stainless steel	Black Stainless steel	Black Stainless steel	Black Stainless steel
<b>Dimensions built-in version</b> (H x W x D, in)	20.47 x 15.12 x 17.58	21.65 x 15.94 x 18.35	21.65 x 15.94 x 18.94	22.25 x 19.29 x 20.08
(H x W x D, mm)	520 x 384 x 446	550 x 405 x 466	550 x 405 x 481	565 x 490 x 510
<b>Can be built-in / integrated</b>	Yes	Yes	Yes	Yes
<b>Reversible door hinge</b>	Yes	Yes	Yes	Yes
<b>LED interior light</b>	Yes	Yes	Yes	Yes
<b>Input rating (W)</b>	65	65	45	45
<b>Energy consumption</b> (kWh/24 h)	0.5	0.6	0.1	0.1
<b>Features</b>	<ul style="list-style-type: none"> <li>Noiseless</li> <li>1 adjustable glass shelf</li> <li>1 door rack</li> <li>Dual-zone interior LED lights</li> </ul>	<ul style="list-style-type: none"> <li>Noiseless</li> <li>2 adjustable glass shelves</li> <li>2 door racks</li> <li>Dual-zone interior LED lights</li> </ul>	<ul style="list-style-type: none"> <li>Integrated silent mode</li> <li>2 adjustable glass shelves</li> <li>2 door racks</li> <li>Dual-zone interior LED lights</li> </ul>	<ul style="list-style-type: none"> <li>High performance</li> <li>Integrated silent mode</li> <li>2 adjustable glass shelves</li> <li>2 door racks with trim</li> <li>Dual-zone interior LED lights</li> </ul>
<b>Options</b>	<ul style="list-style-type: none"> <li>Key lock</li> <li>Sliding hinge</li> </ul>	<ul style="list-style-type: none"> <li>Key lock</li> <li>Sliding hinge</li> </ul>	<ul style="list-style-type: none"> <li>Key lock</li> <li>Sliding hinge</li> </ul>	<ul style="list-style-type: none"> <li>Key lock</li> <li>Sliding hinge</li> </ul>



EVOLUTION A30S



EVOLUTION A40S



EVOLUTION C40S



EVOLUTION C60S

**FOOD & BEVERAGE  
MINIBARS**



HIPRO LINE  
TECHNICAL DATA

MODEL	EVOLUTION A30G	EVOLUTION A40G	EVOLUTION C40G	EVOLUTION C60G
<b>Model class (liter)</b>	30	40	40	60
<b>Cooling technology</b>	Absorption	Absorption	Compressor	Compressor
<b>Noise level (dB[A])</b>	0	0	33	38
<b>Door type</b>	3 Layer Glass door	3 Layer Glass door	Glass door	Glass door
<b>Dimensions built-in version</b> (H x W x D, in) (H x W x D, mm)	20.47 x 15.12 x 17.58 520 x 384 x 446	21.65 x 15.94 x 18.35 550 x 405 x 466	21.65 x 15.94 x 18.96 550 x 405 x 481	22.25 x 19.29 x 20.08 565 x 490 x 510
<b>Can be built-in / integrated</b>	Yes	Yes	Yes	Yes
<b>Reversible door hinge</b>	Yes	Yes	Yes	Yes
<b>LED interior light</b>	Yes	Yes	Yes	Yes
<b>Input rating (W)</b>	65	65	45	45
<b>Energy consumption</b> (kWh/24 h)	0.641	0.646	0.2	0.2
<b>Features</b>	<ul style="list-style-type: none"> <li>Noiseless</li> <li>1 adjustable glass shelf</li> <li>1 door rack</li> <li>Dual-zone interior LED lights</li> </ul>	<ul style="list-style-type: none"> <li>Noiseless</li> <li>2 adjustable glass shelves</li> <li>2 door racks</li> <li>Dual-zone interior LED lights</li> </ul>	<ul style="list-style-type: none"> <li>High performance</li> <li>Integrated silent mode</li> <li>2 adjustable glass shelves</li> <li>2 door racks</li> <li>Dual-zone interior LED lights</li> </ul>	<ul style="list-style-type: none"> <li>High performance</li> <li>Integrated silent mode</li> <li>2 adjustable glass shelves</li> <li>2 door racks with trim</li> <li>Dual-zone interior LED lights</li> </ul>
<b>Options</b>	<ul style="list-style-type: none"> <li>Key lock</li> </ul>	<ul style="list-style-type: none"> <li>Key lock</li> </ul>	<ul style="list-style-type: none"> <li>Key lock</li> </ul>	<ul style="list-style-type: none"> <li>Key lock</li> </ul>



EVOLUTION A30G



EVOLUTION A40G



EVOLUTION C40G



EVOLUTION C60G

**HIPRO LINE  
TECHNICAL DATA**



MODEL	EVOLUTION N30S	EVOLUTION N40S	EVOLUTION N30G	EVOLUTION N40G
<b>Model class (liter)</b>	30	40	30	40
<b>Cooling technology</b>	NTE	NTE	NTE	NTE
<b>Noise level (dB[A])</b>	0	0	0	0
<b>Door type</b>	Black Stainless steel	Black Stainless steel	Glass door	Glass door
<b>Dimensions built-in version</b> (H x W x D, in) (H x W x D, mm)	20.47 x 15.12 x 16.36 520 x 384 x 415	21.65 x 15.94 x 17.13 550 x 405 x 435	20.47 x 15.12 x 16.36 520 x 384 x 415	21.65 x 15.94 x 17.13 550 x 405 x 435
<b>Can be built-in / integrated</b>	Yes	Yes	Yes	Yes
<b>Reversible door hinge</b>	Yes	Yes	Yes	Yes
<b>LED interior light</b>	Yes	Yes	Yes	Yes
<b>Input rating (W)</b>	65	65	65	65
<b>Energy consumption</b> (kWh/24 h)	0.3	0.3	0.3	0.3
<b>Features</b>	<ul style="list-style-type: none"> <li>Noiseless</li> <li>1 adjustable glass shelf</li> <li>1 door rack</li> <li>Dual-zone interior LED lights</li> </ul>	<ul style="list-style-type: none"> <li>Noiseless</li> <li>2 adjustable glass shelves</li> <li>2 door racks</li> <li>Dual-zone interior LED lights</li> </ul>	<ul style="list-style-type: none"> <li>Noiseless</li> <li>1 adjustable glass shelf</li> <li>1 door rack</li> <li>Dual-zone interior LED lights</li> </ul>	<ul style="list-style-type: none"> <li>Noiseless</li> <li>2 adjustable glass shelves</li> <li>2 door racks</li> <li>Dual-zone interior LED lights</li> </ul>
<b>Options</b>	<ul style="list-style-type: none"> <li>Key lock</li> <li>Sliding hinge</li> </ul>	<ul style="list-style-type: none"> <li>Key lock</li> <li>Sliding hinge</li> </ul>	<ul style="list-style-type: none"> <li>Key lock</li> <li>Sliding hinge</li> </ul>	<ul style="list-style-type: none"> <li>Key lock</li> <li>Sliding hinge</li> </ul>



EVOLUTION N30S



EVOLUTION N40S



EVOLUTION N30G



EVOLUTION N40G



With convenient slide-out access, noiseless operation and low energy consumption: Dometic drawer minibars set new standards in design and efficiency. Staying at Four Seasons, Ritz Carlton, Rosewood, St. Regis, Park Hyatt, Fairmont or at many other luxury hotels or maybe funky citizenM, you will probably enjoy one of our drawer minibars. Often, beautifully integrated into the casegood. Why not in combination with our top opening safe – MDT400?

- Unique design for convenient slide-out access
- Dometic standard decor panel (D version) or ready for customized decor panel (F version)
- Thermoelectric cooling for noiseless comfort
- Compressor cooling for lowest energy consumption
- Patented and design awarded technology



DM 20 D



**DRAWER LINE  
TECHNICAL DATA**



MODEL	DM 20 D/F	DM 50 NTE D/F	DM 50 C D/F
<b>Model class (liter)</b>	20	50	50
<b>Cooling technology</b>	Thermoelectric	Thermoelectric	Compressor
<b>Noise level (dB[A])</b>	0	0	44
<b>Cabinet colors</b>	Anthracite	Anthracite	Anthracite
<b>Dimensions built-in version (H x W x D, in)</b>	DM 20 D: 14.37 x 15.12 x 16.85 DM 20 F: 14.37 x 15.12 x 15.67	DM 50 NTE D: 16.45 x 21.65 x 20.35 DM 50 NTE F: 16.45 x 21.65 x 19.25	DM 50 C D: 16.65 x 21.65 x 20.00 DM 50 C F: 16.65 x 21.65 x 18.82
<b>Dimensions built-in version (H x W x D, mm)</b>	DM 20 D: 365 x 384 x 428 DM 20 F: 365 x 384 x 398	DM 50 NTE D: 418 x 550 x 517 DM 50 NTE F: 418 x 550 x 489	DM 50 C D: 423 x 550 x 508 DM 50 C F: 423 x 550 x 478
<b>Can be built-in/integrated</b>	Yes	Yes	Yes
<b>LED interior light</b>	Yes	Yes	Yes
<b>Input rating (W)</b>	52	75	80
<b>Energy consumption (kWh/24 h)</b>	0.3	0.33	0.51
<b>Features</b>	<ul style="list-style-type: none"> <li>Highly flexible system of dividers and bottle fingers</li> <li>DM 20 D: with a decorative anthracite panel and handle</li> <li>DM 20 F: prepared for a decor panel to match the furniture design of the room</li> </ul>	<ul style="list-style-type: none"> <li>Highly flexible system of dividers and bottle fingers</li> <li>DM 50 D: with a decorative anthracite panel and handle</li> <li>DM 50 F: prepared for a decor panel to match the furniture design of the room</li> </ul>	<ul style="list-style-type: none"> <li>Highly flexible system of dividers and bottle fingers</li> <li>DM 50 C D: with a decorative anthracite panel and handle</li> <li>DM 50 C F: prepared for a decor panel to match the furniture design of the room</li> </ul>
<b>Options</b>	<ul style="list-style-type: none"> <li>Lock</li> </ul>	<ul style="list-style-type: none"> <li>Lock</li> </ul>	<ul style="list-style-type: none"> <li>Lock</li> </ul>



**Pull-out drawer**

Removeable and smooth running, heavy-duty sliding rails for convenient use.



**Light the way**

LED interior light – nicely features snacks and beverages inside.



**Organized storage**

Adjustable dividers and bottle fingers provide easy access to the contents.



**D Version**



**F Version**

**D Version:** Door with anthracite grey Dometic front panel and handle

**F Version:** Door with plain front allowing the designer and furniture manufacturer to complete the door finish with a custom front panel based on our specifications (dimensions/thickness/weight)



Available in 20 liter – with or without a glass door. Small and compact, but just enough for most hotels where space is limited. Stocked or empty. You decide.



RH 429 LDAG



**Flexible storage**

Highly flexible shelving system.



**Reversible door hinge**

Easy to change from right to left hand hinge.



**COMPACT MINIBARS  
TECHNICAL DATA**



MODEL	RH 429 LDAG	RH 429 LD
<b>Model class (liter)</b>	20	20
<b>Cooling technology</b>	Absorption	Absorption
<b>Noise level (dB[A])</b>	0	0
<b>Door type</b>	Glass door	Standard door
<b>Dimensions built-in version</b> (H x W x D, in) (H x W x D, mm)	17.13 x 16.61 x 15.12 435 x 422 x 384	17.13 x 16.61 x 15.12 435 x 422 x 384
<b>Can be built-in/integrated</b>	●	●
<b>Reversible door hinge</b>	●	●
<b>LED interior light</b>	●	●
<b>Input rating (W)</b>	75	75
<b>Energy consumption</b> (kWh/24 h)	0.9	0.8
<b>Features</b>	<ul style="list-style-type: none"> <li>• 1 adjustable metal shelf with recess for tall bottles</li> <li>• Glass door with aluminum frame</li> </ul>	<ul style="list-style-type: none"> <li>• 1 door rack for smaller bottles</li> <li>• 1 adjustable metal shelf with recess for tall bottles</li> </ul>
<b>Options</b>	<ul style="list-style-type: none"> <li>• LED door opening control</li> <li>• Temperature set by remote control</li> <li>• Lock</li> </ul>	<ul style="list-style-type: none"> <li>• LED door opening control</li> <li>• Temperature set by remote control</li> <li>• Lock</li> </ul>



RH 429 LDAG



RH 429 LD



Available in 80 liters – with or without a glass door. Strong cooling performance and bright interior LED light - a perfect alternative for extended stay hotels or senior living.



CL 480 LGC



**Interior LED light**  
Perfect interior visibility.



**Digital thermostat**  
Advanced controls adjust temperature and interior brightness (CL 480 LGC).



**Variable door hinge**  
Easy to change from right to left hand hinge (except CL480 LGC)

**OVERSIZED MINIBARS  
TECHNICAL DATA**



MODEL	CL480 LDC	CL480 LGC
<b>Model class (liter)</b>	80	80
<b>Cooling technology</b>	Compressor	Compressor
<b>Noise level (dB[A])</b>	31.7	31
<b>Door Type</b>	Solid door	Glass door
<b>Dimensions built-in version</b> (H x W x D, in) (H x W x D, mm)	27.95 x 18.90 x 18.07 710 x 480 x 459	27.95 x 18.90 x 18.23 710 x 480 x 463
<b>Can be built-in/integrated</b>	●	●
<b>Reversible door hinge</b>	●	-
<b>LED interior light</b>	●	●
<b>Input rating (W)</b>	75	75
<b>Energy consumption</b> (kWh/24 h)	0.5	1.1
<b>Features</b>	<ul style="list-style-type: none"> <li>• 2 adjustable tempered glass shelves</li> <li>• Advanced electronic controls</li> <li>• Bright interior LED light</li> </ul>	<ul style="list-style-type: none"> <li>• 3 adjustable tempered glass shelves</li> <li>• Advanced controls adjust temperature and interior brightness</li> <li>• Snooze function (8 hours)</li> </ul>
<b>Options</b>	<ul style="list-style-type: none"> <li>• Lock</li> </ul>	-



CL 480 LDC



CL 480 LGC

# VENTILATION GUIDELINE

To ensure **optimum cooling performance** with minimum energy consumption, several basic principles need to be followed when installing a minibar. The heat which the cooling unit extracts from the refrigerator interior is emitted at the back of the minibar.

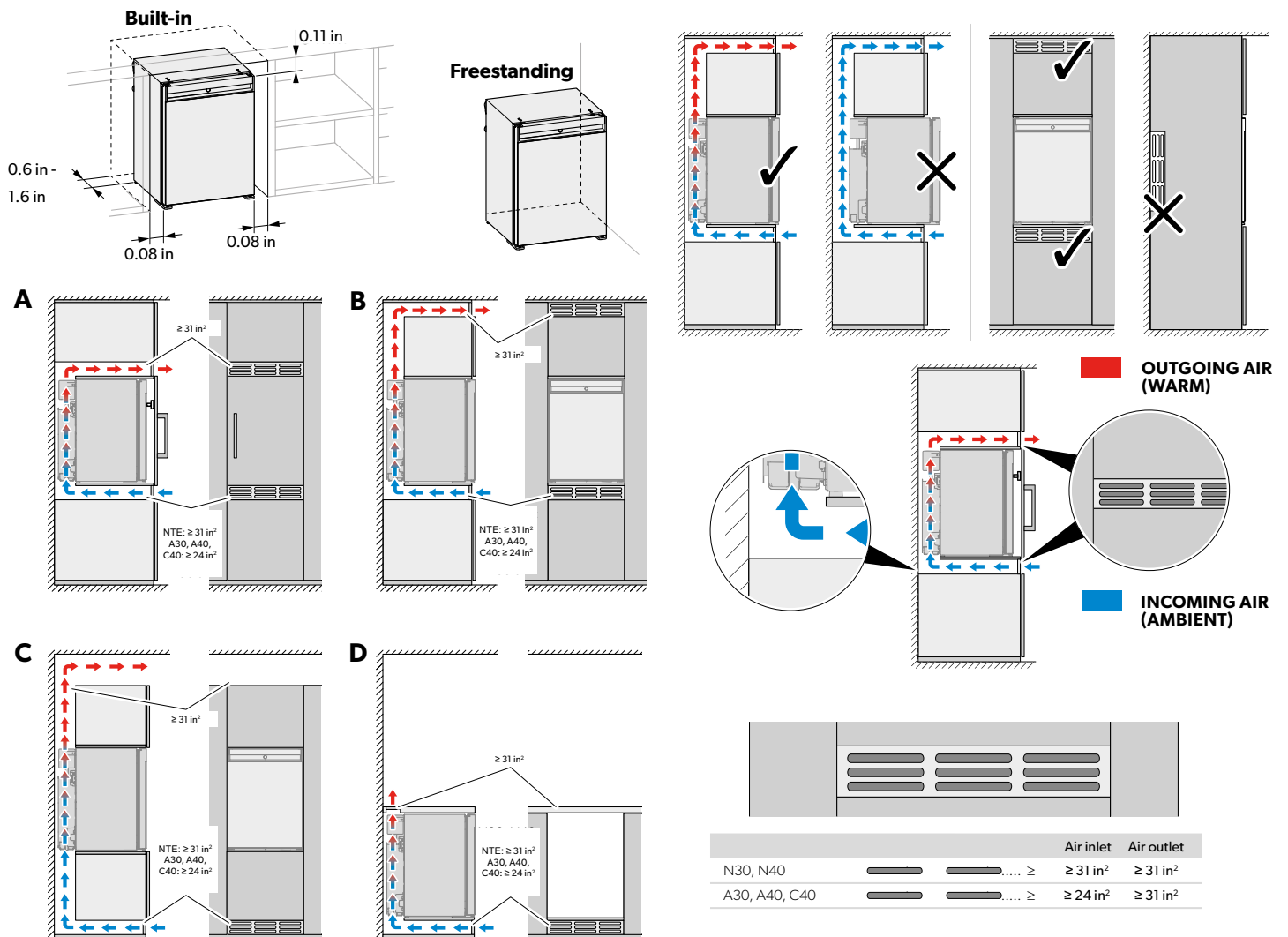
There must be **sufficient ventilation** here to prevent a build-up of heat. The free ventilation space for the new HiPro Absorption and Compressor for incoming air should be at least 24 in<sup>2</sup> (150 cm<sup>2</sup>) and outgoing air at least 31 in<sup>2</sup> (200 cm<sup>2</sup>), while for the HiPro NTE the space for the incoming and outgoing air should be at least 31 in<sup>2</sup> (200 cm<sup>2</sup>).

The free ventilation space for the DM50C Compressor and DM20 Thermoelectric for incoming and outgoing air should be at least 31 in<sup>2</sup> (200 cm<sup>2</sup>), while for the DM50NTE Thermoelectric the space for the incoming and outgoing air should be at least 62 in<sup>2</sup> (400 cm<sup>2</sup>).

The distance from the rear of the minibar to the rear wall of the furniture must be at least 1 inch (2 cm). When installing the minibar, ensure that it is standing on a stable and horizontal surface, and not directly near a heat source.

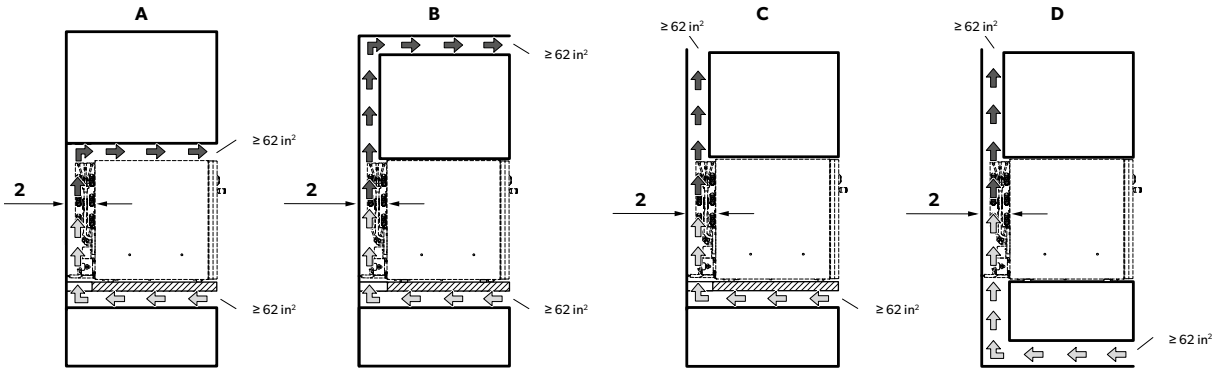
You can find all our documents, manuals and guidelines at [documents.dometic.com](http://documents.dometic.com).

## HIPRO MINIBARS

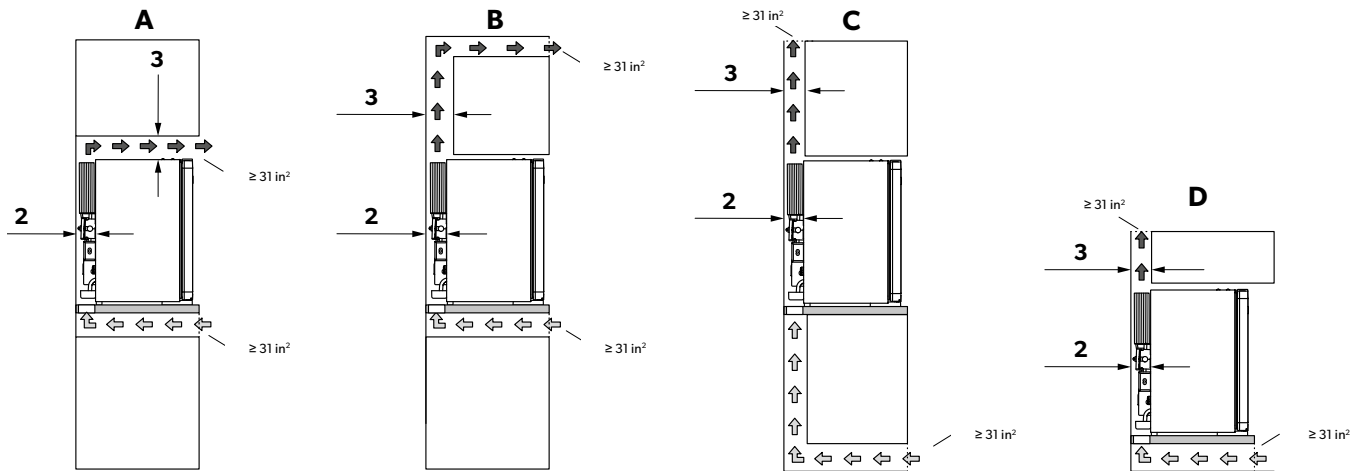


- The minibar must be placed on a surface that is level in both directions
- There should be a 1 inch (2 cm) clearance to the wall
- Ventilation must be provided as shown in the drawings below (A, B, C or D)
- The entire cooling unit should protrude into the ventilation duct as shown below
- Air passing through the duct must not be warmed up by any source of heat

## DM50 DRAWER MINIBARS



## RH & DM20 & DM50C MINIBARS



#	DM50 NTE Minibars	#	DM20 & DM50C Minibars	#	RH Minibars
2	Min. 0.59 in*	2	Approx. 0.393 in*	2	Min. 0.787 in*
		3	Min. 4.13 in	3	Min. 4.13 in

\*Between the minibar's back (incl. the cooling unit) and the surrounding structure.

### Important note

Please read these instructions carefully and follow all instructions, guidelines, and warnings included in all our product manuals in order to ensure that you install, use, and maintain our products properly at all times.

By using our products, you hereby confirm that you have read all instructions, guidelines, and warnings carefully and that you understand and agree to abide by the terms and conditions as set forth herein. You agree to use our products only for the intended purpose and application and in accordance with the instructions, guidelines, and warnings as set forth in the product manuals as well as in accordance with all applicable laws and regulations. A failure to read and follow the instructions and warnings set forth herein may result in an injury to yourself and others, damage to your product or damage to other property in the vicinity. Our product manuals, including the instructions, guidelines, and warnings, and related documentation, may be subject to changes and updates. For up-to-date product information, please visit [dometic.com](http://dometic.com).



**FES**





# ***FROM STANDARD TO PREMIUM***

## **THE SERIES OF DOMETIC PROSAFE MODELS**


Security is an essential requirement for hotel guests, and one of the main reasons for choosing or discarding a destination and a hotel. The Dometic GROUP, aware of this, is always developing and improving all of its products in order to meet the needs of customers.

The latest product innovation Dometic has launched is a proSafe series which goes one step further in terms of design, functionality, technology and security. This proSafe series has a modern design with a white LED display, an illuminated keypad, the latest anti-tampering system and

a new website platform which offers the possibility to operate the safe with the strictest security. The elegant cabinets of the new proSafe generation have rounded corners and edges for enhanced safety and contemporary design

- Master key
- LED interior light
- iAudit system – unique in the industry
- Remote Emergency Opening System (REOS 2.0)  
– ultimate security and user comfort
- Battery level check





### Premium Class

Excellence in form and function: Dometic innovations like iAudit tracking and the REOS Remote Emergency Opening System ensure security on all levels.

### Standard Class

High security level combined with easy operation for perfect comfort and convenience.

## PRODUCT FINDER – THE QUICK WAY TO FIND THE RIGHT PRODUCT

### Laser-cut door

Our doors are precisely cut and crafted by a laser beam. This allows us to achieve 100% accuracy in dimensions and an extremely small clearance between the door and casing, making the door almost impossible to pry open.

### REOS code

REOS stands for Dometic’s Remote Emergency Opening System. The emergency-opening system from Dometic is based on an innovative encoding system. The unique solution combines advanced electronics with state-of-the-art online technology to allow simple yet highly secure emergency opening by authorised hotel staff.

### Premium iAudit

All operations effected on a safe must be documented – for your own security and for your insurance provider. This is where Dometic’s Premium iAudit system offers a truly convenient solution: the integrated microchip provides storage capacity for the last 1,000 events.

### Standard Audit

All operations effected on a safe must be documented. Includes Audit log for the last 100 events.

### SAM

The unique Dometic safe management system (SAM) allows for iAudit Trail and one time emergency code generation (REOS) from a user friendly but PIN secured internet based software tool.

● Yes / – No / ○ Optional

WHAT’S IMPORTANT TO YOU?	PREMIUM CLASS	STANDARD CLASS
Easy operation	●	●
Motorized opening	●	●
LED interior light	●	●
White LED display	●	●
Emergency opening with master key	●	●
Emergency opening with master code	●	–
Emergency opening with CEU device	–	●
Emergency opening with REOS Code	○	–
Premium iAudit	●	–
Standard Audit	–	●
SAM	○	–
Laser-cut door	●	–



SAFE TO SAY IT'S MORE CONVENIENT

# **PREMIUM CLASS IN-ROOM SAFES**

# DOMETIC PREMIUM CLASS SAFES

Protection for more privacy – comfortably and with absolute reliability. With a Dometic Premium Class proSafe, a hotel room becomes a perfectly private haven for the guest. A safe place for storage, conceived and implemented according to the newest standards. Its innovative and customizable design suits every hotel in a stylish way. Smooth surfaces and rounded edges make it easy to look after and give it long-lasting character. A color display and the integrated soft-touch

keypad make operation easy. And a Premium Class proSafe also breaks new ground when it comes to protective properties: pioneering technology like the unique iAudit and the antitampering system ensure security on all levels. The demand for contemporary security systems with added convenience is supported by special features such as REOS 2.0 software with its emergency code-opening system (optional).

- LED interior light
- Laser-cut door and frame
- iAudit for convenient documentation
- Emergency opening with key and master code
- Remote Emergency Opening System (REOS 2.0)  
– ultimate security and user comfort (optional)



## WIDE CHOICE OF MODELS AND SIZES

Dometic ProSafe MD series Premium Class safes are available in various sizes to suit different capacity demands, interior designs and installation conditions. Sizes range from 8.2 to 29 liters.



### Batteries included

Dometic safes come ready to use.



### Automatic opening

Safe door opens automatically.



### Fixing kit

Optional fixing kit for secure fastening.

SAFETY & SECURITY

SAFETY SOLUTIONS / PROSAFE PREMIUM CLASS



PROSAFE PREMIUM CLASS  
TECHNICAL DATA

MODEL	MD 283	MD 363
<b>Type of product</b>	Electronic safe	
<b>Capacity (liters)</b>	8.2	24
<b>Exterior dimensions</b> (H x W x D, in) (H x W x D, mm)	6.49 x 11.02 x 9.25 165 x 280 x 235	7.48 x 14.17 x 16.14 190 x 360 x 410
<b>Interior dimensions</b> (H x W x D, in) (H x W x D, mm)	6.37 x 10.90 x 7.28 162 x 277 x 185	7.36 x 14.05 x 14.17 187 x 357 x 360
<b>Steel thickness (mm)</b>	Door: 5.0 / Body 1.2	Door: 5.0 / Body 1.5
<b>Weight (lb/kg)</b>	13.4 / 6.1	22.0 / 10.2
<b>Keypad</b>	ADA-compliant rubber keypad	
<b>Display</b>	White LED color display, 4-digit guest code, English language	
<b>Locking mechanism</b>	Two 18 mm solid steel bolts	
<b>Locking system</b>	Motorised with automatic opening	
<b>Power</b>	4 LR6/AA 1.5 V batteries (incl.)	
<b>Cabinet color</b>	Anthracite / RAL 7021	
<b>Service unit</b>	Dometic SD Card device	
<b>FEATURES</b>		
<b>LED interior light</b>	●	●
<b>Laser cut technology</b>	●	●
<b>Masterkey opening</b>	●	●
<b>Mastercode opening</b>	●	●
<b>Premium iAudit</b>	●	●
<b>Laptop size</b>	-	15"
<b>OPTIONS</b>		
	<ul style="list-style-type: none"> <li>• Left door hinge</li> <li>• White color</li> <li>• Cloud based emergency opening (REOS 2.0)</li> <li>• Fixing Kit</li> <li>• Languages display (standard: English): ES, FR, DE, SE, PT</li> </ul>	

**PROSAFE PREMIUM CLASS  
TECHNICAL DATA**



MODEL	MD 383	MD 493
<b>Type of product</b>	Electronic safe	
<b>Capacity (liters)</b>	28	29
<b>Exterior dimensions</b> (H x W x D, in) (H x W x D, mm)	7.48 x 14.96 x 17.71 190 x 380 x 450	7.48 x 19.29 x 14.56 190 x 490 x 370
<b>Interior dimensions</b> (H x W x D, in) (H x W x D, mm)	7.36 x 14.84 x 15.74 187 x 377 x 400	7.48 x 19.17 x 12.59 187 x 487 x 320
<b>Steel thickness (mm)</b>	Door: 5.0 / Body 1.5	Door: 5.0 / Body 1.5
<b>Weight (lb/kg)</b>	24.9 / 11.3	26.9 / 12.2
<b>Keypad</b>	ADA-compliant rubber keypad	
<b>Display</b>	White LED color display, 4-digit guest code, English language	
<b>Locking mechanism</b>	Two 18 mm solid steel bolts	
<b>Locking system</b>	Motorised with automatic opening	
<b>Power</b>	4 LR6/AA 1.5 V batteries (incl.)	
<b>Cabinet color</b>	Anthracite / RAL 7021	
<b>Service unit</b>	Dometic SD Card device	
<b>FEATURES</b>		
<b>LED interior light</b>	•	•
<b>Laser cut technology</b>	•	•
<b>Masterkey opening</b>	•	•
<b>Mastercode opening</b>	•	•
<b>Premium iAudit</b>	•	•
<b>Laptop size</b>	17"	17"
<b>OPTIONS</b>		

- Left door hinge
- Cloud based emergency opening (REOS 2.0)
- Fixing Kit
- Languages display (standard: English): ES, FR, DE, SE, PT

# DOMETIC STANDARD CLASS SAFES

## ROBUSTLY MADE WITH USER-FRIENDLY FEATURES AND FUNCTIONS

It puts hotel guests' mind at rest to have a safe place for their valuables while travelling. Providing a secure space for important or valuable objects yet it is a distinctive feature when choosing a hotel room or suite. With a Standard Class proSafe, you can create a reliable spot in a guest room that is worth every penny. Security and functionality are paramount with all Dometic safe models. The Standard Class safe models offer your guests a high level of security thanks to their robust construction. Their simple and intuitive usability also provides perfect comfort and convenience.

- Robust and reliable
- LED display
- LED interior light
- Master key and master code emergency opening with an external CEU device
- Standard Audit
- Wide choice: horizontal or top-opening



# DOMETIC PROSAFE MD 390 / 450 SAFE INVESTMENT

The doors on all the Standard Class safe models are precisely cut and crafted. Their robust construction and a locking system with extra-strong steel bolts leave no point of attack for burglars. The LED interior light minimises the risk of forgotten valuables. Fast and secure emergency opening is possible with a master key or by an external emergency opening device

- Robust, reliable construction for optimal safety
- LED interior light makes the contents visible at a glance
- Emergency opening with master key or or an external service device.



# DOMETIC PROSAFE MDT TOP-OPENING SAFE

Part of the Dometic Standard Class series, the Dometic proSafe MDT 400 X top-opening safe provides a simple, yet ingenious solution that is easy to operate and safe to use. The top-opening drawer safe can be integrated in an existing furniture drawer and provides easy access to guests' valuables. At the same time it meets the highest demands on ergonomic design, comfort and security with an LED interior light, master key and service unit possibilities in case of emergency, digital LED illuminated keypad, four-digit code and top-opening stabilizer arm. An audio signal confirms that the safe is securely locked.

- Convenient access from above
- LED interior light makes the contents visible at a glance
- Enough room to fit laptop and tablet computers
- Ideal for installation into existing hotel room drawer
- Stabilizer arm for smooth opening and closing of the lid



## Easy operation

The operation is easy to understand and explained via the pictogram.

## Handle

Integrated handle for easy opening and closing.

## Light the way

Standard LED interior lighting.

## Soft close

Muted door closing.

SAFETY & SECURITY

SAFETY SOLUTIONS / PROSAFE STANDARD CLASS

PROSAFE STANDARD CLASS  
TECHNICAL DATA



MODEL	MD 390	MD 450
<b>Type of product</b>	Electronic safe	
<b>Capacity</b> (liters)	31.5	30.4
<b>Exterior dimensions</b> (H x W x D, in) (H x W x D, mm)	7.87 x 15.35 x 18.50 200 x 390 x 480	7.87 x 17.71 x 15.74 200 x 450 x 410
<b>Interior dimensions</b> (H x W x D, in) (H x W x D, mm)	7.71 x 15.91 x 16.45 196 x 386 x 418	7.71 x 17.55 x 13.70 196 x 446 x 348
<b>Steel thickness</b> (mm)	Door: 5.0 / Body 2	Door: 5.0 / Body 2
<b>Weight</b> (lb/kg)	31.5 / 14.3	32.0 / 14.5
<b>Keypad</b>	Rubber keypad	
<b>Display</b>	Red LED 4-digit guest code, English language	
<b>Locking mechanism</b>	Two 19 mm steel bolts	
<b>Locking system</b>	Motorised with automatic opening	
<b>Power</b>	4 LR6/AA 1.5 V batteries (incl.)	
<b>Cabinet color</b>	Anthracite / RAL 7021	
<b>Standard Audit</b>	100 events audit trail	
<b>Service Unit</b>	CEU device	
<b>Cabinet color</b>	Anthracite / RAL 7021	
<b>FEATURES</b>		
<b>Confirmation buzzer</b>	●	●
<b>LED interior light</b>	●	●
<b>Masterkey opening</b>	●	●
<b>CEU device opening</b>	●	●
<b>Laptop size</b>	17"	15"
<b>OPTIONS</b>		
	<ul style="list-style-type: none"> <li>• Fixing kit</li> <li>• Left-hand hinge</li> </ul>	<ul style="list-style-type: none"> <li>• Fixing kit</li> </ul>





**PROSAFE STANDARD CLASS  
TECHNICAL DATA**

**MODEL** **MDT 400X**

<b>Type of product</b>	Electronic safe
<b>Capacity (liters)</b>	9.7
<b>Exterior dimensions</b> (H x W x D, in) (H x W x D, mm)	5.11 x 15.74 x 13.77 130 x 400 x 350
<b>Interior dimensions</b> (H x W x D, in) (H x W x D, mm)	2.95 x 14.96 x 11.81 75 x 380 x 300
<b>Steel thickness (mm)</b>	Door: 3.0 / Body 1.5
<b>Weight (lb/kg)</b>	19.8/9.0
<b>Keypad</b>	Rubber keypad
<b>Display</b>	Red LED 4-digit guest code, English language
<b>Locking mechanism</b>	Two 19 mm steel bolts
<b>Locking system</b>	Motorised with automatic opening
<b>Power</b>	4 LR6/AA 1.5 V batteries (incl.)
<b>Cabinet color</b>	Anthracite / RAL 7021
<b>Standard Audit</b>	100 events audit trail
<b>Service Unit</b>	CEU device
<b>Cabinet color</b>	Anthracite / RAL 7021

**FEATURES**

<b>Confirmation buzzer</b>	●
<b>LED interior light</b>	●
<b>Masterkey opening</b>	●
<b>CEU device opening</b>	●
<b>Laptop size</b>	15"

**OPTIONS**

- Fixing kit

A woman with dark hair pulled back, wearing a light blue vertically striped button-down shirt and large silver earrings, is smiling and looking to her right. She is holding a bottle of wine with both hands. The bottle has a white label that reads "MAIN ROAD" and "ESTABLISHED 1880". The wine is a reddish-orange color. In the background, there is a potted plant in a terracotta pot and a dark-colored wine cooler containing other bottles. The word "WINE" is overlaid in large, bold, white, sans-serif capital letters across the center of the image.

# WINE



# COOLERS



# ***INTRODUCING THE DOMETIC DRAWBAR***

**TAILORED TO YOUR TASTE**

Re-creating the feeling of a perfect evening out in the comfort of your own kitchen means getting the details right. Like un-corking a good wine and serving it at the optimal temperature, at just the right moment. The Dometic DrawBar blends elegantly into your hotel room and adds a unique finishing touch to your property. It's an enticing detail that elevates every glass and turns it into a memorable experience.



## KEY FEATURES

### A PERFECT WINE EXPERIENCE

For optimal serving temperature, select one of five pre-set options, professionally tailored for different types of wine: 41, 46, 52, 57 or 63 °F.

### COMPACT WINE STORAGE

The Dometic DrawBar is always close at hand and fits up to five bottles, from long Riesling to large Champagne.

### CONTROLLED STORING ENVIRONMENT

Powerful and efficient compressor cooling technology with electronic controls. Humidity-control tray further improves the storing environment.

### DESIGNED TO STAND OUT

Soft illumination elegantly showcases your wine bottles and adds a touch of luxury to your kitchen.

### PERFECT FIT

Glass or custom front panels ensure a refined and coordinated finish to your kitchen design.

# THE DOMETIC DRAWBAR RANGE



**Dometic DrawBar 5C**  
Transparent glass front



**Dometic DrawBar 5S**  
Custom cabinet front



**DRAWBAR  
TECHNICAL DATA**

<b>MODEL</b>	<b>DRAWBAR 5C</b>	<b>DRAWBAR 5S</b>
<b>Storage volume (liter)</b>	15	15
<b>Product dimensions</b> (H×W×D, in) (H×W×D, mm)	5.5 x 21.9 x 21.3 140 x 556 x 542	5.5 x 21.9 x 21.3 140 x 556 x 542
<b>Shelves</b>	1 metal rack	1 metal rack
<b>Door lock</b>	No	No
<b>Temperature setting</b>	41–63 °F 5–17 °C	41–63 °F 5–17 °C
<b>Defrost</b>	Auto	Auto
<b>Noise level (dB)</b>	45	45
<b>Refrigerant</b>	R600a	R600a
<b>Power cord length (m)</b>	1.9	1.9
<b>Electrical specifications</b>	45W, 120V 60Hz	45W, 120V 60Hz





A man in an orange t-shirt is leaning over a black cooler on a sandy beach. He is holding a bottle of beer. In the background, a woman in a black tank top is sitting in a folding chair, and another woman in a yellow shirt is sitting in a folding chair. A red SUV is parked on the beach. The word "COOLING" is written in large white letters across the middle of the image. A green rope is stretched across the scene.

# COOLING



# ***COLD DRINKS & ICE CREAM***

**ALWAYS AVAILABLE ANYWHERE, ANYTIME.**

Bring cold drinks or ice cream to your guests to remote places, even where electricity is not available. Enjoy reliably healthy food and cold drinks thanks to Dometic's market leading VMSO3 variable-speed compressor cooling technology. Its optimized software ensures superior cooling and energy efficiency. The CFX3 features durable

and lightweight fender frames to protect the cooler, making it ideal for use in harsh outdoor environments. Strong, spring-loaded aluminum handles make it easy to lift and carry. Adjust the cooling temperature of your CFX3 on the TFT display screen or download the Dometic app and roam free without worry. Cheers.

# DOMETIC CFX3

## YEARS OF INNOVATION FOR COOLING PERFECTION

Keep your product at the right temperature at all times. We can provide you with a mobile refrigeration solution. Our portable compressor coolers fit for demanding cooling tasks in harsh environments. Being very powerful they provide excellent cooling performance, even at extremely high ambient temperatures. The CFX3 features durable and lightweight fender frames to protect the cooler. Strong, spring-loaded aluminum handles make it easy to lift and carry. Adjust the cooling temperature of your CFX3 on the TFT display screen or download the Dometic app and roam free without worry.

- Heavy-duty yet lightweight construction, fender frame protected edges and stainless steel hinges
- CFX3 smartphone app allows temperature control via WiFi or Bluetooth and provides performance history
- Powerful VM303 compressor cooling technology
- 3-stage dynamic battery protection system prevents a dead car battery or allows a deep draw on dual batteries
- Generous storage capacity of 25 – 99 l
- Built-in TFT user interface displays operating status



12/24 V



Suitable for solar



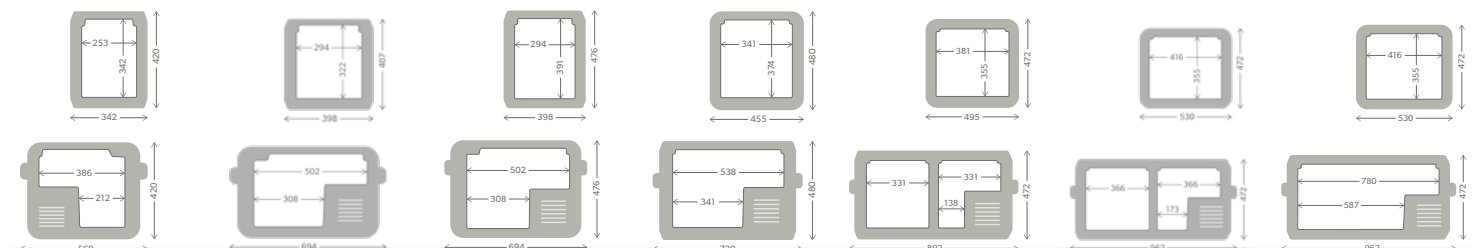
120 V



Controlled via WiFi or Bluetooth



TECHNICAL DATA							
COMPRESSOR COOLERS	CFX3 25	CFX3 35	CFX3 45	CFX3 55 IM	CFX3 75DZ	CFX3 95DZ	CFX3 100
<b>Total Volume</b> (l, approx.)	25	36	46	53	75 (45/30)	94 (55/39)	99
<b>Cans capacity</b> (units)	40	50	67	83	113	133	153
<b>Connections</b>	12 / 24 V DC / 100 – 240 V AC						
<b>Temperature series</b>	+68 to -7°F / +20 to -22°C						
<b>Power input</b> (watts, approx.)	46	50	52	50	59	61	73
<b>Refrigerant</b>	R134a						
<b>Weight</b>	28 lb / 12.7 kg	37 lb / 16.7 kg	41 lb / 18.7 kg	47 lb / 20.4 kg	61 lb / 27.8 kg	66 lb / 29.8 kg	65 lb / 29.6 kg
<b>Protection class</b>	IP44, colour display IP64						
<b>Test marks</b>	TÜV/GS, E-certified (Automotive EMC Directive)						
<b>Temperature control</b>	High resolution display / Wifi / Bluetooth						
<b>USB Charger</b>	●	●	●	●	●	●	●
<b>Dual Zone</b>	-	-	-	-	●	●	-
<b>Ice maker</b>	-	-	-	●	-	-	-



**USA & CANADA**

**DOMETIC CORPORATION**

Columbia Centre 1  
5600 N. River Rd  
Suite 250  
Rosemont, IL 60018  
Tel +1 574 326 7635  
Tel +1 574 294 2511  
Mail [hospitality\\_us@dometic.com](mailto:hospitality_us@dometic.com)

**MEXICO**

**DOMETIC MX**

Circuito Médicos No. 6 Local 1  
Colonia Ciudad Satélite  
CP 53100 Naucalpan de Juárez  
Estado de México  
Tel +52 55 5374 4108  
Mail [hospitality\\_mx@dometic.com](mailto:hospitality_mx@dometic.com)

**EXPORT**

**DOMETIC COMPETENCE CENTER**

Circuito Médicos No. 6 Local 1  
Colonia Ciudad Satélite  
CP 53100 Naucalpan de Juárez  
Estado de México  
Tel +52 55 5374 4108  
Mail [hospitality\\_mx@dometic.com](mailto:hospitality_mx@dometic.com)

We distribute our products in around 100 markets. Please mail us at: [hospitality@dometic.com](mailto:hospitality@dometic.com), or check our website [Dometic.com/hospitality](https://Dometic.com/hospitality)

