

Laminex®

Architectural Panels

Walls & Ceilings



Design for life.

Laminex® has been part of Australian life for 90 years. Our commitment to design, innovation, quality and sustainability endures, that's why we continue to produce a beautifully curated collection of decorative surfaces. They're perfect for a wide range of styles and applications, and are designed to stand up to the rigours of everyday life.



COVER: Laminex Architectural Wall Panels Classic Flat in Tasmanian Oak TrueScale® AbsoluteGrain® with Black Shadowline, Pencil Line Joint.
THIS PAGE: Laminex Architectural Wall Panels Batten 40 in Sublime Teak with Natural Shadowline, Laminex Architectural Ceiling Panels Batten 40 in Blackened Legno with Black Shadowline. Joinery in Laminex Sublime Teak.

A different way to do walls and ceilings.

Introducing Laminex Architectural Panels — an evolution in walls and ceilings. Designed and made in Australia, Laminex Architectural Wall and Ceiling Panels seamlessly integrate walls, ceilings and joinery to create considered spaces full of architectural detail. With an array of décors and profiles, the design possibilities are virtually endless.



Walls

Featuring a wide selection of Laminex woodgrain décors in four profiles, Laminex Architectural Wall Panels will add textural interest to any space.



Ceilings

Laminex Architectural Ceiling Panels and Tiles are available in three profiles and a selection of Laminex woodgrain décors. Available as drop in ceiling tiles or suspended face fixed large panels.

Walls image features **Laminex Architectural Wall Panels** in **Batten 40** in **Danish Walnut** with **Black Shadowline**.

Ceilings image features **Laminex Architectural Ceiling Panels** in **VGroove 100** in **Classic Oak** with **Black Shadowline**.
Joinery in **Laminex Ghostgum** and **Laminex Classic Oak**, Benchtop and Splashback in **Laminex Marmo Grigio TrueScale™**.

Walls.

Laminex Architectural Wall Panels provide the warmth of timber along with seamless décor and colour integration. Whether you're looking for distinctive timber contrasts or perfect woodgrain harmony, Laminex Architectural Wall Panels are the ideal material for your next project.



This range of prefinished wall panels uses our unique InvisiLock™ joining system, allowing each panel to be connected seamlessly. Fast and efficient installation make them the ideal choice for whole and feature walls.

Seamless design and colour integration

Laminex Architectural Wall Panels have been created using a selection of realistic woodgrain décors from the Laminex Colour Collection, ensuring seamless integration throughout your next project.

Designed to last

This is a durable wall solution made from decorated MDF, designed to withstand the wear and tear of commercial environments.

Smarter, faster installation

Using our InvisiLock™ joining system, our unique Batten and VGroove wall panels can be installed 3 x faster than individual battens, providing a cost-effective solution for commercial and residential interiors using only standard tools and fixings.



Wall Panels in **Laminex Architectural Wall Panels VGroove 100** in **Raw Birchply** with **Black Shadowline**.
Lockers in **Laminex Platypus Multipurpose Compact Laminate**.

The InvisiLock™ System.

The InvisiLock™ joining system is exclusive to the Laminex Architectural Wall Panel range. This system allows each panel to be connected quickly and seamlessly, providing a bow and gap-free finish and minimising installation time.



Smarter, faster installation

Our unique Batten and VGroove wall panels can be installed 3x faster than individual battens.

Shown here in VGroove 100 Sublime Teak with Black Shadowline.



Reversible panel

The refined Classic Flat Profile offers a modern reversible panel for added flexibility, allowing you to choose between a Pencil Line Joint (VGroove 1mm gap) or an Express Joint (trapezoid 7mm gap).


Shown here in Tasmanian Oak TrueScale™ with a Pencil Line Joint 1mm (top) and Express Joint 7mm (bottom) with Black Shadowline.

Wall Profiles.

Available in four profile options, Laminex Architectural Wall Panels are designed to suit a variety of styles and applications by seamlessly integrating with joinery and ceilings using the same décor.

Classic Flat

A flat profile panel with textured AbsoluteGrain® finish, that is reversible to allow the creation of two looks with one panel.



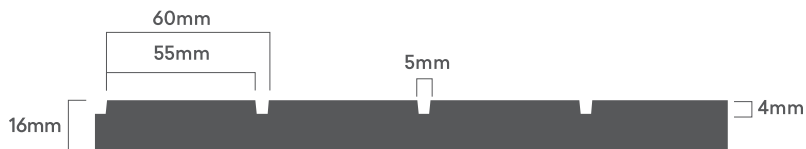
Batten 40

Timeless vertical lines separated by straight-edged grooves in a smaller 40mm dimension.



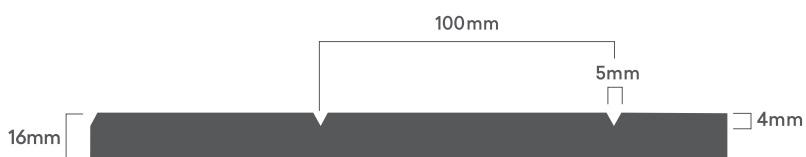
Batten 60

Timeless vertical lines separated by straight-edged grooves in a wider 60mm width option.



VGroove 100


A popular and subtle profile suited to both classic and contemporary spaces.



Wall Décors.

Laminex Architectural Wall Panels feature a selection of popular Laminex Woodgrain décors, designed to suit a wide range of design styles and projects. All décors are available with a Black Shadowline. Laminex Sublime Teak and Laminex Tasmanian Oak TrueScale™ are also available with a Natural Shadowline.

Substrate Colour



Black



Natural
(Sublime Teak & Tasmanian Oak TrueScale™ only)

Available in Batten 40, Batten 60 and VGroove 100 Decor Range




Raw Birchply




Classic Oak



Sublime Teak
(Black Shadowline)




Sublime Teak
(Natural Shadowline)



Danish Walnut



Planked Urban Oak



Blackened Legno

Classic Flat Decor Range



Raw Birchply
AGR



Victorian Ash TrueScale™
AGR



Calm Oak
AGR



Classic Oak
AGR



Tasmanian Oak TrueScale™
(Black Shadowline)
AGR



Tasmanian Oak TrueScale™
(Natural Shadowline)
AGR



Sublime Teak
(Black Shadowline)
AGR



Sublime Teak
(Natural Shadowline)
AGR



Planked Urban Oak
AGR



Spotted Gum TrueScale™
AGR



Danish Walnut
AGR



Blackened Legno
AGR



Black
AGR

Wall Technical Information.

Laminex Architectural Wall Panels are MDF MR,
Fire Group 3 rated and available in a select range of
Laminex Woodgrain Décors and four stylish profiles.

VGroove and Batten profiles available as a 2-panel pack.



Wall Panels in **Laminex Architectural Wall Panels Batten 40** in **Danish Walnut** with **Black Shadowline**.
Integrated joinery in **Laminex Danish Walnut**.



A proud
Australian
manufacturer



Profile	Décor	Substrate Colour	Substrate	Joint	Panel Size	Effective Width	Effective coverage (m ²)	Thickness
Classic Flat	Raw Birchply	Black Shadowline	MREO MDF	InvisiLock™ 12mm Express or Pencil Line Joint	3000 x 1200mm 1 panel per pack	1174mm	3.52	12mm
	Sublime Teak	Black Shadowline	MREO MDF					
		Natural Shadowline	MREO MDF					
	Planked Urban Oak	Black Shadowline	MREO MDF					
	Danish Walnut	Black Shadowline	MREO MDF					
	Classic Oak	Black Shadowline	MREO MDF					
	Blackened Legno	Black Shadowline	MREO MDF					
	Victorian Ash TrueScale™	Black Shadowline	MREO MDF					
	Spotted Gum TrueScale™	Black Shadowline	MREO MDF					
	Tasmanian Oak TrueScale™	Black Shadowline	MREO MDF					
		Natural Shadowline	MREO MDF					
	Black	Black Shadowline	MREO MDF					
	Calm Oak	Black Shadowline	MREO MDF					
Blackened Legno	Black Shadowline	MREO MDF						
Batten 40	Raw Birchply	Black Shadowline	MREO MDF	InvisiLock™ 16mm	3000 x 578mm 2 panels per pack	560mm	1.68	16mm
	Sublime Teak	Natural Shadowline	MREO MDF					
		Black Shadowline	MREO MDF					
	Planked Urban Oak	Black Shadowline	MREO MDF					
	Danish Walnut	Black Shadowline	MREO MDF					
	Classic Oak	Black Shadowline	MREO MDF					
	Blackened Legno	Black Shadowline	MREO MDF					
Batten 60	Raw Birchply	Black Shadowline	MREO MDF	InvisiLock™ 16mm	3000 x 558mm 2 panels per pack	540mm	1.62	16mm
	Sublime Teak	Natural Shadowline	MREO MDF					
		Black Shadowline	MREO MDF					
	Planked Urban Oak	Black Shadowline	MREO MDF					
	Danish Walnut	Black Shadowline	MREO MDF					
	Classic Oak	Black Shadowline	MREO MDF					
	Blackened Legno	Black Shadowline	MREO MDF					
VGroove 100	Raw Birchply	Black Shadowline	MREO MDF	InvisiLock™ 16mm	3000 x 518mm 2 panels per pack	500mm	1.5	16mm
	Sublime Teak	Natural Shadowline	MREO MDF					
		Black Shadowline	MREO MDF					
	Planked Urban Oak	Black Shadowline	MREO MDF					
	Danish Walnut	Black Shadowline	MREO MDF					
	Classic Oak	Black Shadowline	MREO MDF					
	Blackened Legno	Black Shadowline	MREO MDF					

Not suitable for high humidity environments.

Laminex Architectural Wall Panels Classic Flat in Victorian Ash TrueScale™ AbsoluteGrain® with Black Shadowline, Express Joint.
Hallway joinery in Laminex Victorian Ash TrueScale™ AbsoluteGrain®.





Ceilings.

Laminex Architectural Ceiling Panels feature a selection of popular Laminex woodgrain décors in three linear profiles, bringing textural interest and the warmth of timber to any space.



Laminex Architectural Wall Panels Classic Flat in Spotted Gum™ AbsoluteGrain® with Black Shadowline, Pencil Line Joint (left) and Express Joint (right).
Laminex Architectural Ceiling Tiles in Blackened Legno Batten 40 with Black Shadowline. Table Tops in Laminex Kalamata.

This collection of tiles and panels is ideal for both retrofit and new ceiling systems, offering direct fix or suspended ceiling options suitable for a range of projects. The large-format panels feature unique, removable tongue-and-groove joints, enabling a variety of panel layouts for versatile design possibilities.

Seamless design and colour integration

Laminex Architectural Ceiling Panels and Tiles have been created using a selection of realistic woodgrain décors from the Laminex Colour Collection, ensuring seamless integration throughout your next project.

Design flexibility

A premium ceiling solution offering creative freedom: from how the panels are fixed to how the joins are displayed. These systems are designed to seamlessly retrofit into existing structures, making them highly adaptable for various design needs.

Designed for standard systems

A design-led solution to elevate your next project in a room with a suspended grid system. This flexible solution will transform commercial ceilings quickly and easily providing installation options for:

- Drop in on suspension systems that uses a ceiling hanger or suspended rod
- Direct fix to suspended systems fixated to primary rail or top cross rail
- Direct fix to battens or furring channels



Laminex Architectural Wall Panels in Batten 40 in Sublime Teak with Natural Shadowline. Cabinetry and island bench in Laminex Sublime Teak. Laminex Architectural Ceiling Panels in Batten 40 in Blackened Legno with Black Shadowline.

Ceiling Profiles.

Available in three profile options, Laminex Architectural Ceiling Panels are designed to suit a variety of styles and applications by seamlessly integrating with joinery and walls using the same décor.

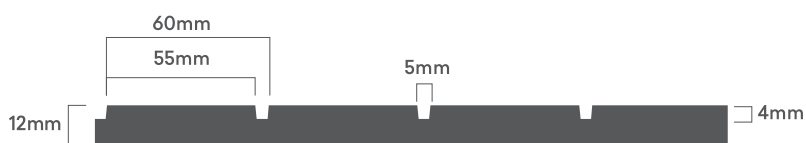
Batten 40

Timeless vertical lines separated by straight-edged grooves in a smaller 40mm dimension.




Batten 60

Timeless vertical lines separated by straight-edged grooves in a wider 60mm width option.



VGroove 100

A popular and subtle profile suited to both classic and contemporary spaces.



Ceiling Décors.

The Laminex Architectural Ceiling Panels range features six Laminex Woodgrain décors, designed to suit a wide range of design styles and projects. The six décors are available with a Black Shadowline. Laminex Sublime Teak is also available with a Natural Shadowline.

Substrate Colour



Black



Natural (Sublime Teak only)

Décors



Raw Birchply



Classic Oak



Sublime Teak
(Black Shadowline)




Sublime Teak
(Natural Shadowline)



Planked Urban Oak



Danish Walnut



Blackened Legno

Ceiling Technical Information.

The MR MDF Ceiling Panels are Fire Group 2 rated. Available as drop in ceiling tiles or suspended face fixed large panels, with Tongue & Groove. Large panels can create multiple looks due to the unique removable joint mechanism that enables a range of different panel layouts.

Ceiling Panels are available as a 2 panel pack, and Ceiling Tiles are available as a 5 tile pack.

Ceiling Panel					Dimensions		
Attachment	Joint	Profile	Décor	Substrate Colour	Thickness	Width	Length
Direct fix ceiling Suspended ceiling	Using removable Tongue & Groove: Seamless Joint Narrow Joint Wide Joint	Batten 40	Raw Birchply	Black Shadowline	12mm	560mm	2400mm
			Sublime Teak	Natural Shadowline			
	Black Shadowline		2 panels per pack				
Planked Urban Oak	Black Shadowline						
Danish Walnut	Black Shadowline						
Classic Oak	Black Shadowline						
Blackened Legno	Black Shadowline						
		Batten 60	Raw Birchply	Black Shadowline	12mm	540mm	2400mm
	Sublime Teak		Natural Shadowline				
			Black Shadowline	2 panels per pack			
	Planked Urban Oak		Black Shadowline				
	Danish Walnut		Black Shadowline				
	Classic Oak		Black Shadowline				
	Blackened Legno		Black Shadowline				
		VGroove 100	Raw Birchply	Black Shadowline	12mm	500mm	2400mm
	Sublime Teak		Natural Shadowline				
			Black Shadowline	2 panels per pack			
	Planked Urban Oak		Black Shadowline				
	Danish Walnut		Black Shadowline				
	Classic Oak		Black Shadowline				
	Blackened Legno		Black Shadowline				



A proud
Australian
manufacturer



Ceiling Tile					Dimensions		
Attachment	Joint	Profile	Décor	Substrate Colour	Thickness	Width	Length
Retrofit Grid System (Drop in tile)	Square Edge	Batten 40 Batten 60 VGroove 100	Raw Birchply	Black Shadowline	12mm	595mm	1195mm
New Ceiling System (Drop in tile)			Sublime Teak	Black Shadowline			
			Planked Urban Oak	Black Shadowline			
			Danish Walnut	Black Shadowline			
			Classic Oak	Black Shadowline			
			Blackened Legno	Black Shadowline			



Laminex Architectural Wall Panels Classic Flat in Calm Oak AbsoluteGrain® with Black Shadowline, Pencil Line Joint.
Laminex Architectural Ceiling Tiles in Batten 40 in Blackened Legno with Black Shadowline. Cabinetry in Laminex Calm Oak and Laminex White.

Technical and warranty Information

All technical information including Availability Guides, SDS, Technical Data Sheets, Fabrication & Installation Guide and Warranties are located at laminex.com.au

Laminex Architectural Panels have a ten year warranty.

Visit us

For location of your closest showroom or more information visit laminex.com.au

Call Us

For trade enquiries **132 136**

Follow Us

- [f facebook.com/LaminexAU](https://www.facebook.com/LaminexAU)
- [p au.pinterest.com/LaminexAU](https://www.pinterest.com/LaminexAU)
- [instagram.com/LaminexAU](https://www.instagram.com/LaminexAU)
- [youtube.com/LaminexAU](https://www.youtube.com/LaminexAU)

LAM7390 08/25



Scan QR code for more information.

Laminex