

# GARDENROOMS.ONLINE

Building a better room for your garden





# Building a 'better base' for your garden

## Ground Screws

All our garden buildings start with a strong clean green foundation that will support your investment for years to come.

We use galvanised steel 'ground screws' that are 'drilled' into the ground to support the base. The screws are laser levelled to ensure the base will be level. Ground screws are perfect of sloping gardens as its quick way of creating a level base.







## Base

As standard we supply a 100mm high galvanised steel base. We can also supply our 6"x2" C24 timber base which offers a saving over the steel base.

### Base Insulation

If required we can supply additional insulation fitted in the base between the joists.







COMPOSITE WOOD  
GARDEN ROOMS









Transforming  
Spaces.  
Transforming Lives.

Building a composite  
wood garden room  
offers you a totally  
maintenance free area  
to relax in all year round.  
Composite wood rooms  
are manufactured from  
a resin based  
recycled wood and  
never need painting  
or staining....inside or out



BUILDING A BETTER ROOM FOR YOUR GARDEN





YOUR ROOM...  
YOUR WAY





# WHY CHOOSE COMPOSITE WOOD GARDEN ROOMS?



- FAST INSTALLATION
- FULLY INSULATED
- NO PAINTING
- SECURE LOCKING
- 4 WALL OPTIONS
- NO PLASTERING
- CHOICE OF SIZES
- YOUR ROOM YOUR WAY
- 10 YEARS GUARANTEE
- INCLUDES ALL ELECTRICS





Dream...

...of spending time relaxing in  
your garden room.

Create...

...your room, your way.  
Using our on-line designer you  
can create your personal  
design for your garden room

Enjoy...

...your garden from the  
comfort of your composite  
wood garden room





# N A T U R A L T I M

OYSTER GREY

LIGHT GREY



OPTIONS  
Oyster Grey + Oyster Grey

OPTIONS  
Light Grey + Light Grey

# A U T H E N T I C D E E P

Choose the perfect colour that's just right for your garden, or  
Due to the way the composite panels are constructed  
through the entire core and will ne

Our Composite material has a 55% timber content so there may be a slight variation in the colour



# W O O D G R A I N S H A D E S

DARK GREY



OPTIONS

Dark Grey + Dark Grey  
Dark Grey + White

WALNUT



OPTIONS

Walnut + Walnut  
Walnut + White

# W O O D G R A I N E F F E C T

even mix and match to create your own unique garden room.  
The high quality durable finish has constant colour  
never require any painting or staining!

& grain from board to board which is in an inherent part of the beauty of any natural wood product

www





## Low Maintenance

Grained effect wood composite encapsulated in a co-extruded high polymer skin providing an impermeable layer of protection from staining, scratching, mildew and fading.

## Highly Insulated Walls

Our low maintenance, authentic timber grain effect walls are 70mm thick and have a multi chamber design that's fully insulated to give all year round use. The walls are available in a range of single and dual colour options

## FEATURES

### Key Points

- 55% recycled timber 35% recycled PVC polymer
- Skinned / co-extruded system
- 3x times more thermally efficient than traditional timber garden building
- Embossed woodgrain effect
- Rich authentic wood tones with dual finish options
- Low maintenance
- Thermally efficient to use your garden building all year round
- No plastering or decorating as the walls are self-finished

### No Rotting, Painting or Staining

A traditional wooden garden building can quickly become worn down and faded with extensive problems due to being constantly exposed to the elements. To keep them in good condition they require regular maintenance, which is both time expensive and time consuming for those who have to take care of it.

Our garden rooms are made up of a unique blend of recycled wood and plastic polymers, producing a composite wooden products, which provides excellent weather resistance and high thermal insulation whilst being virtually maintenance free.





Oyster Grey wall board



Light Grey wall board



Dark Grey wall board  
Option to have white inside



Walnut wall board  
Option to have white inside







# Timber products are renowned for needing regular maintenance

A traditional wooden garden building can quickly become worn down and faded with extensive problems due to being constantly exposed to the elements. To keep them in good condition they require regular maintenance, which is both time expensive and time consuming for those who have to take care of it.

Our garden rooms are made up of a unique blend of recycled wood and plastic polymers, producing a composite wooden products, which provides excellent weather resistance and high thermal insulation whilst being virtually maintenance free.

## No rotting, painting or staining






## LOW MAINTENANCE COMPOSITE WOOD

Grained effect wood composite encapsulated in a co-extruded high polymer skin providing an impermeable layer of protection from staining, scratching, mildew and fading.

## HIGHLY INSULATED WALLS

Our low maintenance composite walls are pre finished with an attractive wood grain effect inside and outside, so offering a totally pre finished room that wont need plastering or painting inside or staining outside







## COMPOSITE WOOD BENEFITS

- 55% recycled timber 35% recycled PVC polymer Skinned / co-extruded system
- 3x times more thermally efficient than traditional timber garden building
- Embossed woodgrain effect
- Rich authentic wood tones with dual finish options
- Low maintenance
- Thermally efficient to use your Garden Building all year round







# FROM ONE OF OUR STANDARD DESIGNS

[www.heathgardenbuildings.co.uk](http://www.heathgardenbuildings.co.uk)

19





His 8





Her's



## Split Rooms

Composite wood garden rooms can be practicable too. Why not consider splitting your room into two zones: his shed and her chill zone !



YOUR  
SPACE  
YOUR  
CHOICE



**GARDEN BAR**



**POOL ROOM**



**BIKE HUB**




**HOME OFFICE**



**CHILL ZONE**



**GARDEN GYM**



**TREATMENT ROOM**



**DOG PARLOUR**



**CINEMA ROOM**



**NURSERY**

YOUR  
SPACE  
YOUR  
CHOICE













## GARDEN ANNEXES AND HOLIDAY LODGES



# Bring the family together

Are you looking to move an elderly parent closer to home or maybe need additional space for teenage children?



## Custom Designed Spaces


We specialise in creating beautifully crafted, self-contained granny annexes that will add value to your home. From design, planning and installation we pride ourselves in providing a professional and quality service at every stage.

Our rooms are made up of multiple components so builds are quick, straightforward and can be completed in a short space of time from start to finish, with minimal disruption, equipped and ready to move into straight away. We can even build your annexe on a sloped garden or land.



# Versatile System

Most annexes are a permanent fixtures and require substantial foundations, however, due to the unique design of our garden rooms and granny annexes they can be relocated should your circumstances change. Our portable annexes are a long-term investment which can adapt to suit your changing family or lifestyle. In the majority of cases, you may not require planning permission for one of our granny annexes as, in most cases, we can install under the caravan sites act as they're able to be relocated. Once we fully understand your situation we can provide detailed advice and explanations about any requirements.











# Showroom Visit?

Our showroom in Flackwell Heath  
is open by appointment only.

Call now to book a visit.


01494 706 806




# LET US DESIGN YOUR ROOM - YOUR WAY







Choose your room size, colour and roof design.  
add windows and doors.  
Your room - Your way.







Call 01494 706 806  
or 01628 303 303

Email [info@gardenrooms.online](mailto:info@gardenrooms.online)