

R MULTI-DRAWER CABINET



INDEX	PAGE(S)
R Multi-Drawer Cabinet	66 - 67
Preconfigured Models - R Mobile Cabinet	68 - 70
Preconfigured Models - R Stationary Cabinet	71 - 73
Accessories	74 - 75

R MULTI-DRAWER CABINET

For personalized management of your storage space, you will love the stylish design and impressive versatility of our R Multi-Drawer Cabinets. Whether you need just one unit or one hundred, our team will help you build your ideal configuration.

The cabinet is available in both stationary and mobile versions. The mobile version features superior-quality casters, a sturdy handle that provides a firm grip and an integrated lock-in mechanism for added safety when moving the cabinet around the workplace. All mobile and stationary models include a central locking system so all drawers can be locked at the same time, as well as stabilizing bars, which provided extra rigidity to the housing.

The multi-drawer cabinet is incredibly versatile, built to last and available in a wide variety of colors. And we are as proud of it as you will be!

CUSTOMIZE YOUR R MULTI-DRAWER CABINET WITH THE MYMODEL-R ONLINE CONFIGURATOR



LIFETIME WARRANTY
The Rousseau drawer rolling mechanism is covered by a lifetime warranty.

R MULTI-DRAWER CABINET

THE ROUSSEAU ADVANTAGES



The integrated lock-in mechanism activates easily with just one hand (right or left).



The full-width ergonomic handle provides a comfortable grip when opening the drawer.



Variety of drawer accessories available: partitions, dividers, plastic bins, protective foam, etc.



Polyurethane casters for excellent maneuverability without marking floors.



Variety of cabinet accessories available: foldaway shelves, storage cabinets, wood tops, etc.



Industry-leading 400lb. load capacity per drawer.

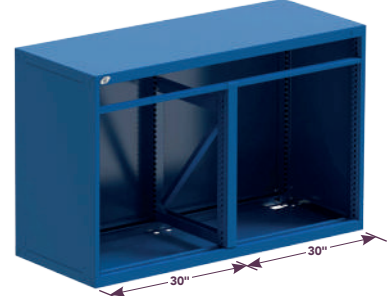
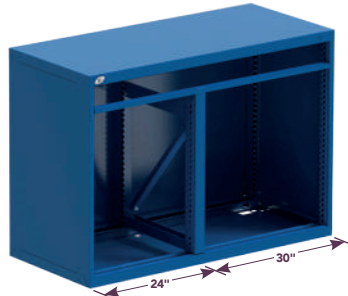




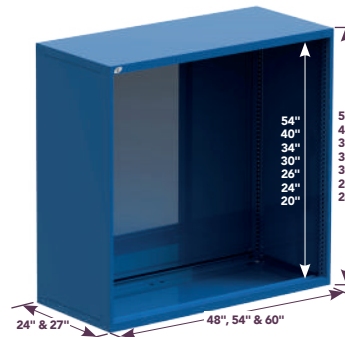
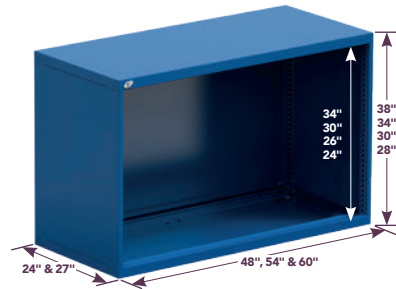
GENERAL DIMENSIONS

Multi-drawer cabinets are available in different sizes and with different partition options. Contact Customer Service to create your own custom configuration.

WIDTH x DEPTH x HEIGHT

Mobile

Stationary



NOTE: The narrower bank of drawers is always installed on the left. e.g., 24\"W to the left and 36\"W to the right.

PRECONFIGURED MODELS - R MULTI-DRAWER MOBILE CABINETS

HERE ARE SOME OF OUR MOST POPULAR PRECONFIGURED MODELS OF R MULTI-DRAWER MOBILE CABINETS

- Preconfigured models for multi-drawer mobile cabinets have four 6" casters, including two rigid and two swivel casters with total-lock brakes (superior industrial quality, non-marking polyurethane wheels)
- R Multi-drawer Mobile Cabinets include stabilizing bars to provide extra rigidity to the housing
- All cabinets include a standard cabinet key lock (L3) and an integrated lock-in mechanism A on each drawer
- All cabinets are fitted with a True One-Drawer-at-a-Time System
- To add a LP safety hasp, an L50 digital lock or a L100 smart lock to a door or to your R multi-drawer mobile cabinet, [see page 75](#)
- To add a stainless steel, painted steel, steel with rubber mat, wood or marine edge stainless steel top, [see page 46](#)
- Each model includes a wide-grip side handle for easier cabinet handling
- Please contact your Customer Service representative for a more personalized configuration



352-356


NOTE: For interior drawer dimensions, [see pages 272-275](#).

IMPORTANT

Drawer compartments are included in all models. See the number of compartments and suggested layouts below.

To order drawers without compartments, replace the last two digits of the model number with the next even number up.

Ex.: R5GHE-3003 with R5GHE-3004 without



NUMBER OF COMPARTMENTS (LAYOUT CODE)

DRAWER DIMENSIONS	3"H TO 5"H	6"H TO 8"H	9"H AND HIGHER
18"W x 24"D	6 (0104)	4 (0102)	2 (0100)
18"W x 27"D	6 (0104)	4 (0102)	2 (0100)
24"W x 24"D	12 (0308)	9 (0206)	6 (0104)
24"W x 27"D	20 (0316)	12 (0209)	6 (0104)
30"W x 24"D	30 (0524)	12 (0308)	9 (0206)
30"W x 27"D	25 (0420)	12 (0308)	9 (0206)
36"W x 24"D	30 (0524)	12 (0308)	9 (0206)
36"W x 27"D	30 (0425)	12 (0308)	6 (0203)
48"W x 24"D	40 (0732)	18 (0512)	8 (0304)
48"W x 27"D	32 (0724)	15 (0410)	8 (0304)
54"W x 24"D	40 (0930)	18 (0512)	10 (0405)
54"W x 27"D	40 (0930)	18 (0512)	10 (0405)
60"W x 24"D	70 (1356)	24 (0716)	12 (0308)
60"W x 27"D	84 (1370)	21 (0614)	12 (0308)



To prevent the mobile cabinet from tipping, distribute the load evenly.

48" WIDE (W x D x H)



10 DRAWERS
R5GHE-3005 48" x 24" x 37 1/2"
R5GHG-3005 48" x 27" x 37 1/2"



6 DRAWERS
R5GHE-3019 48" x 24" x 37 1/2"
R5GHG-3019 48" x 27" x 37 1/2"



9 DRAWERS
R5GHE-3009 48" x 24" x 37 1/2"
R5GHG-3009 48" x 27" x 37 1/2"




9 DRAWERS
R5GHE-3419 48" x 24" x 41 1/2"
R5GHG-3419 48" x 27" x 41 1/2"



9 DRAWERS
R5GHE-3415 48" x 24" x 41 1/2"
R5GHG-3415 48" x 27" x 41 1/2"



11 DRAWERS
R5GHE-3405 48" x 24" x 41 1/2"
R5GHG-3405 48" x 27" x 41 1/2"



9 DRAWERS
R5GHE-3835 48" x 24" x 45 1/2"
R5GHG-3835 48" x 27" x 45 1/2"



11 DRAWERS
R5GHE-3815 48" x 24" x 45 1/2"
R5GHG-3815 48" x 27" x 45 1/2"

PRECONFIGURED MODELS - R MULTI-DRAWER MOBILE CABINETS

54" WIDE (W x D x H)

R MULTI-DRAWER CABINET



8 DRAWERS	
R5GJE-3001	54" x 24" x 37½"
R5GJG-3001	54" x 27" x 37½"



7 DRAWERS	
R5GJE-3003	54" x 24" x 37½"
R5GJG-3003	54" x 27" x 37½"



7 DRAWERS	
R5GJE-3005	54" x 24" x 37½"
R5GJG-3005	54" x 27" x 37½"



7 DRAWERS	
R5GJE-3007	54" x 24" x 37½"
R5GJG-3007	54" x 27" x 37½"



9 DRAWERS	
R5GJE-3401	54" x 24" x 41½"
R5GJG-3401	54" x 27" x 41½"



8 DRAWERS	
R5GJE-3403	54" x 24" x 41½"
R5GJG-3403	54" x 27" x 41½"




9 DRAWERS	
R5GJE-3405	54" x 24" x 41½"
R5GJG-3405	54" x 27" x 41½"



10 DRAWERS	
R5GJE-3407	54" x 24" x 41½"
R5GJG-3407	54" x 27" x 41½"



10 DRAWERS	
R5GJE-3801	54" x 24" x 45½"
R5GJG-3801	54" x 27" x 45½"



10 DRAWERS	
R5GJE-3803	54" x 24" x 45½"
R5GJG-3803	54" x 27" x 45½"



12 DRAWERS	
R5GJE-3805	54" x 24" x 45½"
R5GJG-3805	54" x 27" x 45½"



11 DRAWERS	
R5GJE-3807	54" x 24" x 45½"
R5GJG-3807	54" x 27" x 45½"

PRECONFIGURED MODELS - R MULTI-DRAWER MOBILE CABINETS

60" WIDE (W x D x H)



10 DRAWERS
R5GKE-3005 60" x 24" x 37 1/2"
R5GKG-3005 60" x 27" x 37 1/2"



7 DRAWERS
R5GKE-3015 60" x 24" x 37 1/2"
R5GKG-3015 60" x 27" x 37 1/2"




9 DRAWERS
R5GKE-3009 60" x 24" x 37 1/2"
R5GKG-3009 60" x 27" x 37 1/2"




10 DRAWERS
R5GKE-3403 60" x 24" x 41 1/2"
R5GKG-3403 60" x 27" x 41 1/2"



11 DRAWERS
R5GKE-3405 60" x 24" x 41 1/2"
R5GKG-3405 60" x 27" x 41 1/2"



9 DRAWERS
R5GKE-3823 60" x 24" x 45 1/2"
R5GKG-3823 60" x 27" x 45 1/2"



9 DRAWERS
R5GKE-3825 60" x 24" x 45 1/2"
R5GKG-3825 60" x 27" x 45 1/2"



10 DRAWERS
R5GKE-3813 60" x 24" x 45 1/2"
R5GKG-3813 60" x 27" x 45 1/2"



8 DRAWERS
R5GKE-3827 60" x 24" x 45 1/2"
R5GKG-3827 60" x 27" x 45 1/2"



PRECONFIGURED MODELS - R MULTI-DRAWER STATIONARY CABINETS

HERE ARE SOME OF OUR MOST POPULAR PRECONFIGURED MODELS OF STATIONARY MULTI-DRAWER CABINETS

- Preconfigured models for R Multi-Drawer Stationary Cabinets include a 2" front access forklift base (kick plate included)
- R Multi-Drawer Stationary Cabinets include stabilizing bars to provide extra rigidity to the housing
- To add a stainless steel, painted steel, steel with rubber mat, wood or marine edge stainless steel top, [see pages 12-13](#)
- All cabinets include a standard cabinet key lock (L3)
- To add a LP safety hasp, an L50 digital lock or a L100 smart lock to a door or to your R multi-drawer stationary cabinet, [see page 75](#)
- Please contact your Customer Service representative for a more personalized configuration




NOTE: For interior drawer dimensions, [see pages 272-275](#).

IMPORTANT

Drawer compartments are included in all models. See the number of compartments and suggested layouts below.


To order drawers without compartments, replace the last two digits of the model number with the next even number up.



Ex.: R5KHE-3005 with
R5KHE-3006 without

DRAWER DIMENSIONS	NUMBER OF COMPARTMENTS (LAYOUT CODE)		
	3"H TO 5"H	6"H TO 8"H	9"H AND HIGHER
18"W x 24"D	6 (0104)	4 (0102)	2 (0100)
18"W x 27"D	6 (0104)	4 (0102)	2 (0100)
24"W x 24"D	12 (0308)	9 (0206)	6 (0104)
24"W x 27"D	20 (0316)	12 (0209)	6 (0104)
30"W x 24"D	30 (0524)	12 (0308)	9 (0206)
30"W x 27"D	25 (0420)	12 (0308)	9 (0206)
36"W x 24"D	30 (0524)	12 (0308)	9 (0206)
36"W x 27"D	30 (0425)	12 (0308)	6 (0203)
48"W x 24"D	40 (0732)	18 (0512)	8 (0304)
48"W x 27"D	32 (0724)	15 (0410)	8 (0304)
54"W x 24"D	40 (0930)	18 (0512)	10 (0405)
54"W x 27"D	40 (0930)	18 (0512)	10 (0405)
60"W x 24"D	70 (1356)	24 (0716)	12 (0308)
60"W x 27"D	84 (1370)	21 (0614)	12 (0308)


48" WIDE (W x D x H)




7 DRAWERS
R5KHE-3015 48" x 24" x 32"
R5KHG-3015 48" x 27" x 32"



10 DRAWERS
R5KHE-3403 48" x 24" x 36"
R5KHG-3403 48" x 27" x 36"



11 DRAWERS
R5KHE-3405 48" x 24" x 36"
R5KHG-3405 48" x 27" x 36"



12 DRAWERS
R5KHE-3821 48" x 24" x 40"
R5KHG-3821 48" x 27" x 40"



13 DRAWERS
R5KHE-3811 48" x 24" x 40"
R5KHG-3811 48" x 27" x 40"



11 DRAWERS
R5KHE-4409 48" x 24" x 46"
R5KHG-4409 48" x 27" x 46"




9 DRAWERS
R5KHE-4415 48" x 24" x 46"
R5KHG-4415 48" x 27" x 46"




11 DRAWERS
R5KHE-5809 48" x 24" x 60"
R5KHG-5809 48" x 27" x 60"

PRECONFIGURED MODELS - R MULTI-DRAWER STATIONARY CABINETS


54" WIDE (W x D x H)



8 DRAWERS
R5KJE-3001 54" x 24" x 32"
R5KJG-3001 54" x 27" x 32"




6 DRAWERS
R5KJE-3003 54" x 24" x 32"
R5KJG-3003 54" x 27" x 32"




10 DRAWERS
R5KJE-3401 54" x 24" x 36"
R5KJG-3401 54" x 27" x 36"




9 DRAWERS
R5KJE-3403 54" x 24" x 36"
R5KJG-3403 54" x 27" x 36"




8 DRAWERS
R5KJE-3405 54" x 24" x 36"
R5KJG-3405 54" x 27" x 36"



9 DRAWERS
R5KJE-3801 54" x 24" x 40"
R5KJG-3801 54" x 27" x 40"



9 DRAWERS
R5KJE-3803 54" x 24" x 40"
R5KJG-3803 54" x 27" x 40"



11 DRAWERS
R5KJE-4401 54" x 24" x 46"
R5KJG-4401 54" x 27" x 46"




12 DRAWERS
R5KJE-5801 54" x 24" x 60"
R5KJG-5801 54" x 27" x 60"



PRECONFIGURED MODELS - R MULTI-DRAWER STATIONARY CABINETS

60" WIDE (W x D x H)




8 DRAWERS
R5KKE-3007 60" x 24" x 32"
R5KKG-3007 60" x 27" x 32"



10 DRAWERS
R5KKE-3403 60" x 24" x 36"
R5KKG-3403 60" x 27" x 36"



11 DRAWERS
R5KKE-3405 60" x 24" x 36"
R5KKG-3405 60" x 27" x 36"



12 DRAWERS
R5KKE-3809 60" x 24" x 40"
R5KKG-3809 60" x 27" x 40"




10 DRAWERS
R5KKE-3813 60" x 24" x 40"
R5KKG-3813 60" x 27" x 40"



11 DRAWERS
R5KKE-4405 60" x 24" x 46"
R5KKG-4405 60" x 27" x 46"



10 DRAWERS
R5KKE-4407 60" x 24" x 46"
R5KKG-4407 60" x 27" x 46"



18 DRAWERS
R5KKE-5813 60" x 24" x 60"
R5KKG-5813 60" x 27" x 60"




12 DRAWERS
R5KKE-5819 60" x 24" x 60"
R5KKG-5819 60" x 27" x 60"

ACCESSORIES

SIDE PANELS

SIDE UTILITY PANEL




- 5S storage accessory
- Maximizes the cabinet's storage space
- Installs on the sides of R cabinets
- Quick and easy installation
- Includes perforations spaced 1" apart c/c for hanging a range of hooks
- Load capacity: 50lb./sq. ft., 500lb. max. per panel
- Compatible with: WM9F, WM9G, WM9H, WM9J and WM9L light-duty hooks; WM9A and WM9B heavy-duty hooks, [see page 262](#)
- Compatible with: WM9C rails; WM9D, WM9M, WM9N, WM9Q, WM9P, WM9R and WM9S holders; EA50 mounts; EA52 holders; EA28 and WM21 shelves, [see pages 262-263](#)
- Available in all standard R cabinet dimensions (depth, height)
- To order: Specify the housing height required, e.g., RC02-2434 for a 24"D x 34"H housing

PRODUCT NO.	CABINET DEPTH	NO. OF HOLES
RC02-18 __	18"	15
RC02-21 __	21"	18
RC02-24 __	24"	21
RC02-27 __	27"	24

NOTE: Full height installation only.

SIDE PANEL FOR PLASTIC BINS



- 5S storage accessory
- Maximizes the cabinet's storage space
- Installs on the sides of R cabinets
- Quick and easy installation
- Holds RG20 plastic bins, [see page 297](#)
- Compatible with all commercially available brands of plastic bins with a hanging lip
- Available in all standard R cabinet dimensions (depth, height)
- To order: Specify the housing height required: RC04-2434 for a 24"D x 34"H housing

PRODUCT NO.	CABINET DEPTH
RC04-18 __	18"
RC04-21 __	21"
RC04-24 __	24"
RC04-27 __	27"

NOTE: Full height installation only.

SECURITY MECHANISMS

R CABINET BUMPERS

RB9J



- Protects R cabinets from bumps and damage
- Protection kit for all four corners of cabinets
- Vertical bumpers and endcaps made from resistant soft PVC
- Quick and easy installation with double-sided adhesive tape
- Tool-free installation
- To order: Specify the housing height required, e.g., RB9J-30 02 for installation on a 30"H R cabinet and an RD01 side housing

PRODUCT NO.	COMPATIBLE WITH
RB9J-__ 01	RA35 cabinet
RB9J-__ 02	RA35 cabinet and RD01 side housing
RB9J-__ 03	RA35 cabinet and 1 RC02 / RC04 side panel
RB9J-__ 04	RA35 cabinet and 2 RC02 / RC04 side panels

NOTES: Not compatible with RB10 vertical security bars.
Not compatible with RC00 foldaway shelves.
Not compatible with RB75, RB76 and RB79 doors with frame.

VERTICAL SECURITY BAR

RB10



- Two vertical bars are required on a multi-drawer cabinet, one on the right-hand side of the cabinet and one on the left
- Covers a bank of drawers from 18" to 54" high
- Allows full access to drawers even when installed against a wall
- Order two vertical security bars corresponding to the internal height of the cabinet, e.g., 54" bars for a 58"H cabinet
- To order, add A to the product number for the right bar and B for the left bar

PRODUCT NO.	HEIGHT
RB10-18LP_	18"
RB10-20LP_	20"
RB10-24LP_	24"
RB10-26LP_	26"
RB10-30LP_	30"
RB10-34LP_	34"
RB10-36LP_	36"
RB10-40LP_	40"
RB10-54LP_	54"

NOTE: The vertical security bar cannot be installed on the central partition.

KEY LOCK FOR CABINET

L3



- Locks all drawers and roll-out shelves in the cabinet at the same time
- Drawer and roll-out shelf positions can be reconfigured
- Easy to retrofit
- To order: Add L3 to the cabinet product number, e.g., RA35-482758L3
- For replacement parts or to retrofit, [see page 352](#)



352

PRODUCT NO.

L3

CABINET SAFETY HASP

LP



- Locks all drawers and roll-out shelves in the cabinet at the same time
- Drawer and roll-out shelf positions can be reconfigured
- An alternative to an RB10 Vertical Security Bar
- Easy to retrofit
- To order: Add LP to the cabinet product number, e.g., RA35-482758LP
- For replacement parts or to retrofit, [see page 353](#)



353

PRODUCT NO.

LP

DIGITAL LOCK FOR CABINET

L50



- Electronically locks all drawers in the cabinet at the same time
- No key required
- Up to 20 different users can be programmed
- 4- to 8-digit access codes
- Simplifies access management to drawers
- To order: Add L50 to the housing product number, e.g., RA35-482758L50
- For replacement parts or to retrofit, [see page 354](#)



354

PRODUCT NO.

L50

SMART LOCK FOR CABINET

L100



- Handy unlocking via a transponder or smartphone
- User-friendly and intuitive
- No key required
- Easy and comprehensive management
- To order: Add L100 to the housing product number, e.g., RA35-482758L100
- For replacement parts or to retrofit, [see page 355](#)



355

N° DE PRODUIT

L100

NOTE: NFC transponders are not included with the lock, they must be ordered separately (pack of 5). [See page 294.](#)

DIGITAL LOCK FOR DOORS

L50



- Electronically locks a cabinet door
- No key required
- Up to 20 different users can be programmed
- 4- to 8-digit access codes
- Compatible with single, double swing doors, with or without frame (RB61, RB62, RB43, RB67, RB66, RB49, RB75, RB76 and RB79)
- To order: Add L50 to the door product code, e.g. RB61-3620L50
- For replacement parts or to retrofit, [see page 354](#)



354

PRODUCT NO.

L50

SMART LOCK FOR DOORS

L100



- Handy unlocking via a transponder or smartphone
- User-friendly and intuitive
- No key required
- Easy and comprehensive management
- Compatible with single, double swing doors, with or without frame (RB61, RB62, RB43, RB67, RB66, RB49, RB75, RB76 and RB79)
- To order: Add L100 to the door product code, e.g. RB61-3620L100
- For replacement parts or to retrofit, [see page 356](#)



355

N° DE PRODUIT

L100

NOTE: NFC transponders are not included with the lock, they must be ordered separately (pack of 5). [See page 356.](#)