

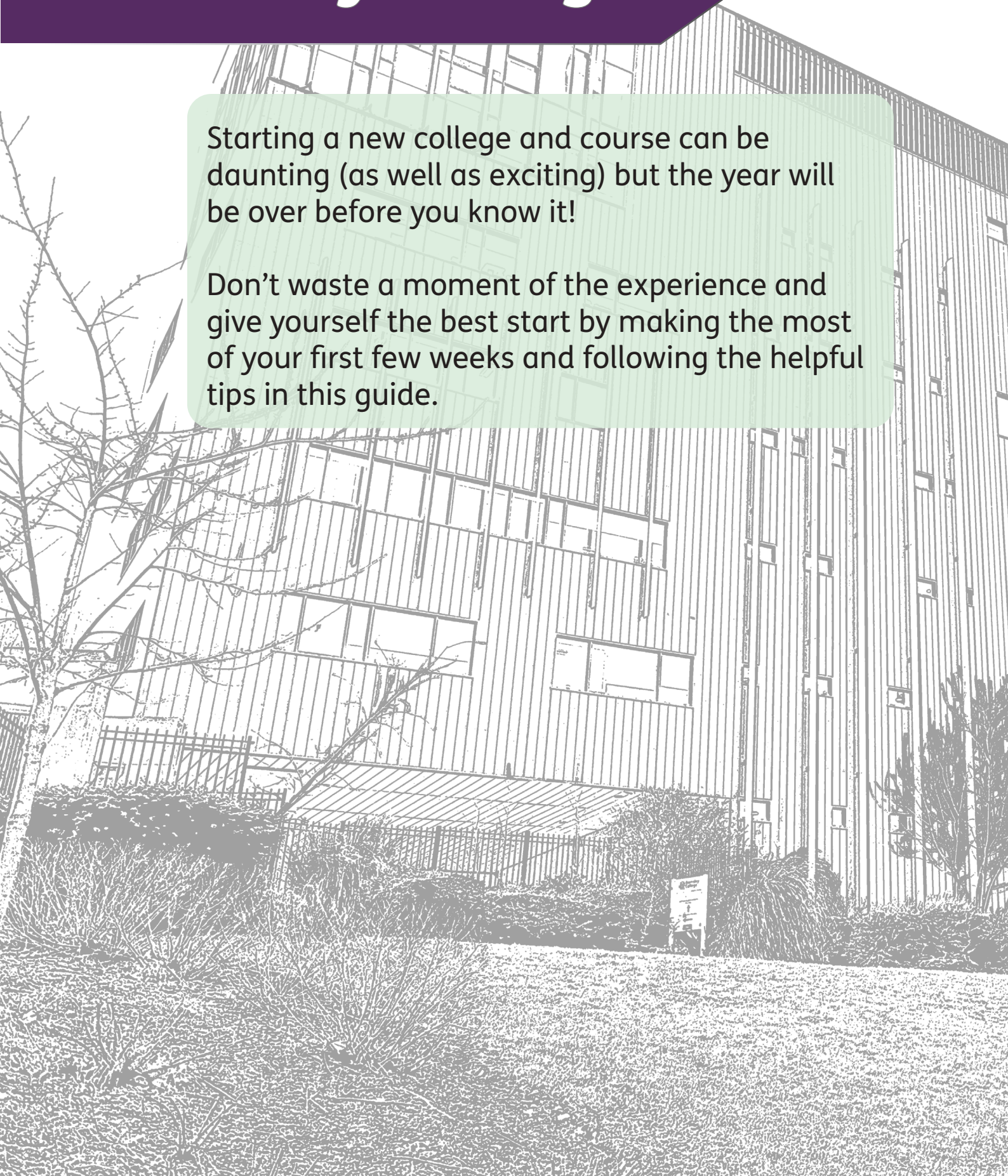
The *Ultimate* Student Handbook



Welcome to Barnsley College

Starting a new college and course can be daunting (as well as exciting) but the year will be over before you know it!

Don't waste a moment of the experience and give yourself the best start by making the most of your first few weeks and following the helpful tips in this guide.



Contents

How can we help?

- Student Finance
- Health and Wellbeing
- Study Skills
- Careers and Enterprise
- Student Union
- The Library

Finding your way around

Going Digital

- Logging on a PC/Laptop
- Changing your password
- Connecting to the WiFi
- Printing credit

Student Conduct

Key Up-coming Events

Ultimate Checklist

Student Services

Student Services are here for **YOU** and is a safe haven, offering support, advice and guidance.

We are here to help you with all aspects of College life, from your health and wellbeing, connecting you with your peers, literacy and employability development, to providing you with financial support; we aim to enrich your College experience.

Our main hub spaces can be found within the OML campus but the team provide an outreach programme to all campuses throughout the year.

Read on or select the headings to find out more information on how the services can help you:


Student
Union



Student
Finance




Careers
Team



Health and Wellbeing



Study Skills



The Library



Enterprise



There are a number of different financial support schemes on offer for students studying at Barnsley College. These can help to cover some travel costs, study programme essentials, and a contribution towards food allowance and childcare support.

Please be aware that students are not automatically entitled to funding, an application form and proof of household income should be submitted for assessment.

A full breakdown of the bursaries and the criteria needed can be found on the College Website:

<https://www.barnsley.ac.uk/financial-support/>

The Learner Support Fund

If you have a household income of less than £40,000, you could be eligible for the below types of support once your application has been completed.

Travel Costs: Students are recommended to apply for any discounted travel passes they are entitled to. Please refer to our [student travel page](#) as to what you may be entitled to.

Where possible, a travel pass will be awarded to students once eligible. In cases whereby this cannot be possible, an alternative solution will be arranged with you once your application has been completed.

Food Credit Allowance: A contribution towards food credits will be awarded to you via a cashless system onto your student card. The college operate a cross-site initiative of cashless systems for both staff and students. Students will be awarded a daily or weekly allowance.

Study Programme Essentials: Once eligible, you will be automatically awarded with covering costs for materials you require as part of your course. This includes any books, kit or trips your study department have agreed for us to fund.

Please be aware funding is based on your attendance on the course. Funding can be temporarily suspended if you are not attending scheduled classes

Student Funding

Studentfunding@barnsley.ac.uk or call us on 01226 216267.



How LSF works:

1. Apply via [OnTrack](#)
2. The application is received and administrated
3. An assessment and award is made based on your application
4. An award email will be sent to you, explaining the details of the support awarded

Please be aware the timeframe when applying for financial support can take up to 10 working days. Missing information will delay outcomes

Got a
FAQ?

We would advise all students to make an application as soon as possible to ensure your studies are not impacted.

Childcare

If you are aged above 20 you may be eligible for a contribution towards your childcare fees from the Learner Support Fund. Students must complete an online LSF form as well as the additional childcare form which will be emailed to them once the childcare option is selected.

Once you have submitted an application to the Learner Support Fund, please contact us via email on Studentfunding@barnsley.ac.uk to also complete a Childcare application form.

*You must apply for and use any Government funded childcare before making an application to the LSF Childcare fund.

Care to Learn

Students aged 16-19 and studying In education can receive support for their childcare costs of up to £180 per child per week. Student must apply for this funding via the gov website and submit the Childs Birth Certificate to be copied to Student Services.

To apply, visit: <https://www.gov.uk/care-to-learn>

Free College Bus Service

The bus routes are FREE for you if you are a student at Barnsley College, Barnsley College Higher Education or Barnsley Sixth Form College. Each route will operate in the morning in order to get you into college before lessons start and a return service will operate from Old Mill Lane at the end of the day.

For more information on routes and bus times, please visit the website: <https://www.barnsley.ac.uk/student-life/student-travel/>

Health and Wellbeing

hwbc@barnsley.ac.uk or call 01226 216 267

Our award-winning Health and Wellbeing Centre is available to all students and offers confidential advice and a range of health services including:

- Contraception and sexual health advice
- STI screening
- Access to Barnsley Talking Therapies
- 1-1 sessions with Wellbeing staff
- Counselling with MIND
- Smoking, drugs and alcohol support

You can find the Health and Wellbeing Centre on the ground floor of Old Mill Lane Campus.

Members of the health and wellbeing team deliver tutorials across all sites throughout the year and can also be found during College events raising awareness of health and wellbeing topics.

Full details about the services available are on the College Website:

<https://www.barnsley.ac.uk/student-life/health-and-wellbeing>

Mental Wealth Toolkit

Welcome to the Barnsley College Mental-Wealth Tool Kit

This tool kit provides you with lots of information and positive strategies to practice, supporting your mental-wealth.

MENTAL-WEALTH TOOL KIT

Health and Wellbeing Centre
01226 216233
HWBC@barnsley.ac.uk

Click on the logo to enter the Health and Wellbeing Hub

Click a tab to work through the booklet

Click here to give us feedback on the Tool Kit!

Find out about mental-wealth jewels

Resilience
Self-concept & Self-esteem
Self-awareness
Sleep
Chillywin
Directory, Resources & Apps

Download
[HERE](#)

Stay in the Know

<https://www.facebook.com/barnsleycollegehwbc>

OK to 
ask for HELP

Health and Wellbeing run a number of 1-1s that can support you with your mental health and wellbeing whilst you study at Barnsley College. These interventions will help you to identify tools to keep you well and start to create action plans to put strategies into practice in everyday life. You can access these wellbeing interventions whilst you are awaiting a referral to an external service or as stand alone support. Speak to your Tutorial Learning Mentor or a member of the wellbeing team for more information.

To make an appointment:

**Drop in to the information desk in Student Services (Ground floor of OML)
or please contact the Health and Wellbeing team
on 01226 216 267 or email hwbc@barnsley.ac.uk**

Sanitary Products

You can collect sanitary products free of charge from the Health and Wellbeing Centre. They are also located in female and accessible toilets across all campuses. Products include reusable pads and mooncups to support our sustainability aims.

C-card/Condom Service

The scheme offers free contraception for those aged between 16-25. You can sign up for a C-Card at the Health and Wellbeing Centre, this card can be used at the Health and Wellbeing Centre, any sexual health clinic and pharmacy that has the C-card scheme in place to collect free contraception.

Pregnancy Testing

Here at Barnsley College we offer pregnancy testing. Find out how to use the pregnancy testing kit. If you've had unprotected sex in the last five days and are looking for emergency contraception, you can book an appointment either with your local GP or Spectrum Sexual Health Clinic.

The Sanctuary

If you're feeling anxious, stressed, like you need to take time out, visit The Sanctuary in the Health and Wellbeing Centre, Old Mill Lane Campus. The Sanctuary is a safe space with sensory aids such as fidget toys, stress balls and weighted neck wraps to help you relax and recuperate.

<https://www.barnsley.ac.uk/mindfulness/>

Study Skills

studyskills@barnsley.ac.uk or call 01226 216 884

The Study Skills Officers, Cherie Cartwright and Helen Digman, provide in-person and online help and support with all aspects of study skills, such as:

- *Planning and structuring assignments*
- *Literature Reviews*
- *Developing academic writing*
- *Critical Analysis*
- *Referencing*
- *Academic Language*
- *Help with English Language*

Study skills are an important element in achieving success on your course.

You will find a wide range of useful videos, links and information on the Study Skills website:

<https://www.barnsley.ac.uk/shops-services/higher-education-library/study-skills/>



You can also find us on Microsoft Teams by searching for Study Skills and entering the access code:
qxng210

Study Skills

- [Academic essay writing](#)
- [Annotated Bibliography](#)
- [Assignment Instruction Words](#)
- [Constructing paragraphs](#)
- [Critical Analysis](#)
- [CVs: creating a curriculum vitae](#)
- [Developing academic English](#)
- [Dissertations](#)
- [Dyslexia Resources](#)
- [English as an additional language](#)
- [Essay Writing Hub](#)
- [Exam Revision Tips](#)
- [Independent Study in HE](#)
- [Literature Reviews](#)
- [Presentations – advice and resources](#)
- [Reading and Note-taking](#)
- [Referencing Hub](#)
- [Report writing](#)
- [Spelling, Punctuation and Grammar \(SPAG\)](#)
- [UCAS Personal statement](#)

It's never too early to think about your next steps!

The Careers Team is a one stop shop for anything relating to progression. The team can support with:

- 1:1 careers information, advice and guidance
- Interview preparation
- UCAS help and advice
- CV and job application support
- Apprenticeship progression support



CAREERS AND ENTERPRISE HUB

How do I book an appointment?

- a) You can visit the Careers and Enterprise Hub - we are based at the Old Mill Lane campus
- b) You can send us an email at:
careersteam@barnsley.ac.uk
- c) You can call us on **01226 216 732**

Careers Team opening hours

Monday – Thursday:
8.30am – 5.00pm

Friday: 8.30am – 4.30pm

Not sure on the course you've picked? Come and see us, we can help you figure out your next steps!

Quick Links

- [UCAS](http://www.ucas.com/discover) - www.ucas.com/discover
- [Careers Website](#)



At Barnsley College, we want to encourage and support you to develop your enterprise skills and talents outside of your course.

The Enterprise team is on hand to support you with gaining employability skills via a whole host of initiatives, regular workshops, core tutorials and events. Many of these can connect you with local industry experts and employers. The majority of this will be through 'Industry Weeks' a week where you'll be given the opportunity to attend a variety of workshops and presentations by business and industry professionals in your field.

Being a student at Barnsley College, you are also automatically eligible for the BCEF and iTrust Grants that are overseen by the Enterprise Team.



BCEF
Barnsley College Enterprising Futures Fund

BCEF or Barnsley College Enterprising Futures Fund is a pot of money that is available to give students up to £250 to access once-in-a-

lifetime opportunities such as trips, visits and qualifications. Whether you want to shadow a doctor in Manchester, be a camp leader in the USA or volunteer at an animal sanctuary in Malaysia, we can help your dreams become a reality and provide you with a contribution towards making your CV or university application stand out.

[Register your interest HERE](#)



BARNSELY COLLEGE
FUTUREPRENEURS

Barnsley College's Enterprise Department is home to the Futurepreneurs initiative. This initiative is a grant scheme designed to develop future entrepreneurs. Students will have the opportunity to take part in challenges throughout the year to earn funding for their own businesses!

Keep an eye out for further information on the college website.



ENRICHMENT

Shape Your Future at Barnsley College

We are committed to supporting our students' personal, social and professional development. We deliver a range of enrichment opportunities which have previously included guest speakers, mindfulness sessions, music workshops and even live cookery classes.

Sessions fit around tutorials and are offered throughout the academic year, playing a vital role in your time here at College.

Week of Culture

Ever wanted to go to the theatre, see a live music event or visit monuments around the world? Here at Barnsley College we bring the world to you, by providing a range of opportunities that enable our students to explore heritage and culture.

In March, our annual Week of Culture highlights food, art, music, performance and people from around the world, allowing our students to get involved!

Crime and Justice Week

Our annual Crime and Justice Week is a week full of entertaining speakers, shocking stories, and inspirational journeys. Throughout your time at College, you will have the opportunity to take part in the Crime and Justice Week and hear some truly awe-inspiring stories, an insight into life inside a prison; on both sides of the bars, and learn about potential career opportunities available in this sector.

Wellbeing Week

This week focuses on the wellbeing of students in the form of a College wide event that takes place over a full week. Activities and workshops take place around all sites of the College for students to get active, creative and focusing on their wellbeing!

Pride Week

Every year, students can take part in the Barnsley College Pride Week which looks at workshops, activities and events to raise awareness and funds for our LGBTQIA+ Society.

Find out more:

<https://www.barnsley.ac.uk/student-life/enrichment/>

Student Union

studentsunionbarnsley@barnsley.ac.uk or call 01226 216 611

Aims:

'To work democratically so that all learners have an equal say in decisions that affect their college life, and to advocate on behalf of those learners to represent their interests and views and promote and protect their welfare. To organise and encourage learners to participate in events and fundraising by offering equal opportunities for all and engaging learners in a fun and inclusive way.'

Student Lifestyle

The Students' Union will strive to be the heartbeat of student life and to provide an environment that is fun to be involved with at any level, in any capacity, by anyone. We also aim to promote and facilitate student involvement and ownership of all student union activities and we will create and facilitate societies where students can feel involved and valued.

Societies

A society, a term we use for a group of students who share a common interest or hobby, is set up by students for students and gives you the opportunity to come together with others and practice your interest in a welcoming and fun environment. A society can be based around anything from sport, music and gaming to cards, tea and business. Being part of a society also looks great on your CV or when applying to university.

Being part of a society also looks great on your CV or when applying to university. If you are interested in joining an existing society, or are looking to set up a new one, contact the SU.

Student Rights

We will promote and protect the rights of students to access the personal and study support that they require to get the most out of their education. We will campaign for, and on behalf of, the rights of our students.

Student Democracy

We will provide a democratic making structure that allows students to develop their citizenship. We aim to encourage a diverse and inclusive Student Union membership that is truly representative of our student population.



Student Voice

The College's Student Voice Team exists so that you have someone to listen to your concerns, interests and needs. We want you to get the very best out of your educational experience and our activities give you the opportunity to gain essential life skills.

Curriculum and Service Forums

Barnsley College and Barnsley Sixth Form College students can access a Curriculum Forum and a Service Forum every term. Curriculum Forums allow students to voice their opinions about their course. Service Forums allow students to voice their opinions about anything across College.

Opportunities and Employability

We will provide opportunities for students to develop their employability skills by providing relevant and appropriate volunteering opportunities in your local community. We are committed to students gaining essential work skills.

Student Governors

The Governing body includes two student members: one for our Further Education students and one for our Higher Education students. The Student Governors represent student views and will consult with other students where appropriate.

You Said, We Did

You Said, We Did is a way for students to keep up to date with changes across College, based on what they've told us. You Said, We Did updates are frequently shared with the students who raised the issue and updates are regularly posted on Moodle.

Green and Ethical Aspirations

The Students' Union will strive to be a green union by empowering students to reduce their environmental impact by encouraging, rewarding and celebrating practical environmental improvements. We hope to be at the forefront of social and environmental campaigning.

Find Us Here

STUDENT
AND STAFF
ENTRANCE

(as from 5 November 2018)

The main College Library is situated in Old Mill Lane and can be found on the ground and first floors. We aim to be the best support for your academic journey through College.

We have a wide range of resources for you to use:

- academic and fiction/RFP books
- daily loan laptops
- computers
- printing/copying facilities
- digital resources such as academic journals

All College staff and students are welcome to use the resources in The Library. Please remember to bring your student card so that you can access the building and borrow resources.

The Library Staff are on hand to help you during your visit, if you're not sure, just ask!

Useful Links

The best place to find information about the service is on the Library Website:

<https://www.barnsley.ac.uk/student-life/library>

Or use the *quick links* below:

- [The Library Catalogue](#)
- [Trending Topics](#)
- [Library Basics](#)
- [Library Newsletter](#)
- [E-Resources](#)



FAQs

1. How to find a book

To find a book in The Library you can either browse the shelves or use the catalogue, which is called Heritage. You can access Heritage on any device connected to the internet using the QR code on display within the library, the self-service checkouts or the links on MyDay and the Library website.

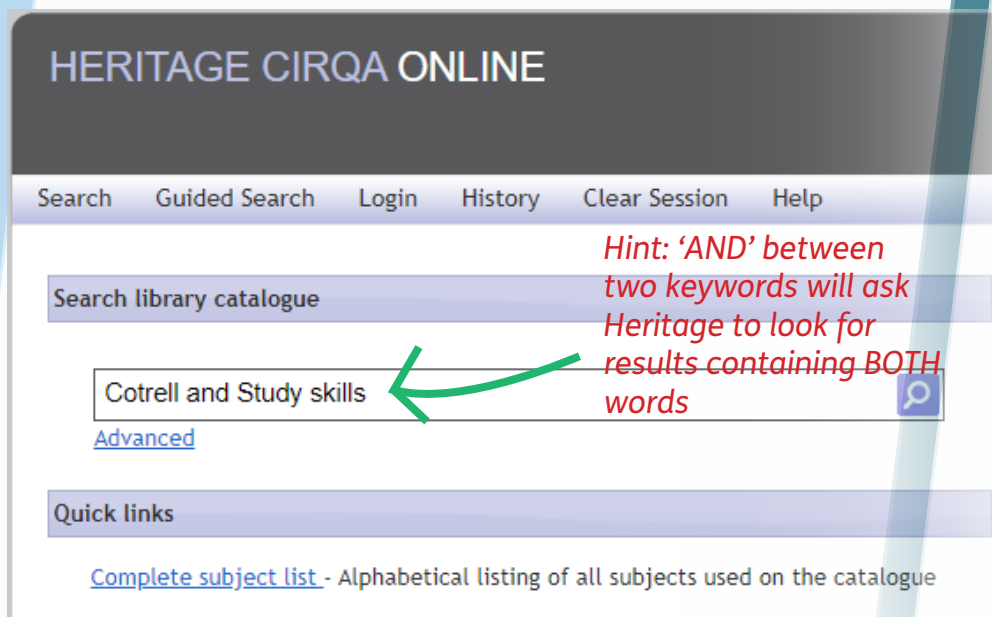


Heritage also allows you to manage any resources you have on loan.

To find a book, use the search box. Type in the author name, keyword from the title or subject and select the magnifying glass/press enter.

You should get a list of results. If not, check your spelling!

For more information about the book, select the title.

A screenshot of a book record for 'The Study Skills Handbook' by Stella Cottrell. The record includes a book cover image, title, authors, standard number, medium, imprint, subjects, keywords, series, and notes. It also shows usage information (4 copies) and citation details. A 'Reserve' button is present. At the bottom, there is a table of reservation information. Red annotations with green arrows point to specific parts: 'A list of copies will be down here' points to the reservation table; 'Which site it's at' points to the 'Location' column; 'If it's available' points to the 'Status' column; 'Where to find it on the shelf' points to the 'Shelfmark' column.

14 ✓

Title The Study Skills Handbook
Authors [Stella Cottrell](#)
Standard no. 9781137610874
Medium Book
Imprint
Subjects [Study Skills](#)
Keywords [Academic skills](#)
Series
Notes

Class 378.170281 COT
Edition
Language

Memo
Associated
Related
Usage 4
Citation Cottrell, S. (no date) *The Study Skills Handbook...*

Reservation Information [Reserve](#) Existing reservation(s)

Copy no.	Loan type	Location	Status	Due date	Shelfmark
1 00158754	3 Week Loan	HE Library	On Loan	05 Jun 2024	378.170281 COT

2. How to reserve a book

To reserve a book that is on loan to someone else, log in to Heritage using your student number.

Once logged in, find the book you want, select the title to see the full book information and select the reserve button.

Once the book is available to borrow we will contact you. Reservations will be held for 1 week

Please log in


Reader code

1234567

Login

For more info
College

14



Title The Study Skills Handbook
Authors [Stella Cottrell](#) **Class** 378.170281 COT
Standard no. 9781137610874 **Edition**
Medium Book **Language**
Imprint
Subjects [Study Skills](#)
Keywords [Academic skills](#)
Series
Notes

Memo
Associated
Related
Usage
Citation
Cottrell, S. (no date) *The Study Skills Handbook..*

Reservation Information 0 Existing reservation(s)

Copy no.	Loan type	Location	Status	Due date	Shelfmark
1 00158754	3 Week Loan	HE Librari	On Loan	05 Jun 2024	378.170281 COT

3. How to renew a book

You may like to keep your books out for longer. You can come to the Library desk and ask a member of staff or you can use the Heritage Catalogue, which also allows you to manage your Library account.

Log in to Heritage and select the number of 'Loans' beneath your name.

Tick the box next to the title you'd like to renew and select the 'Renew' button.



4. How can I borrow a laptop?

We have up to 48 laptops that can be borrowed on a daily basis from The Library. Please come to the 1st Floor Library desk and we can issue you a key for the laptop lockers. You must have your student ID card to borrow this resource. These laptops must be returned and plugged into the lockers at the end of the day. They will not work off campus!

If you need a laptop to work on at home, you may be eligible for a long term loan laptop. These are distributed on a first come, first served basis. For more information come to the ground floor Library desk.

5. Am I allowed to use the PCs?

The Library is designed to be an area for studying. To make it a quiet but welcoming environment for all users, we will be using a computer booking system and dedicated working areas.

If you'd like to use a computer, please come to The Library desk with your student ID to be booked on. If you'd like to make a class/group booking, please contact us:

library@barnsley.ac.uk

6. Am I allowed to eat in the Library?

We understand that when you are working hard you may get peckish, so it is okay to bring snacks to eat in the Library e.g. crisps, sweets etc. but please be considerate of others and put your rubbish in the bin.

Please **DO NOT** bring hot food into the Library - your breakfast or lunch - it is not hygienic! We are not the food court or a social area. You may be asked to leave the space by a member of staff if these rules are not followed.

Hot and cold drinks are fine, but please ensure they are lidded to minimise the risks of spills.

The
ibrary



Libby.

- A state-of-the-art reading app
- An intuitive and beautiful audiobook player
- Browse, search and discover new books
- Read anytime, on any device
- Free

Select this [link](#) to get started.

OPEN
24
HOURS

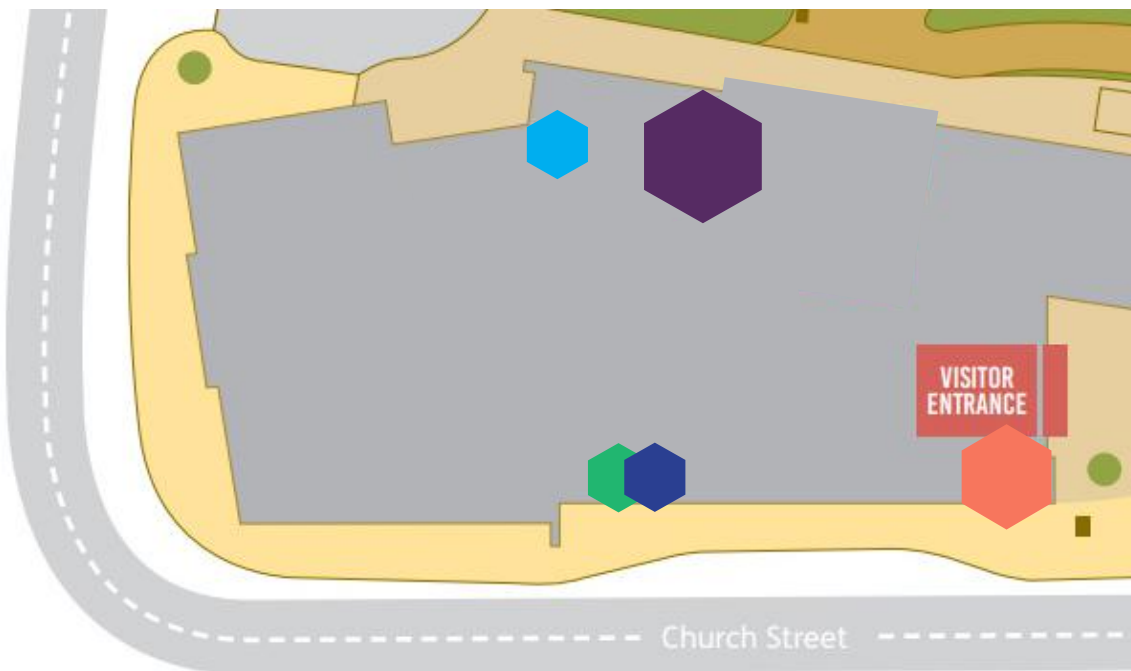
Key Locations - OML

Lower Ground Floor



-  Student Union
-  Zest - Catering
-  The Haven

Ground Floor



-  Health and Wellbeing
-  Careers and Enterprise Hub
-  The Library - Across the ground and first floors
-  Student Finance
-  Study Skills - First floor in the Library

Finding 'Rooms'

All rooms in Old Mill Lane are labeled by floor then number.
e.g. A1.44 means the room is on Floor 1, room 44
AG.16 means the room is on the Ground floor, room 16.



By the end of the next few pages, you'll be a technical genius... or hopefully know enough of the basics to get your academic journey started.

Logging On

New students, upon fully enrolling with the college, will receive a welcome email to their registered personal email address with information on how to access their account and change their password both on and off campus.

Username and email address: (Studentnumber)@live.barnsley.ac.uk

All students will be issued with a temporary password.

When you first log on, you will be required to change your password to something more secure. Your new password must be at least 8 characters and meet 3 out of 4 of the following conditions:

- Lowercase characters
- Uppercase characters
- Numbers
- Symbols
- Must not contain your name

Forgotten your password?

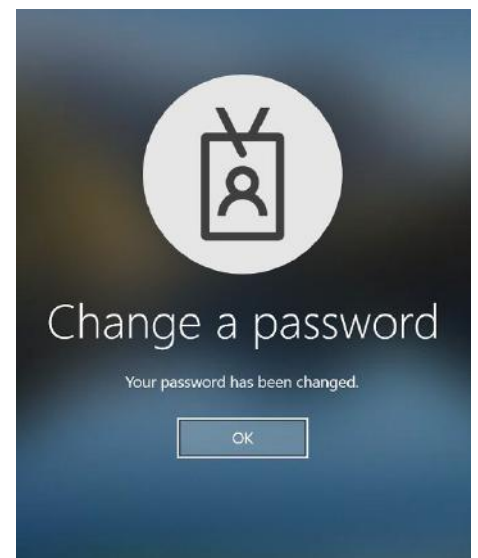
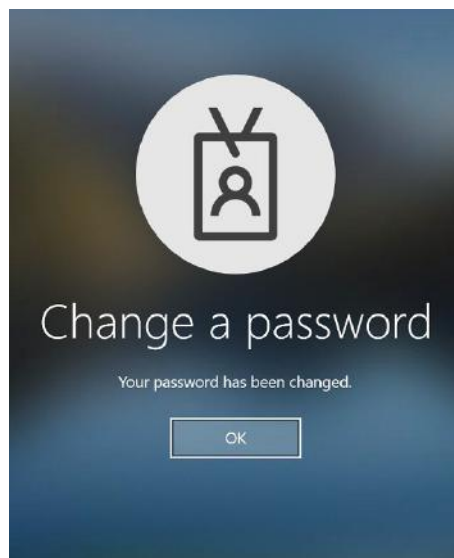
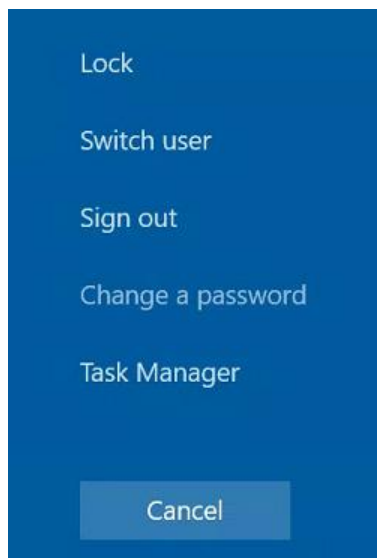
ANY member of staff has the ability to reset your password back to the default password. You **MUST** have your student card/ID and once reset, change your password to something more secure. You can do this on any College PC.



To change your password

It is easiest to change your password on a College computer but you can also change it using Office 365 if you are away from campus.

On a college computer

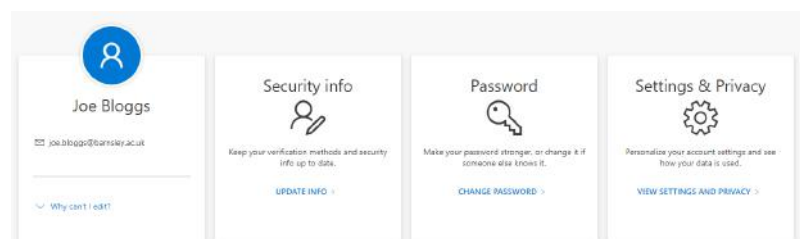
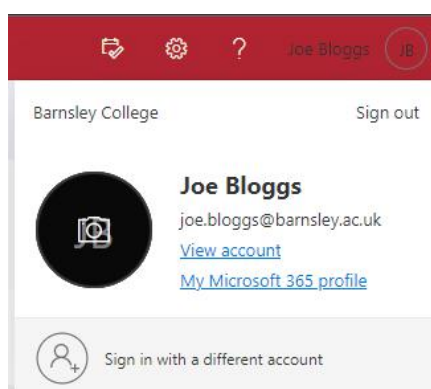


To update your password on a college computer, log onto the computer. Press the CTRL + ALT + DELETE where you will be presented with the below screen, select 'Change a password'

You will then be asked to input your old password and then input a new password.

Once you have your new password in, press the arrow to the right and your password will be updated.

Away from College (Office 365)



You'll then be presented with your account page where you can click on 'CHANGE PASSWORD' in the second tile.

To update your password through Office 365 you'll need to visit <https://office.com> and sign-in to your account.

From there click on your profile name in the top right hand corner and click on 'View account'

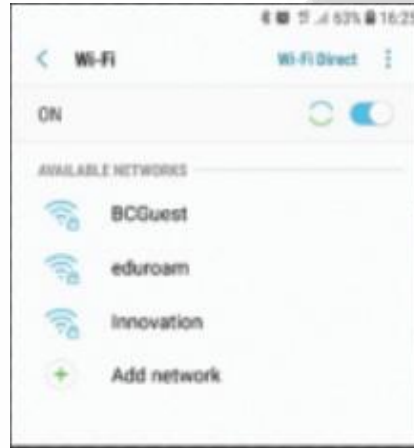


You'll then be presented with the box to change password, put in your old password and then your new updated password.

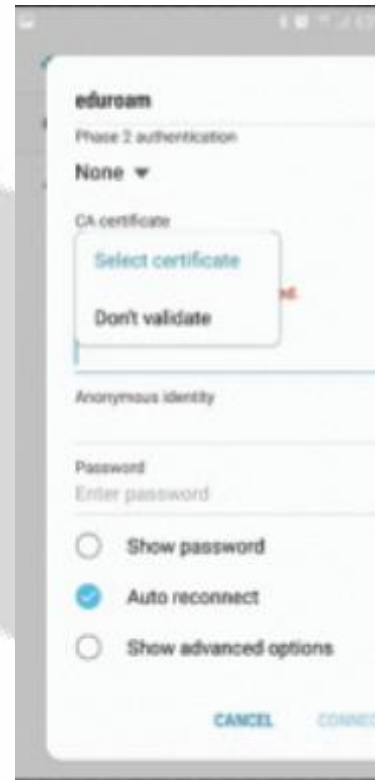
Connecting to the WiFi

eduroam

On an *Android*

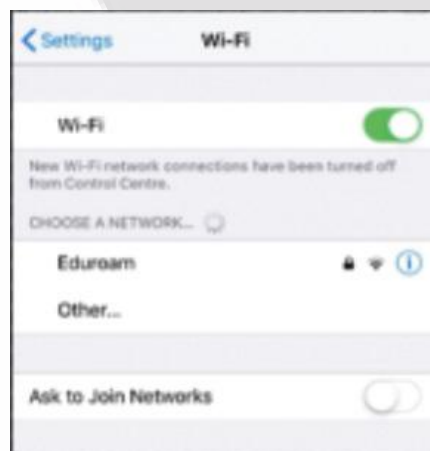


Navigate to the Wi-Fi settings area on your device. Select eduroam from the available networks.



Select CA Certificate and Don't Validate

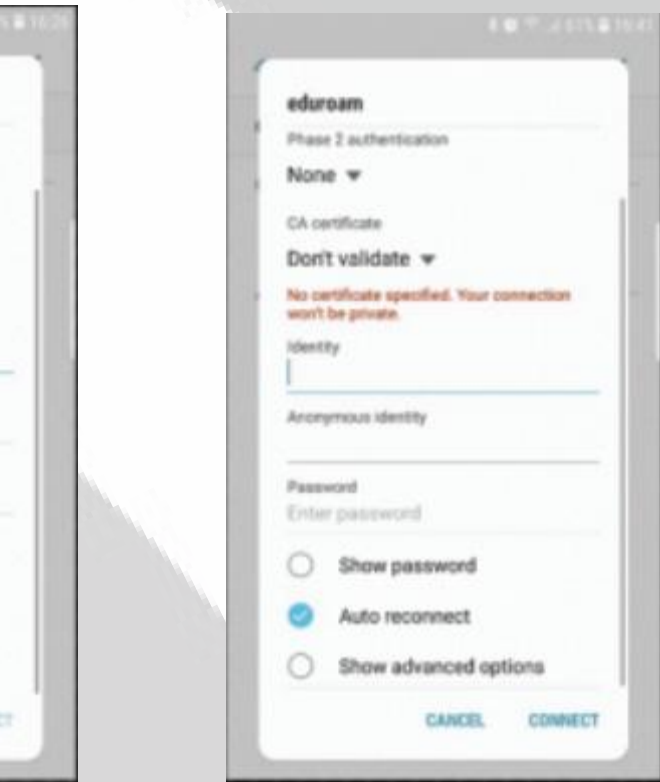
On an *Apple/iOS*



Navigate to the Wi-Fi settings area on your device. Select eduroam from the available networks.

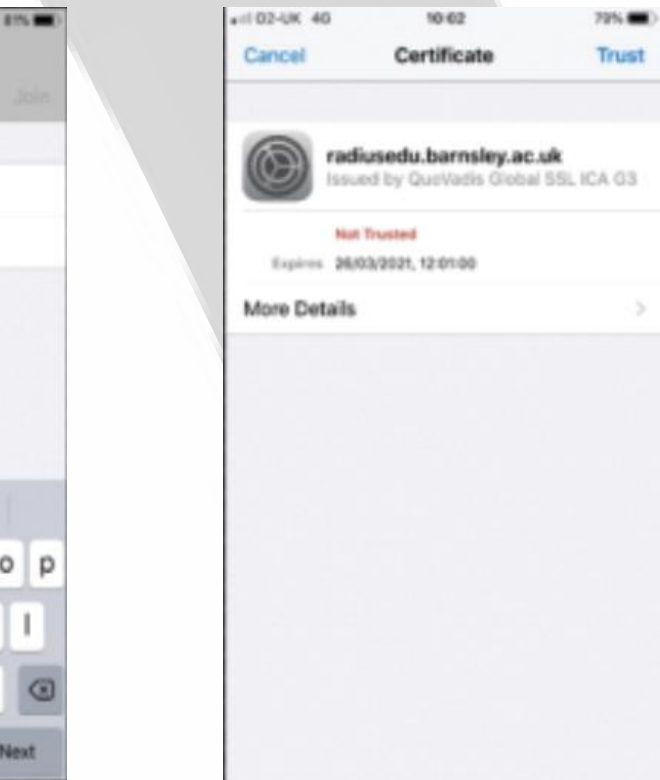


In 'Identity', enter your s email address and in 'po enter the password you log into the computers.



select

In 'Identity', enter your student email address and in 'Password' enter the password you use to log into the computers.



student
password'
use to

When prompted with certificate, please select 'Trust'.

Trouble-shooting

If you experience connectivity issues while using the college Wi-Fi, there are several common fixes you can try:

- Disconnect and reconnect
- Check the username and password are correct
- Set the security settings to WPA/WPA2 PSK
- Forget the Wi-Fi and Re-Add it

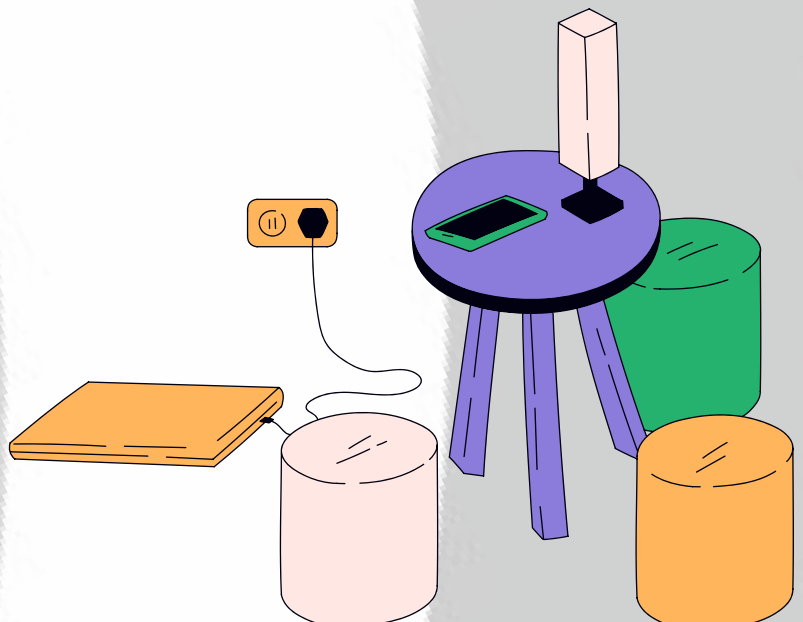
If you have data, you can visit eduroam.barnsley.ac.uk on the device you are trying to connect to access the Eduroam Configuration Assistant.

You can contact IT Support via email:

itservicesdesk@barnsley.ac.uk

or

call 01226 216 555



Printing

To print, use a college computer and send to print using:

BarnsleyCollege_Secure_Print-SR01

The printer will automatically recognise if the document needs printing in black and white or colour.

To put printing money onto your student card, please ask your tutor or go to your course administration office.

To Print

- Scan your badge or log in using your student email and password.
- Press 'Print Release', highlight the documents you would like to print
- Select 'Print'

To Copy

- Lift the top of the printer and place the item you want to copy against the guides.
- Select the copy job you would like to do, and use the settings
- Put the printer top back down and use the keypad select how many copies you would like.



A4

B&W

3p

Colour

4p

A3

6p

8p

Please note:

The printers default to double sided printing. To print single sided change the option in the 'Printer Properties' before you send it to print. Single sided prints will cost you MORE.

All learners and staff are expected to proactively contribute to a culture of mutual respect where everyone is treated with dignity.

What you can expect from the College

We will be on time and prepared for lessons.

We will ensure that anyone not behaving appropriately in classes is dealt with in a timely and fitting manner.

We will ensure that all of your classes are purposeful and stimulating.

We will ensure that all staff members are consistent in their requirements of you including uniforms, timekeeping, behaviour and College ID badges.

We will respect your individuality and will treat you with respect.



We will return assessed work to you in a clearly agreed timeframe.

If your work is completed on time you will receive feedback on time.

We will provide support and guidance where a need is identified.

We will keep you up to date with our contact details.

We will ensure that safeguarding is a priority and that all staff are committed to your safety at all times.

What we expect from you

You will be on time and prepared for your lessons.

You will take your studying seriously and behave appropriately on all College sites and when on placement.

You will provide explanations for any absences that you may have while you study with us.

You will keep us up to date with your contact details.



You will ask for support if you need it; any support will be easy to access and of high quality.

You will hand in your assignments fully completed by the agreed deadline.

You will follow the Code of Conduct set out in this Student Charter and in the Behaviour Support Policy, which is available on the College website and on Moodle.

- Every member of the College community is expected to follow the rule of law. A breach of this, such as the possession or consumption of drugs, or bringing a weapon onto college site, would constitute “serious misconduct”.
- All members of the College community are expected to follow rules that are put in place to ensure that the environment we work and learn in is respectful and safe. For example, the prohibition of smoking or vaping on College site, and the preservation of College buildings, facilities and equipment.
- Every member of the college community is entitled to be treated with **RESPECT**. We do not tolerate abusive or aggressive language, threatening language or behaviour, bullying, harassment or hate speech of any kind. Incidents of this kind will be treated as serious misconduct.

Dates for your Diary

College is a vibrant and exciting place to experience new things and Student Services endeavour to make your time here as fulfilling as possible. Below are a few key months for your diary, keep an eye out for any special events that may be taking place around these times.

September Freshers' Fair

October Stoptober
World Mental Health and
Homelessness Awareness Day
Black History Month

November Remembrance
International Men's Day

December Christmas

February LGBTQ+ History Month
Crime and Justice Week

March World Book Day
Week of Culture

April Wellbeing week

Checklist

Before you go...

By the end of your first week you should hopefully be getting to know your way around or at least know where to find help if you need it. Use the checklist below to make sure you've not forgotten anything:

- Get your student ID card
 - Get your Timetable
 - Meet your tutors
 - Make a friend
 - Top up your printing credit
 - Log on to the computer/College system
 - Join your course on Teams/Moodle
 - Connect your personal device/s on the WiFi
 - Locate key services - *Catering, H&W, Library, Careers and Enterprise Hub, SU, Student Finance*
 - Familiarise yourself with the digital services
- Attend:
- Freshers fair
 - Library Induction
 - Student Services Induction



