

EDITION 2023

SPECIAL MOMENTS START IN BEAUTIFUL PLACES

SATELLIET-UK[®]

hospitality furniture

**SPECIAL
MOMENTS
START  IN
BEAUTIFUL
PLACES**

A HIGH OVERVIEW

Scan the QR code and imagine yourself in the 'Theatre of Flavour' at The Streetfood Club Breda. The monumental building from 1919 now houses a true hotspot in tropical atmospheres. A shared dining concept with Latin American and Asian influences where every detail has been thought through.




Scan the QR code
for a high overview.



CREATING PLACES TO REMEMBER

Guests want lasting memories because 'special moments start in beautiful places'. Hospitality is no longer the exclusive domain of the hospitality industry; in today's shop, gym and office environment, too, hospitality plays a growing role. Working from home is well established and very functional, but we also like to stay in the office to have creative meetings, meet at the coffee corner and just get away from the home environment. In short, hospitality is everywhere and we are here for everyone who believes in the power of hospitality. Creating places to remember is what energises us. And that applies not only indoors, but also outdoors. The terrace is a great place for guests all year round and a great opportunity for entrepreneurs to generate more turnover. With our new innovation Celsius, the first heated terrace chair, we are pleased to think along with you to enable sustainable business even in times of high energy costs. Celsius contributes to our mission to become the most sustainable supplier of hospitality furniture in Europe by 2030. This ambition forces us to continuously make conscious choices. We innovate and use new technology; our collection is constantly evolving.

With this catalogue, we would like to continue to inspire you to make your hospitality concept the place where people want to meet. You will find the latest trends, tools, beautifully distinctive hospitality concepts, and our complete and renewed collection. Finally, we of course welcome you to our showrooms for more inspiration and expert advice tailored to your needs and your hospitality concept



CHRISTAN BROUWERS,
CEO Satelliet hospitality furniture



TRENDS & INTERIORS

TRENDS

New Nordic	51
Future Heritage	57
Rattan Rainbow	65
Playful Tubes	95
Tactile Texture	159
Romantic Retro	169

HOSPITALITY INTERIORS

Bistro de Kruidentuin	83
The Saint Hoorn	103
Facilicom Schiedam	133
HAL22 Utrecht	153
Graansilo Groningen	187
Paviljoen Lutterzand	189



SATELLIET STORIES

Our promise	9
Hospitality in...	11
Product development	13
Satelliet Originals	15
Our mission hospitality	17
For a sustainable future	19
People are our greatest asset	21
Inspiration	23
Architect & creatives support	25
Showroom & studio	27
Inspirium	29
TAILOR MADE	
Fabrics	31
Benches	33
Tables	35



CHAIRS

BARSTOOLS

85



LOUNGE & BENCHES

SMART & CREATIVE SOLUTIONS 125

105



135

TABLES

TERRACE

155



191

INDEX

Abbreviations & Icons	191
Sizes	193
LOOK & FEEL	199



OUR PROMISE

WE ARE HAPPY TO HELP YOU



Enzo
Logistics Manager

Aafke
Hostess

We are there for everyone who believes in the positive effect of hospitality. Together we can create the most outstanding hospitality interiors. For us this promise stands for premium quality, tailor made, full service and sustainability.

PREMIUM QUALITY

We stand for premium quality. Our people, products and services meet the high demands in the hospitality sector, demands of both entrepreneurs as well as their guests.



Scan the QR code
to discover our
corporate movie.





Rick
Technical Solutions

Joanne
Human Resources

Anita
Account Manager

TAILOR MADE

Every project is unique. This requires a wide and broad range of possibilities. Models, materials and colours must feel like a tailored suit, completely detailed to your wishes.

FULL SERVICE

You will be completely relieved. We offer advice and support from the very first moment until years after the realization of your project. Whether it concerns installation, disposal and recycling of packaging or the periodic check of your furniture, which contributes to a longer lifespan of your products.

SUSTAINABILITY

Sustainability is our top priority. Our ambitions are very well known. We strive, wholeheartedly and inexcusably, to become the most sustainable hospitality supplier in Europe by 2030.

HOSPITALITY IN...

INSPIRATION

Hospitality is on the rise in more and more markets. There is more and more room for meeting together and connecting. Atmosphere goes above and beyond pure functionality. We are experts in hospitality in the fields of horeca, retail, leisure, education, healthcare and the office.

This catalogue has an important role to play in terms of inspiration. It is not just about our products, but also ingenious projects that are a result of inventive collaborations.



HORECA



OFFICE



RETAIL



LEISURE



CARE & CURE



EDUCATION



Scan the QR code for more inspiring hospitality interiors.





PRODUCT DEVELOPMENT



UNIQUE COLLECTION OF HOSPITALITY FURNITURE

Two thirds of the Satelliet furniture collection were developed in-house. That way we combine our years of experience with the latest developments and trends. By being at the base of this collection ourselves, we can respond quickly and effectively to the constantly changing markets. It offers chances to recycle and develop sustainable products. With our extensive collection you get the opportunity to create the most inspiring hospitality places.

Given the growth and ideas regarding the future, at Satelliet we want to implement a clear brand policy that shows where we stand as an organisation. From the desire to create a unique offer, and with our expertise and creativity, we have developed a complete collection with its own signature: Satelliet Originals.

SATELLIET[®]
ORIGINALS



**BE AN
ORIGINAL.**



The strength of Satelliet Originals lies in customisation. Each piece of furniture has its own character, its own face, and supports the identity of a concept or interior. What makes it complete are the infinite possibilities in terms of upholstery and finishes. In addition to that, the Satelliet Originals collection is not only created for, but also with creatives. This way of collaborating is a way to share knowledge and inspiration with each other and to also give designers the stage they deserve. Every product in the Originals collection embodies hospitality, quality, strength, diversity, individuality, inspiration, relevance and functionality. The purpose is to show the best side of hospitality together.

SATELLIET[®]
ORIGINALS



Scan the QR code to
discover the Satelliet
Originals brandmovie.






SUSTAINABLE

OUR MISSION HOSPITALITY

Sustainability is much more than recycling and giving new value to used materials, it is also about giving more value to collaborations. When you strive for sustainability together, beautiful collaborations and initiatives arise in the area of people and materials.


From development to production, from delivery to maintenance and all the processes and people who contribute to this. We are at the heart of society and acknowledge our responsibility for a sustainable future. The only way to start a movement is by taking the initiative ourselves. We have therefore started to incorporate our current and future sustainability initiatives into our Mission Hospitality. A challenging route that should eventually lead us to our goal of becoming the most sustainable supplier of hospitality furniture in Europe by 2030. To achieve our goal, we would like to involve the entire chain in which we operate and to motivate and enthuse others to contribute to a better world.



Scan the QR code for more information about our mission hospitality.







Scan the QR code for more information about SUM.





SUSTAINABLE

FOR A SUSTAINABLE FUTURE

SUM is short for Still Usable Materials and is a term for actually all kinds of depreciated materials and our ambition is to use innovative techniques to give new value to these materials. However, SUM is not only an initiative that's all about recycling and giving new value to used materials, it is also about adding more value to collaborations.

We've already succeeded, in collaborating with one of our production partners to recycle aluminium, and we are always looking for new solutions, materials and partnerships. Plastic waste is a large problem the extent of which has been painfully expressed in recent years, but luckily also offers possibilities. This is why we've been producing chairs with felt made from PET bottles for a while now, and why we were able to convert recycled plastic into a high-quality wickerwork. Sustainability, in our case, also represents quality.

There is a newcomer to the sustainable SUM (Still Usable Materials) collection. Chair Code consists of 100% 'post consumer waste'. The frame is made of recycled aluminium. The seat and back are made of recycled plastic. The plastics are sorted by colour and then melted down to create the characteristic basic colour with cheerful speckles.



Scan the QR code for all our social initiatives.





SUSTAINABLE

PEOPLE ARE OUR GREATEST ASSET

People are our greatest asset. Without good people, we are nothing. We therefore believe it is important that our own employees, as well as the employees of our partners, are able to work and live in the right conditions.



It is also true that business operations have an impact on the environment. We are aware of this and are continuously working to reduce this impact within our own sphere of influence. We also see it as an obligation towards society to offer people with a disadvantage on the labour market a helping hand. We do this in cooperation with various initiatives. Together you create opportunities.



Scan the QR code to learn more about FeelGoodFood.



INSPIRATION

WE LOVE TO SHARE OUR INSPIRATION



We gladly share our expertise and experience with you. Read all about hospitality and interiors in our biannual magazine, PROEF!Hospitality.

You can always get inspiration via our online channels. In addition we also organise workshops and events in our showrooms.



Scan the QR code
for more inspiration.







LOOK & FEEL

ALL THE TOOLS FOR ARCHITECTS AND CREATIVES

For you as an architect, but also for other creatives, we have several tools available. Inspiration is to be found in our box with samples from the fabric and material collection. For an impression of the look & feel collection, there is a practical appendix in the back of this catalogue.

We have bundled the digital tools that can help you develop your project in the Satelliet user account. Save and store your favourite items in your account, download high resolution images of our furniture and 3D models of our collection and apply them to your design. Let your creativity run free!



Scan the QR code to create
an account on our website.





IDEAS COME TO LIFE IN OUR SHOWROOM & STUDIO


In our industry, everything revolves around experience. That applies to atmosphere and hospitality, but certainly also to our furniture. Furniture is made to be felt and experienced, and we know that like no other. That is why our inspiring showrooms in Amsterdam, Breda and Dalfts, where we present our collection and can guide and advise you if you wish, play an important role. Our studio is the creative workplace where all the essential and inspiring resources are waiting for you.

INSPIRATION



Scan the QR code for more showroom inspiration.







A WORLD FULL OF INSPIRIUM

INSPIRATION

Together with our partners we form a unique knowledge and inspiration platform in the field of hospitality and interior design. And we do that in two unique brick-and-mortar Inspirium locations in Breda and Amsterdam.

Inspirium Works helps make your dream come true. In order to do this efficiently, optimally and in a catchy way, we have developed a tailor-made working method that takes you to your goal in phases. We support you the way you want, the way that suits you. We map out what you are looking for and what you expect from the hospitality concept. We visualise your concept based on ideas, atmospheres, styles and materials. Styling, routing and disciplines come together in a preliminary, then finally a definite design. We make your dream come true! All involved partners deliver their contribution at the right time to bring the concept to life. For us, a durable client relationship means commitment and a high level of service. That is why from the first contact to long after the realisation, we remain genuinely committed: support and follow-up service are a given.



Scan the QR code for our brand new Inspirium Works video.




INSPIRIUM

TAILOR  MADE

THE PERFECT PRINT FABRICS

It is possible to print your own pattern or colour on different fabrics and on artificial leather. This is in line with the increasing demand for personalising products.

The desired colour can be obtained by specifying the RAL colour number or a submitted colour sample. To have your own fabric printed, a seamless vector file pattern can be supplied, for instance from Shutterstock.com.



Scan the QR code for more information about tailor made print fabrics.





📍 **Bistro de Kruidentuin Geesteren**



01

Provide a RAL number, a reference fabric or a seamless vector file.



02

Choose a fabric on which the pattern needs to be printed.



03

An A4 size sample with the pattern will be sent for approval.





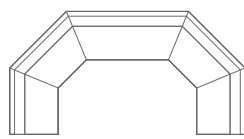
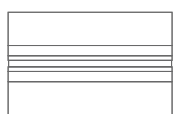
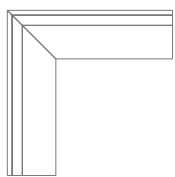
TAILOR  MADE



THE POSSIBILITIES ARE ENDLESS

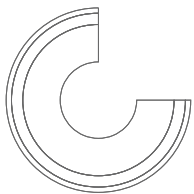


Scan the QR code for more information about tailor made benches.

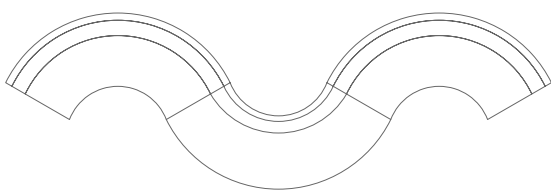


Corner bench

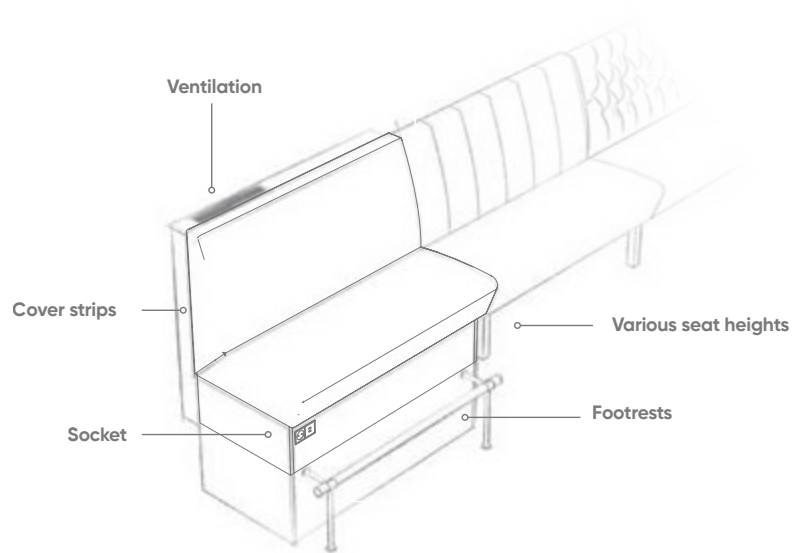
Double bench



Round bench



Waved bench



There is a tailor made bench for every project and the possibilities are endless. Depending on the wishes, a combination of material, shape and dimensions is sought that guarantees good seating comfort and makes the bench a real addition to the interior.

All of them can be manufactured and supplied as per your specifications, either on a supply only basis, or fitted on site by our professional installation team. We would therefore like to invite you to visit the showroom where our advisors are happy to think along with you about the perfect custom bench for your project.



A TABLE FOR EVERY INTERIOR






Scan the QR code for more information about tailor made tables.



TAILOR MADE

Look at different materials, shapes, sizes and bases that are available, until you find the right match for your concept. A table length of 5 metres? No problem. Real marble or a marble look? Both possible. A different shape or a table top with wireless charging option? Everything can be tailor made based on your wishes.



 Tibo Veen  Horeca Sfeermakers  Lars Verkroost

Our bases can be finished in any RAL colour and our table tops in any stain colour. The bases are also available in various sizes, with or without wheels, the height of the base can be cut to any height.



A chair is certainly no longer just a chair. It's a way of welcoming, showing who you are and offering your guest a comfortable spot where they like to spend their time. For every project we have got the right chair. With a variety in materials and fabrics for a tailor made result.

CHAIRS



Scan the qr code to take a look behind the scenes.



Armrest
Walnut, oak, bakelite



COMFORT AND FLAIR

Gerlin is everyman's friend and can be placed anywhere to add comfort and flair to a space. Conical compact legs and slightly curved seat and back elements form the basis for Gerlin's design.

GERLIN AC



GERLIN SC



GERLIN AC



GERLIN SC



GERLIN AC



GERLIN HS



GERLIN LAC





GERLIN MESH SC



GERLIN MESH AC



GERLIN MESH HS



GERLIN PLYWOOD SC



GERLIN PLYWOOD HS



GERLIN PLYWOOD AC



GERLIN B



GERLIN HB



LIGHT AND STACKABLE

Metro is light, airy and stackable. The chair has a steel frame and the back is finished in walnut veneer. The seat is beautifully upholstered and comes in a fabric of your choice.

NEW METRO SC



NEW METRO SC



ARVEL SC



JODY SC



EDO SC

EDO HS



BRIGHTON SC



BRIGHTON HS



RITZ SC



RITZ HS



RADIO SC



NEW RADIO LSC



NEW RADIO HS



DAHLIA SC



DAHLIA HS



© FREDRIC SC



© FILO SC



© FREDRIC AC



MISTRAL

A trendy chair which can be categorized as 'new industrial'. The chair is available in two variants. Characteristic for this design is the steel wire frame combined with a removable cover.



Ⓢ MISTRAL AC



Ⓢ COZITO SC



Ⓢ COZITO HS



ATLAS AC



Ⓢ LIM AC



FRANS SCHROFER

Frans Schrofer's 'hands-on design' guarantees ergonomically comfortable designs that are also visually appealing. Studio Schrofer has won various international design awards for innovation, technology and sustainability.

Be an Original



Ⓢ TONIC AC



Ⓢ TONIC SC



Ⓢ TONIC SC



Ⓢ TONIC HS



Ⓢ NORWE SC



Ⓢ NORWE AC



Ⓢ NORWE HS



Ⓢ TUBE SC



Ⓢ TUBE AC



Ⓢ TUBE HS



ELIA SC



ELIA HS



Ⓢ LINATE AC



Ⓢ MINO SC



Ⓢ MINO MS



Ⓢ MINO HS



Ⓢ BISCUIT SC



Ⓢ BISCUIT LSC



Ⓢ BISCUIT LS



Ⓢ BISCUIT HS



LOVENA METAL SC



DARFORD METAL AC



LOVENA LOW BACK METAL 02 HS



DARFORD LOW BACK METAL 02 HS



© FIOLI LAC



© FIOLI AC



© FIOLI WHEELS AC



© FIOLI HS



© OLYN SC



© OLYN AC



© OLYN HS-WB



© OLYN HS

FIOLI

The design of the Fioli is inspired by rose petals. The petals' round, open shape looks cheerful, friendly and inviting. The steel frame of the Fioli elegantly defines the contours of this design. The moulded seat shell continues under the armrests.



JAN DIJKSTRA

Jan developed his own style that he describes as 'friendly, cheerful, sympathetic and always a bit quirky'. He brings his design to life by making optimal use of his creativity and imagination.





PRESS SC



PRESS SC



PRESS SC



PRESS AC



PRESS SC STCK



PRESS AC



PRESS HS



Armrest
Walnut, oak, bakelite



PRESS AC



CURRENT SC



CURRENT AC





NEW   CODE AC



NEW   CODE AC



  CURRENT LAC




still usable materials

SUSTAINABLE INTERIOR

Code consists of 100% 'post consumer waste'.
The frame is made of recycled aluminium.
The seat and back are made of recycled plastic.
The plastics are sorted by colour and then remelted, creating the characteristic base colour with cheerful speckles.

NEW   CODE AC



STUDENT SC



STUDENT AC



STUDENT HS



STEELWOOD SC



STEELWOOD HS



DESK SC



GALVANITAS S-17 SC



GALVANITAS S-17 AC



GALVANITAS S-17 HS



GALVANITAS S-17 SC STCK



GALVANITAS S-17 SC LINKING



GALVANITAS S-17 TB | GALVANITAS S-17 SC



XAVIER SC



XAVIER LS



XAVIER HS



CANTINE SC



CANTINE MS



CANTINE HS




PERFECT FOR CHILDREN

Children's chair Noor is made of aluminum with a seat of untreated teak. The Noor high chair is weather resistant and has been tested according to the standards: EN 14988: 2017 + A1: 2020. This means that the chair must have certain dimensions so that it meets safety aspects

© NOOR



Nature forms the key in New Nordic. The undertone in Nordic design carries the vast and fresh feel of forests, lakes, the sky and the sea. This focus on nature is reflected in the materials used: wood and wicker. In the Canu chair series, nature inspires clear design, organic lines and pure materials.





Canu HS

NEW NORDIC



Canu SC

PEBBLE

Pebble has a friendly look and the chair takes its name from its seat shapes. The design is graceful but the wooden frame makes the chair sturdy and distinctive.



NEW (S) PEBBLE SC



NEW (S) PEBBLE HS



UMEA SC



UMEA SC



UMEA HS



SKALA AC



ERIK REMMERS

Designer Erik Remmers rediscovered his love for product design. After studying furniture design, he joined a design agency and focused on interior. Recently, he took up his sketchpad again and designed the Pebble.

Be an Original



© CANU SC



© CANU SOFT SC



© CANU HS



© CANU SOFT HS



FINN SC



JORI SC



JORI AC



FINN AC



FINN HS



© HAGAS SC



© HAGAS MS



© HAGAS HS



FLASH SC



FLASH AC



RUSH SC



RUSH AC



FLASH SC



FLASH AC



FLASHY HS



FLASH HS



FLASH PADDING SC



FLASH PADDING MS



FLASH PADDING HS



FLASH PADDING SC



FLASH PADDING AC



NEW NOVALIS AC



NEW NOVALIS AC



COCKTAIL SC



COCKTAIL HS



RETRO DESIGN

The inspiration for Novalis comes from a retro wooden model where compass legs were fashionable at the time. The back and seat are upholstered and can be played with to give the chair a different look and feel.

NEW NOVALIS AC



Fifties never go out of style. Sleek and elegant, but also robust and made with a penchant for craftsmanship. This is the furniture with that fifties vibe: chairs in refined wood, soft upholstery but made to today's standards and comfort. Novalis embodies everything we still appreciate so much about the design of reconstruction including that quirky compass leg.





Novalis AC

FUTURE HERITAGE



Novalis AC



BOWIE AC



BOWIE SC



BOWIE AC



BOWIE AC



ARIK SC



ARIK AC



350 SC



351 HS



ARIK MS



ARIK HS



DIXIE AC



CINQUANTA LOW AC



NEW YOSHI SC



NEW YOSHI SC



DAVOS SC



NEW VIGO AC



ARTISAN CLASS

Yoshi can be used anywhere to add artisan class to the interior. The upholstered seat can be adjusted as desired.

NEW YOSHI SC



MODERN THONET LOOK

When you first lay eyes on the Manado, it may give you hints of a modern thonet chair. The seat and back with naturally woven cane give this design the characteristic Thonet look. The powder-coated aluminium frame gives it a contemporary touch.

MANADO SC



MANADO SC



LUZERN AC



LUZERN AC



SALZBURG AC



LUZERN AC



16/C SC



MANADO HS



LINZ HS



MIRABELLE SC



LINZ CANE SC



LINZ CANE AC



LINZ SC



LINZ AC



TYMO SC



766 SC



6023 AC



TYMO AC



CELESTE SC



CELESTE SC



CELESTE AC



CELESTE HS



FIGARO SC



BITES AC



TWIST LSC



PODA LS



PODA HS



550 SC



550 AC



550 HS



JONAS AC



MICHELLE SC



MICHELLE INDOOR AC



MICHELLE HS



TWINE LS



(S) TACO SC



(S) TACO AC



(S) TACO HS



TWINE HS



NEW TWINE AC



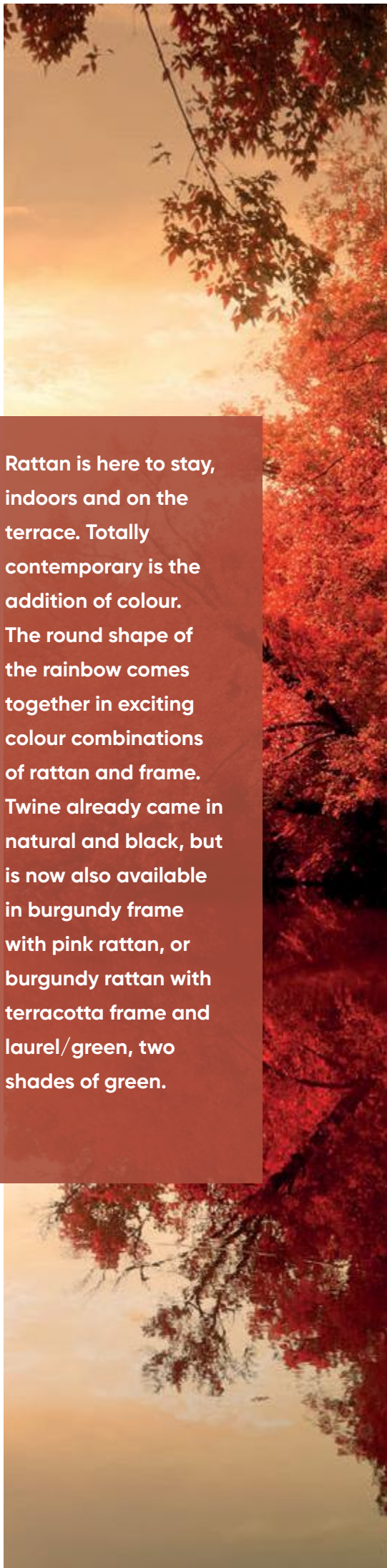
TWINE SC




TWINE AC



NEW TWINE AC



Rattan is here to stay, indoors and on the terrace. Totally contemporary is the addition of colour. The round shape of the rainbow comes together in exciting colour combinations of rattan and frame. Twine already came in natural and black, but is now also available in burgundy frame with pink rattan, or burgundy rattan with terracotta frame and laurel/green, two shades of green.





Twine AC

RATTAN RAINBOW



Twine AC



CAMELIA M986 UW SC



CAMELIA M986 UU SC



CAMELIA M966 UU AC



BRAGA M954 SC



BRAGA M954 AC



CLEO M932 UU SC



CLEO M935 WUU LSC



CLEO M934 WUU HS



CHLOE M932 WUU CR SC



CHLOE M935 WUU CR LSC



CHLOE M934 WUU CR HS



BISHOP AC



BISHOP METAL 04 HS



BISHOP HS



ROM AC



ROM OPEN AC



ROM HS



ROM OPEN SC



ROM SC



CASSIS M14 SC



CASSIS M280 AC



CASSIS M280 AC



CASSIS M21 HS



Leather handle
black leather with
brass or black details



Optional
brass sockets

ENDLESS VARIETY

The Lovena is a familiar sight in the Satelliet collection. Due to its versatility, the Lovena always has a suitable one: chair and armchair, stool, lounge chair or bench.

LOVENA SC



LOVENA SC



LOVENA OPEN SC



LOVENA OPEN PLYWOOD SC



LOVENA PLYWOOD SC



LOVENA AC



LOVENA OPEN PLYWOOD AC



LOVENA VENEER SC



LOVENA VENEER AC



DARFORD OPEN AC



DARFORD AC



DARFORD VENEER AC



DARFORD METAL 01 HS



LOVENA HS



LOVENA LOW BACK HS



DARFORD HS



LOVENA LOW BACK METAL 01 HS



DARFORD LBA



DUNBAR AC



DAVENPORT AC



LOVENA LAC



DARFORD LAC



LOVENA LBA



NEW (S) REUNITED SC



NEW (S) REUNITED SC



NEW (S) REUNITED HS



(S) FALLON AC



(S) FALLON LAC



(S) WALDORF AC



(S) WALDORF LAC



(S) WALDORF 40 LS | 46 LS



(S) FALLON 04 HS



(S) WALDORF HS



(S) WALDORF 01 HS



(S) WALDORF 04 HS



(S) LUX 04 HS



Ⓢ LUX SMALL SC



Ⓢ LUX SC



Ⓢ LUX AC



Ⓢ LUX METAL SC



Ⓢ LUX HS



Ⓢ LUX METAL AC



Ⓢ LUX LAC

LUX

This luxury collection really invites you to take a seat and enjoy the comfort.

The chair is distinguished by the fusion of the recognisable round and convex shapes.



STUDIO SATELLIET

Chris Montijn-Spiering and Wessel Storms can be found at Satelliet's production sites with great regularity. There they can closely follow the dynamic process from design to production.



Be an Original



PADOVA SC



PADOVA AC



PADOVA HS



MODENA SC



MODENA AC



MODENA HS



PARMA SC



PARMA AC



PARMA HS



SALVO AC



SALVO LAC



SALVO HS





ARGAN AC



ARGAN LAC



ANCONA SC



ANCONA LSC



ANCONA HS

TRUE EYECATCHER

A true eyecatcher in any interior. Argan is fully upholstered with a fabric or leather of your choice and can also be upholstered in different fabrics.

ARGAN LAC





DA VINCI 01-100 SC



DA VINCI 01-121 SC



DA VINCI 07-101 HS



DA VINCI 02-100 AC



DA VINCI 04-100 AC



DA VINCI 04-102 AC



DA VINCI 07-108 HS



KESY 01-100 SC



KESY 04-100 AC



KESY 04-102 AC



KESY 07-101 HS



MARGOT 04-100 AC



DA VINCI 05-100 LOW LAC



PAPAS 05 LSC



PAPAS 05 XL LSC



BLISS 01-100 SC



BLISS 02-100 AC



BLISS 04-107 AC



BLISS 05-100 LOW LAC



BLISS 05-100 HIGH LAC



BLISS 09-100 B



MEGAN 04-100 AC



MAGDA 00-100 SC



MAGDA 04-100 AC



MAGDA 04-110 AC



MAGDA 05-100 LOW LAC



MANU 04-100 AC



MANU 04-107 AC



MANU 07-101 HS



MANU 07-108 HS



NEW RODAR SC



NEW RODAR WOOD SC



NEW RODAR WHEELS SC



NEW RODAR HS



NEW ZEST SC



NEW ZEST AC



NEW ZEST HS



CIRCL AC



CIRCL HS



CIRCL 04 HS



LAVIO SC



LAVIO HS



© GELATO SC



© GELATO AC



© GELATO MS



© GELATO HS



TAFT SC



TAFT AC



ROOSEVELT SC



ROOSEVELT HS



EVE AC



JEFFERSON AC



GRANT AC



BUBBLE AC



© MONTANA AC



LINCOLN AC



MONROE HS





still usable materials

ECO FRIENDLY

The plastics in our ECO series come from a special production process in which only plastic from a limited selection of consumer waste is used. Avola is made of recycled polypropylene and available in the colours mocca or caramel.



AVOLA ECO SC



BARI SC



FESTIVA ECO SC



FESTIVA ECO SLED AC

FESTIVA ECO STOK AC




AVOLA ECO SC



NEW  NUTA SC



NEW  NUTA HS



NEW  NUTA AC



AAC AC



EAMES PLASTIC CHAIR DSW SC



NASSAU SC



NASSAU HS



ANZIO AC



ANZIO WOOD AC



UNI 550 SC



UNI-KA 594 AC



METZ SC





FIOLI WHEELS AC



LOVENA WHEELS SC



LOVENA OPEN WHEELS AC



DARFORD WHEELS AC



DA VINCI 01-103 SC



DA VINCI 04-106 AC



KESY 01-106 SC



KESY 04-106 AC



MAGDA 04-106 AC



MAGDA 04-103 AC



MANU 04-106 AC



MANU 04-103 AC



MARKA 589 AC



BLISS 01-106 SC



BLISS 04-103 AC



UNI-KA 597 AC



ALLEGRO AC



ALLEGRO SC



ALLEGRO TROLLEY



MONZA SC



ATLAS AC



EVERETT AC



FERRIS AC



KJELT AC



PAPAS 01 SC



NEW RODAR WHEELS SC



JEFFERSON SPIN AC

Stackable
armchairs



KJELT AC

MYTHICAL GARDEN

This chic bistro is located in a beautiful rural setting where a cosy and convivial atmosphere is created by the different rooms where you can take a seat. To create a look that matches the surroundings, many warm materials were used, such as print fabrics combined with dark green upholstery and tabletops made of glass with brass and wooden accents.



Scan the QR code for more photos and interior inspiration.







BARSTOOLS

Medium or high seating also has its charm. From the familiar wooden barstool to the barstool with a luxury seat. Involve your guests in theatre at the bar by creating a variety the seating height for a more dynamic layout.



BIERVANUET
TINIA 0,25€ 5,00
KAVIA 0,50€ 5,50
LA TRAPPE DORÉ 4,00
LA TRAPPE ESIEUX 4,00
TRUQUE TRUQUE 5,00
WITTE TRUQUE 5,00
WASSIAP-
BIER O PLES
POM 5,00
KAVIA 0,25€ 4,50
KAVIA 0,50€ 5,50
LA TRAPPE DORÉ 4,00
LA TRAPPE ESIEUX 4,00
WITTE TRUQUE 5,00
LA TRAPPE DORÉ 5,00
MAGNÉS 4,00
CHILI TRUQUE 4,50



Scan the qr code to take a look behind the scenes.





PODA LS



PODA HS



TWINE HS



Ⓢ CELESTE HS



Ⓢ TACO HS



MICHELLE HS



MICHELLE INDOOR HS



Ⓢ MANADO HS



Ⓢ 550 HS



CANNES HS





LUGANO LS



LUGANO HS



XAVIER LS



XAVIER HS



REVOLVER HS



© HANNAH HS



© PORTLAND HS




DERBY HS



BISCUIT

Craving something sweet and light?

The Biscuit satisfies that need with its seat and back that looks like a cookie. The design has a sturdy look due to the thick steel frame. It is a fun, sturdy chair with a joyous look and feel.



Ⓢ BISCUIT LS



Ⓢ BISCUIT MS



Ⓢ BISCUIT HS



Ⓢ BISCUIT HS-WB



Ⓢ HACK HS



BURO NOW

Stijn van Woerkom and Victor le Noble have joined forces in BURO NOW. Stijn and Victor are not guided by conventionalism and make their own plans. 'Design is meant to be consumed, so it has to be tasty.'



Ⓢ HACK LS



Ⓢ HACK MS



Ⓢ NORWE HS



Ⓢ STEELWOOD HS



Ⓢ GERLIN MS-WB



Ⓢ GERLIN HS-WB



Ⓢ GERLIN PLYWOOD HS



Ⓢ GERLIN MESH HS



Ⓢ GERLIN HS



Ⓢ FREYA LS



Ⓢ FREYA HS



LIVERPOOL HS



Ⓢ GIROLA HS



STUDENT MS



STUDENT HS



JODY HS



Ⓢ GALVANITAS S-17 HS



PLAYFUL LOOK

The lines of the frame continue from the back into a footrest, giving the stool a futuristic and playful look. The footplate follows the shape of the seat. The swivel stool has a small upholstered back and seat.

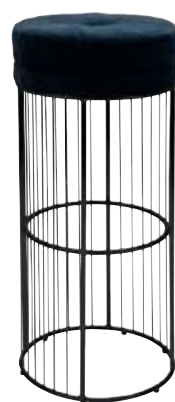
NEW (S) LOOP HS



NEW (S) LOOP HS



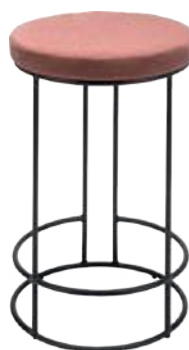
NEW LIZ HS



(S) MAISON HS



NEW KELVIN HS



(S) LUMEN MS



(S) LUMEN HS



FIOLI HS



FIOLI HS



COZITO HS



DA VINCI 07-108 HS



DA VINCI 07-101 HS



MANU 07-101 HS



BRIGHTON HS



RITZ HS



EDO HS



JUPITER 01-82 HS



NEW OCALA HS



NEW OCALA HS



NASSAU HS



NEW NUTA ECO HS



NEW NUTA HS



DAHLIA MS



DAHLIA HS



MASTERS HS



AAS 38 HS



NEW PRESS HS



CANTINE HS





TONIC HS



TUBE HS



OLYN MS



OLYN HS



OLYN HS-WB



MORETTI HS



HAGAS HS



TUBE

The interplay of lines formed by the tubular black frame makes the stool a stand-out. The design explores the tension between straight lines and rounded forms. The connection between the backrest and the frame is a particularly aesthetic detail.




DIEDERIK SCHNEEMANN

After his study at the AKI Academy, Diederik Schneemann started his own studio. He designs products and designer objects where he allows himself to be surprised and inspired by the simple things in everyday life.



Be an Original



Round shapes, tubes and rolls and curved shapes. Playful tubes is cheerful and lively, inviting play. Interactive interiors match the fusion of leisure, work, sports and going out. Bench Nolia also plays with round shapes: a slender tubular frame and a round roll in the back. Stool Biscuit has a sturdy and fun look due to the thick steel frame. Both fun and airy pieces of furniture for playful interiors.





Biscuit LS

PLAYFUL TUBES



Nolia B



LUXURY AT THE BAR

Stool Bishop has a luxurious appearance and is a true eye-catcher in the room. Its round shapes make it a real eyecatcher Bishop has a frame of solid beech wood that can be finished in different colours.

BISHOP HS



BISHOP METAL 04 HS



LITA HS



DARFORD METAL 01 HS



DARFORD HS



LOVENA LOW BACK METAL 01 HS



LOVENA LOW BACK HS



LOVENA HS



(S) MINO HS



NEW (S) RODAR HS



NEW ZEST HS



NEW RADIO HS



LAVIO HS



CARTER HS



ELIA HS



DARFORD METAL 02 HS



LOVENA LOW BACK METAL 02 HS



(S) GELATO MS



(S) GELATO HS



ROOSEVELT HS



MADISON HS



MONROE HS



CASSIS M21 HS



NORDIC DESIGN

The Umea is a familiar sight in the Satelliet collection. Umea features a frame of solid beechwood, with various stain colours to choose from. Who doesn't love Nordic design?

NEW UMEA HS



NEW (S) PEBBLE HS



UMEA HS



NEW UMEA HS



(S) FLASHY MS



(S) FLASHY HS



(S) FLASH MS



(S) FLASH HS



CARDIFF HS



© CANU SOFT HS



ARIK HS



JORI HS



© CANU HS



JILL HS



351 HS



505-80 HS



16/C HS



LINZ HS



SADDLE HS



9208 HS

REUNITED

ReUnited, a roaring twenties stool that refers to that lively period a century ago. That means no rigid, angular shapes but rather soft and round. The design stands out with its Art Deco style and a cross in the backrest. The fringes are like the nonsense of life: you don't need them, but they make everything more fun.



NEW (S) REUNITED SC



NEW (S) REUNITED HS



(S) FALLON MS



(S) FALLON HS



(S) CIRCL HS



(S) CIRCL 04 HS



LARS SNELLAARS

For Lars Snellaars the most beautiful product to design is a chair. He calls it pure architecture. A chair is defined by its vision, form and functionality, with the individual in his environment as its focal point.



Ⓢ LUX HS



ROM HS



PARMA HS



CHLOE M934 WUU CR HS



Ⓢ WALDORF METAL 01 HS



Ⓢ WALDORF METAL 04 HS



Ⓢ WALDORF HS



COCKTAIL HS



PADOVA HS



SALVO HS



MODENA HS



ANCONA HS



HISTORIC & MODERN

The Saint Food & Wine is a welcoming place for bon vivants. The restaurant and bar are located on the ground floor of the Heavens Hotel, in the monumental Great Church. Characteristic features of the building are incorporated into the modern and cosy decor, full of alcoves, arches and large windows. In addition, the ornate cast-iron ornaments and historic brickwork have been gratefully embraced and accentuated.



Scan the QR code for more photos and interior inspiration.








Scan the qr code to take a look behind the scenes.



A modern lounge chair with a brown fabric backrest and light-colored seat, supported by black legs, sits on a light-colored circular rug. The background shows a restaurant interior with tables, chairs, and large windows. A green semi-transparent box is overlaid on the top right of the image.

Take a step back, come together and pull up a hocker or enjoy the moment just relaxing. Flick through our collection of banquettes, lounge benches, lounge chairs and hockers and discover how you can add more comfort to your interior.

LOUNGE & BENCHES



NEW RADIO LSC



NEW RADIO LSC



S FIOLE LAC



NIRVANA 05-125 LOW LAC



NIRVANA 124 HIGH LAC



PAPAS 05 LSC



PAPAS 05 XL LSC



SHIMA 38 LS | 65 LS | 110 LS



S 25.25 LAC





JACKSON LAC



ATHOS LAC



NEW ATHOS LAB



LILY WOOD LSC



LILY LSC



TAYLOR LAC



CLEVELAND LAC



ATHOS LAC



WILSON LAC



TRUMAN LAC





COMPACT DESIGN

Lounge chair Lars has a unique design and is very comfortable. Thanks to its compact design, it can be used in any interior. The frame is made of solid oak and the chair can be upholstered in a fabric or leather of your choice.

LARS LAC



LARS LAC



LINDGREN LAC



CHLOE M935 WUU CR LSC



CLEO M935 UU ST LSC



DANAS LAC



FEATHERTON LAC




SIGRID LSC



SIGRID LAC



KESY 05-100 LOW LAC



KESY 09-100 B



MAGDA 05-100 LOW LAC



MAGDA 05-100 HIGH LAC



MAGDA 05-100 HIGH LAC



MAGDA 05-100 LOW LAC



DA VINCI 05-100 LOW LAC



MODENA LAC



PARMA LAC



ROUND SHAPES

A true eye-catcher in any interior. The rounded convex shapes give the lounge chair a contemporary look. In addition to the lounge chair, a matching lounge sofa is now also available.

SIX LAC



NEW SIX LBA



© FALLON LAC



© LUX LAC



© WALDORF LAC



ARGAN LAC



LOVENA LAC



LOVENA BA



© FALLON AC



LOVENA LAC



LOVENA LBA



© WALDORF 40 LS



© WALDORF 46 LS



DARFORD LAC



DARFORD LAC



NEW SAVOIR B



LOEFF B



LOEFF HB



GERLIN B



GERLIN HB



BUMPER CORNER B




BUMPER B



BUMPER MB



NEW NOLIA B



SONAR B



SONAR HB



BARCELONA B



VALENCIA B





FALKOR END LB | FALKOR LB



FALKOR END B



MIDTOWN B



MIDTOWN B



SOHO CLUB CORNER B | SOHO CLUB 120 B



SOHO DINER END 90 B | SOHO DINER 120 B



SOHO LB



NEW (S) COCON LSC



(S) CAVE 4 LAC



(S) CAVE 3 180 B



(S) CAVE 4 220 B



(S) CAVE 3 220 B

EAR

Intended as a model where you can sit to shut yourself off for a while. The Ear invites you to your me-time, to read or work. This gigantic eyecatcher embraces you with the large flap in the front.



ARDIE VAN BOMMEL

Ardie van Bommel designs and develops new products and concepts from her own design studio BOMM. Each final product is the result of an enthusiastic, creative thought process with one common denominator: bringing people together.





Ⓢ JOSEPHINE LB



Ⓢ DAUPHINE LBA



Ⓢ ROCCO LBA



BALMORAL LBA



LOBBY LB



MADRID LBA



MOMA B



MADRID BA



MADELEINE BA

OSO

An eyecatcher in every space. Oso has a daring appearance and stands firmly on its thick wooden feet. The Oso is part of a series of sofas that are available in both dining and lounge height.



OSO LAC



OSO LAC



OSO B



OSO B



JON+SVEN

Jon+Sven is a Dutch designer duo formed by Jon Assink and Sven Schimmer. Their goal is to turn every design into a sensual experience. Their style: friendly yet business-like, and soft with a surprisingly sharp edge.

Be an Original



VELVET LBA



COTTON END LBA | COTTON LB | COTTON HOCKER



TEMPO RND LS | TEMPO SQ HS | TEMPO SQ LS | TEMPO SQ MS
TEMPO REC LS | TEMPO SQ LS | TEMPO RND MS | TEMPO RND LS



ASTRO LSC



VARSO CORNER LBA | VARSO LB



Ⓢ MODULAR LB



Ⓢ MODULAR LB 1-SEATER



Ⓢ MODULAR LB 1-SEATER HOCKER



Ⓢ MODULAR LB 2-SEATER HOCKER



Ⓢ MODULAR LB 2-SEATER ARMREST LEFT



Ⓢ MODULAR LB 2-SEATER



NEW Ⓢ MODULAR MEDIUM B

Power socket



NEW Ⓢ MODULAR MEDIUM B | MODULAR LT



Ⓢ MODULAR XL 138 B 1-SEATER LEFT | AMELIE SQ 40 TB | MODULAR XL 138 B 1-SEATER RIGHT



Ⓢ MODULAR XL 170 B 2-SEATER LEFT | AMELIE 2 TB | MODULAR XL 170 B 2-SEATER RIGHT

TAILOR  MADE

UPHOLSTERY

BENCHES

A tailor made bench for every project. Depending on the wishes, a combination of material and dimensions is sought that guarantees good seating comfort and makes the bench a real addition to the interior. The possibilities are endless. We would therefore like to invite you to visit the showroom where our advisors are happy to think along with you about the perfect custom bench for your project.




Wooden leg

Black sockle

Brass look sockle

FRAME
OPTIONS



& MORE


Smooth upholstered



Horizontal stitching



Vertical stitching



Loose cassettes



Deep buttoned



Neck roll low & high




FOOTRESTS

Messing
Brass



RVS
Stainless steel



Zwart
Black



51980 B



52016 B



51990 B



51981-59198 B



51991 B



51984 B



51880 HB



51992 B



52017 B-1



52019 B



EPOQUE B

INNOVATI♡N

SMART & CREATIVE SOLUTIONS

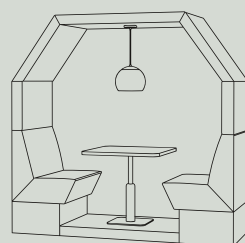


All solutions that provide excellent support for flexible furnishing of any space. Hospitality concepts are becoming increasingly multifunctional to meet the needs of guests, customers, employees or residents. In this way, spaces are created where you can meet, brainstorm, collaborate, focus and relax. Whether it is a cupboard system that is easy to move, an acoustic solution where you can withdraw or a tribune to organise a creative session, there is a solution for everything. Meet the smart & creative solutions.

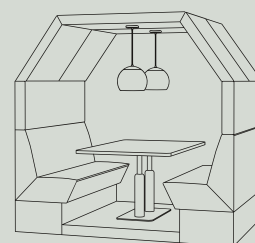


MEET & GREET IN THE CLUBHOUSE

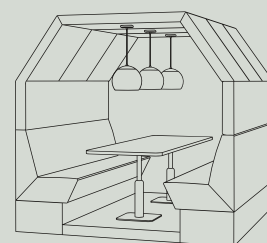
Seating



2P - 80 CM WIDE

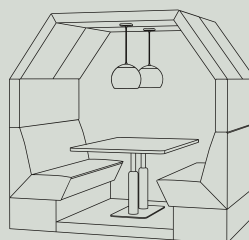


4P - 160 CM WIDE

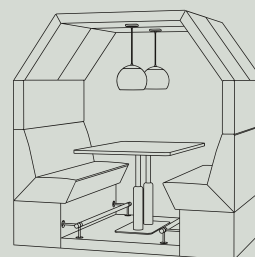


6P - 240 CM WIDE

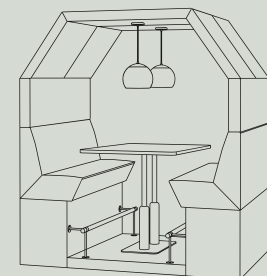
Seat height



B 46 CM

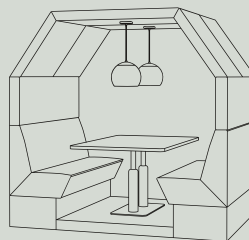


MB 60 CM

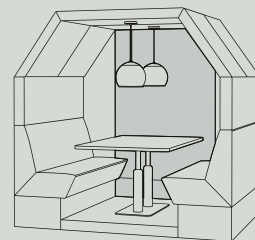


HB 80 CM

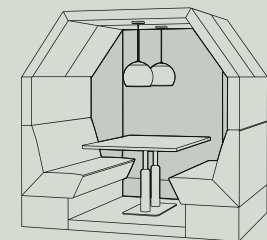
back panel



OPEN

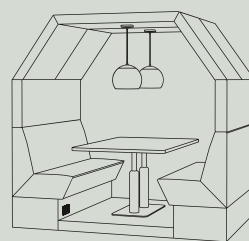


PARTIAL BACK PANEL

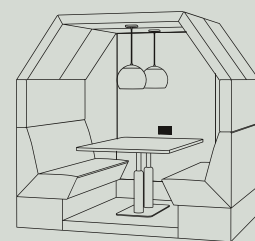


FULL BACK PANEL

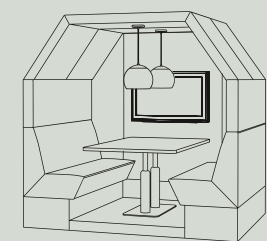
options



EXTRA WALLSOCKET IN SOCKLES



EXTRA WALLSOCKET IN BACK PANEL



PREPARED FOR SCREEN OR WHITEBOARD

Multifunctional is certainly what you could call this Clubhouse. This eye-catcher not only adds atmosphere to a space, but also offers accommodation for meetings in a pleasant setting. The model can be placed freely in a room, and its upholstery contributes to a high acoustic quality. Clubhouse is available in various dimensions and seat heights, and comes with a USB connection and power supply. The Clubhouse ceiling is designed so that lighting can also be installed. As an optional extra, one side can be partly or fully closed off. This makes it possible to hang up a screen and to add an extra USB or power supply to the wall.



CLUBHOUSE 4P

SPECIFICATIONS


- | Stage element of at least 10 cm in height between the plinths
- | Corner beading on the edge of the stage for protection
- | Linoleum floor on the stage matches the HPL (standard black)
- | Side of the stage in HPL, as is plinth
- | Lighting point per roof section (80cm)



ENDLESS VARIATIONS

The Tactile cupboard system is suitable for any room and is applicable to many hospitality concepts. The cupboard can be placed both against wall or free-standing in the space, in a fixed place or made mobile. The frame – consists of steel, sheet steel and mesh – can be produced in various RAL colours. Boxes with various HPL decors complete the cupboard.

TACTILE HIGH | 150 CM WIDE



TACTILE MULTIBOARD




TACTILE TRIBUNE STAIRS


TACTILE TRIBUNE



TACTILE TRIBUNE




TACTILE HIGH | 150 CM WIDE



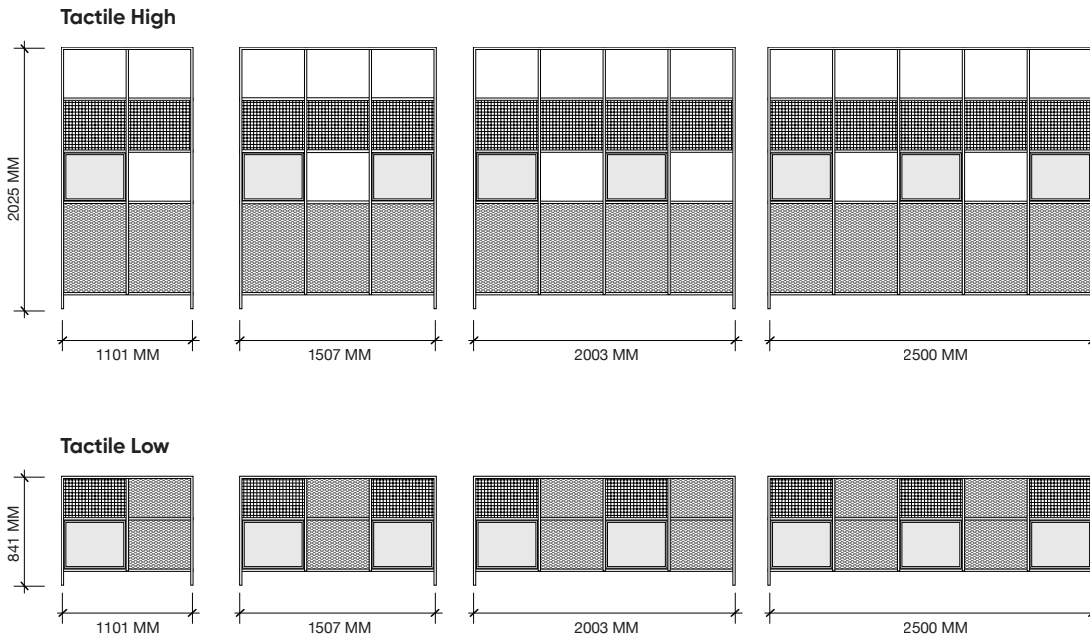
TACTILE LOW | 200 CM WIDE



TACTILE HIGH | 100 CM WIDE



TACTILE LOW | 250 CM WIDE



TACTILE SIZES

With the Tactile cupboard system, you can make endless combinations. The cupboards are available in four different widths from 50 cm to 250 cm wide in two different heights.



NEW  **CELSIUS AC**
(ONLY AVAILABLE IN THE NETHERLANDS)



NEW  **CELSIUS AC**
(ONLY AVAILABLE IN THE NETHERLANDS)

HEAT YOUR SEAT NOT THE PLANET

TERRACE CHAIR WITH INTEGRATED HEATING SYSTEM

With the increased focus on the environment and rising energy prices Satelliet has joined forces with heating expert Sit & Heat. With the aim of developing a comfortable, future-proof and cost-efficient terrace chair especially for colder days. Celsius is the answer. No costly traditional terrace heating, but efficient and individual heating directly from the chair.

NEW  **CELSIUS AC**



STAY CONNECTED



Carefree charging and ultimate connectivity. Integrate wireless charging into a table or tabletop for increased productivity in the office and an optimal guest experience in the restaurant, bar or lobby.

WIRELESS CHARGING SYSTEM



Ⓢ DENTRO 4P T



Ⓢ DENTRO 8P T



NEW Ⓢ COCON LSC



NEW WORKOUT HT



NEW GESTU



NEW BLOOM WALL



NEW BLOOM PLANTER



NEW NOMAD TROLLEY



MEET AT THE OFFICE



The office is no longer 'simply' the workplace, but the place where we meet each other, brainstorm, collaborate, focus, develop, connect, and relax as well. This is also the case at Food&i, Facilicom's new corporate hospitality concept. The interior is sustainable, inviting, informal, flexible and a so-called 'third place'. It is the place, after the office and the home office, where

people also work. This place inspires cooperation, but there is also room to enjoy conviviality and good, sustainable food. The interior completely matches Facilicom's house style: chairs in vivid yellow and red, from the painted frame to the upholstery of recycled materials. The green furniture and lots of plants bring peace and balance to the overall look.



Scan the QR code for more photos and interior inspiration.





Scan the qr code to take a look behind the scenes.





TABLES

Because of the wide range of different tabletops and bases, the combination possibilities are endless and provide a perfect fit for every project. Or would you rather have a picnic table, side table, communal table or bespoke table? Discover the different possibilities.



AMELIE RND 45 TB



AMELIE RND 60 TB



AMELIE RND 45 HTB



AMELIE SQ 40 TB



AMELIE SQ 60 TB



AMELIE SQ 40 HTB



AMELIE SQ 60 HTB



AMELIE-2 TB



AMELIE-2 HTB



ILARIO TB



ILARIO-2 TB



Ⓢ NADINE RND 45 TB



Ⓢ NADINE RND 45 HTB



Ⓢ NADINE RND 45 TB



Ⓢ NADINE RND 60 TB



Ⓢ NADINE SQ 40 TB



Ⓢ NADINE SQ 45 HTB



Ⓢ NADINE-2 TB



STYLISH STEEL

Nadine is exclusively designed for Satelliet Originals and characterized by the 'serrated' column. The base is made of sheet steel and come in black as standard. On request, the frames can be coated in other RAL colours.

Ⓢ NADINE RND 45 TB



FLAT 9440 TB



FLAT 9470 TB



FLAT 9490 TB



FLAT 9462 TB



VIDA SQ TB



VIDA SQ HTB



VIDA RND TB



VIDA RND HTB



NANO RND TB



BELL TB



BELL TB



TRUMPET 4840 TB



BONITA TB



BONITA HTB



LIBERTY 4200 TB



LIBERTY 4220 TB



FLAT 9410 TB



FLAT 9430 TB



FLAT 9480 TB



FLAT 9414 HTB



VIDA WOOD SQ TB



VIDA WOOD SQ HTB



VIDA WOOD RND TB



VIDA WOOD RND HTB



203-22 TB



203-30 TB



LAJA 5420 TB



203-522 TB



LYON-3 TB



LYON-4 TB



LYON-3 HTB



DOMINIQUE-3 TB



DOMINIQUE-4 TB



DOMINIQUE-2 TB



MAMBO-3 TB



MAMBO-2 TB



MAMBO-4 TB



YPSILON 4790 TB



STABLETABLE SMALL TB



STABLETABLE HTB



SPEEDO-3 TB



SPEEDO-4 TB



PINTO TB



SPEEDO-3 TB



YPSILON 4790 TB



YPSILON 4794 HTB



STABLE TABLE

StableTable is the solution for the wobbly table. The softly curved legs stand firmly in place thanks to the unique technology inside. Nouveau automatically adjusts and manages inequalities of up to 2.5 cm.

STABLETABLE NOUVEAU TB



NEW SIM HTB



PILON HTB



PILON TB SMALL



PILON TB LARGE



PILON OVAL TB



NEW TOM HTB



FACTORY TB



FACTORY OVAL TB



STEEL MTB



STEEL TB



STEEL HTB



MISTRESS T



MISTRESS HT-H



ARLANDA TB



ARLANDA MTB



ARLANDA HTB



GALVANITAS S-17 TB



CONIC TB

LEGS

Designs by Tom Frencken often have a cartoonish looking twist. The clear shapes and rounded lines give the table a distinctive character. The solid wood table can be finished in various colours.



Ⓢ LEGS T



Ⓢ LEGS T



Ⓢ DENTRO 4P T



Ⓢ DENTRO 4P T



TOM FRENCKEN

Tom Frencken studied Interior Architecture and Furniture Design and makes timeless furniture of high quality that, as he himself says, should last for several generations. His designs often have an idiosyncratic appearance.

Be an Original



Ⓢ BARK HT



Ⓢ TREE T



NICOLE T | NICOLE B



SOLID MT



Ⓢ DENTRO 8P T

FORGE

The design of the Forge table focuses on both aesthetic and functional values. The robust table has a modern twist thanks to the black footrest, is expertly crafted and strives for high usability and durability.



FORGET



BREWER T



MIKADO TB



MIKADO HTB



DAVE KEUNE

Characteristic of Dave Keune's work is that the design itself is always the core. The execution or realization of his products are in his opinion an option, not a 'must'. His designs targets both aesthetic as functional values.



HOOVER LT



PICK UP LT



FREYA LT | FREYA RECT LT



SHELF LTB



CROSS LTB



BIRDCAGE SMALL LT | BIRDCAGE LARGE LT



KURA LARGE LT | KURA SMALL LT



BJORN SMALL LT | BJORN LARGE LT



MERA LARGE LT | MERA SMALL LT | MERA PLECTRUM LT



SVEN SMALL LT | SVEN LARGE LT



ARON LT



HANNAH LTB



SOREN LT



FLAG LT



COM LT



OMNIA T



OMNIA T



OMNIA TROLLEY



OMNIA T



BAS ALTA TB



BAS ALTO TB-HTB

Height adjustable



PROFESSIONAL 4560 TB

Suitable for large groups



ORION T



ULTRA HTB



ULTRA HTB STCK



ULTRA TROLLEY



LORD T



Rollable and wheelchair accessible



TABLE TOPS

Our extended collection of table tops consists of a great diversity in materials. Which material fits your concept best? Do you prefer warm wood, versatile glass, practical laminate or natural stone? Flick through a selection of our table tops or see them all online.


WIRELESS CHARGING SYSTEM

Carefree charging and ultimate connectivity. Integrate wireless charging into a table or tabletop for increased productivity in the office and an optimal guest experience in the restaurant, bar or lobby.

SOLID WOOD



Oak, edge brass



Oak, edge studs

- Beech
- Oak
- Ash
- Walnut
- Douglas
- Bamboo


GLASS & TILES



NEW Tile inlay



Glass, edge brass



Glass, edge wood









Scan the QR code for the complete fabrics and finishes collection.



LAMINATES

STONE

SUSTAINABLE



READY TO PLAY?

Hospitality plays an important role for relaxing and getting back to work with lots of energy. The places where you come to exercise and enjoy your leisure time therefore increasingly provide attractive and hospitable environments. Such is the case at HAL22, a place where sports, entertainment and hospitality are perfectly combined. A warm atmosphere with stimulating elements has been created, such as a golden bar and a huge moss wall. This is the place where sport, fun and experience combine perfectly.



Scan the QR code for more photos and interior inspiration.





LEISURE



From chairs, benches, tables, cushions and other necessities. Everything you need for designing your terrace you can find in our terrace collection. Let your terrace shine with a wide variety of seating and welcome your guests at any time of day.

TERRACE



Scan the QR code to request our terrace magazine.







still usable materials

SUSTAINABLE TERRACE

Newcomer Nuta is a lightweight polypropylene terrace chair. Practical to use and stackable up to 6 pieces. Nuta is available in various colours. Mix and match with colour for a cheerful and inviting terrace.

NEW   NUTA AC



NEW  NUTA SC



NEW  NUTA AC



NEW  NUTA HS



NEW   NUTA HS



NEW  NUTA AC



Ⓢ NOTO SC



Ⓢ NOTO TEAK SC



Ⓢ NOTO SC



NEW Ⓢ NUTA AC



LUXEMBOURG AC



LUXEMBOURG SC



LUXEMBOURG AC



LUXEMBOURG LAC



LUXEMBOURG HS



TREND

Fine textures, tactile textures with a reference to the nature. Biophilic design forms the basis for delicate but extremely strong materials and furniture. Calypso and Terra are airy but tough, cheerful and light. The powder-coated aluminium frame and latticework give this 'goddess of the sea' a summery and natural look. Light of weight and resistant to the weather.





Terra LBA

TACTILE TEXTURE



Calypso Low LAC



Calypso High LSC



GIROLA SC



GIROLA SC



GIROLA AC



GIROLA AC



GIROLA AC



GIROLA TEAK AC



GIROLA LAC



NEW GIROLA HS



Ⓢ 25.25 AC



NEW YORK AC



Ⓢ 25.25 AC



NEW  **CELSIUS AC**
(ONLY AVAILABLE IN THE NETHERLANDS)



NEW  **CELSIUS AC**
(ONLY AVAILABLE IN THE NETHERLANDS)

25.25

The designer duo made a stackable patio chair that has grown into a complete furniture collection: the 25.25 series. Named after the dimensions of the materials used: tubular aluminium profiles of 25 x 25 mm.



HOFMEIJER & DEKKER

Jonathan Hofmeijer and Babke Dekker started a studio together in 2011, after graduating from the Design Academy in Eindhoven. Their motto is: 'a design only comes to life when it is used', whether it is products or complete interiors.





CANNES SC



CANNES SC



CANNES AC



CANNES AC



NEW TWINE AC



CANNES HS



NEW TWINE AC





NEW ROMAN ROPE AC



SOLA AC

ROMAN AC



LUGANO LS



LUGANO HS



LIGHT AND PLAYFUL

The Roman Rope is a new addition where the batyline back and seat are replaced by woven textile rope. The lightweight aluminium chair is extremely comfortable where the colour combination and material create a playful look.

NEW ROMAN ROPE AC



FOR A FUN TWIST

Rattan is in full swing and is here to stay. Style your terrace with the Twist lounge chair. Twist is durable, weather-resistant and easy to combine. It gives your terrace a warm look.

TWIST LSC



TWIST LSC



PODA LS | PODA HS



TWINE SC



TWINE AC



BITES AC



TWINE AC STCK



550 SC



550 HS



550 AC



TWINE LS



TWINE HS



DUETTO SC | DUETTO T



VENICE AC



HITCHCOCK AC



Ⓢ TACO SC



Ⓢ TACO AC



Ⓢ TACO HS



Ⓢ TACO AC



HELENA AC



HELENA AC



HELENA LAC



HELENA ROCKING LAC



MICHELLE SC



MICHELLE AC



MICHELLE HS



FIGARO SC



JONAS AC



PRAAG SC



PRAAG AC



PANDA AC



PANDA RELAX AC



UNO AC



JONAS AC



Retro with a wink, and romantic without being overly decorative. Give way to an airy, feminine retro style full of round shapes, soft fabrics and floral designs. A touch fussy, yet cool. Round and retro, but also soft, cuddly and playful. That is Chantilly, a chair made of curved steel, a classic design and a soft touch with the padded cushion with fringes.





Chantilly SC

ROMANTIC RETRO



Chantilly AC

MONTANA

Montana is pure, nonchalant and loose. Van den Berg's signature, the metal framework with a baggy loose cover, make for an extremely comfortable casual looking chair. The Montana is stackable and suitable for outdoor use. The cushions are available in different fabrics.



Ⓢ MONTANA AC



MACY AC



MACY HS



TOSCANA AC



AUSTIN AC



TOSCANA HS



GERARD VAN DEN BERG

According to Van den Berg, the art of design is to keep thinking very purely. He tries to maintain the simple, pure form from the first sketch to the final production.

Be an Original



NEW (S) CHANTILLY SC



NEW (S) CHANTILLY SC



NEW (S) CHANTILLY AC



NEW SAMI AC



(S) NOOR



NEW OCALA AC



NEW OCALA HS



TATAMI 306 AC





CHEERFULL AND LIGHT

Fine structures, tactile textures with a reference to nature. Biophilic design is the basis for gossamer yet rock-solid materials and furniture. Calypso is airy but sturdy, cheerful and light. The powder-coated aluminium frame and latticework give this 'goddess of the sea' a summery and natural look. Lightweight and weather-resistant.

NEW (S) CALYPSO HIGH LSC



NEW (S) CALYPSO LOW LAC



NEW (S) CALYPSO HIGH LSC



(S) TERRA 2-SEATER LBA | SVEN LARGE LT | SVEN SMALL LT



BARCA CORNER LB | BARCA LB



Ⓢ TERRA LBA



Ⓢ TERRA QUARTER B



Ⓢ TERRA QUARTER B



Ⓢ TERRA B



Ⓢ TERRA 2-SEATER B



Ⓢ TERRA END B | TERRA B



FUERA 140 B



LOEFF ECO OUTDOOR B



LOEFF IROKO OUTDOOR B



LOEFF IROKO OUTDOOR HB



LOEFF IROKO OUTDOOR B



AREA CORNER B | AREA B



AREA B | AREA T



AREA HB | AREA HT



SIGMA B



SIGMA HB



NEW SIGMA B | SIGMA CORNER B



 CLOUD RND T



 CLOUD T

Furniture **Resysta**[®]
THE BETTER WOOD

Resysta is an innovative and sustainable material made from biological waste. It consists mainly of rice husk, but also of rock salt and mineral oils. It has the look and feel of wood with the advantages of plastic.



60%
rice husks

22%
rock salt

18%
mineral oil



 LIFE CORNER LB | LIFE LB



 LIFE CORNER LB | LIFE LB



 LIFE DINER B



  FIRENZE RESYSTA AC



  FIRENZE RESYSTA AC



  FIRENZE RESYSTA SC



  IVELLA 140 T



  IVELLA 260 T



  IVELLA 80 T



  IVELLA 200 HT



  IVELLA 80 HT



Ⓢ FUERA 80 T



Ⓢ FUERA 200 HT | FUERA 80 HT | FUERA 260 T



Industrial edge



Ⓢ FUERA 140 T | FUERA 120 B



NEW YORK T



NEW YORK HT



STEEL T



STEEL HT



Ⓢ DENTRO 8P T



NEW SALAMANCA RND T



SALAMANCA T



Ⓢ MIKADO TB



Ⓢ MIKADO HTB



VERSO 3 TB



VERSO 4 TB



VERSO 2 TB



VERSO 4 HTB



VERSO 5 TB



PINTO TB



PINTO TB



PINTO HTB



MAMBO-3 TB



MAMBO-4 TB



MAMBO-2 TB



MAMBO-3 HTB



MAMBO-5 TB



YPSILON 4790 TB



YPSILON 4794 HTB



FLAT SQ OUTDOOR TB



SPEEDO-3 TB



SPEEDO-3 TB



SPEEDO-3 HTB



SPEEDO-4 TB



DOMINIQUE-3 TB



DOMINIQUE-4 TB



DOMINIQUE-2 TB



SPEEDO-4 HTB



LYON-3 TB



LYON-4 TB



LYON-3 HTB



NEW PILON TB SMALL OUTDOOR



RIOJA-3 TB



RIOJA-4 TB



NEW PILON TB LARGE OUTDOOR

NO MORE WOBBLY TABLES ON THE TERRACE



STABLETABLE TB

StableTable is the solution for the wobbly table. It is a patented system that gives you a stable table immediately, on any surface.

The simple system works on 2 of the 4 legs and can compensate for inequalities of up to 2.5 cm. With the StableTable, beer coasters under table legs are a thing of the past. In this version, StableTable is suitable for table tops with a maximum size of 80 x 80 cm / a diameter of 90 cm.



Easily foldable



Convenient bag hook



Integrated handle



STABLETABLE TB



STABLETABLE LARGE TB



STABLETABLE TB



STABLETABLE NOUVEAU TB



STABLETABLE NOUVEAU TB

Nestable
tables



STABLETABLE HTB



CROSS LTB



PICK UP LTB



LUXEMBOURG T



FLAG LT | COM LT



SVEN SMALL LT | SVEN LARGE LT



BOTANIA RA



NEW BLOOM PLANTER



NEW NOMAD TROLLEY



CARRIER



NEW BLOOM WALL



TERRACE DIVIDER



SOLEIL SQ



TERRACE CHAIN SET



SUN SB



RIO PILLOW CASE







SERVICE TROLLEY



TERRACE TABLE TOPS

Our extended collection of table tops consists of a great diversity in materials. Which material fits your concept best? Do you prefer sustainable Resysta, industrial aluminium, werzalit or natuurlijk teak?



Scan the QR code for the complete collection.



BEERS AT THE BREWERY

About 130 years ago, the iconic grain silo was used to store barley, wheat and other grains. Now you can also enjoy delicious tasting, home-brewed beer in a relaxed atmosphere with beautiful views over the Wintschoterdiep. The black wicker chairs with ochre yellow cushions fully match Graansilo's house style.



Scan the QR code for more photos and interior inspiration.





TERRACE







TERRACE

WONDERFUL WINTER

This rural pavilion with a modern look is located on the edge of the Lutterzand nature reserve. The terrace is an excellent place to relax 365 days a year. The style of the terrace perfectly matches the atmosphere of the interior. The comfortable lounge benches with cushions, blankets and decorations create an inviting terrace.



Scan the QR code for more photos and interior inspiration.



INDEX



















LOOK & FEEL COLLECTION

For fabrics and finishes see the look & feel collection at the back of this book.

ABBREVIATIONS

AC	Armchair	MS	Midd high stool
B	Bench	MT	Middle high table
BA	Bench with armsupport	MTB	Middle high table base
HB	High bench	REC	Rectangle
HIGH	High back	RND	Round
HS	High stool	SB	Sun bed
HS-WB	High stool without back	SC	Side chair
HT	High table	SQ	Square
HTB	High table base	STCK	Stackable - This product is available in a stackable and non-stackable version
LAC	Lounge armchair	T	Table
LB	Lounge bench	TB	Table base
LBA	Lounge bench with armsupport	WB	Without back
LOW	Low back	XL	Thicker seat
LSC	Lounge side chair		
LT	Low table		
LTB	Low table base		

ICONS

	New collection
	Satelliet Originals
	Sustainable products
	Tailor made
	Materials
	Height
	Depth
	Width
	Seat height
	Stackable
	Outdoor
	Width table base
	Height table base
	Width table top
	Depth table
	Height table
	Variable width table

SIZE DOES MATTER

SEATING

	PAGE	H	H	A	H	⚡	*	Ⓢ
16/C HS	99	108	52	43	74			
16/C SC	60	87	53	43	46			
25.25 AC	161	80	60	58	45	•	•	•
25.25 LAC	106	63	81	63	41			•
350 SC	58	79	51	44	46			
351 HS	58, 99	114	41	41	79			
505-80 HS	99	80	47	47	80			
51880 HB	123	130	65		80			
51980 B	123	95	65		46			
51981 - 59198 B	123	95	65		46			
51984 B	123	95	65		46			
51990 B	123	120	70		47			
51991 B	123	120	70		46			
51992 B	123	120	70		46			
52016 B	123	95	70		47			
52017 B-1	123	92	75		47			
52017 B-3	123	92	75		47			
52019 B	123	95	72		46			
550 AC	62, 165	86	51	54	47		•	•
550 HS	62, 86, 165	119	51	46	80		•	•
550 SC	62, 165	86	51	46	47		•	•
6023 AC	61	76	49	54	46			
766 SC	61	79	47	45	46			
9208 HS	99	80	49	49	80			
AAC AC	79	79	52	59	46			
AAS 38 HS	92	85	48	50	74			
ALLEGRO AC	81	84	51	59	45	•		
ALLEGRO SC	81	84	51	57	45	•		
ANCONA HS	73, 101	105	52	53	77			
ANCONA LSC	73	73	77	76	38			
ANCONA SC	73	81	56	56	50			
ANZIO AC	79	80	53	59	45			
ANZIO WOOD AC	79	80	53	59	45			
AREA B	175	91	46	140	45		•	
AREA CORNER B	175	91	46	78	45		•	
AREA HB	175	125	66	140	80		•	
ARGAN AC	73	70	53	53	46			
ARGAN LAC	73, 110	66	72	80	43			
ARIK AC	58	81	48	57	47	•		
ARIK HS	58, 99	105	48	49	78	•		
ARIK MS	58	85	48	49	58	•		
ARIK SC	58	81	46	52	46	•		
ARVEL PLYWOOD SC	40	79	56	47	46			
ARVEL SC	40	79	56	47	46			
ASTRO LSC	119	95	80	77	40			
ATHOS LAC	107	73	68	67	42			
ATHOS LBA	107	73	68	140	42			
ATLAS AC	42, 81	85	61	54	47			
AUSTIN AC	170	85	74	56	48	•	•	
AVOLA ECO SC	78	79	47	44	46			
BALMORAL LBA	116	79	95		41			
BARCA CORNER LB	173	77	76	76	45	•	•	
BARCA LB	173	77	76	76	45	•	•	
BARCELONA B	113	85	69		49			
BARI SC	78	79	53	45	44			
BISCUIT HS	44, 88	93	46	39	80			•
BISCUIT HS-WB	88	80	46	39	80			•
BISCUIT LS	44, 88	58	43	43	46			•
BISCUIT LSC	44	58	43	43	46			•
BISCUIT MS	88	73	45	43	60			•
BISCUIT SC	44	80	57	52	46			•
BISHOP AC	67	78	61	57	48			
BISHOP HS	67, 96	113	61	57	81			
BISHOP METAL 03 HS	67, 96	113	61	57	81			
BITES AC	62, 164	77	61	65	45		•	

	PAGE	H	H	A	H	⚡	*	Ⓢ
BLISS 01 - 100 SC	75	81	56	55	49			
BLISS 01 - 106 SC	80	81	56	55	49			
BLISS 02 - 100 AC	75	84	59	59	46			
BLISS 04 - 100 AC	75	84	59	59	46			
BLISS 04 - 103 AC	80	84	59	59	51			
BLISS 04 - 107 AC	75	84	59	59	46			
BLISS 05 - 100 HIGH LAC	75	100	70	69	42			
BLISS 05 - 100 LOW LAC	75	79	70	69	42			
BLISS 09 - 100 B	75	80	61	127	48			
BOWIE AC	58	78	53	61	48			
BOWIE SC	58	79	52	54	47			
BRAGA M954 AC	66	75	54	61	46			
BRAGA M954 SC	66	75	53	54	46			
BRIGHTON HS	41, 91	105	51	43	80			
BRIGHTON SC	41	87	67	44	46			
BUBBLE AC	77	78	60	59	46			
BUMPER B	112	83	68	120	47			
BUMPER CORNER B	112	83	68	68	47			
BUMPER MB	112	96	68	120	60			
CALYPSO HIGH LSC	172	150	88	89	45		•	•
CALYPSO LOW LAC	172	71	63	64	45		•	•
CAMELIA M986 UU AC	66	78	54	62	48			
CAMELIA M986 UU SC	66	76	49	49	44			
CAMELIA M986 UW SC	66	76	49	49	44			
CANNES AC	162	86	59	56	46	•	•	
CANNES HS	86, 162	80	38	38	80		•	
CANNES SC	162	89	53	47	45	•	•	
CANTINE HS	49, 92	116	53	52	80			
CANTINE MS	49	96	61	59	60			
CANTINE SC	49	84	54	46	46			
CANU HS	53, 99	80	40	40	80			•
CANU SC	53	78	50	50	46			•
CANU SOFT HS	53, 99	80	40	40	80			•
CANU SOFT SC	53	78	50	50	46			•
CARDIFF HS	99	80	36	36	80			
CARTER HS	97	100	53	46	78			
CASSIS M14 SC	67	88	57	47	47			
CASSIS M21 HS	67, 97	100	49	43	77			
CASSIS M280 AC	67	82	59	60	47			
CAVE 3 180 B	115	138	75	180	46			
CAVE 3 220 B	115	138	75	220	46			•
CAVE 4 220 B	115	138	75	220	46			
CAVE 4 LAC	115	140	80	92	50			•
CELESTE AC	62	79	55	54	47			•
CELESTE HS	62, 86	111	47	45	80			•
CELESTE SC	62	79	55	45	47			•
CELSIUS AC	130, 158, 161	81	57	55	46	•	•	
CHANTILLY AC	171	76	57	53	46	•	•	•
CHANTILLY SC	171	76	57	43	46	•	•	•
CHLOE M932 WUU CR SC	66	84	56	49	46			
CHLOE M934 WUU CR HS	66, 101	110	57	47	78			
CHLOE M935 WUU CR LSC	66, 108	75	63	62	43			
CINQUANTA LOW AC	58	80	58	63	46			
CIRCL 04 HS	76, 100	113	68	63	80			•
CIRCL AC	76	79	59	63	47			•
CIRCL HS	76, 100	113	68	63	80			•
CLEO M932 UU SC	66	84	56	49	48			
CLEO M934 WUU HS	66	110	57	47	78			
CLEO M935 UU ST LSC	108	75	63	62	43			
CLEO M935 WUU LSC	66	75	63	62	43			
CLEVELAND LAC	107	75	73	75	40			
CLUBHOUSE 2P B	126	222	228	80	45			
CLUBHOUSE 2P HB	126	257	228	80	80			
CLUBHOUSE 2P MB	126	237	228	80	60			
CLUBHOUSE 4P B	126	222	228	160	45			

	PAGE	h	H	A	h	☞	*	Ⓢ
CLUBHOUSE 4P HB	126	257	228	160	80			
CLUBHOUSE 4P MB	126	237	228	160	60			
CLUBHOUSE 6P B	126	222	228	240	45			
CLUBHOUSE 6P HB	126	257	228	240	80			
CLUBHOUSE 6P MB	126	237	228	240	60			
COCKTAIL HS	55, 101	94	46	52	79			
COCKTAIL SC	55	84	51	45	47			
COCON LSC	115, 131	133	73	96	43			•
CODE AC	47	80,5	53	55	46,5	•	•	•
COTTON END LBA	119	93	104	128	45			
COTTON HOCKER	119	45	104	104	45			
COTTON LB	119	75	104		45			
COZITO HS	42, 91	112	51	51	80			•
COZITO SC	42	81	51	51	45			•
CURRENT AC	46	78	58	57	49			•
CURRENT LAC	47	92	78	61	43			•
CURRENT SC	46	78	58	53	49			•
DA VINCI 01 - 100 SC	74	78	54	48	46			
DA VINCI 01 - 103 SC	80	78	54	48	46			
DA VINCI 01 - 121 SC	74	78	54	48	46			
DA VINCI 02 - 100 AC	74	77	73	58	46			
DA VINCI 04 - 100 AC	74	86	73	58	46			
DA VINCI 04 - 102 AC	74	86	73	58	46			
DA VINCI 04 - 106 AC	80	77	73	58	46			
DA VINCI 05 - 100 LOW LAC	74, 109	80	83	60	41			
DA VINCI 07 - 101 HS	74, 91	110	53	46	78			
DA VINCI 07 - 108 HS	74, 91	110	53	46	78			
DAHLIA HS	41, 92	111	57	49	80			
DAHLIA MS	92	91	57	49	60			
DAHLIA SC	41	78	57	49	46			
DANAS LAC	108	85	90	72	45			
DARFORD AC	69	79	61	55	48			
DARFORD HS	69, 96	96	55	49	81			
DARFORD LAC	69, 111	76	72	67	42			
DARFORD LBA	69	76	72	130	42			
DARFORD LOW BACK METAL 02 HS	97	96	55	49	80			
DARFORD METAL 01 HS	69, 96	96	55	49	80			
DARFORD METAL 02 HS	97	96	55	49	80			
DARFORD METAL AC	44	79	61	55	48			
DARFORD OPEN AC	69	79	61	55	48			
DARFORD OPEN WHEELS AC	80	79	61	55	44,5			
DARFORD VENEER AC	69	79	61	53	48			
DARFORD WHEELS AC	80	79	61	55	48			
DAUPHINE LBA	116	80	90	217-500	46			•
DAVENPORT AC	69	81	59	55	48			
DAVOS SC	59	82	50	45	47			
DERBY HS	87	80	35	35	80			
DESK SC	48	82	49	45	46	•		
DIXIE AC	58	78	53	54	48			
DUETTO SC	165	85	35	40	47			•
DUNBAR AC	69	86	61	56	48			
EAMES PLASTIC CHAIR DSW SC	79	83	55	46,5	43			
EAR AC	115	162	150	123	46			•
EDO HS	40	110	55	40	80			
EDO SC	40	84	64	45	46			
ELIA HS	44, 91, 97	108	56	46	81			
ELIA SC	44	80	53	43	46			
EPOQUE B	123	120	85		46			
EVE AC	77	80	58	64	46			
EVERETT AC	81	88	57	56	50			
FALKOR END B	114	90	70	90	46			
FALKOR END LB	114	90	77	80	41			
FALKOR LB	114	90	77	90	41			
FALLON AC	70, 111	80	60	64	47			•
FALLON HS	70, 100	110	60	64	80			•
FALLON LAC	70, 110	76	72	76	43			•
FALLON MS	100	60	60	64	60			•
FEATHERTON LAC	108	96	80	72	38			
FERRIS AC	81	83	54	54	47	•		
FESTIVA ECO SC	78	82	52	57	45			
FESTIVA ECO SLED AC	78	80	55	59	46	•		
FESTIVA ECO STCK AC	78	80	55	59	46	•		
FIGARO SC	62, 167	78	56	47	46	•	•	
FILO SC	41	85	63	57	49			•
FINN AC	53	77	49	55	45			
FINN HS	53	101	49	45	78			

	PAGE	h	H	A	h	☞	*	Ⓢ
FINN SC	53	77	47	44	45			
FIOLI AC	45	79	63	62	46			•
FIOLI HS	45, 91	115	63	62	80			•
FIOLI LAC	45, 106	76	64	66	43			•
FIOLI WHEELS AC	45, 80	79	63	62	46			•
FIRENZE RESYSTA AC	177	80	58	56	46	•	•	
FIRENZE RESYSTA SC	177	80	58	46	46	•	•	
FLASH AC	54	82	52	53	48			•
FLASH HS	54, 98	105	55	43	81			•
FLASH MS	98	84	55	43	60			•
FLASH PADDING AC	54	84	53	53	48			•
FLASH PADDING HS	54	105	55	43	81			•
FLASH PADDING MS	54	84	55	43	60			•
FLASH PADDING SC	54	84	53	44	48			•
FLASH SC	54	82	52	44	48			•
FLASHY HS	54, 98	80	39	39	80			•
FLASHY MS	98	60	39	39	60			•
FREDRIC AC	41	81	66	58	47			•
FREDRIC SC	41	81	66	45	47			•
FREYA HS	89	80	34	43	80			•
FREYA LS	89	46	34	43	46			•
FUERA 120 B	178	45	35	120	45		•	•
FUERA 140 B	174	80	58	140	45		•	•
GALVANITAS S-17 AC	48	82	62	56	44	•		•
GALVANITAS S-17 HS	48, 89	115	62	54	78	•		•
GALVANITAS S-17 SC	48	80	50	54	46	•		•
GALVANITAS S-17 SC STCK	48	80	50	54	46	•		•
GELATO AC	76	83	61	59	47			•
GELATO HS	76, 97	116	61	59	80			•
GELATO MS	76, 97	96	61	59	60			•
GELATO SC	76	83	59	50	47			•
GERLIN AC	38	80	50	57	46			•
GERLIN B	39, 112	93	53	140	46			•
GERLIN HB	39, 112	113	53	140	80			•
GERLIN HS	38, 89	112	53	47	80			•
GERLIN HS-WB	89	82	53	48	82			•
GERLIN LAC	38	74	65	68	41			•
GERLIN MESH AC	39	81	51	57	46			•
GERLIN MESH HS	39, 89	112	53	47	80			•
GERLIN MESH SC	39	81	51	43	46			•
GERLIN MS-WB	89	60	53	47	60			•
GERLIN PLYWOOD AC	39	80	51	57	45			•
GERLIN PLYWOOD HS	39, 89	80	53	47	80			•
GERLIN PLYWOOD SC	39	80	51	43	45			•
GERLIN SC	38	80	50	43	46			•
GIROLA AC	160	80	60	59	44	•	•	•
GIROLA HS	89, 158	106	56	52	80	•	•	•
GIROLA LAC	160	75	71	65	40	•	•	•
GIROLA SC	160	80	60	59	44	•	•	•
GIROLA TEAK AC	160	80	60	59	44	•	•	•
GRANT AC	77	79	55	61	48			
HACK HS	88	82 / 79	39	39	82 / 79			•
HACK LS	88	48 / 45	39	39	48 / 45			•
HACK MS	88	62 / 59	39	39	62 / 59			•
HAGAS HS	53, 93	107	51	44	80			•
HAGAS MS	53	87	51	44	60			•
HAGAS SC	53	75	55	46	46			•
HANNAH HS	87	80	41	41	80			•
HELENA AC	166	87	66	61	42	•	•	
HELENA LAC	166	80	74	61	40			•
HELENA ROCKING LAC	166	81	98	60	46	•	•	
HITCHCOCK AC	165	83	53	57	48			
JACKSON LAC	107	82	74	87	43			
JEFFERSON AC	77	75	57	60	45			
JEFFERSON SPIN AC	81	77	53	60	47			
JILL HS	99	104	43	41	75			
JODY HS	89	106	51	40	81			
JODY SC	40	81	64	42	47	•		
JONAS AC	62, 167	78	62	59	50	•	•	
JORI AC	53	80	55	51	46			
JORI HS	99	104	53	49	75			
JORI SC	53	80	55	49	46			
JOSEPHINE LB	116	88	80	160-270	44			•
JUPITER 01-82 HS	91	108	51	53	82			
KELVIN HS	90	80	43	43	80			
KESY 01 - 100 SC	74	83	58	53	47			

SEATING

	PAGE	H	H	A	H	☒	*	Ⓢ
KESY 01 - 106 SC	80	83	58	53	47			
KESY 04 - 100 AC	74	83	61	63	47			
KESY 04 - 102 AC	74	83	61	63	47			
KESY 04 - 106 AC	80	83	61	63	47			
KESY 05 - 100 LOW LAC	109	82	68	70	42			
KESY 07 - 101 HS	74	100	59	55	73			
KESY 09 - 100 B	109	81	64	128	45			
KJELT AC	81	81	61	57	47	•		
LARS LAC	108	78	66	62	41			
LAVIO HS	76, 97	109	54	47	82			
LAVIO SC	76	83	55	47	46			
LIFE CORNER LB	176	76	87	87	37		•	
LIFE DINER B	176	90	62	130	45		•	
LIFE LB	176	76	87	140	37		•	
LILY LSC	107	69	62	62	44			
LILY WOOD LSC	107	69	62	62	44			
LIM AC	42	81	59	58	48			•
LINATE AC	44	77	59	60	57			•
LINCOLN AC	77	80	56	61	48			
LINDGREN LAC	108	84	76	67	45			
LINZ AC	61	81	53	51	46			
LINZ CANE AC	61	81	53	51	46			
LINZ CANE SC	61	81	53	45	46			
LINZ HS	99	107	50	44	77			
LINZ SC	61	81	53	45	46			
LITA HS	96	80	40	40	80			
LIVERPOOL HS	89	80	47	47	80			
LIZ HS	90	95	46	50	80			
LOBBY LB	117	73	90	-	42			
LOEFF B	112	81	60		46			
LOEFF ECO OUTDOOR B	174	86	64		47		•	
LOEFF HB	112	116	66		80			
LOEFF IROKO OUTDOOR B	174	86	64		47		•	
LOEFF IROKO OUTDOOR HB	174	120	70		80		•	
LOOP HS	90	104	50	52	80			•
LOTTUS 4791 HS	91	98	50	45	78			
LOVENA AC	68	81	57	52	48			
LOVENA BA	111	81	57	130	46			
LOVENA HS	69, 96	115	58	49	81			
LOVENA LAC	69, 111	75	72	67	42			
LOVENA LBA	69, 111	76	72	130	42			
LOVENA LOW BACK HS	69, 96	98	58	51	80			
LOVENA LOW BACK METAL 01 HS	69, 96	98	58	51	81			
LOVENA LOW BACK METAL 02 HS	44, 97	98	58	51	80			
LOVENA METAL SC	44	80	57	50	49			
LOVENA OPEN PLYWOOD SC	68	81	57	55	49			
LOVENA OPEN SC	68	81	57	52	48			
LOVENA OPEN WHEELS AC	80	81	57	55	46			
LOVENA PLYWOOD SC	68	81	57	55	49			
LOVENA SC	68	81	57	55	48			
LOVENA VENEER AC	68	81	57	55	46			
LOVENA VENEER SC	68	81	48	55	46			
LOVENA WHEELS SC	80	81	57	52	46			
LUGANO HS	87, 163	80	35	35	80		•	•
LUGANO LS	87, 163	46	35	35	46		•	•
LUMEN HS	90	80	36,5	36,5	80			•
LUMEN MS	90	60	36,5	36,5	60			•
LUX 04 HS	70	104	64	62	80			
LUX AC	71	76	65	66	50			•
LUX HS	71, 101	104	64	62	80			•
LUX LAC	71, 110	71	70	73	45			•
LUX METAL AC	71	73	64	65	48			•
LUX METAL SC	71	74	64	65	48			•
LUX SC	71	76	66	62	50			•
LUX SMALL SC	71	76	57	56	50			•
LUXEMBOURG AC	157	88	57	65	49		•	•
LUXEMBOURG HS	157	103	55	45	80		•	•
LUXEMBOURGH LAC	157	72	87	69	41		•	•
LUXEMBOURGH SC	157	88	57	52	49		•	•
LUZERN AC	60	85	55	60	51			
LUZERN CANE AC	60	85	55	60	51			
MACY AC	170	78	58	60	48		•	•
MACY HS	170	112	67	59	82			•
MADELEINE BA	117	81	70		48			
MADISON HS	97	99	56	50	78			
MADRID BA	117	84	69		49			

	PAGE	H	H	A	H	☒	*	Ⓢ
MADRID LBA	117	78	80		42			
MAGDA 00 - 100 SC	75	83	60	57	47			
MAGDA 04 - 100 AC	75	84	63	63	47			
MAGDA 04 - 103 AC	80	84	63	63	47			
MAGDA 04 - 106 AC	80	84	63	63	47			
MAGDA 04 - 110 AC	75	84	63	63	47			
MAGDA 05 - 100 HIGH LAC	109	97	74	70	41			
MAGDA 05 - 100 LOW LAC	75, 109	77	69	70	41			
MAISON HS	90	80	36	36	80			•
MANADO HS	61, 86	111	55	49	80			•
MANADO SC	60	78	54	49	46			•
MANU 04 - 100 AC	75	76	58	66	46			
MANU 04 - 103 AC	80	76	58	66	51,5			
MANU 04 - 106 AC	80	76	58	66	46			
MANU 04 - 107 AC	75	76	58	66	46			
MANU 07 - 101 HS	75, 91	105	58	66	75			
MANU 07 - 108 HS	75	105	58	66	75			
MARGOT 04 - 100 AC	74	76	58	66	46			
MARKA 569 AC	80	85	58	62	46			
MASTERS HS	92	109	50	50	75			
METRO SC	40	80	51	44	46,5		•	
METZ SC	79	80	49	40	46			
MICHELLE AC	167	80	57	44	47		•	•
MICHELLE HS	86, 167	111	54	42	80			•
MICHELLE INDOOR AC	63	80	57	59	49			
MICHELLE INDOOR HS	63, 86	111	54	42	82			
MICHELLE SC	63, 167	80	57	59	47		•	•
MIDTOWN B	114	90	74		47			
MINO HS	44, 97	110	59	53	85			•
MINO MS	44	90	59	53	65			•
MINO SC	44	78	57	53	46			•
MISTRAL AC	42	84	60	58	47			•
MODENA AC	72	86	62	56	50			
MODENA HS	72, 101	109	56	54	80			
MODENA LAC	109	80	76	70	44			
MODENA SC	72	86	66	56	50			
MODULAR LB 1-SEATER	120	73	75	75	41			•
MODULAR LB 1-SEATER HOCKER	120	41	75	75	41			•
MODULAR LB 2-SEATER	120	73	75	125	41			•
MODULAR LB 2-SEATER ARMREST LEFT	120	75	75	150	41			•
MODULAR LB 2-SEATER HOCKER	120	41	75	125	41			•
MODULAR MEDIUM B	120	79	80	130	46			•
MODULAR XL 138 B 1-SEATER LEFT	120	138	110	100	46			•
MODULAR XL 138 B 1-SEATER RIGHT	120	138	110	100	46			•
MODULAR XL 170 B 2-SEATER LEFT	120	170	110	140	46			•
MODULAR XL 170 B 2-SEATER RIGHT	120	170	110	140	46			•
MOMA B	117	80	64		45			
MONROE HS	77, 97	112	59	57	80			
MONTANA AC	77, 172	80	51	58	46		•	•
MONZA SC	81	84	52	48	47		•	
MORETTI HS	93	80	36	46	80			•
NASSAU HS	79, 92	93	56	46	76		•	•
NASSAU SC	79	82	49	44	47		•	
NEW YORK AC	161	84	57	57	45		•	•
NICOLE B	145	45	45	60-250				
NIRVANA 05-125 LOW LAC	106	84	90	93	42			
NIRVANA 124 HIGH LAC	106	114	95	90	41			
NOLIA B	113	85	70	140	47			
NOOR	49, 171	84	50	50	55		•	•
NORWE AC	43	79	55	55	46		•	•
NORWE HS	43, 89	95	50	50	80			•
NORWE SC	43	79	55	52	46		•	•
NOTO SC	157	77	46	42	46		•	•
NOTO TEAK SC	157	77	46	42	46		•	•
NOVALIS AC	55	80	57	58	49			
NUTA AC	79, 156	79	55	52	45		•	•
NUTA ECO HS	92	102	47	48	78		•	•
NUTA HS	79, 92, 156	102	47	48	78		•	•
NUTA SC	79, 156	79	55	52	45		•	•
OCALA AC	171	76	47	59	45		•	•
OCALA HS	92, 171	104	56	56	80			•
OLYN AC	45	81	51	68	46			•
OLYN HS	45, 93	111	50	43	80			•
OLYN HS-WB	45, 93	80	41	41	80			•
OLYN MS	93	60	41	41	60			•
OLYN SC	45	81	51	44	47			•

	PAGE	h	H	A	h	⚡	*	Ⓢ
OSO B	118	125	75	184-409	48			•
OSO LAC	118	75	80	100-220	40			•
PADOVA AC	72	77	67	60	47			
PADOVA HS	72, 101	103	57	53	79			
PADOVA SC	72	81	64	55	50			
PANDA AC	167	81	61	56	44	•	•	
PANDA RELAX AC	167	85	64	56	44	•	•	
PAPAS 01 SC	81	84	56	53	48	•		
PAPAS 05 LSC	74, 106	84	75	67	44			
PAPAS 05 XL LSC	74, 106	83	75	85	44			
PARMA AC	72	83	65	63	48			
PARMA HS	72, 101	109	57	52	80			
PARMA LAC	109	76	72	68	46			
PARMA SC	72	83	58	56	48			
PEBBLE HS	52, 98	107	56	46	80			•
PEBBLE SC	52	80	51	45	48			•
PODA HS	62, 86, 164	80	37	37	80			•
PODA LS	62, 86, 164	47	37	37	47			•
PORTLAND HS	87	80	37	37	80			•
PRAAG AC	167	79	66	56	46	•	•	
PRAAG SC	167	79	66	56	46	•	•	
PRESS AC	46	80	56	54	48			•
PRESS HS	46, 92	116	53	52	80			•
PRESS SC	46	84	67	44	43			•
PRESS SC STCK	46	84	67	44	46	•	•	
RADIO HS	41, 97	107	52	47	80			
RADIO LSC	41, 106	74	66	64	41			
RADIO SC	41	78	57	52	46			
REUNITED HS	70, 100	110	54	52	80			•
REUNITED SC	70, 100	77	54	52	46			•
REVOLVER HS	87	76	34	34	76			
RITZ HS	41, 91	112	63	47	80			
RITZ SC	41	76	54	47	49			
ROCCO LBA	116	78	95		43			•
RODAR HS	76, 97	107	55	53	80			
RODAR SC	76	78	60	54	48			
RODAR WHEELS SC	76, 81	70-83	60	53	40-53			
RODAR WOOD SC	76	78	60	54	48			
ROM AC	67	83	60	56	50			
ROM HS	67, 101	108	60	49	80			
ROM OPEN AC	67	83	60	56	50			
ROM OPEN SC	67	83	60	56	50			
ROM SC	67	83	60	56	50			
ROMAN AC	163	79	58	55	45	•	•	
ROMAN ROPE AC	163	79	58	55	45	•	•	
ROOSEVELT HS	77, 97	112	55	51	80			
ROOSEVELT SC	77	80	55	51	48			
RUSH AC	54	80	53	52	46			•
RUSH SC	54	80	53	43	46			•
SADDLE HS	99	82	48	43	80			
SALVO AC	72	77	67	61	46			
SALVO HS	72, 101	103	58	54	79			
SALVO LAC	72	76	73	71	45			
SALZBURG AC	60	84	60	60	45			
SAMI AC	171	78	53	56	46	•	•	
SAVOIR B	112	87,5	69	100-180	48			
SHIMA 110 LS	106	70	110	110	47			
SHIMA 38 LS	106	47	38	38	47			
SHIMA 65 LS	106	70	65	65	47			
SIGMA B	175	91	46	140	45			•
SIGMA CORNER B	175	91	46	78	45			•
SIGMA HB	175	125	66	140	80			•
SIGRID LAC	108	77	75	68	48			
SIGRID LSC	108	77	75	68	48			
SIX LAC	110	76	74	70	45			
SIX LBA	110	76	73	130	47			
SKALA AC	52	81	55	54	47			
SOHO CLUB 120 B	114	85	75	75	49			
SOHO CLUB CORNER B	114	85	75	75	49			
SOHO DINER 120 B	114	100	67	120	49			
SOHO DINER END 90 B	114	100	67	90	49			
SOHO LB	114	73	82	82	41			
SOLA AC	163	80	58	56	43	•	•	
SONAR B	113	86	62	per m	46			
SONAR HB	113	120	62	per m	46			
STEELWOOD HS	48, 89	110	52	41	80			•

	PAGE	h	H	A	h	⚡	*	Ⓢ
STEELWOOD SC	48	81	51	41	45			•
STUDENT AC	48	76	55	56	46	•		
STUDENT HS	48, 89	108	55	49	80	•		
STUDENT MS	89	88	55	49	60	•		
STUDENT SC	48	76	55	49	46	•		
TACO AC	63, 166	79	54	58	46			•
TACO HS	63, 86, 166	101	46	43	80			•
TACO SC	63, 166	81	54	46	46			•
TAFT AC	76	76	54	59	46			
TAFT SC	76	76	54	48	46			
TATAMI 306 AC	171	78	62	58	44	•	•	
TAYLOR LAC	107	81	77	75	44			
TEMPO REC LS	119	45	42	85	45			
TEMPO RND LS	119	45	39	39	45			
TEMPO RND MS	119	60	39	39	60			
TEMPO RND XL LS	119	45	66	66	45			
TEMPO SQ HS	119	42	80	80	42			
TEMPO SQ LS	119	45	42	42	45			
TEMPO SQ MS	119	60	42	42	60			
TEMPO SQ XL	119	45	80	80	45			
TERRA 2 B	173	83	72	140	46			•
TERRA B	173	83	72	140	48			•
TERRA END B	173	83	72	140	48			•
TERRA LBA	172, 173	77	72	140	40			•
TERRA QUARTER B	173	83	117	117	46			•
TONIC AC	43	80	50	54	46			•
TONIC HS	43, 93	111	50	48	80			•
TONIC SC	43	80	50	47	46			•
TOSCANA AC	170	82	61	57	46	•	•	
TOSCANA HS	170	114	67	58	80	•	•	
TRUMAN LAC	107	102	102	74	37			
TUBE AC	43	80	53	53	47			•
TUBE HS	43, 93	106	49	44	80			•
TUBE SC	43	80	53	50	47			•
TWINE AC	63, 162, 164	77	65	61	45	•	•	
TWINE HS	63, 86, 165	80	44	44	80			•
TWINE LS	63, 165	46	40	40	46			•
TWINE SC	63, 164	77	65	58	45	•	•	
TWIST LSC	62, 164	93	69	70	36			•
TYMO AC	61	84	66	57	45			
TYMO SC	61	84	51	49	45			
UMEA HS	52, 98	110	54	48	80			
UMEA SC	52	79	52	48	46 / 45			
UNI 550 SC	79	79	53	47	46	•	•	
UNI-KA 594 AC	79	81	55	59	48	•		
UNI-KA 597 AC	80	81	54	59	47			
UNO AC	167	87	57	54	45	•	•	
VALENCIA B	113	85	69		49			
VARSO CORNER LB	119	75	90	90	43			
VARSO LB	119	75	90	65	43			
VELVET LBA	119	83	91		47			
VENICE AC	165	84	49	57	46			
VIGO AC	59	78	55	58	48			
WALDORF 01 HS	70, 101	109	57	49	80			•
WALDORF 04 HS	70, 101	109	57	49	80			•
WALDORF 40 LS	70, 111	40	62	62	40			•
WALDORF 46 LS	70, 111	46	62	62	46			•
WALDORF AC	70	79	63	68	46			•
WALDORF HS	70, 101	109	57	49	80			•
WALDORF LAC	70, 110	78	69	74	42			•
WILSON LAC	107	82	70	67	40			
XAVIER HS	49, 87	75	44	44	75	•		
XAVIER LS	49, 87	45	40	40	45	•		
XAVIER SC	49	85	54	44	44	•		
YOSHI SC	59	80	53	45	47			
ZEST AC	76	80	55	54	49			
ZEST HS	76, 97	112	55	54	80			
ZEST SC	76	80	55	52	49			

TABLE BASES

	PAGE	I	I	I	☞	*	Ⓢ
203-22 TB	139	73		60-70			•
203-30 TB	139	72		70-80			•
203-522 TB	139	73		110-120			•
AMELIE 2 HTB	136	107	40x75	120			
AMELIE 2 TB	121, 136	73	40x75	120			
AMELIE RND 45 HTB	136	107	45	60-80			
AMELIE RND 45 TB	136	73	45	60-80			
AMELIE RND 60 TB	136	73	45	60-80			
AMELIE SQ 40 HTB	136	107	40	60-80			
AMELIE SQ 40 TB	121, 136	73	40	60-80			
AMELIE SQ 60 HTB	136	107	60	60-80			
AMELIE SQ 60 TB	136	73	60	60-80			
ARLANDA HTB	143	107	80-100	80-300			•
ARLANDA MTB	143	87	80-100	80-300			•
ARLANDA TB	143	73	70-100	80-250			•
BAS ALTA TB	149	68-110	68	70-90			
BAS ALTO SQ TB	149	68-110	58	70-80			
BELL TB	138	73	40	70			
BONITA HTB	138	107	40	60-70			
BONITA TB	138	71	40	60-70			
CONIC TB	143	74	100	250			
CROSS LTB	147, 183	39		60-70			•
DOMINIQUE-2 TB	140, 181	71		110-120			•
DOMINIQUE-3 TB	140, 181	71		60-70			•
DOMINIQUE-4 TB	140, 181	71		60-80			•
FACTORY OVAL TB	142	73	100 -	200-300			
FACTORY TB	142	70	120	-300			
FLAT 9410 TB	139	73	100	80			
FLAT 9414 HTB	139	107	45	90			
FLAT 9430 TB	139	73	60	120			
FLAT 9440 TB	138	73	60	80			
FLAT 9462 TB	138	73	40	120			
FLAT 9470 TB	138	73	75x40	110			
FLAT 9480 TB	139	73	60x40	140			
FLAT 9490 TB	138	73	82	100			
FLAT SQ OUTDOOR TB	180	73	60	70			•
FREYA LT	147	44	40	43			•
FREYA RECT LT	147	38	34	58			•
GALVANITAS S-17 TB	48, 143	74	34	120x80			•
				220x100			
HANNAH LT	147	43		55			
ILARIO 2 TB	136	73	55	120			
ILARIO TB	136	73	40x75	40			
KURA LARGE LT	147	44	40	60-80			
KURA SMALL LT	147	37	30	40-50			
LAJA 5420 TB	139	73	45	70-80			
LIBERTY 4200 TB	138	73		60-80			
LIBERTY 4220 TB	138	73	40	110-140			
LYON-3 HTB	140	107	76x46	60			•
LYON-3 TB	140	72		60-70			•
LYON-4 TB	140	72		70-80			•
MAMBO-2 TB	140, 180	72		110-120			•
MAMBO-3 HTB	180	107		60-70			•
MAMBO-3 TB	140, 180	72		60-70			•
MAMBO-4 TB	140, 180	72		60-70			•
MAMBO-5 TB	180	72		90-120			•
MERA LARGE LT	147	47		40			
MERA PLECTRUM LT	147	37	36	-			
MERA SMALL LT	147	37	59x51	80			
MIKADO HTB	146, 179	107	72	200x80			•
MIKADO TB	146, 179	73	197x79	240x100			•
NADINE 2-TB	137	72	238x99	80x140			•
NADINE RND 45 HTB	137	107	45x78	70			•
NADINE RND 45 TB	137	72	45	80			•
NADINE RND 60 TB	137	72	45	120			•
NADINE SQ 45 HTB	137	107	60	60-80			•
NADINE SQ 45 TB	137	72	45	70x70			•
NANO RND TB	138	73	45	70			
PILON HTB	142	107	45	RND 80			
PILON TB LARGE (OUTDOOR)	142, 181	73		140 Rnd			


	PAGE	I	I	I	☞	*	Ⓢ
			79	120x120 SQ			
PILON OVAL TB	142	73		240x100			
PILON TB SMALL (OUTDOOR)	142, 181	73	155x60	90 Rnd			
			45	80x80 SQ			
PINTO HTB	180	107		RND 70			•
PINTO TB	141, 180	73	70	RND 70			•
PROFESSIONAL 4580 TB	149	73	70	140-200			
RIOJA-3 TB	181	71	80	60-70			•
RIOJA-4 TB	181	71		60-70			•
SHELF LTB	147	49		60			
SIM HTB	142	107	60	RND 70 - 80			
SPEEDO-3 HTB	181	110	55	60-70			
SPEEDO-3 TB	141, 181	73		60-70			• •
SPEEDO-4 HTB	181, 181	110		60-80			• •
SPEEDO-4 TB	141, 181	73		60-80			• •
STABLETABLE HTB	141, 183	108		70-90			•
STABLETABLE LARGE TB	183	70		110-120			•
STABLETABLE NOUVEAU TB	141, 183	70					•
STABLETABLE SMALL TB	141	70		60-80			•
STABLETABLE TB	183	70		70-90			•
STEEL HTB	143	111		78-298			
STEEL MTB	143	76	78-98	78-298			
STEEL TB	143	76	78-98	68-138			
TOM HTB	142	107	68-88	180 - 300			
TRUMPET 4840 TB	138	73		120			
VERSO 2 TB	180	72	56	110-130			•
VERSO 3 TB	180	72		60-70			•
VERSO 4 HTB	180	107		70-80			•
VERSO 4 TB	180	72		70-80			•
VERSO 5 TB	180	72		90			•
VIDA RND HTB	138	73	90	60-80			
VIDA RND TB	138	70	45	40-70			
VIDA SQ HTB	138	73	40	60-80			
VIDA SQ TB	138	70	40	40-70			
VIDA SQ WOOD HTB	139	110	40	60-80			
VIDA SQ WOOD TB	139	73	40	40-70			
VIDA WOOD RND HTB	139	110	40	60-80			
VIDA WOOD RND TB	139	73	45	70			
YPSILON 4790 TB	140, 139, 180	73	40	60-70			• •
YPSILON 4794 HTB	141, 180	110		60			•

TABLES

	PAGE					
AREA T	175	59		40	•	
ARON LT	147	37	33	33		
BARK HT	145	110	100	300-500	•	
BIRDCAGE LARGE LT	147	42	62	62		
BIRDCAGE SMALL LT	147	42	47	47		
BJORN LARGE LT	147	48	70	70		
BJORN SMALL LT	147	38	50	50		
BREWER T	146	76	100	200-300	•	
CLOUD RND T	176	75	246	246	•	
CLOUD T	176	75	192	250	•	
COM LT	147, 183	48	48	48	•	
DENTRO 4P T	131, 144	76	173	140	•	•
DENTRO 8P T	131, 145	76	173	220	•	•
DUETTO T	165	76	60	60	•	
FLAG LT	147, 183	52	38	37	•	
FORGE T	146	76	80-100	200-300	•	
FUERA 140 T	178	75	140	80	•	•
FUERA 200 HT	178	110	200	80	•	•
FUERA 260 T	178	75	260	100	•	•
FUERA 80 HT	178	110	80	80	•	•
FUERA 80 T	178	75	80	80	•	•
HOOVER LT	147	50	50	50		
IVELLA 140 T	177	76	80	140	•	
IVELLA 200 HT	177	110	80	200	•	
IVELLA 260 T	177	76	100	260	•	
IVELLA 80 HT	177	110	80	80	•	
IVELLA 80 T	177	76	80	80	•	
LEGS T	144	76	80-100	120-300	•	
LORD T	149	73		80-160		
LUXEMBOURG T	182	74	80	80	•	
MISTRESS HT-H	143	110	80-90	80-250		
MISTRESS T	143	75	70-120	70-250		
MODULAR LT	121	72	40	50	•	
NEW YORK HT	178	110		80	•	
NEW YORK T	178	76		80	•	
NICOLE T	145	72	70-120	70 -250		
OMNIA T	148	76	70-80	130-160		
ORION T	149	71	137 en 157	77		
PICK UP LT	147, 183	56	52	52	•	
SALAMANCA RND	179	75	168	168	•	
SALAMANCA T	179	75	200	182	•	
SOLID MT	145	90	100-150	120-450		
SOREN LT	147	40/50	nvt	50		
STEEL HT	178	111	78-98	78-298	•	
STEEL T	178	76	68-88	68-138	•	
SVEN LARGE LT	147, 172 ,183	36	90	90	•	
SVEN SMALL LT	147, 172 ,183	48	50	50	•	
TREE T	145	76	100	100-500	•	•
ULTRA HTB	149	107	78	78		
ULTRA HTB STCK	149	107	78	78		

OTHERS

	PAGE									
ALLEGRO TROLLEY	81									
BLOOM PLANTER	131, 184	100	41	120						•
BLOOM WALL	131, 184	161	45	126						•
BOTANIA RECT	184	100	28	119						•
CARRIER	184	150	35	60						•
GESTU	131	185	45	45						
NOMAD TROLLEY	131, 184	105	63	113						•
OMNIA TROLLEY	148									
RIO PILLOW CASE	184	80	73	139						•
SERVICE TROLLEY	184	180	77	150						
SOLEIL SQ	184		300	300						•
SUN SB	184	34	207	59	34					•
TACTILE HIGH 100	129	200	35	100						
TACTILE HIGH 150	129	200	35	150						
TACTILE HIGH 200	129	200	35	200						
TACTILE HIGH 250	129	200	35	250						
TACTILE LOW 100	129	82	35	100						
TACTILE LOW 150	129	82	35	150						
TACTILE LOW 200	129	82	35	200						
TACTILE LOW 250	129	82	35	250						
TACTILE MULTIBOARD	128	199	45	162						
TACTILE TRIBUNE	128	160	35	100	46					
TACTILE TRIBUNE STAIRS	128	54	35	50						
TERRACE CHAIN SET	184									
TERRACE DIVIDER	184	104		160						•
ULTRA TROLLEY	149	66	112	88						
WORKOUT HT	131	110	60	60						



All shown pictures can deviate from reality. Variations possible to actual finish and sizes.
Misprints or printing errors with reservation.

The products in our collection are available in different versions. Discover the possibilities at www.satelliet.co.uk

A photograph of a restaurant interior. In the foreground, several yellow chairs with a black honeycomb pattern on the backrests are arranged around small, round, dark tables. The floor is made of reddish-brown tiles. In the background, there is a long, low stone bench and a wall covered in a colorful, abstract mural with blue, green, and red tones. A large, semi-transparent green rectangle is overlaid on the right side of the image, containing the text.

LOOK AND FEEL

COLLECTION



SATELLIET-UK®

hospitality furniture

Satelliet hospitality furniture UK

www.satelliet.co.uk

UK South

Unit 2 Nexus Park
Lysons Avenue
Ash Vale
Surry
GU12 5QE
T: 01252 541 386

UK North

Harris House
20 Carlyle Avenue
Hillington Park
Glasgow
G52 4XX
T: 01418 831 135

The Netherlands

Amsterdam | Inspirium

tt. Melissaweg 43
1033 SP Amsterdam
Tel.: +31 20 633 51 88

Breda | Headoffice

Haagweg 241-243
4812 XD Breda
Tel.: +31 76 522 53 10

Dalfsen

Korenstraat 71
7722 RS Dalfsen
Tel.: +31 529 43 53 35

Proud partner of

Inspirium Amsterdam
Inspirium Breda
www.inspirium.nl

International

Belgium

Satelliet Belgium BVBA
www.satellietbelgium.be

Finland

Modeo Oy
www.modeo.fi

Luxembourg

Satelliet Luxembourg
www.satelliet.net

Norway

Satelliet Norge AS
www.satelliet.no

Other Countries

Satelliet The Netherlands
www.satelliet.net