

Compartment Lockers

Range of lockers that can be nested or stacked to create multi-compartment storage



Probe

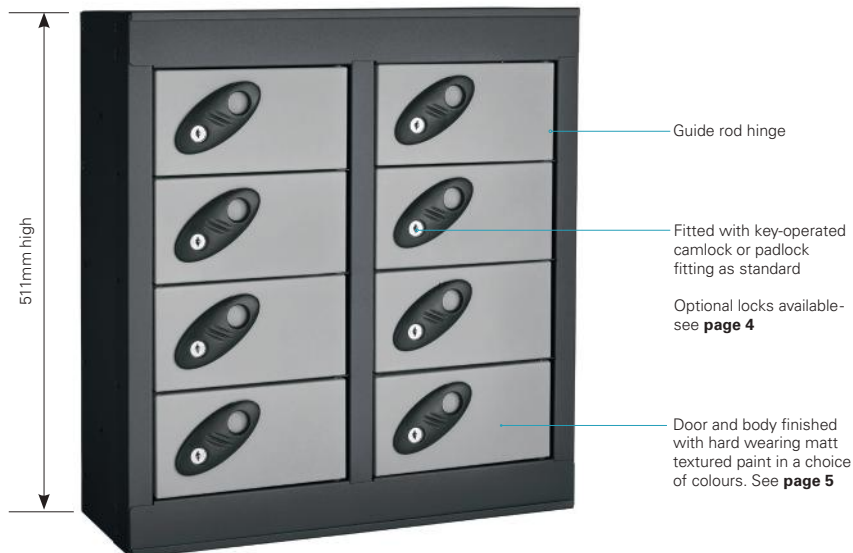


The range

For compact storage solutions (for smaller personal items, such as phones or bags); our range of small compartment lockers offer a safe and secure solution and efficiently uses space in workplace environments.

When space is at a premium these multi compartment lockers offer increased compartments for the locker footprint.

They can be the perfect solution to storing personal effects, electronic devices like phones just about anything small you need to lock away.



Minibox slim

This locker has eight individual compartments that can be combined to create a wall of handy sized compartments, ideal for phones and small items.

Height - 511mm	
Width mm	Depth mm
477	180



Clear opening is 85h x159w mm



Mailbox slim is pre-drilled to make wall hanging simple operation

Can be wall mounted or stacked and bolted together.



MEETS BS 4680: 1996
excluding size specification

PROBE FIRE ZERO
Probe Steel Products are fire tested and approved in line with European Standard - EN 13501-1: 2007 +A1: 2009

AC+IVECOAT

All painted components are protected with a powder coating which incorporates ActiveCoat anti-bacterial technology. ActiveCoat has been tested by an Internationally recognised microbiological testing laboratory for antibacterial performance, against the most widely encountered and problematic organisms including the MRSA Super bug and E-coli. These micro-organisms suffered a 99.9% reduction in population.

Important note regarding locker installations

Wherever possible lockers should be secured to ensure stability. Single lockers should ideally be fixed back to a wall. Runs of lockers should be fixed together side-to-side and either fixed back to a wall or fixed back-to-back to another run of lockers.

The range



Personal effects locker

This slim locker offers convenient safe storage of small items like keys, wallets and phones.

Height - 915/975mm	
Width mm	Depth mm
250	180

Postal locker

Allows sorted mail to be posted into secure compartments, which can only be accessed by the key-holder.

Height - 1780mm	
Width mm	Depth mm
305	460


Individual stackable lockers

Use these handy lockers as multi-purpose storage units, offered in a range of sizes so you can stack and bolt together to make the perfect small compartment solution.



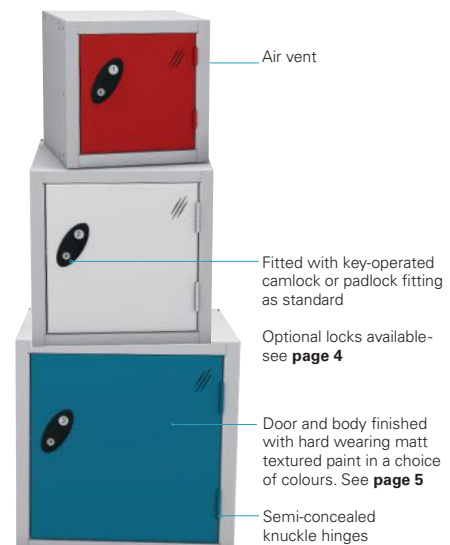
Quarto Locker

Height - 511mm	
Width mm	Depth mm
300	300
300	450



Sixto Locker

Height - 372mm	
Width mm	Depth mm
300	300
300	450



Cube lockers

Each Cube has the same side length.

Height - 305mm		Height - 380mm		Height - 460mm	
Width mm	Depth mm	Width mm	Depth mm	Width mm	Depth mm
305	305	380	380	460	460

Lock options

*Included in locker price. Request lock type at time of ordering.



Type A – Probe cam lock*

Even the standard lock has a micro sprung 10 disc lock featuring a massive 2000 serial combinations- all exclusive to Probe. Two keys are included with each standard lock.



Type B – Hasp & staple*

Attractive design allowing easy use of padlock fitting. Shank diameter maximum 7mm and minimum 5mm. Padlock sold separately.



Type C – Radial pin lock 10,000 combinations

This Radial Pin Lock is designed for greater levels of security. Two keys are included with each lock.

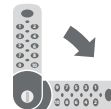


Type P – Re-programmable combination lock

User Re-programmable

An effective 4 digit code combination lock with 10,000 possible combinations, making losing keys a thing of the past.

Suitable for multi user applications. Master override key sold separately.

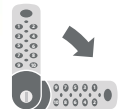


Type GM – Gemini 2700 mechanical combination lock

This small and innovative lock is available in both flush and surface mount and in a silver or black finish. Master override key sold separately.

Can be used vertically

Subject to minimum order quantity. Specify when ordering.



Type GM – Gemini 3700 digital combination lock

This small and innovative lock is available in both flush and surface mount and in a silver or black finish. Master override key sold separately.

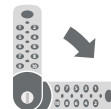
Can be used vertically

Subject to minimum order quantity. Specify when ordering.



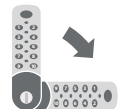
Type K-W Type K-B Mechanical reprogrammable lock with 10,000 combinations

These locks are easy to use and features a master key override (supplied separately). Available in black or white finish.



Type L – Digital combination lock 40,000 combinations

Simple to program battery operated lock which can last up to 50,000 operations before needing changing. Emergency access using service key. Single user supplied as standard but multi-user option is available (specify when ordering)



Type N – Nimbus RFID lock

The Nimbus RFID digital lock provides contactless locking and is compatible with RFID standards and incorporates a membrane touchpad for ease of programming. The keypad can also be used to override the lock when required.



Type H (£1) – Dual coin/token return/retain

These locks are available with coin denominations £/€ or tokens, for either return or retain.



Type SPU - Public Type SPR - Private Public multi-user auto scramble combination lock

Automatically scrambles to 0000 when opened. Has 999 highly secure combinations available - no batteries needed. It has a metal matte black shell and has a master key override (supplied separately) for code finding and lock resetting.

Accessories, colours and weights



Sloping top height	
Locker depth	Additional height
460	189

Sloping tops are essential in hygiene sensitive locations (such as hospitals and the food industry). The slope prevents items and litter being left on locker tops and makes cleaning easier. Sloping Tops have a 22° upward slope from front to back which will add height to your locker. This varies according to the locker depth.



Lockers are often used in areas where floors need frequent cleaning. Locker stands provide maximum floor access raising lockers 150mm off the floor.

Colour Options



ActiveCoat antimicrobial technology is incorporated into all our cupboards at the time of manufacture, offering constant protection against a wide range of bacteria.

Body colour range

Choice of 3 body colours.



Standard door colour range

Choice of 7 door colours.



Autumn door colour range

Choice of 5 door colours.



Please note that due to printing restrictions colours represented may differ from original product. We recommend you request a colour swatch before ordering.



Weights

Weights allows for Cam Lock and Hasp and Staple locks only.

MAILBOX 8 Locker			
Height mm	Width mm	Depth mm	Weight Kg
511	477	180	9

POSTAL Locker			
Height mm	Width mm	Depth mm	Weight Kg
1780	305	460	27

PERSONAL EFFECTS Locker			
Height mm	Width mm	Depth mm	Weight Kg
915	250	180	7
975	250	180	8

QUARTO Locker			
Height mm	Width mm	Depth mm	Weight Kg
511	300	300	5
511	300	450	6

SIXTO Locker			
Height mm	Width mm	Depth mm	Weight Kg
372	300	300	4
372	300	450	5

CUBE Locker			
Height mm	Width mm	Depth mm	Weight Kg
305	305	305	5
380	380	380	6
460	460	460	7



Probe
A Trusted **[Whittan]** Brand

STORAGE DESIGN LIMITED
Tel: 01446 772614
email: info@storage-design.ltd.uk
web: www.storage-design.ltd.uk

The information contained in this leaflet was accepted as correct at the date of publication. However, we reserve the right to make any necessary changes, in line with product development and trading conditions. Although all reasonable care has been taken to make it as complete and accurate as possible, no liability can be accepted for any inaccuracies or omissions. E+OE.