




Waseca Reading Program

Purple Workbook



Name: _____

Purple 1

date _____

1. Spell the words in Purple 1 with the moveable alphabet. Check the box when you are done.



c a r p e t

2. Use each of the letters in the gray boxes to make a word with -ar, -ark, -art, -ard, and -arm. Write each word under its word family. Read the words in the lists.

b	t	c
f	st	j
-ar		

p	b	d
l	m	sp
-ark		

c	d	p
t	sm	st
-art		

h	c	y
-ard		

h	ch	w
-arm		

3. Match all of the labels in Purple 1 to the pictures. Check the box when you are done. Then, write the words in your best handwriting.



1. _____

5. _____

2. _____

6. _____

3. _____

7. _____

4. _____

8. _____

4. Try to find new words that use ar. A dictionary may be helpful.

5. Learn the sight words below by listening to the words read aloud as they are pointed to. Then, point to the words when they are read aloud. When you are ready, read the words that you have learned.

pair

fact

street

hour

products

however

happened

human

6. Read the words in the box below. Use the words to fill in the blanks in the definitions that follow.

pair	fact	however	happened
street	hour	products	human

A _____ is a set of two.

_____ are things that are made.

A _____ is a wide, paved lane that cars can drive on.

_____ means that something took place.

An _____ is a unit of time equal to 60 minutes.

_____ describes something about people.


A _____ is something that is true.

_____ can be used instead of but.

7. Have a classmate or an adult read each of the Purple I label cards aloud so that you can write the words down without looking.

1.	_____	5.	_____
	-----		-----
	_____		_____
2.	_____	6.	_____
	-----		-----
	_____		_____
3.	_____	7.	_____
	-----		-----
	_____		_____
4.	_____	8.	_____
	-----		-----
	_____		_____

8. Read the Purple I phonogram booklet to an adult. Check the box when you are done.



9. Read the words in the box below. Use the words to fill in the blanks in the sentences that follow.

shark	hard	stars	start
spark	marsh	swarm	carnivore

The _____ has standing water with grass.

A _____ is an animal that eats meat.

The _____ had a fin that you could see above the water.

There was a _____ of bees looking for a new hive.

It is _____ to be new in school and make new friends.

The contest was about to _____.

It only takes a _____ to start a forest fire.

We looked at the _____ in the night sky.

1. Spell the words in Purple 2 with the moveable alphabet. Check the box when you are done.



f o r k

2. Use each of the letters in the gray boxes to make a word with -ort, -orn, -orm, and -ork. Write each word under its word family. Read the words in the lists.

p	sp	s
f	sh	sn
-ort		

th	c	t
sc	b	sw
-orn		

st	d	f
-orm		

st	c	p
-ork		

3. Match all of the labels in Purple 2 to the pictures. Check the box when you are done. Then, write the words in your best handwriting.



1. _____ ----- _____	5. _____ ----- _____
2. _____ ----- _____	6. _____ ----- _____
3. _____ ----- _____	7. _____ ----- _____
4. _____ ----- _____	8. _____ ----- _____

4. Try to find new words that use or. A dictionary may be helpful.

_____	_____	_____
-----	-----	-----
_____	_____	_____
-----	-----	-----
_____	_____	_____
-----	-----	-----
_____	_____	_____
-----	-----	-----
_____	_____	_____
-----	-----	-----
_____	_____	_____

5. Learn the sight words below by listening to the words read aloud as they are pointed to. Then, point to the words when they are read aloud. When you are ready, read the words that you have learned.

measure

reach

explain

listen

early

sister

space

whole

6. Read the words in the box below. Use the words to fill in the blanks in the definitions that follow.

measure

listen

reach

explain

sister

early

space

whole

_____ is the entire thing.

A _____ is a female that you share one or more parents with.

_____ means before the time agreed upon.

To _____ means to use words to help someone learn something.

To _____ is to move or stretch in order to touch.

To _____ is to hear and remember something.

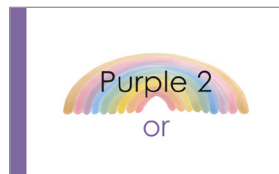
_____ describes an area that is empty.

To _____ is to find out the size or amount of something.

7. Have a classmate or an adult read each of the Purple 2 label cards aloud so that you can write the words down without looking.

1.	_____	5.	_____
	-----		-----
	_____		_____
2.	_____	6.	_____
	-----		-----
	_____		_____
3.	_____	7.	_____
	-----		-----
	_____		_____
4.	_____	8.	_____
	-----		-----
	_____		_____

8. Read the Purple 2 phonogram booklet to an adult. Check the box when you are done.



9. Read the words in the box below. Use the words to fill in the blanks in the sentences that follow.

worn	sport	snort	thorns
short	north	born	morning

Have you ever heard a pig _____ ?

He has _____ that jacket almost every day.

I like to stretch when I wake up in the _____ .

The map showed that the town was in the _____ .

What _____ do you like best, basketball or baseball?

We had to cut back the _____ on the path.

It was a _____ time until lunch.

Cory was _____ in the state of New York.

1. Sort the picture cards in Purple 3 under the cards with ir, ur, and er as shown below. Use the moveable alphabet to spell the words. Use ir, ur, or er to make the r-controlled sound according to the way they are sorted. Check the box when you are done.




ir

ur

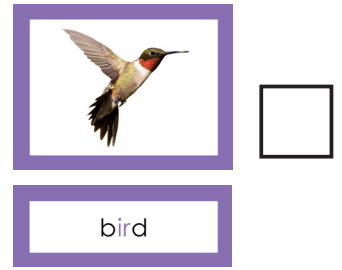
er



b i r d



2. Match all of the labels in Purple 3 to the pictures. Check the box when you are done. Then, write the words in your best handwriting.



ir

ur

er

1. _____

2. _____

3. _____

4. _____

5. _____

6. _____

7. _____

8. _____

9. _____

10. _____

11. _____

12. _____

3. Try to find new words that use ir, ur, or er to make the controlled r sound.

ir

ur

er

4. Use each of the letters in the gray boxes to make a word with -irt, -irl, -irm, -urt, -urp, -erk, -ern, and -erb. Write each word under its word family. Read the words in the lists.

d	sh	sk
squ	fl	
-irt		

g	sw	tw
-irl		

h	sp	bl
-urt		

cl	j	p
-erk		

v	h
-erb	

f	squ
-irm	

b	sl
-urp	

f	st
-ern	

5. Learn the sight words below by listening to the words read aloud as they are pointed to. Then, point to the words when they are read aloud. When you are ready, read the words that you have learned.

several

brother

object

noun

himself

passed

covered

toward

6. Read the words in the box below. Use the words to fill in the blanks in the definitions that follow.

several	noun	himself	toward
brother	object	passed	covered

To _____ is to say that you do not agree with something.

A _____ is a male that you share one or more parents with.

_____ means that something was put over or on top of something else.

_____ means that something or someone went by.

_____ describes the same man or boy.

_____ is about three.

_____ means in the direction of someone or something.

A _____ is a word for a person, place, or thing.

7. Have a classmate or an adult read each of the Purple 3 label cards aloud so that you can write the words down without looking. Try to remember whether each word uses ir, ur, or er to make the r-controlled sound.

ir

ur

er

1. _____

2. _____

3. _____

4. _____

5. _____

6. _____

7. _____

8. _____

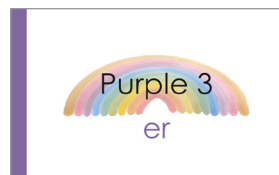
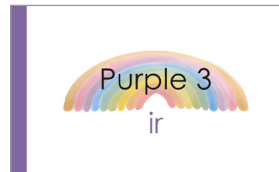
9. _____

10. _____

11. _____

12. _____

8. Read the Purple 3 phonogram booklets to an adult. Check the boxes when you are done.



9. Read the words in the box below. Use the words to fill in the blanks in the sentences that follow.

herbivore	summer	hurt	twirl
butter	surf	squirts	dirt

The archerfish _____ water to hit an insect on a branch so that it will fall and the fish can eat it.

The rays of the sun are strongest in the _____.

Blakely likes to spin and _____ around.

The _____ in the garden is rich and black.

Darlene puts a lot of _____ on her potatoes.

I like to watch the people who _____ at the beach.

If I get _____, my mom gives me a bandaid.

An _____ eats only plants and no meat.

10. Use er to make the r-controlled sound. Read the words that you make aloud.

herd

antl

hamm

sist

butt

lett

lant n

ev

mast

aft

hamst

nev

flow

socc

wint

p haps

cov

chapt

ladd

custom

farth

pepp

moth

thund

wat

ov

forev

sweeten

salamand

11. In these words, use er at the end to change a verb to a noun.

help

work

stretch

teach

block

hold

paint

play

wait

keep

print

ski

12. In these words that end in a silent e, just add r to make a verb into a noun.

ride

make

bake

write

bike

game

13. In these words, double the ending consonant when you add er. Look at the words that must have the ending consonant doubled. How are they the same? Can you think of a rule that tells you when to double the ending consonant?

run

swim

pot

rub

skip

drum

thin

win

sup

(Rule: When a single vowel comes before the ending consonant, double the consonant before adding er.)

14. If you want to compare two things, you can use -er at the end of an adjective. Remember the rules about silent e words and words that have a vowel before the final consonant.

soft

hard

great

fast

green

sharp

thin

late

true

clean

red

cold

dark

smooth

hot

close

old

big

mean

kind

short

15. If you want to compare two things, you can use -er at the end of an adjective. If the word ends in a y, change the y to an i before adding er.

hungrier

happier


easier

drier


fluffier

cozier

1. Sort the picture cards in Purple 4 under the cards with aw and al as shown below. Use the moveable alphabet to spell the words. Use aw or al to make the aw sound according to the way they are sorted. Check the box when you are done.



c l a w



2. Match all of the labels in Purple 4 to the pictures. Check the box when you are done. Then, write the words in your best handwriting.



aw

1. _____

2. _____

3. _____

4. _____

al

5. _____

6. _____

7. _____

8. _____

3. Try to find new words that use aw or al to make the aw sound.

aw

al

4. Use each of the letters in the gray boxes to make a word with -all, -alt, -alm, -alk, -aw, -awn, and -awl. Write each word under its word family. Read the words in the lists.

t	c	f
w	st	sm
-all		

c	p
-alm	

ch	w	st
-alk		

dr	s	p
th	l	sl
cl	r	str
-aw		

l	d	y
dr	f	sp
-awn		

cr	sh	spr
-awl		

s	h
-alt	

5. Learn the sight words below by listening to the words read aloud as they are pointed to. Then, point to the words when they are read aloud. When you are ready, read the words that you have learned.

vowel

pattern

material

table

hundred

control

against

slowly

6. Read the words in the box below. Use the words to fill in the blanks in the definitions that follow.

slowly	control	table	material
against	hundred	pattern	vowels

A _____ is a number equal to ten tens.

A _____ is a piece of furniture that has a flat top and legs.

The _____ are the letters a, e, i, o and u.

_____ is when you are in charge of something.

_____ is what something is made of.

_____ is not agreeing or helping something or someone.

_____ describes going at a decreased speed.

A _____ is something that repeats a design or sequence.

7. Have a classmate or an adult read each of the Purple 4 label cards aloud so that you can write the words down without looking. Try to remember whether each word uses aw or al.

aw

1. _____

2. _____

3. _____

4. _____

al

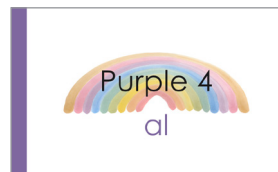
5. _____

6. _____

7. _____

8. _____

8. Read the Purple 4 phonogram booklets to an adult. Check the boxes when you are done.



9. Read the words in the box below. Use the words to fill in the blanks in the sentences that follow.

salt	crawl	walk	dawn
small	calm	drawing	walrus

Suzy made a _____ of her family.

The baby can _____, but he cannot walk.

_____ happens at sunrise when the birds wake up.

I will try to stay _____ and not panic.


There is _____ on the table if you want to add it to your food.

The trail is a loop so that you can _____ without having to turn back.

A _____ lives in the sea and belongs to a herd.

A chimp is _____ when compared to a gorilla.

1. Sort the picture cards in Purple 5 under the cards with oy and oi as shown below. Use the moveable alphabet to spell the words. Use oy or oi to make the sound according to the way they are sorted. Check the box when you are done.



b o y



2. Match all of the labels in Purple 5 to the pictures. Check the box when you are done. Then, write the words in your best handwriting.



oy

1. _____

2. _____

3. _____

4. _____

oi

5. _____

6. _____

7. _____

8. _____

3. Try to find new words that use oy or oi to make the sound.

oy

oi

5. Learn the sight words below by listening to the words read aloud as they are pointed to. Then, point to the words when they are read aloud. When you are ready, read the words that you have learned.

money

create

caught

pulled

element

similar

triangle

notice

6. Read the words in the box below. Use the words to fill in the blanks in the definitions that follow.

element	money	caught	pulled
triangle	create	similar	notice

To _____ is to make or bring into being.

_____ is having used your hand to stop and hold.

An _____ is a part of a whole.

_____ means that you tugged on something.

_____ means like another thing.

A _____ is a shape with three sides.

To _____ is to see something and think about it.

_____ is used to trade with people for things and work.

7. Use oy and oi to make the sound. (Hint: Use oy when the sound comes at the end of a syllable. Use oi if there is a consonant sound at the end of a syllable.) Read the words that you make aloud.

coin

sl

cl

point

j

pl

grin

brl

enj

join

ster

l

joint

t

empl

spil

jist

mst

ann

tomb

cowb

conv

hst

dec

joyful

employment

8. Have a classmate or an adult read each of the Purple 5 label cards aloud so that you can write the words down without looking. Try to remember whether each word uses oy or oi.

oy

oi

1. _____

2. _____

3. _____

4. _____

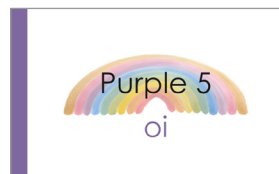
5. _____

6. _____

7. _____

8. _____

9. Read the Purple 5 phonogram booklets to an adult. Check the boxes when you are done.



10. Read the words in the box below. Use the words to fill in the blanks in the sentences that follow.

enjoy	cowboy	soil	spoil
point	coins	moist	destroy

The soil was _____ from the morning rain.

The ants bite because they think that you will _____ their home and eggs.

The _____ rode into the sunset on his horse.

The meat will _____ if you leave it out.

Tommy took the _____ out of his piggy bank.

_____ to where you think north is.



I _____ spending time with my family.

The _____ in the garden is ready for plants.

1. Sort the picture cards in Purple 6 under the cards with ow and ou as shown below. Use the moveable alphabet to spell the words. Use ow or ou to make the sound according to the way they are sorted. Check the box when you are done.



o w l



2. Match all of the labels in Purple 6 to the pictures. Check the box when you are done. Then, write the words in your best handwriting.



OW

1. _____

2. _____

3. _____

4. _____

OU

5. _____

6. _____

7. _____

8. _____

3. Try to find new words that use ow or ou.

OW

OU

4. Use each of the letters in the gray boxes to make a word with -ow, -own, -owl, -out, and -ound. Write each word under its word family. Read the words in the lists.

h	ch	n
br	c	pl
b	w	v
-ow		

d	t	br
cl	cr	dr
fr	g	
-own		

f	h	j
gr	pr	sc
-owl		

p	sc	sh
sn	sp	spr
-out		

p	s	f
gr	h	r
b	m	w
-ound		

5. Learn the sight words below by listening to the words read aloud as they are pointed to. Then, point to the words when they are read aloud. When you are ready, read the words that you have learned.

cattle

energy

oxygen

peace

type

I'll

imagine

middle

6. Read the words in the box below. Use the words to fill in the blanks in the definitions that follow.

type	middle	cattle	imagine
peace	I'll	oxygen	energy

_____ is usable power.

The _____ is the center of something.

A _____ is a group of similar things.

_____ is a quiet and calm state of mind.

To _____ is to think or create something in your mind.

Cows and bulls are _____.

_____ is the short form of I will.

_____ is a colorless gas that supports life on Earth.

7. Have a classmate or an adult read each of the Purple 6 label cards aloud so that you can write the words down without looking. Try to remember whether each word uses ow or ou.

OW

1. _____

2. _____

3. _____

4. _____

OU

5. _____

6. _____

7. _____

8. _____

8. Read the Purple 6 phonogram booklets to an adult. Check the boxes when you are done.



9. Read the words in the box below. Use the words to fill in the blanks in the sentences that follow.

ground	frown	tower	how
growl	South	found	Scouts

The Girl _____ went on a camping trip.

Why do you have a _____ on your face?

The _____ had sixty-six steps to the top.

The dog let out a _____ to warn us to stay back.

Antarctica is the continent at the _____ Pole.

Betsy _____ a snail on the sidewalk.

The _____ is frozen near the Arctic.

_____ do you make pancakes?

10. Use ow or ou to make words. Notice how some pairs make words that sound alike but are spelled differently and mean different things. These kind of words are called homophones. Circle the homophones you find.

pouch

h

fl er

r

fl r

sc r

h r

sh t

m th

b

cr ch

h se

cr d

c ch

r te

m se

s nd

n n

br n

dr n

cl n

gr nd

c nt

ch

m nd

spr t


pr l

d n

l

sc t

- 1. Take out all of the picture cards in Purple 7. Spell each of the words with the moveable alphabet. Think about all of the ways you have learned to spell sounds in Purple. Remember ar and or. Decide whether to use ir, er, or ur. Choose between aw and al, between oy and oi, and between ow and ou.



s p a r k l e r

- 2. Match a word in the first column with a word in the second column to make a compound word. Write your compound word in the third column. Cross out the words as you use them.

out

birth

down

boy

child

law

cow

mark

land

ground

play

hill

3. Match all of the labels in Purple 7 to the pictures. Check the box when you are done. Then, write the words in your best handwriting.



1. _____

2. _____

3. _____

4. _____

5. _____

6. _____

7. _____

8. _____

9. _____

4. Learn the sight words below by listening to the words read aloud as they are pointed to. Then, point to the words when they are read aloud. When you are ready, read the words that you have learned.

wood

figure

certain

strange

done

English

whose

period

5. Read the words in the box below. Use the words to fill in the blanks in the definitions that follow.

certain	whose	done	English
figure	strange	period	wood

_____ is what is used from a tree when it is cut down.

_____ is used to say that something is true or correct.

A _____ is used at the end of a sentence that makes a statement.

_____ describes something that belongs to the country of England or the language spoken there.

_____ describes something that is finished.

_____ describes something that is unusual.

A _____ is the shape or form of a person or animal.

_____ is used to ask who something belongs to.

6. Have a classmate or an adult read each of the Purple 7 label cards aloud so that you can write the words down without looking.

1. _____

2. _____

3. _____

4. _____

5. _____

6. _____

7. _____

8. _____

9. _____

7. Read the Purple 7 phonogram booklet to an adult. Check the box when you are done.



8. Read the words in the box below. Use the words to fill in the blanks in the sentences that follow.

sidewalk

otter

boiling

walnut

sound

turkey

garlic

strawberry

You can open a _____ with a nutcracker.

The _____ is an animal that is shy and rarely seen.

We jumped over the cracks in the _____.

That was the sweetest _____ I have ever eaten.

The water was _____ and ready to make tea.

An _____ likes to play in the water.

Mom put _____ in the pot for flavor.

I like the _____ of rain falling on the roof.

9. Use the pictures to write a story with a beginning, middle, and end.



A series of horizontal lines for writing, consisting of solid top and bottom lines with a dashed middle line for each row. There are ten such rows on the page.