

Les Voyages Extraordinaires #19

We make learning snapshots, walks and book studies for your iPad or tablet



GESS
EDUCATION
AWARDS
WINNER
2025

INCLUSION TIP #1

Tagging Photos and Videos

Tag your photos and videos carefully and consistently. Use multiple, such as 'Inclusion', 'SEND', 'FSM', 'EAL', 'EHCP'. Use your Gallery to share learning outcomes.

INCLUSION TIP #2

Use Tags For Your Walks

Add tags to your walks when you prepare them, to filter on your dashboard. Learn more about how your groups compare in each subject. Use the AI to ask 'Tell me about FSM' for example.

INCLUSION TIP #3

Create Your Inclusion Report

Go to the Knowledge Base and generate your self-evaluation Inclusion report. Integrate the keywords from the summary to increase accuracy and aid the AI.



Don't focus on success, focus on the habits that bring success.'

Welcome to the Summer 26 Nautilus Newsletter



Dear School Leader,

I hope that you are well. As we head into the summer term, you'll find this issue full of ideas to help you to do justice to your year. The summer term is a great opportunity to capture some significant outcomes in your classrooms and pupil books. It always amazes me how we declutter at the end of the year, sending work home, when this is the best evidence of progress. This is especially true for relative progress, such as SEND, where pupils may not be scoring in tests.

To help with this, you'll find a link to our new live session, the 30 Minute Book Study. In this session, we'll show you how to efficiently capture and evaluate, populating your Gallery with samples from every subject, to demonstrate outcomes and spotlight expectations moving forwards.

This is also a term where you can begin to draw on your dashboard to see which curriculum areas may need attention, and where classroom practice can be improved. A lot of the new features, such as the Curriculum Map, can help you to work more intuitively. Here, you can see the key areas clearly before drilling down and using the AI to learn more.

You'll also see a redesign on the platform, with added features too. We're always looking to make the user experience as simple, and yet as powerful, as possible. These developments represent the feedback from schools, as well as incorporating current national and international priorities.

You'll see our 360 appraisal tools integrated, as well as the Planning Cloud, a space where teachers and leaders can store plans remotely and quickly access them, using tags and filters. A simple solution but, from my experience, often clunky and time-consuming.

Wishing you a settled summer term.

David and the Nautilus team

Former Headteacher · LA SIP · Co-creator of Nautilus

In this Issue:

2

Welcome

3

Article:

Time vs Task

Making the most of leadership time

4, 5

Developments:

New Look Nautilus

6, 7

Guide

Dashboard Cheat Sheet

8, 9

Article:

BESA Membership

10

Offer:

Trials and Sport Premium

11, 12

World Cup 26 FREE Resources

13

Featured Webinar:

30 min Book Study

14

Feature

End of Year, Capture Your Curriculum

15

Free content:

Inclusion Snapshot

Don't focus on success, focus on the habits that bring success.'



Time vs Task

Providing efficient QA tools for your leaders

Optimising Leadership Impact

The other week, we posted about leadership and management time and received a curt response regarding the need for more time. We don't doubt that this can be the case, but the real question is, 'how is any leadership and management time actually used, and how does this impact?' Schools spend around £1,200 per year providing an hour a week for each leader; in these days of tight budgets, it pays to take a closer look at this.

As school leaders, it's our job to secure sustainable and distributed leadership. This is incredibly challenging, especially given the workload issues for class-based leaders. A common oversight is the lack of time dedicated to reviewing how leadership and management time is actually utilised. Often, this is left to the teachers themselves, without guidance or systematic support.

'Schools spend around £1,200 per year providing an hour a week for each leader. The question is, how is this time used and how does it impact?'

Empowering Leaders with the Right Toolkit

Providing leaders with the right toolkit can make all the difference. When we created the first learning walks, lesson observations, and monitoring frameworks for the iPad, we realised this was a great way to guide, support, and set expectations. We can create consistent leadership approaches and secure a common language. We can also promote expectations and guide teachers without simply telling them what to do. We often joke about teachers going to bed as subject coordinators and waking up as "leaders." The truth is, leadership is difficult; it requires a supportive environment and a considered approach.

Real-Time Insights and Collaboration

Using an iPad or tablet to perform drop-ins, book studies, and other quality assurance allows insights to be inputted by SEND, Key Stage, subject, and senior leaders. A comprehensive picture builds up in real time, incorporating strategic data, identification of need, and supportive peer feedback. This is beneficial for all leaders and especially valuable for headteachers, who can see the sum total of everyone's contributions on their own leadership dashboard.

Focus on Insights, Not Just Process

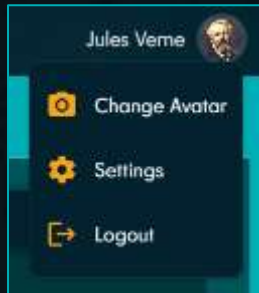
The secret is building a more insightful and holistic picture, using technology to save time before leaving school on time, feeling confident and assured. How much insight can we actually gain from simple and efficient monitoring? After all, it's the insights that matter and how we utilise them, not the monitoring process itself.

Don't focus on success, focus on the habits that bring success.'

New Look Nautilus



You will notice that we've taken the original design and given the platform an improved new look, with added features. The intention was to improve the user experience, integrate new tools and developments. The platform is now also more efficient, faster and simpler to navigate. In this article, we'll share the new developments as well as providing short video content to help you to learn more.

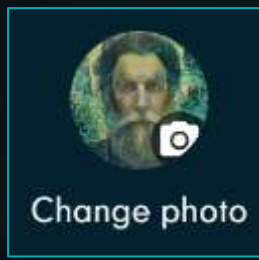


Navigation

Settings > Tag Management

The user areas are now located down the left side of the screen. This design is a common approach user in many current apps and platforms. This helps to make Nautilus user friendly. The areas and icons remain the same for continuity. At the bottom, you'll see the new 360 and Lesson Cloud tools.

Along the navbar at the top, we've added some navigation, personalisation and system settings tools. Firstly we now have a 'breadcrumb' link trail to help you to navigate.



Secondly, your team can now personalise their experience by adding an avatar to their account.

All of the system settings are now accessed by clicking on your avatar, top right. The settings area contains tabs so that you can customise and manage the evaluations, curriculum, tags and platform access.


Don't focus on success, focus on the habits that bring success.'



Nautilus 360°

Collaborative Appraisal Tools

The 360° tools have now been integrated into the Nautilus platform, directly integrating your professional development. We know that appraisals can sometimes feel like a bolt-on process, rather than a meaningful development opportunity. To help schools to align their CPD with the work that they already do, we've added simple tools to store, manage, evidence and evaluate what you do. Once your targets have been set, your team can then upload content as they progress through the year. Any engagement with walks or monitoring can be automatically added, ready to summarise and evidence your contributions. Advisors can view any content, using these insights to inform the final evaluations. As the cycle concludes, you can then generate your PDF report, removing pressure points at critical times in the year. Executive Users can oversee and manage all CPD. We would recommend having a go yourself using our short how-to video.



Video Content



Lesson Cloud

Teacher Planning Solutions

With all of your staff using the system, we wanted to bring them closer to the school improvement process. The Lesson Cloud is a database for teachers to quickly create, classify and store lesson plans and presentations. Teachers can generate lesson plans here, using AI to accurately source content from the national curriculum, adding teaching direction, task ideas, key vocab and assessment opportunities. You can also adapt and extend the learning, add themes, topics and styles. We're confident that this will be a significant time saver, and can help develop subject knowledge, with a consistent approach enabling teachers to focus more closely on the teaching process.



Don't focus on success, focus on the habits that bring success.'

Your Nautilus Dashboard

Everything in one place

Save time and know more, with all of your monitoring in one place.



Orange Icons - Capture + Evaluate

USERS

- Add/remove/edit leaders
- Assign subjects/aspects



CREATE

- Prepare/assign walks, Book Studies and surveys
- Delete activities



WALKS

- Perform your visit
- Edit any visit
- Email peer feedback
- Use the GO to perform an individual visit

Blue Icons - Insights + Impact



WORKFLOW

- The comments you wrote
- Share verbal feedback
- Filter Next Steps
- Add actions



HEADLINES

- Classroom practice
- Skillset development
- Flight paths and trends



DASHBOARD

- Curriculum evaluation
- All activities
- School average
- Outcomes and impact
- Subject, aspect, tag filters
- AI analysis



GALLERY

- Phot and video
- Curriculum impact
- Present and share
- Edit and add tags
- Upload direct



Green Icon - Editing Suite

BUILDER

- Clone and edit content
- Create walks, studies and surveys
- Import and export



THE KNOWLEDGE BASE

- Select your inspectorate
- Create one-click self-evaluation reports
- Edit and download



YOUR 360°

- Integrate your appraisal
- Collect evidence
- Create reports



LESSON CLOUD

- Create lesson plans
- Save, share and store

FILTERS: Filter your dashboard by subject, SEND, cohort and more.

SETTINGS: Personalise the evaluations, colours and settings. Edit your curriculum and tags. Add your logo and avatar.

LEARN MORE: Click to drill down and learn more about any activity and outcome, with AI summaries and PDF's.

SCHOOL AVERAGE: Use your unique average to benchmark. Compare any walks and monitoring to quickly see strengths and areas for development.

OUTCOMES and TRENDS: See your all of your outcomes over time. Filter to apply to any subject or aspect area.

CURRICULUM MAP: See your entire curriculum, with coverage, strengths and areas for development.


ASK NEMO: Use your dashboard assistant to create instant summaries for you. Delve into your activities to learn more, personalise the response for your audience.

WALKS, VISITS and MONITORING: Interactive bar chart to present each activity by frequency and outcome.


USER GUIDE: Learn more about how to get the most out of Nautilus.

User Key


Priority User



Leadership User



User



Don't focus on success, focus on the habits that bring success.'



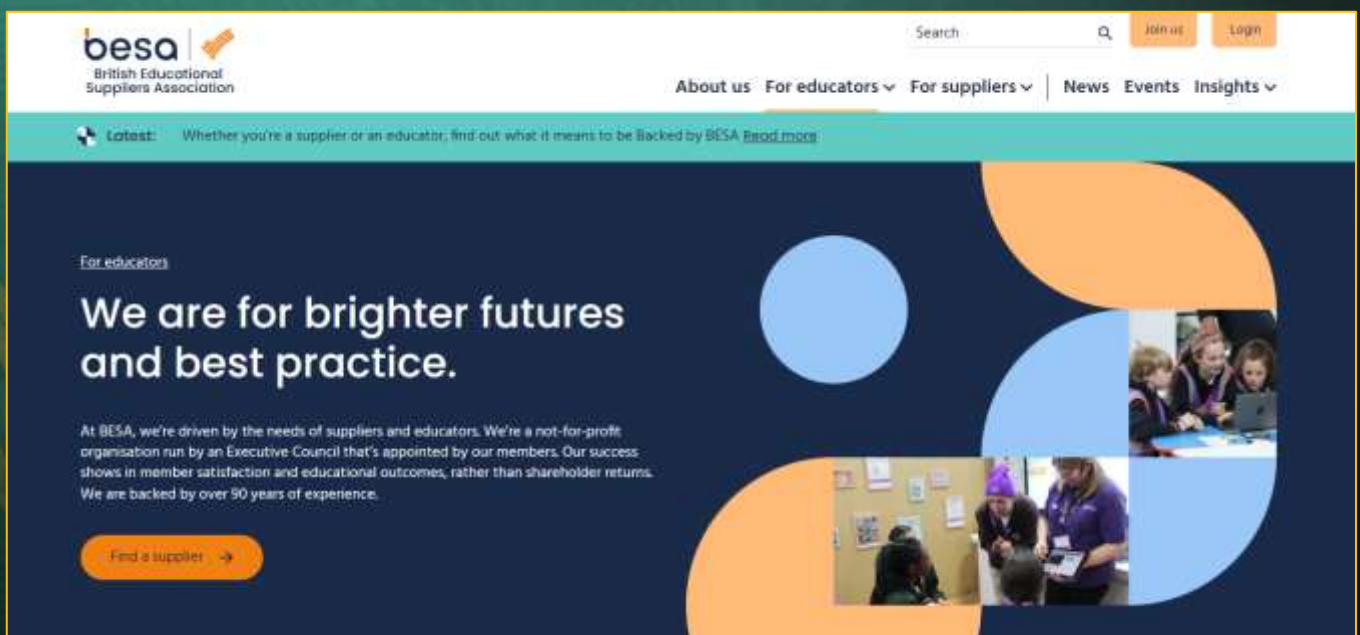
Nautilus Joins the British Educational Suppliers Association (BESA)

Nautilus has officially become a member of the British Educational Suppliers Association (BESA), the trade body representing the UK's world-leading educational technology and resource providers.

As an organisation, Nautilus specializes in providing innovative digital infrastructure and resource management solutions tailored for modern learning environments. By joining BESA, Nautilus aligns itself with a network of industry leaders dedicated to maintaining the highest standards of quality and ethical practice within the global education sector.

This membership serves as a significant validation of the Nautilus platform, signaling to schools, trusts, and local authorities that our services meet rigorous industry benchmarks. BESA's strict Code of Practice ensures that all members are financially stable and committed to delivering high-quality educational value. For our current and future partners, this accreditation reinforces trust in our technological capabilities and our commitment to supporting educators with reliable, future-proof tools.

Beyond domestic recognition, joining BESA is a pivotal step in extending the reach of Nautilus internationally. BESA maintains strong ties with the **Department for Business and Trade**, providing members with unique access to global education markets and trade missions. Through this partnership, Nautilus is better positioned to export its expertise, collaborate with international stakeholders, and adapt its platform to meet the diverse needs of students and teachers across



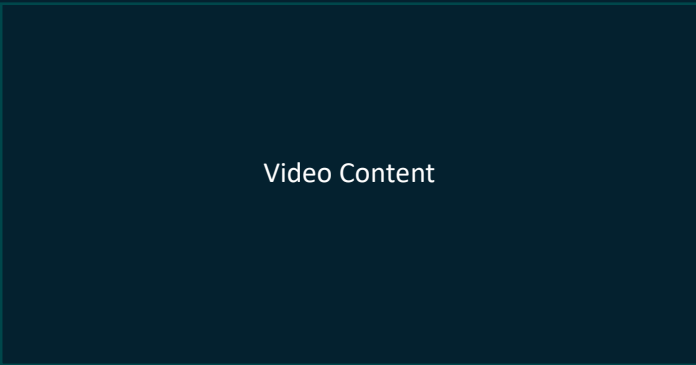
Don't focus on success, focus on the habits that bring success.'

TRY NAUTILUS FOR FREE!

Trial with a Tour?

We understand the pressures that schools face, both financially and when considering purchases. To minimise risk, save time and learn more, we'd recommend a trial and demo. Creating your account takes minutes, and with a trial, you'll be ready to capture in no time. Or you could take a look at our demo video, with quick view chapters to help you to skim and revisit.

[Access the 30 day trial](#) and [book in your demo](#)



Video Content

Sport Premium – Our Best Kept Secret!

Why not use Nautilus to save money and develop effective PE leadership?

Why not use your Sport Premium funding to subscribe? You'll receive the full Nautilus subscription plan, plus 3 specialised Sport Premium frameworks and 3 CPD webinar sessions. In each session, we'll show PE leaders how to capture and evaluate your PE provision, and how develop their subject area. We'll also cover impact reporting too, so that you can justify your decision.

We know how much PE takes place in schools and how challenging it can be to do justice to this provision. We also know that schools are seeking to use their Sport Premium funding effectively. We can help you to build a video Gallery of learning and outcomes, evaluate teaching and learning, prioritise staff development, and plan strategically. As a headteacher, you will be able to see all of your PE insights grow on your dashboard and Gallery.

Email us today at enquiries@nautilus.education for more information.

SPORT PREMIUM

INTRODUCING THE PE LEADERSHIP TOOLKIT

After rolling out your curriculum, resourcing and providing staff CPD, how do you plan to secure impact?

PE Learning Snapshot

Efficient - Accurate - Evaluative

Part of the Sports Premium Subject Leader Toolkit

PE Lesson Study

Collaborative - Focused - Developmental

Part of the Sports Premium Subject Leader Toolkit

PE Pupil Survey

Engagement - Success - Progress

Part of the Sports Premium Subject Leader Toolkit

Capture and Evaluate with Your iPad or Tablet

Includes Video-Capture

nautilus.education

Don't focus on success, focus on the habits that bring success.'

World cup 26

Nautilus Digital Trading Cards



The World Cup is fast approaching! In true playground style, we're creating special digital trading cards for you to celebrate with your class. One new country will be revealed every school day, building a vibrant collection for the exciting summer ahead.

Each trading card is packed with essential stats and fascinating trivia, featuring clickable links that transport students to global locations, iconic football highlights, and the snazziest kit designs. These resources are perfect for sparking classroom discussion, independent research, and engaging homework assignments. By exploring the unique stories behind every team, the collection celebrates the powerful intersection of diversity and unity, turning a global sporting event into a rich opportunity for reading and interactive learning.



Take the excitement further by integrating these cards into your daily routine. Whether you use them as a "morning starter" to sharpen geography skills or as a reward for collaborative work, they bridge the gap between passion and pedagogy. Students can compare historical performances, analyse design aesthetics, or even debate tactical strengths, fostering critical thinking through the lens of the "Beautiful Game."

Collect the cards on our social media channels, dropped each day from 5pm. Save and re-use this link to see your digital album grow into a comprehensive world map of football culture!

BRAZIL
FIFA RANKING: 5th

Junior
America
22 times
1958, 196
Cup coming
g victories
the guidan
ures a dyn
talent, fu
extending s
red in ever
with five c

South Africa
FIFA RANKING: 61st

Bafana Bafana
Star Player: Lyle Foster
World-Cup Group: Group A MEX, KOR, CZE
World Cup Qualifiers: 3 times (out of 22)
World Cup Winners: 0
Continent: Africa

South Africa have ended a 16-year drought with a historic qualifying campaign under head coach Hugo Broos. After securing their spot with a decisive victory over Rwanda, the "Bafana Bafana" arrive with a squad

Mexico
FIFA RANKING: 15th

El Tri
Star Player: Santiago Giménez
World Cup Group: Group A RSA, KOR, CZE
World Cup Qualifiers: 18 times (out of 22)
World Cup Winners: 0
Continent: North America

Mexico enters this year's World Cup having navigated a tough qualifying campaign featuring key victories over rivals like the United States and Costa Rica. Under the leadership of head coach Javier Aguirre, the squad boasts a blend of European-based stars and emerging domestic talents, generating considerable expectation to at least reach the elusive "quinto partido" (fifth game). Mexico has hosted the World Cup twice, in 1970 and 1986, with both finals taking place at the iconic Estadio Azteca.
Discuss: Is there an advantage playing at home?

Nautilus Shirt Ranking: A super-symbollic 🏆🏆🏆🏆🏆🏆

NAUTILUS DIGITAL TRADING CARD
COLLECTOR'S EDITION

Highlights

FREE LIVE SESSIONS

The best use of your leadership and management time

The 30 minute

BOOK STUDY

for your iPad or Tablet

FREE School Leadership Webinar

Evaluate
Voice-type
Photo-capture
Instant feedback
AI summaries
Dashboard analysis



The 30 Minute Book Study – Featured Webinar

Your pupil's books demonstrate significant progress, from first page to last, and yet it can be very difficult to capture this. In this session, we'll show you how to perform a simple and efficient Book Study to evaluate curriculum impact, as well as adding photos to spotlight the best practice. When you send the pupil books home at the end of the school year, you'll have your moderated EXP, SEND and other samples stored, ready to set the expectation in September! [Learn More · Book](#)

DON'T OBSERVE, CAPTURE! - Who? Teachers, leaders and new users [Learn More · Book](#)

A one hour 'how to' workshop, walking you through the platform.

5 WAYS TO CAPTURE AND EVALUATE INCLUSION - Who? HT, SEND & Inclusion leaders [Learn More · Book](#)

Evaluate inclusion, without adding to your workload. Integrate simple methods into your existing approaches.

THE ULTIMATE LEARNING WALK - Who? HT, Senior and Subject Leaders [Learn More · Book](#)

Learning Walks incorporating evaluation, phot and video capture, feedback, analysis and AI reporting.

SUPER SUBJECT LEADERS - Who? Subject Leaders, HT [Learn More · Book](#)

Introducing the subject leadership toolkit, learning snapshots, book studies and more.

SMARTER SEND - Who? SENDcos, ALNcos and HT [Learn More · Book](#)

How to capture and evaluate provision, advise and support colleagues.

A CLEAR HEAD - Who? Headteachers, Principals and Executive Headteachers [Learn More · Book](#)

Securing sustainable, distributed leadership.

THE 10 MINUTE LEARNING WALK - Who? Teachers and school leaders [Learn More · Book](#)

How to perform an effective, short lesson visit, packed with insight.

HIGH LIFE - Who? High school leaders [Learn More · Book](#)

How to efficiently quality assure your secondary provision using your iPad or tablet.

Don't focus on success, focus on the habits that bring success.'

Don't Send those Books Home Yet!

5 Ways to quickly capture and evaluate your children's learning from this year

As the summer term unfolds, this is the best time to capture all of the great learning that has taken place. A lot of this progress is incredibly profound, and yet we often find ourselves sending work home and relying on test scores. This not only misses the opportunity to quality assure what you do, but also to capture relative progress for all children. Your classrooms will be full of examples of curriculum impact for all subjects, with books demonstrating learning journeys from first age to last. Here's 5 quick and simple ways to be able to do justice to your hard work, ending the year with analysis and insights to inform next year's strategic planning and exemplars to set future expectations.

1. Book Studies - Use the GO button to quickly collect samples of great progress in books. Start with the age related expectation to evaluate the learning across cohorts and the progression from one year to the next.

2. Work Studies - Use the Curriculum Work Study (Download from our Facebook Community) to evaluate subjects where the work isn't in books. This is great for art, cooking, DT, Drama and Music, using the video capture too.

3. Target Key Group and Learners - When you perform a Book or Work Study, target your priority groups. Focus on SEND, disadvantaged, EAL or greater depth. Add tags to the evaluation, photos and videos, for critical insight, using the dashboard and Gallery filters to learn more.

4. Photo and Video Capture - You can add and tag any photo content that you choose. Again, target key groups, ensuring that you have age related samples, working above, SEND, EAL, disadvantaged or any other. Don't forget that your staff can add these directly to the Gallery themselves, which is the quickest way to inform senior and subject leaders. Don't forget that video is essential for PE, Music, Drama, Languages and other key areas.

5. Capture Reading - At the end of the year, there will have been some magical progress taking place in reading. Capture clips to demonstrate what the age related expectation should look like, or more advanced readers as well as vulnerable groups and learners.

As you begin to de-clutter your classrooms for the summer break, you will leave school with all of your analysis, photos and videos in one place. Your team will be able to return to school in September, with a Gallery full of samples to set the expectation for the year ahead. Your leaders will be able to use their data to ensure that their strategic planning can impact.

Don't focus on success, focus on the habits that bring success.'



DOWNLOAD TODAY!

- Visit 'Around the Moon', our [Facebook school leadership community](#)
- Click on the FILES tab, select and download.
- Go to the Builder and click 'Import Survey'.

This new framework is now ready to use or share. You can also update or amend the content once you've imported it.



Don't focus on success, focus on the habits that bring success.'