



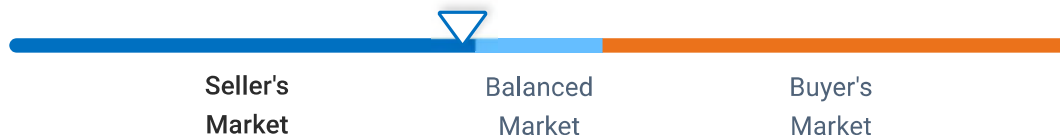
Cape Coral, Florida

Market Trends

Property Type: Single Family

September 2023

Market Type



Key Details

Months of Inventory

5.03

↑ 8.17% MoM

List to Sold Price %

97.5%

↓ 0.29% MoM

Median Days in RPR

42

Median Sold Price

\$400,000

↑ 0.01% MoM



Realtors Property Resource®, LLC

Source: Listings

Median Estimated Property Value

September 2023

Property Type: Single Family

Median Estimated Value

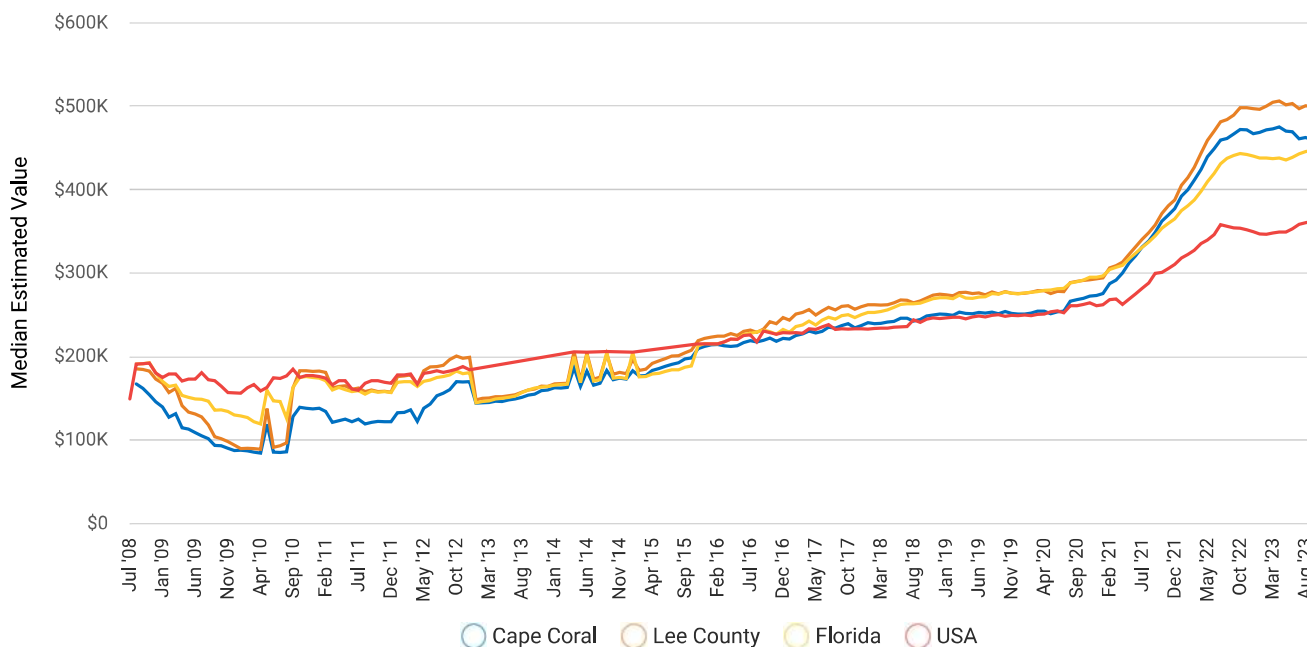
\$460,210

Last Month Change

-0.5%

12 Month Change

-1.4%



Realtors Property Resource®, LLC

Source: Public Records and Listings

New Listings

September 2023

Property Type: Single Family

Median List Price

\$479,900

↑ 9.1% MoM

of Properties

749

↓ 1.2% MoM

Median \$/Sqft

\$267

↑ 4.3% MoM

Total \$ Volume

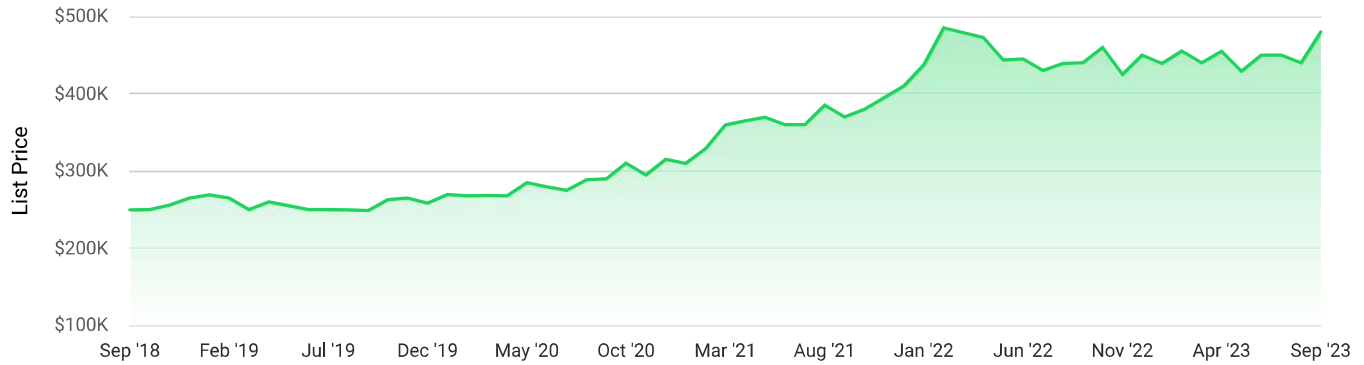
\$481,196,051

↑ 15.4% MoM

Median Living Area Sqft

1,830

↑ 1.6% MoM



Realtors Property Resource®, LLC

Source: Listings

Active Listings

September 2023

Property Type: Single Family

Median List Price

\$500,000

↑ 0% MoM

of Properties

2,207

↑ 10% MoM

Median Days in RPR

60

↓ 3.2% MoM

Median \$/Sqft

\$274

↑ 1.1% MoM

Total \$ Volume

\$1,448,196,110

↑ 14.4% MoM

Median Living Area Sqft

1,868

↑ 0.4% MoM



Realtors Property Resource®, LLC

Source: Listings

New Pending Listings

September 2023

Property Type: Single Family



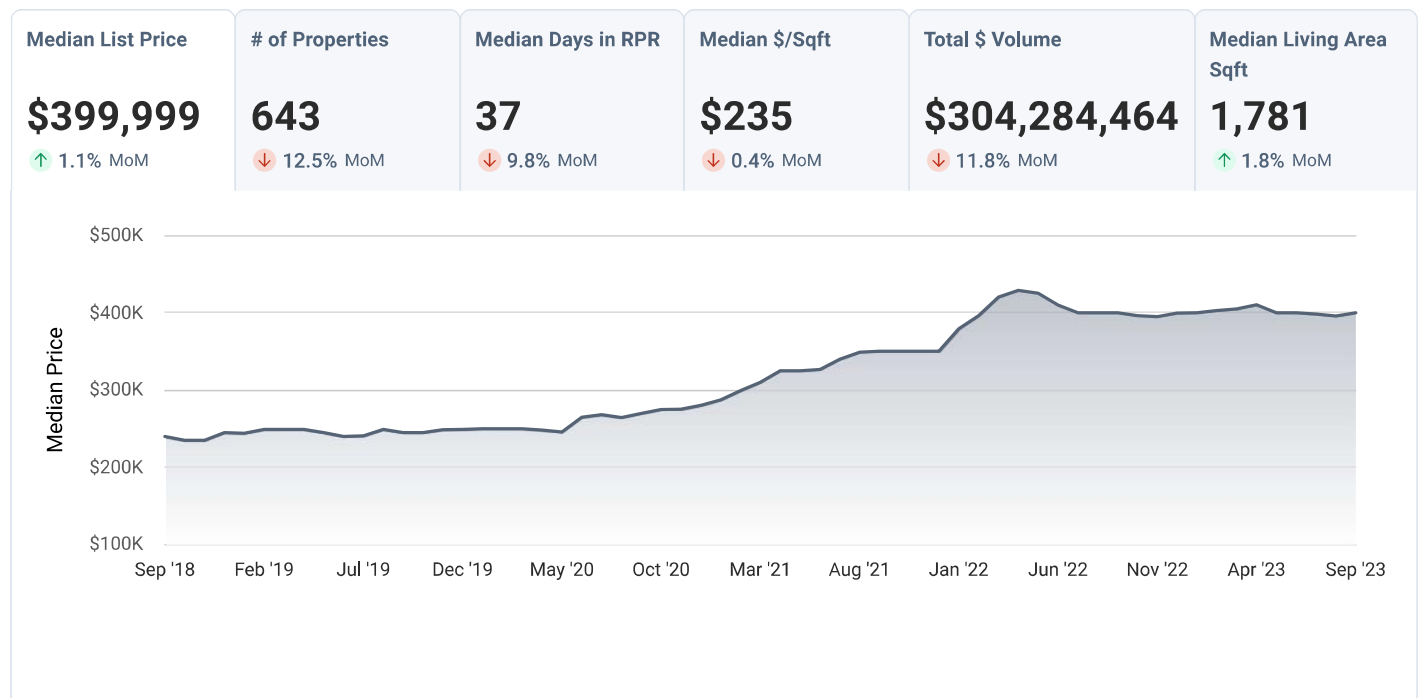
Realtors Property Resource®, LLC

Source: Listings

Pending Listings

September 2023

Property Type: Single Family



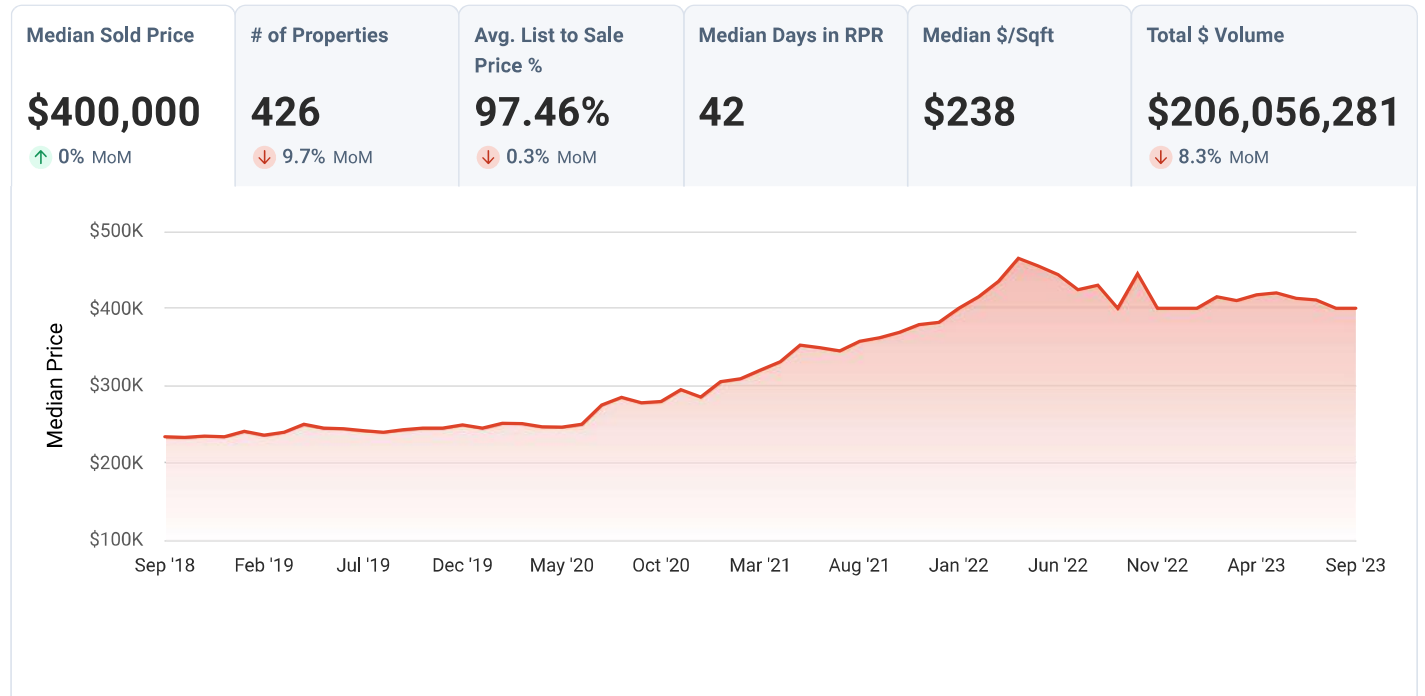
Realtors Property Resource®, LLC

Source: Listings

Sold Listings

September 2023

Property Type: Single Family



Realtors Property Resource®, LLC

Source: Listings

Months Supply of Inventory

September 2023

Property Type: Single Family



Realtors Property Resource®, LLC

Source: Listings

Sold Public Records

September 2023

Property Type: Single Family

Median Sold Price

\$400,000

↑ 5.3% MoM

of Properties

198

↓ 57.2% MoM

Median \$/Sqft

\$245

↑ 1.7% MoM

Median Living Area Sqft

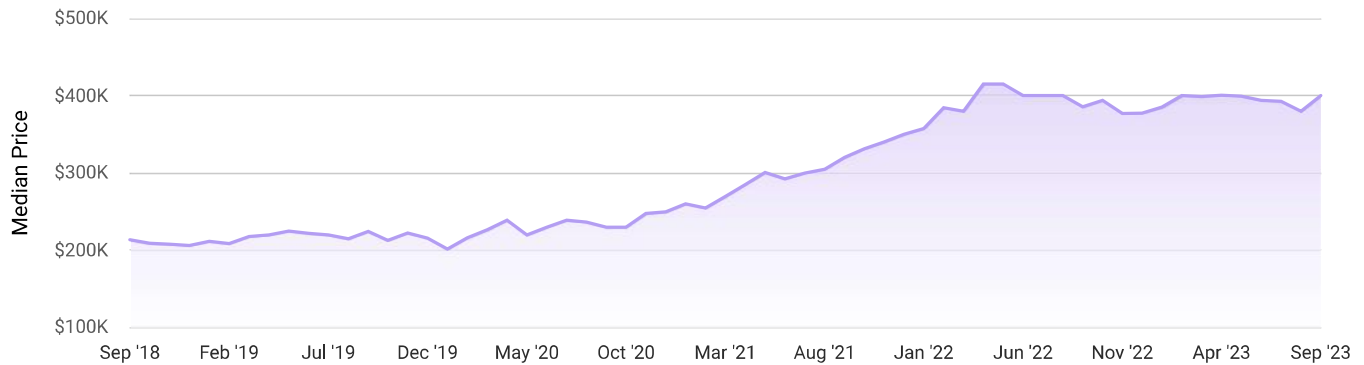
1,717

↑ 3.4% MoM

Total \$ Volume

\$95,849,096

↓ 53.9% MoM



Realtors Property Resource®, LLC

Source: Public Records

Affiliated Services

Keyes Insurance Services, Inc.

[Website →](#)


THE COMPANY YOU CAN TRUST!



Nic Varsi

Account Specialist

E-mail Nic@keyesquote.com

Copyright 2023 Realtors Property Resource® LLC. All Rights Reserved.
Information is not guaranteed. Equal Housing Opportunity.



10/6/23