



WOFFORD TERRIERS

**2023**  
**PROTECTIVE**  
**PADDING**

[www.fisherathletic.com](http://www.fisherathletic.com)

# How to Measure

**APPLICATION:**  Indoor  Outdoor

**MOUNTING TO:**  Concrete Block  Brick  Sheet Rock  
 Fence (chain or wood)  Concrete  Metal Frame

**HOW ARE THEY MOUNTING:**  Z-Brackets  U-Channels  Direct to Wall - 1" Lip  
 \_\_\_\_\_

**PANEL BACKING:**  7/16" OSB (indoor)  7/16" Exterior Grade Plywood (outdoor)  \_\_\_\_\_

**FOAM:**  2" Poly Foam (in/outdoor)  2" Bonded Foam (indoor)  3" Poly Foam  
 4" Poly Foam  \_\_\_\_\_

**VINYL COVERING:**  14 oz. Fire Retardant  18 oz. Coated  18 oz. Fire Retardant

**VINYL COLOR:**

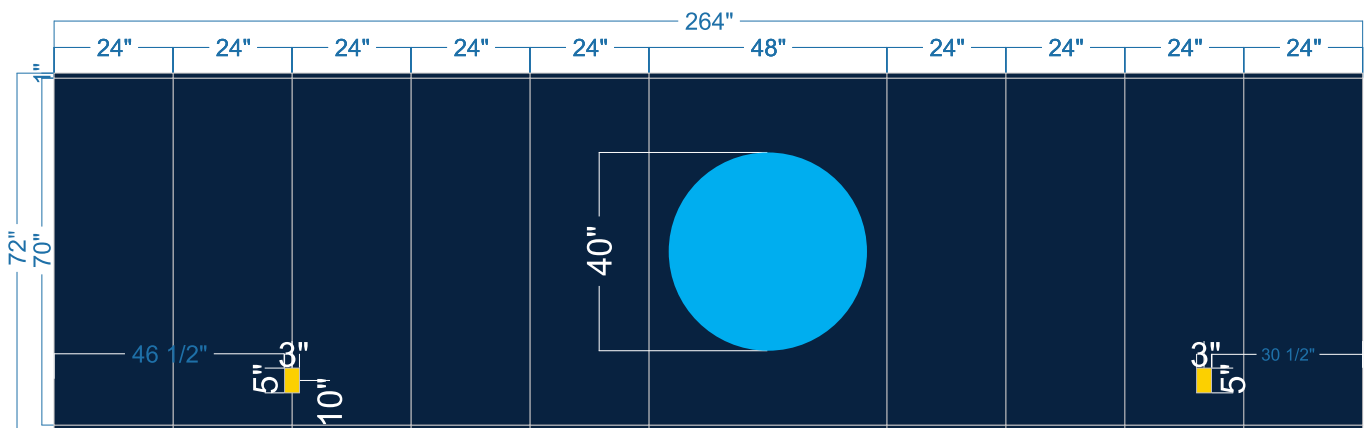
	Maroon	Burgundy	Red	Athletic Orange	Tan	Brown	Forest	Kelly	Colombia	Royal	Navy	Purple	Black	Gray	White
14 oz															
18 oz															
22 oz															

\*\*\*Color varies based on weight and type of vinyl

**GRAPHICS:**  Yes  No **Details:**


**CUT-OUTS:**  Yes  No **Details:**

**MEASUREMENTS WERE TAKEN FROM:**  Floor  Top of Baseboard  
 Height of Baseboard \_\_\_\_\_



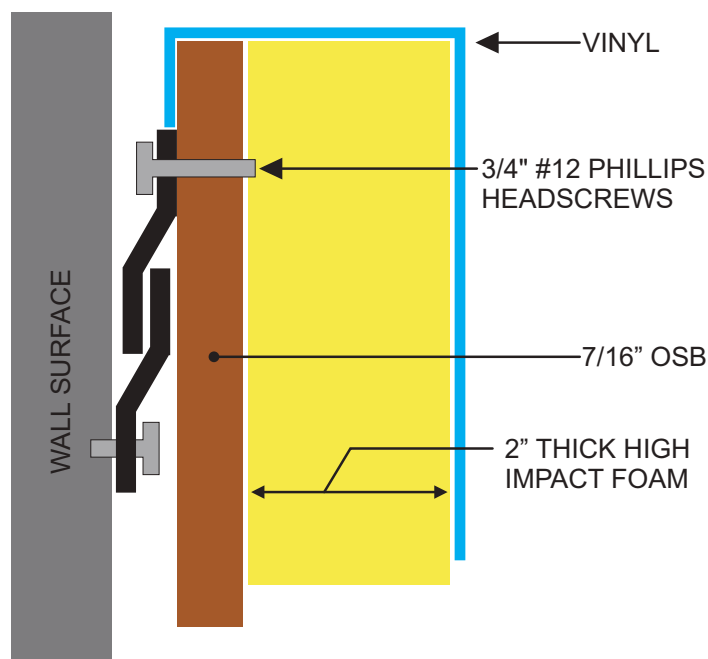
When measuring a wall, the more details given the better. Begin by determining how tall & wide the wall to be paneled is. (Standard is 72 inches High x 24 inches Wide or 72 inches High x 48 inches Wide). Indicate if you are measuring from the floor or from the base board for

cut outs & art. Top and bottom of each cut out should be included in your sketch, also include how far in the cut-out starts. Do not assume large openings are straight, give top and bottom distances for these opening.

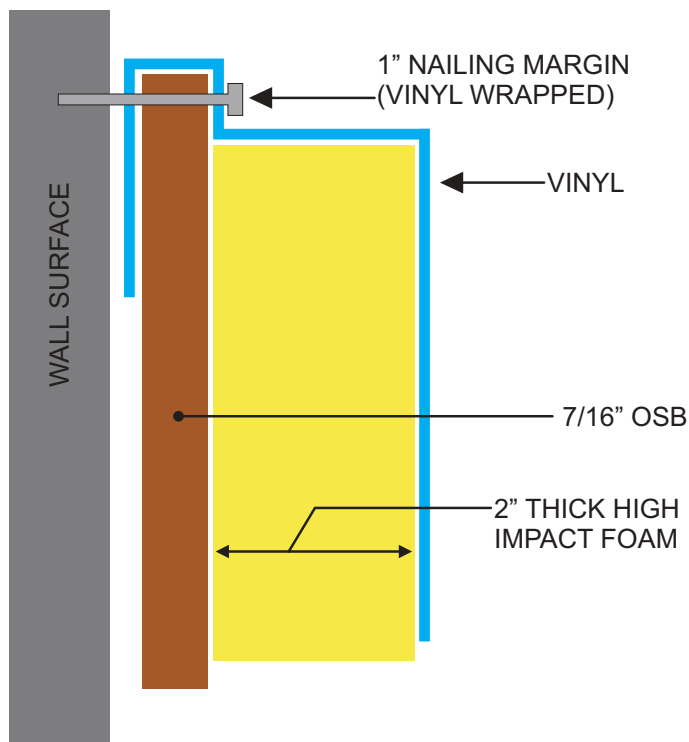


# Mounting Systems

## Z-Bracket



## Nailing Lip



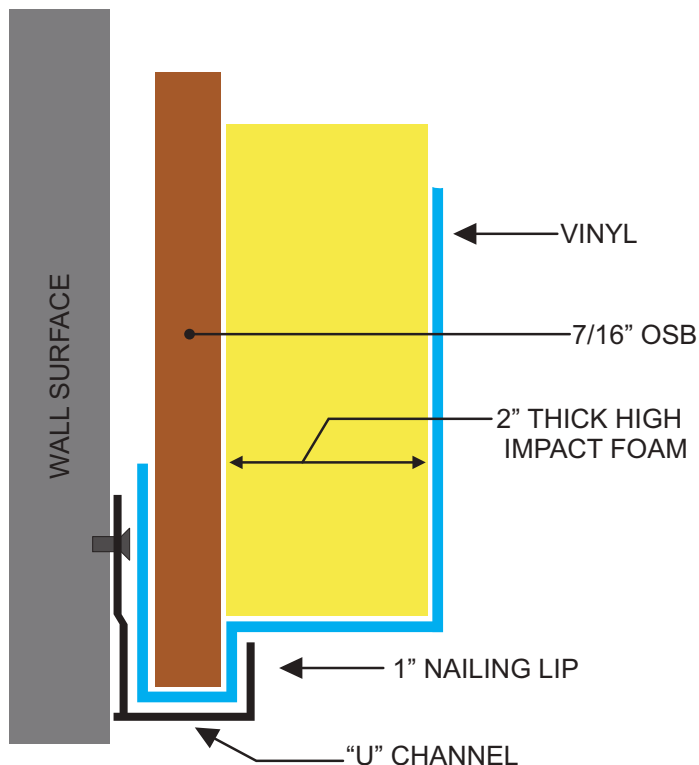
## Z-Bracket

Z-Brackets provide an easy option for mounting panels to walls. They are optimal for both outdoor or indoor mounting and allow the panels to easily slide into place for quick mounting and unmounting. This is a great option if you are planning on taking your panels down after the season and putting them back up next year. This will prevent damage and maintain the life span of the panels.

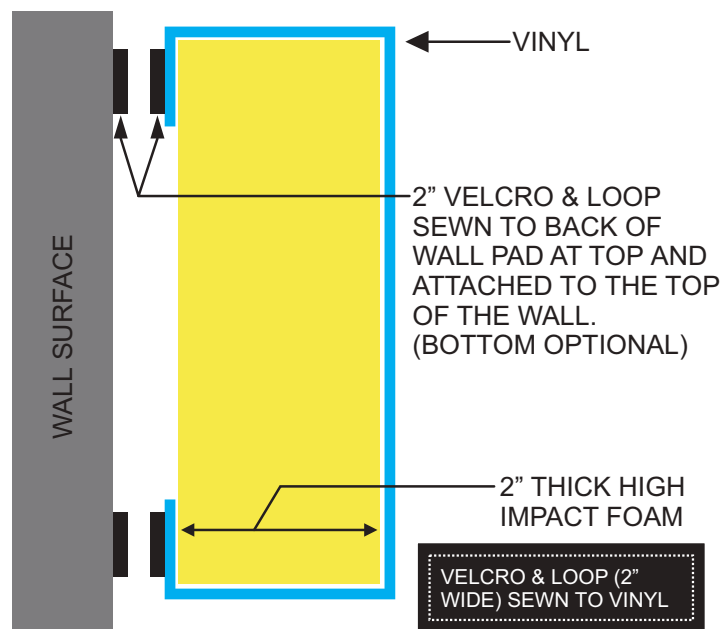
## Nailing Lip

Each panel will have a 1 inch nailing lip on top and bottom. This method will require 4-drill holes. 2 at the top and 2 at the bottom of each pad, used to attach to the wall. This is a more permanent solution. The panels can be taken down by removing screws holding them in place. This will result in leaving drill holes in the panels nailing lips.

**“U” Channel**



**Hook and Loop**



**INDOOR NON-WOODBACK USE ONLY**

**“U” Channel**

“U” Channel is another option. It requires mounting hardware that will stay in place on the wall. The panels can drop in from the top and this allows for easy mounting of the pads. It is recommended to use a 1 inch nailing lip at the top of the pad for added stability.

**Hook and Loop**

The Hook and Loop method is only for indoor applications. Hook and Loop is sewn onto the removable non-wood backed pad. The opposing hook and loop piece will be attached to the wall for easily installation and movement. Hook and loop fasteners, consist of two components: two lineal fabric strips which are attached to the opposing surfaces to be fastened.



# **Rail Pads-RPG**


Protect your athletes from the hard, sharp edges of rails and other obstructions with rail padding. Padding gives your facility a finished look and added safety. We provide padding for fences, rails, and poles. We also offer custom manufacturing to meet your facility's unique needs. Padding is available in 18 colors and standard and custom

sizes. Logos and text options are a great way to upgrade your venue, advertise, and promote your school and sponsors. Vertical Post Pads and Square Rail Pads are ideal for art work. We offer multiple installation methods including pipe strap and "C" clamp, grommet flaps and hook and loop for easy installation.



## **Rail Pad w/ Grommets - RPG**

Rail pads are grommeted down the sides, used for ease of installation on round railing. Closed cell foam is used to ensure durability. Rail pads are available in 4', 6', 8', 10' sections. Custom sizing is available upon request. Standard pads fit 1-1/2" to 2-1/2" diameter rails.



## **Vertical Post Pad - RPGV**

Covers made with grommets. Standard pads fit 1-1/2" to 2-1/2" diameter rails. Vertical Post Pads are manufactured to your specific needs and sizes. Vertical post pads feature a rectangular design for upright posts. A cleaner look for areas with joining pipes. They are covered in 18 oz coated vinyl.



# Rail Pads



MODEL #	
RPG184.....48" Grommeted	RPG1810.....120" Grommeted
RPG186.....72" Grommeted	RPGSO.....Special Size
RPG188.....96" Grommeted	RPGVSO.....Vertical Pad Special Size






# ***Rail Pads-RPSW***



## **Square Rail Pad - RPSW**

2" Poly foam is used to ensure durability. Square rail pads are available in 4' to 8' sections. Custom sizing is available upon request. Pads are mounted with mending plates & c-clamps. Measurements are taken from the inside of the pads. Inside dimensions of 4" front x 3" top x 3" back make outside dimensions of 8-3/4" front x 10-1/2" top x 6-3/4" back.





**PCAPS****Permanent Corner Covers - PCAP**

Wood backed P-CAPS made with grommets. Sealed on 3 sides with the 4th side attached to the the rail. Standard pads fit 2" to 3" rails. P-CAP Pads are manufactured to your specific needs and sizes. They are covered in 18 oz coated vinyl. Caps can be designed to extend over rail top to accomodate for finials.

***Chain Link Fence Pad***

This specialty pad is 13" wide x 10', 12', or 14' long with grommets every 6". Made with 1" closed cell, high density foam padding and 18 oz. vinyl that comes in a variety of color choices. These can also be made in custom sizes to suit your every need.



# Stadium Pads



STYLE	
non-woodbacked	woodbacked

FOAM		
2" Polyfoam, Standard	3" Polyfoam	4" Polyfoam

VINYL	GRAPHICS
18 oz. coated vinyl	Custom Art



SIZE - HEIGHT		
Standard 4 feet	Standard 8 feet	Custom Size

SIZE - WIDTH		
Standard 2 feet	Standard 4 feet	Custom Size

MOUNTING SYSTEMS		
Direct mount, hardware not provided	Z-Bracket Plastic Brackets	KYD BRACKETS



# Mockup Samples



Mockups are created by the measurements given. Please be as specific as possible when requesting art work. Mockups are broken down into sized pieces and displayed as if it were one solid run of padding.



If a high enough quality image (300 dpi) is provided it is possible to do a rendering of the pads, on the image. There are no measurements provided on this rendering due to the fact this will only provide a general idea of the pads appearance.



As you can see the final product resembles the rendering. Colors and final positioning vary due to screen and quality of photo. A variety of artwork can be applied to the pads from custom logos and infinite color combinations.



# Backstop Pads

## Backstop padding comes in 4 styles:

Wood Backed Padding (WPS)

Wood Backed with “L” shaped top (PSMS)

Non-wood Backed w/ Grommets (EWM)

Non-wood Backed w/ Grommets along with 2’ wide folding sections and 2”-3” foam (BSP)

EWM and WPS series padding can be mounted to brick, concrete, wood or any solid surface, but also easily mounts to any chain link fence. The EWM series has brass grommets at the top and bottom for mounting. The WPS series padding is Wood Backed and is supplied with 1” nailing lips at the top and bottom. Optional “Z” or “U” channel hardware is available for mounting WPS series padding to solid surfaces. Nailing lips are not needed when mounting with “Z” brackets.

---

Attach Backstop padding to your fence to reduce bounce-back and protect your players while adding some school spirit to your field with custom graphic, school name, or mascot. Backstop pads are constructed out of 18 oz. vinyl in a variety of colors. Vent holes at the bottom of all pads allow for water drainage. Custom sizes are available in the WPS, PSMS and EWM series padding. BSPs come standard at 3’ & 4’ height. Widths vary from 6’, 8’, 10,’ to 12’. These are available in 2” and 3” foam. All padding is made in 2 foot folding sections for easy shipping and installation. If there are any questions or concerns about this item it is best to discuss the details of your order with one of our knowledgeable sales advisors.

---



According to **NCAA**, 3” backstop padding is always required. It should be a minimum distance of 25 feet and a maximum distance of 30 feet from home plate. It is recommended that the backstop be vertical and not extend over the playing field. When the backstop is wood, cement, or brick, it is strongly recommended that it be padded from dugout to dugout no higher than 1 foot off the ground and extending to the top of the wood, cement, brick or 6 feet from the ground, whichever is shorter.

# Backstop Pads



VINYL
18 oz. coated vinyl

FOAM		
2" Polyfoam, Standard	3" Polyfoam	4" Polyfoam

SIZE - HEIGHT		
4 feet	8 feet	Custom Size

GRAPHICS
All Custom

SIZE - WIDTH		
2 feet	4 feet	Custom Size





# Goal Post Pads



All of our goal post pads meet NCAA and NFHS safety standards. Heavy-duty, 18 oz. coated vinyl nylon covers. Available in 18 colors plus custom

letters and logos. Solid polyfoam cylinder with a center cut out to match your post. Please provide pole diameter or circumference when ordering.

## Varsity Series Goal Post Pads



Model	Height	O.D.	Units
<b>GPP200</b>	.....6'.....	22".....	1 pair
<b>GPP400</b>	.....6'.....	13".....	1 pair
<b>GPP300</b>	.....6'.....	18".....	1 pair
<b>GPP4007</b>	.....7'.....	13".....	1 pair
<b>GPP3007</b>	.....7'.....	18".....	1 pair

## Pro Series Goal Post Pads



Model	Height	O.D.	Units
<b>GPP201</b>	.....6'.....	22".....	1 pair
<b>GPP401</b>	.....6'.....	13".....	1 pair
<b>GPP301</b>	.....6'.....	18".....	1 pair
<b>GPP4017</b>	.....7'.....	13".....	1 pair
<b>GPP3017</b>	.....7'.....	18".....	1 pair



## Goal Post Pad types

### Traditional

One or two color lettering, tackle twilled onto the pad. Up to 10 letters per pad. Letters and background vinyl available in 18 color options.



### Classic

Printed multi-colored letters and logos. No limit on the amount of colors able to be used with a solid color background in one of our 18 vinyl colors.



### Elite

360° of fully digitally printed graphics with as many colors as you want. The ultimate way to show off your school's brand.



### Square

This unique design allows you to display your team's name or sponsor on all four sides of each pad. Sold in pairs.



## Goal Post Pad Wraps & Caps

### Wrap

Make your old goal post pads look new again. Change them out for one game, or an entire season with the Wrap. A quick and economical way to upgrade your existing pads, or to promote special events. Wraps close using a vertical hook and loop enclosure. Wraps are sold individually.



### Cap

Goal Post Pad Caps are foam padded cap that sits on top of any goal post pad. Custom Diameter by 12 inches tall.



# Indoor applications



VINYL		
14 oz. laminated, fire retardant vinyl	18 oz. coated vinyl	18 oz. coated, fire retardant vinyl

FOAM		
2" to 4" high density 100 lb. polyfoam	2" to 4" 6 lb. bonded foam	2" to 4" fire retardant 100 lb. polyfoam

MOUNTING SYSTEMS		
Direct mount 1" top & bottom Lip	U-Channel	Z-Bracket

Built In House

Installed On-Site



Cutout  
Model #: **CO1**  
Cutout for permanent padding  
Woodbacked

Cutout  
Model #: **CO2**  
Cutout for removable padding  
Non-Woodbacked



Cutout  
Model #: **COI46**  
Cutout for permanent padding  
Woodbacked

## types of indoor pads



**Folding Removable Wall Pads** are the ultimate in flexibility and protection. Hang them on the wall for protection in your gym, or remove the mats and use them on the floor for gym class. Easy to mount, easy to remove. Comes with “U” channel mounting system unless otherwise specified. Folding sections are 2’ wide. Foam comes standard at 4’x6’ to 6’x12.



**Stage Pads** Concrete, wood or metal stages adjacent to athletic surfaces are a danger to anyone in an active sport. Help protect your players from injury while dressing up your gym with beautiful, safe and practical stage pads. Stage pads are easy to mount and custom sizes are available. You can choose between permanent or removable mounting with logos and lettering available. Cut-outs can be provided for access to electrical outlets or other objects. Special pad designs are available.



### Permanently Mounted Stage Mats

- 7/16 inch OSB (Oriented Strand Backing) for strength
- All panels are safety finished (no exposed staples, raw edges or sharp corners)
- 1 inch Mounting lip on top and bottom
- Cutouts available
- Each stage pad is one piece “L” shaped mat



# removable beam pads

## I-Beam



MODEL# IBP23



**Removable I-beam Pads** are designed to cover the sharp edges and faces of steel I-Beams. Constructed with 2 inch or 3 inch polyfoam.

## 3-Sided Pad



MODEL# BP3S2

**Removable 3-Sided Pads** are designed to cover steel or concrete beams, protection on wall beams. Constructed with 2 inch polyfoam.

## Corner Pad




MODEL# RCC2



**Removable 2-Sided Corner Pads** are designed to cover door openings, sharp corners, or angled edges. Constructed with 2 inch polyfoam.

## 4-Sided Post



MODEL# BP4S2

**Removable 4-Sided post** cover any type of rectangle post. Full protection on posts in active areas. Constructed with 2 inch polyfoam.

### Standard Specifications

- Fastens with 2 inch super-hold, Velcro<sup>®</sup> strips down the inside of the pad
- Corresponding 1 inch or 2 inch pressure sensitive, super-hold Velcro<sup>®</sup> strips fasten to the face of the beam
- Heights to fit any beam
- Priced per square foot

### Available Foam Types

2 inch 100 lb. ILD polyfoam  
3 inch 100 lb. ILD polyfoam  
Special foams available

### Available Vinyl Coverings

14 oz. laminated, fire retardant, mildew resistant vinyl (15 colors)  
18 oz. coated, mildew resistant vinyl (18 colors)

	Maroon	Burgundy	Red	Athletic Orange	Tan	Brown	Forest	Kelly	Colombia	Royal	Navy	Purple	Black	Gray	White
14	■	■	■	■	■	■	■	■	■	■	■	■	■	■	■
18	■	■	■	■	■	■	■	■	■	■	■	■	■	■	■
18 FR	■	■	■	■	■	■	■	■	■	■	■	■	■	■	■

## *permanent beam pads*

### Corner Covers & Beam Pad Specifications

- 7/16 inch OSB (Oriented Strand Board) wood backed for strength & durability
- All panels are safety finished -no exposed staples, raw edges or sharp corners
- Offered in your choice of two vinyl coverings and five foam combinations
- 1inch mounting lip on top and bottom
- Manufactured to your specifications
- Priced per square foot

Custom made to fit any area, these specialty covers will protect your athletes and students from sharp, protruding corners and edges.



## *custom padding*



Our **Tower Padding** is made using Non-wood backed with hook and loop series padding, and is ideal for protecting athletes from obstacles on your practice fields. Hazards such as poles, stands and towers into a source of school pride by adding custom logos and lettering.





# Digital Print Pads

**Branding:** Custom Graphics will change the atmosphere in your facility

**Protection:** Padding is manufactured with rebond or polyfoam to help reduce impact and protect athletes

**Materials:** 18 colors available in 14 oz. fire retardant or 18 oz. materials

**Design:** Our team will create mockups for you when provided vector artwork

## Full Color Digitally Printed Wall Panels

Increase your school spirit with these full color digital wall panels. You can use your own photos and artwork or have our art department provide photos, logos, and lettering for maximum impact. Colors and designs are now almost limitless with brilliant inks that will last for years.



## Wall Panel Protective Covers

We **highly recommend** these covers for the protection of your digital and screen printed artwork. They mount directly above your wall panels and can be easily removed and re-mounted.

