

PRODUCT GUIDE

OAKSTREETMFG.COM

(877) 465-4344



Table of Contents

	PAGE
In-House Bench & Booth Vinyl Options	136
Tier I Vinyl Options	142-143
Recommended Booth Layouts	134-135
BENCHES - MADE TO ORDER	
Allen - Unitized steel frame with vinyl seat	167
Bench Dimensions	169
Briar - Vinyl toe kick, wood legs & vinyl seat	167
Olin - Vinyl toe kick with vinyl seat	167
Wyoming - Laminate or engineered oak base with vinyl seat	167
Zearing - Cube shape wrapped in vinyl with a variety of leg options	167
BOOTHS - OUTDOOR - MADE TO ORDER	
In-House Outdoor Booth Vinyl Options	166
Pacific - Exterior powder coated steel frame with marine-grade vinyl seat & back	166
Reef - Exterior powder coated steel frame with steel arm rests, vinyl seat & back	166
BOOTH UPGRADES	
Freight Saver Booth Design	138-139
Steel Booth Bases - Upgrade your traditional toe kicks to durable steel toe kicks	137
BOOTHS - VINYL - MADE TO ORDER TheOakStreetAdvantage	136
Adel - Afton with wood legs	155
Afton - Waldorf with extra thick 11" seat	155
Agency - Afton with black steel legs	155
Alden - Afton with brushed aluminum legs	155
Altoona - Waukee with black steel legs	153
Ambrose - Top stitched seams with updated pillow back	144
Ames - Cornell with black steel legs	150
Anamosa - Simpson with brushed aluminum legs	152
Ankeny - Clarke with black steel legs	145
Asbury - Waldorf with brushed aluminum legs	154
Barnum - Clare with wood legs	159
Bettendorf - Loras with brushed aluminum legs	147
Booth Dimensions	168-169
Booth Offerings	140-141
Britt - Irwin with brushed aluminum legs	160
Burlington - Ottumwa with brushed aluminum legs	151
Burt - Calmar with brushed aluminum legs	157
Calmar - Tipton with extra thick 11" seat	157
Canton - Cornell with wood legs	150
Cantril - Calmar with black steel legs	157
Carson - Calmar with wood legs	157
Clare - Luther with extra thick 11" seat	159
Clarke - Ambrose with "V" accent panel	145
Clinton - Ottumwa with wood legs	151
Clive - Waukee with brushed aluminum legs	153
Collins - Tipton with brushed aluminum legs	156
Cornell - Top & side cap construction with welting	150
Davenport - Clarke with brushed aluminum legs	145
Delmar - Clare with black steel legs	159
Doon - Clare with brushed aluminum legs	159
Drake - Cornell with 6" headroll	162
Edinburgh - Wartburg with wood legs	146
Eldon - Drake with extra thick 11" seat	163
Ellsworth - Simpson with wood legs	152
Farley - Waldorf with black steel legs	154
Garner - Cornell with brushed aluminum legs	150
Gilman - Eldon with wood legs	163
Gladbrook - Eldon with black steel legs	163
Goldfield - Eldon with brushed aluminum legs	163
Grove - Ambrose with brushed aluminum legs	144
Hale - Waldorf with wood legs	154
Hamilton - Ambrose with wood legs	144
Hudson - Luther with brushed aluminum legs	158
Irwin - Luther with wood top/side cap	160
Jesup - Victor with black steel legs	164
Johnston - Ottumwa with black steel legs	151
Kingsley - Irwin with black steel legs	160
Lakota - Drake with black steel legs	162
Langworthy - Wartburg with brushed aluminum legs	146
Lisbon - Luther with black steel legs	158

	PAGE
BOOTHS - VINYL / UPHOLSTERED - MADE TO ORDER (continued)	
Lockridge - Lowden with wood legs	165
Loras - Wartburg with a privacy panel	147
Lowden - Victor with extra thick 11" seat	165
Luther - Cornell with horizontal channelback	158
Marengo - Drake with brushed aluminum legs	162
Marion - Loras with black steel legs	147
Martelle - Simpson with black steel legs	152
Massena - Lowden with black steel legs	165
Mingo - Lowden with brushed aluminum legs	165
Morley - Ambrose with black steel legs	144
Muscatine - Waukee with wood legs	153
Newton - Tipton with wood legs	156
Onslow - Wartburg with black steel legs	146
Ottumwa - Cornell with extra thick 11" seat	151
Palo - Irwin with wood legs	160
Perry - Irwin with extra thick 11" seat	161
Quimby - Victor with wood legs	164
Remsen - Drake with wood legs	162
Ringsted - Perry with wood legs	161
Riverton - Perry with black steel legs	161
Simpson - Cornell with wood top & side cap	152
Slater - Tipton with black steel legs	156
Thayer - Perry with brushed aluminum legs	161
Tipton - Waldorf with wood top/side cap	156
Union Station - Unitized steel frame with vinyl seat & back	166
Urbandale - Loras with wood legs	147
Victor - Drake with wood top/side cap	164
Waldorf - Cornell with vertical channelback	154
Wartburg - Top stitched seams with updated pillow back & extra thick 11" seat	146
Waterloo - Clarke with wood legs	145
Waukee - Simpson with extra thick 11" seat	153
Worthington - Luther with wood legs	158
Yale - Victor with brushed aluminum legs	164
BOOTHS - WOOD / LAMINATE - MADE TO ORDER	
Aristocrat	171
Baldwin	170
Cascade - Unitized steel frame with engineered wood panels	170
Durango	171
Kirkwood	170
Morningside - Laminate seat & panels with vinyl back	170
Reclaimed	171
Shepard	171
CASEWORK	
Cabinets - Made to Order	190
Host/Hostess Stations - Quick Ship	189
Recycling Units - Quick Ship	187
Trash Liners for Oak Street Waste Receptacles - Quick Ship	186
Waiter/Waitress Stations - Quick Ship	188
Waste Receptacles - Made to Order	186
Waste Receptacles - Quick Ship	187
SEATING - CHAIRS & STATIONARY BARSTOOLS - QUICK SHIP	
Amata	81
Aurora	77
Chair & Barstool Parts	132-133
Crossback	64-65
Custom Seat Options	45
Elbow	75
Harbor	76
Jailhouse	72-73
Ladderback - Clear Coat Brass Welds	54-55
Ladderback - Clear Coat Plain Welds	52-53
Ladderback - Metalwood	50-81
Ladderback - Rustic	48-49
Ladderback - Silvervein	56-57
Ladderback - Stackable	60-61
Ladderback - Standard	46-47
Ladderback - Wood Frame	62

California Proposition 65: The State of California believes this catalog has products containing chemicals known to cause cancer and reproductive harm. Please see www.oakstreetmfg.com for California Spec Sheets listing Proposition 65 details.

Table of Contents

	PAGE
SEATING - CHAIRS & STATIONARY BARSTOOLS QUICK SHIP (continued)	
Ladderback - XL	58-59
Navy	79
Outlander	82
Schoolhouse	74
Seats & Backs	44
Smokestack	176
Steel	78
Timber 2.0	80
Verticalback - Metal Frame	66-67
Verticalback - Wood Frame	68
Windowpane	70-71
Wood Back - 5 Line - Black Frame	86-87
Wood Back - 5 Line - Clear Coat Frame	88-89
Wood Back - Bullseye - Black Frame	90-91
Wood Back - Bullseye - Clear Coat Frame	92-93
Wood Back - Kidney - Black Frame	84-85
Wood Back - Plain/Custom - Black Frame	94-95
Wood Back - Plain/Custom - Clear Coat Frame	96-97
Wood Back - Shoreline - Black Frame	98-99
Wood Back - Shoreline - Clear Coat Frame	100-101
XL Brewhouse	177
XL Button Top - Stationary Frame	83
SEATING - PEDESTAL BARSTOOLS QUICK SHIP	
Bucket - American Made	130
Bucket - Cutout Back	130
Bucket - Standard	130
Bucket - Tufted Back	130
Button Top - Slimline	131
Button Top - Standard	131
Button Top - XL	131
Ladderback - Black	126
Ladderback - Clear Coat	126
Verticalback	127
Windowpane	127
Wood Back - 5 Line Black/Clear Coat	128
Wood Back - Bullseye Black/Clear Coat	128
Wood Back - Plain/Custom Black/Clear Coat	129
Wood Back - Shoreline Black/Clear Coat	129
SEATING - SWIVEL BARSTOOLS QUICK SHIP	
Backless - Brushed Aluminum	125
Bucket - American Made	118
Bucket - Cutout Back	117
Bucket - Standard	120
Bucket - Tufted Back	116
Button Top - Slimline	124
Button Top - Standard	122
Button Top - XL	123
Ladderback - Black	104
Ladderback - Clear Coat	105
Verticalback	107
Windowpane	106
Wood Back - 5 Line Black/Clear Coat	108/112
Wood Back - Bullseye Black/Clear Coat	109/113
Wood Back - Plain/Custom Black/Clear Coat	110/114
Wood Back - Shoreline Black/Clear Coat	111/115
SEATING - STACKING/FOLDING CHAIRS QUICK SHIP	
200/1200 series Folding Chairs	103
Banquet Stack	102
Ladderback - Stackable Black Frame	60
Ladderback - Stackable Clear Coat Frame	61
Stack Chair Dolly	102
Standard Stack	102

All specification sheets available in AutoQuotes
or online at www.oakstreetmfg.com

The images in this catalog are for illustrative purposes only. Please note, pictures of products were taken in different light conditions and using various photographic and editing equipment. Computer screens and printing devices have different individual settings that moderate colors and patterns independently. The specifications of vital elements and characteristics of the products are correct, but may be subject to change without notice. Images are indicative of the quality and style of the product specification but may not represent the actual detail of the products as received due to constant improvements introduced by Oak Street Manufacturing in the production of various products. All images and colors are not intended to be relied upon, nor form part of any contract or warranty.

	PAGE
TABLE TOPS MADE TO ORDER TheOakStreetAdvantage	8
3mm - Particle board core with high-pressure laminate top & 3mm PVC edge	14-15
Backwoods - Engineered wood panel construction with specialty wood grain feel laminate top	12-13
Complimentary Laminates & Edges	16-17
Darkwash - Oak faced engineered wood panels with rustic darkwash finish	20
E*Wood	23
FREE FREIGHT Opportunity	9
Fortress - 1/8" core with 2" dropped edge wrapped in hot-rolled clear coat steel & exposed fasteners	24
Inlay - Particle board core with high-pressure laminate top & stained 1/2" nominal wood edge	27
Overlay - Particle board core with high-pressure laminate top & 3mm solid wood edge	26
Pinnacle Decorative Laminates laminate options	10-11
Retro - Particle board core with high-pressure laminate top & rubber rippled t-mold in retro metallic silver	19
Smart Wood - Engineered wood core with 1/4" solid oak edge stained in any in-house stain or color	25
Solid Wood Butcher Block - Solid wood, uniform width staves face glued in continuous pattern	30-31
Solid Wood Plank - Solid wood, uniform width planks glued in continuous pattern	28-29
T-Mold - Particle board core with high-pressure laminate top & rubber t-mold edge	18
Whitewash - Oak faced engineered wood panels with rustic whitewash finish	21
Woodland - Oak faced top finished with 1-5/8" solid wood dropped edge	22
TABLE TOPS QUICK SHIP TheOakStreetAdvantage	4
Two-Sided - 1" thick particle board core with melamine on both sides - available in 3 x 2-sided color options	7
Urban - 2" thick top with high-pressure laminate & NEW echo edge	5
Woodland - Oak faced top finished with 1-5/8" solid wood dropped edge	6
OUTDOOR QUICK SHIP	
Boardwalk Tables, Chairs & Barstools	185
COMP COR Table Tops	172
Diamondback Tables, Chairs & Barstools	184
DURAFINISH Table Bases	174
Jubilee Table & Bench Frames - Made to Order	173
Ladderback Chairs, Stackable Chairs & Barstools	175
Navy Chairs & Barstools	182
Olympus Chairs & Barstools	178
Rainier Armchairs	179
Rattan Chairs & Barstools	175
Slatback Chairs	182
Smokestack Tolix Chairs & Barstools	176
Teak Tables & Chairs	183
Teton Chairs & Barstools	180
Umbrella Bases	174
Vida Chairs & Barstools	181
XL Brewhouse Tolix Chairs & Barstools	177
TABLE BASES QUICK SHIP	
Black Stamped Steel Table Bases	34
Bolt Down Table Bases	40
Cantilevers & Pin Legs	41
Chrome Plated Stamped Steel Table Bases	35
Community Bases - A-Frame - Quick Ship	33
Community Bases - Harvest Frame - Made to Order	32
Community Bases - Square Frame - Quick Ship	33
Folding Table Bases	36-37
Footrings & Purse Hooks	42
Grout In Table Bases	41
NOROCK Self-Stabilizing Table Bases	35
Suggested Applications for Table Tops	38-39
Table Base Parts & Glides	43
WORKING WITH OAK STREET	
Accepting Freight	191
ADA Rules & Guidelines	196
In-House Booth Vinyl Colors	198
In-House Chair & Barstool Vinyl Colors	198
In-House Wood Stains & Colors - for booths, E*Wood, Inlay & Overlay table tops	199
Laminate Care Instructions	197
Recommended Chair & Table Setup	194
Recommended Seating Capacity per Table Size	195
Terms & Conditions	192-193
Vinyl/Upholstery Care Instructions	197
Wood Care Instructions - for E*Wood, Inlay, Overlay, Smart Wood, Solid Wood & Woodland tops	199

Table Tops - Quick Ship

The Oak Street Advantage

Oak Street leads the industry with research and development. Always expanding our product lines and options. We have strong partnerships with international suppliers to offer high-quality, consistent products at an affordable price and with minimal supply shortages. Oak Street strives to provide trending and traditional offerings to cater to all.

Oak Street also firmly believes in innovation, advancing technology and automation, which increases and improves our manufacturing capabilities and product offerings while reducing costs. This allows Oak Street more quick ship options that are Made in the USA - right in the Midwest - for a nationwide shipping presence.

Our quick ship table tops boast:

- 10+ quick ship table top styles with 20+ color options
- 20 common size offerings
- Multiple thicknesses choices
- Many complementing 'made to order' table top options to fill non-common quick ship sizing needs

Urban




Two Sided



Woodland 



Weathered Barnwood



Natural Heartwood



Onyx




Toasted Birch



Vintage Autumn



Toasted Birch



Weathered Barnwood



2" overall thickness

Thermally fused laminate on both sides

Features coordinating 2mm PVC edge

For indoor use only

All tops boxed

Table tops over 48" subject to a crate fee per pallet (fee/service optional on 3rd party shipments)

Table Size	Vintage Autumn Part #	Natural Heartwood Part #	Onyx Part #	Weathered Barnwood Part #	Toasted Birch Part #	Approx. Weight
24" x 24"	UB2424-VA	UB2424-NH	UB2424-ON	UB2424-WB	UB2424-TB	21 lbs
24" x 30"	UB2430-VA	UB2430-NH	UB2430-ON	UB2430-WB	UB2430-TB	27 lbs
30" x 30"	UB3030-VA	UB3030-NH	UB3030-ON	UB3030-WB	UB3030-TB	33 lbs
30" x 42"	UB3042-VA	UB3042-NH	UB3042-ON	UB3042-WB	UB3042-TB	46 lbs
30" x 48"	UB3048-VA	UB3048-NH	UB3048-ON	UB3048-WB	UB3048-TB	53 lbs
30" x 60"	UB3060-VA	UB3060-NH	UB3060-ON	UB3060-WB	UB3060-TB	66 lbs
30" x 72"	UB3072-VA	UB3072-NH	UB3072-ON	UB3072-WB	UB3072-TB	79 lbs
36" x 36"	UB3636-VA	UB3636-NH	UB3636-ON	UB3636-WB	UB3636-TB	48 lbs
24" Round	UB24R-VA	UB24R-NH	UB24R-ON	UB24R-WB	UB24R-TB	17 lbs
30" Round	UB30R-VA	UB30R-NH	UB30R-ON	UB30R-WB	UB30R-TB	26 lbs
36" Round	UB36R-VA	UB36R-NH	UB36R-ON	UB36R-WB	UB36R-TB	38 lbs

Woodland



*The look & feel of solid wood
at a fraction of the price!*

Clear Coat

Dark Walnut



Table Size	Clear Coat Part #	Dark Walnut Part #	Approx. Weight
24" x 24"	WDL2424-OCC	WDL2424-ODW	15 lbs
24" x 30"	WDL2430-OCC	WDL2430-ODW	18 lbs
30" x 30"	WDL3030-OCC	WDL3030-ODW	22 lbs
30" x 42"	WDL3042-OCC	WDL3042-ODW	31 lbs
30" x 48"	WDL3048-OCC	WDL3048-ODW	36 lbs
30" x 60"	WDL3060-OCC	WDL3060-ODW	44 lbs
30" x 72"	WDL3072-OCC	WDL3072-ODW	53 lbs
36" x 36"	WDL3636-OCC	WDL3636-ODW	32 lbs

- 1" red oak faced table top finished with a 1-5/8" solid wood dropped edge
- Stocked sizes available in Clear Coat or Dark Walnut
 - Non-stocked sizes and any in-house stain option available made-to-order
- For indoor use only
- All tops boxed

ADDITIONAL INFORMATION

- Non-standard sizes carry a setup fee per size
- Orders with less than 4 tops incur a small order fee
- Pre-drilled tops for Oak Street bases available for an upcharge per table
- Table tops over 48" subject to a crate fee per pallet (fee/service optional on 3rd party shipments)




Due to the nature of the product, clear coats may experience some discoloration over time.



Mahogany/Black - Black T-Mold



Black T-Mold
used for
Mahogany/Black & Cherry/Natural



Brown T-Mold
used for
Oak/Walnut



- 1" thick, 45 lb industrial grade particle board
- Thermally fused melamine on both sides
- Edged with 2mm high quality extruded rubber t-mold
- 3" radius corners standard on non-round tops
- CARB-Compliant Phase 2 in California
- For indoor use only | All tops boxed

Oak/Walnut - Brown T-Mold



ADDITIONAL INFORMATION

- Non-standard sizes carry a setup fee per size
- Orders with less than 4 tops incur a small order fee
- Pre-drilled tops for Oak Street bases available for an upcharge per table
- Table tops over 48" subject to a crate fee per pallet (fee/service optional on 3rd party shipments)

Cherry/Natural - Black T-Mold



Table Size	Mahogany/Black Part #	Oak/Walnut Part #	Cherry/Natural Part #	Approx. Weight
18" x 18"			CN1818	9 lbs
24" x 24"	MB2424	OW2424		15 lbs
24" x 30"	MB2430	OW2430		19 lbs
24" x 42"	MB2442	OW2442		26 lbs
30" x 30"	MB3030	OW3030		24 lbs
30" x 42"	MB3042	OW3042	CN3042	33 lbs
30" x 48"	MB3048	OW3048		37 lbs
30" x 60"	MB3060	OW3060	CN3060	47 lbs
30" x 72"	MB3072	OW3072	CN3072	56 lbs
36" x 36"	MB3636	OW3636		34 lbs
42" x 42"	MB4242	OW4242		46 lbs
48" x 48"	MB4848	OW4848		60 lbs
24" Round	MB24R	OW24R	CN24R	12 lbs
30" Round	MB30R	OW30R	CN30R	19 lbs
36" Round	MB36R	OW36R		27 lbs
42" Round	MB42R	OW42R	CN42R	36 lbs
48" Round	MB48R	OW48R		47 lbs
60" Round	MB60R	OW60R	OB60R (Oak/Black)	73 lbs
36" x 36" Flip to 51" Round	MB3636FLIP51BLK			60 lbs
36" x 36" Flip to 51" Round	MB3636FLIP51MH			60 lbs

Table Tops - Made to Order

The Oak Street Advantage

With the latest manufacturing equipment and state of the art automation processes, Oak Street has the capabilities to handle any project - large or small.

Oak Street firmly believes in innovation, advancing technology and automation, which allows our manufacturing capabilities and product offerings to increase and improve while reducing costs.

- 20+ table top styles
- 25 common size offerings
 - Unlimited custom size capabilities
- 20+ in-house stain options with endless custom stain capabilities
- Unmatched precision and consistency
- Industry standard lead times
- Customizations are endless - from large to small



FREE FREIGHT!

on Table Tops using:

PINNACLE
DECORATIVE LAMINATES

150+ decors to choose from!

3mm PVC



Fortress



Inlay



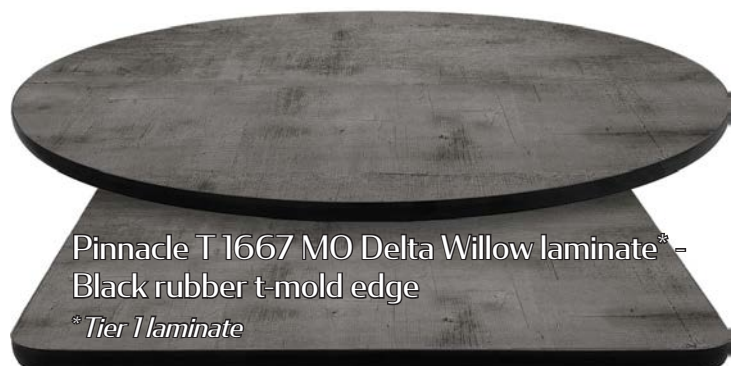
Overlay



Retro T-Mold



Rubber T-Mold



- Free freight applies to table top portion of order only.
- Promotion length subject to cease without warning.

- Pinnacle Decorative Laminates brand laminate must be used.
- Table top portion of order must exceed \$1,000 to be eligible.



C 11 SF	C 99 SF	C 615 SF	C 861 SF	C 619 SF	C 12 SF	C 507 SF	C 506 SF
T 114 SF	C 30 SF	C 25 SF	T 215 SF	C 19 SF	C 628 SF	C 13 SF	C 611 SF
C 23 SF	C 451 SF	C 22 SF	C 871 SF	C 15 SF	C 347 SF	C 456 SF	C 14 SF
T 1562 LN	T 1561 LN	C 538 SF	C 537 SF	C 124 SF	C 542 SF	C 541 SF	C 540 SF
T 463 CC	T 462 CC	T 461 CC	C 305 SF	T 1358 GM	T 1357 GM	T 1513 GM	T 1512 GM
T 1193 CRYSTAL Z+PM	T 1196 CRYSTAL Z+PM	T 1177 CRYSTAL Z+PM	T 1198 CRYSTAL Z+PM	T 1197 CRYSTAL Z+PM	T 1129 CRYSTAL Z+PM	C 481 SF	C 480 SF
C 498 MR	C 289 MR	C 497 MR	T 528 SM	T 529 SM		T 8003 NM	
C 654 MR	T 1214 MR	T 1214 SF	C 461 MR	C 462 MR	T 75 SF	T 76 SF	T 77 SF
T 1521 OR	C 924 SF	C 926 SF	C 927 SF	C 671 MR	C 659 SF	C 687 LM	C 658 SF
C 479 GM	C 478 GM	C 337 MR					

Definitions of finish code suffixes are as follows:

- SF - standard/matte finish
- MO - wood grain finish
- MR - gloss finish
- SM - satin finish
- LN - tweed finish
- LM - slate finish
- OR - concrete finish
- CZ+PM - diamond finish
- MRF - flecked gloss finish
- CC - fiber finish
- GM - linen finish
- BC - stone finish
- MT - metallic finish
- NM - no marks finish





Backwoods

Table Tops - Made to Order

Roble



Smoked Oak



Barn Wood Gray



Stormy Skies



Gun Powder



Natural Bamboo



Roble



Smoked Oak



Barn Wood Gray



Stormy Skies



Gun Powder



Natural Bamboo



Backwoods



- Particle board construction with durable laminate top
- Specialty laminate has the look & feel of wood grain
- BW1 tops: 1-1/8" nominal thickness
- BW2 tops: 1-1/8" nominal core + 7/8" nominal dropped edge = 2" overall edge thickness
- Coordinating 3mm thick PVC edge
- Each top created & hand finished to order
- For indoor use only | All tops boxed
- Table tops over 48" subject to a crate fee per pallet (fee/service optional on 3rd party shipments)


ADDITIONAL INFORMATION

- Non-standard sizes carry a setup fee per size
- Orders with less than 4 tops incur a small order fee
- Pre-drilled tops for Oak Street bases available for an upcharge per table

Smoked Oak



Roble



Gun Powder



Stormy Skies



Barn Wood Gray



Natural Bamboo



Table Size	BW1 Part #	Approx. Weight	BW2 Part #	Approx. Weight
24" x 24"	BW1-2424	15 lbs	BW2-2424	17 lbs
24" x 30"	BW1-2430	18 lbs	BW2-2430	21 lbs
24" x 42"	BW1-2442	25 lbs	BW2-2442	29 lbs
24" x 48"	BW1-2448	29 lbs	BW2-2448	33 lbs
24" x 60"	BW1-2460	36 lbs	BW2-2460	42 lbs
24" x 72"	BW1-2472	43 lbs	BW2-2472	50 lbs
24" x 96"	BW1-2496	57 lbs	BW2-2496	66 lbs
30" x 30"	BW1-3030	22 lbs	BW2-3030	26 lbs
30" x 42"	BW1-3042	31 lbs	BW2-3042	36 lbs
30" x 48"	BW1-3048	36 lbs	BW2-3048	42 lbs
30" x 60"	BW1-3060	44 lbs	BW2-3060	52 lbs
30" x 72"	BW1-3072	53 lbs	BW2-3072	62 lbs
30" x 96"	BW1-3096	71 lbs	BW2-3096	83 lbs
36" x 36"	BW1-3636	32 lbs	BW2-3636	37 lbs
36" x 48"	BW1-3648	43 lbs	BW2-3648	50 lbs
36" x 60"	BW1-3660	53 lbs	BW2-3660	62 lbs
36" x 72"	BW1-3672	64 lbs	BW2-3672	74 lbs
42" x 42"	BW1-4242	44 lbs	BW2-4242	51 lbs
48" x 48"	BW1-4848	57 lbs	BW2-4848	66 lbs
24" Round	BW1-24R	12 lbs	BW2-24R	13 lbs
30" Round	BW1-30R	18 lbs	BW2-30R	21 lbs
36" Round	BW1-36R	25 lbs	BW2-36R	30 lbs
42" Round	BW1-42R	34 lbs	BW2-42R	40 lbs
48" Round	BW1-48R	45 lbs	BW2-48R	52 lbs



Roble



Barn Wood Gray





3mm



Table Size	Part #	Approx. Weight
24" x 24"	3MM2424	23 lbs
24" x 30"	3MM2430	28 lbs
24" x 42"	3MM2442	40 lbs
24" x 48"	3MM2448	45 lbs
24" x 60"	3MM2460	56 lbs
24" x 72"	3MM2472	68 lbs
24" x 96"	3MM2496	90 lbs
30" x 30"	3MM3030	35 lbs
30" x 42"	3MM3042	49 lbs
30" x 48"	3MM3048	56 lbs
30" x 60"	3MM3060	70 lbs
30" x 72"	3MM3072	84 lbs
30" x 96"	3MM3096	112 lbs
36" x 36"	3MM3636	51 lbs
36" x 48"	3MM3648	68 lbs
36" x 60"	3MM3660	84 lbs
36" x 72"	3MM3672	101 lbs
42" x 42"	3MM4242	69 lbs
48" x 48"	3MM4848	90 lbs
24" Round	3MM24R	18 lbs
30" Round	3MM30R	28 lbs
36" Round	3MM36R	40 lbs
42" Round	3MM42R	54 lbs
48" Round	3MM48R	71 lbs
60" Round	3MM60R	110 lbs

- 1-1/4" thick, 45 lb industrial grade particle board with high-pressure laminate
- Edged with 3mm PVC
- List pricing based on Tier 1 Pinnacle & standard Formica -58 & -43 finish laminates - upcharge for Wilsonart & Tier 2+ Pinnacle & Formica laminates
- ALSO OFFERING in-house laminate options with matching 3mm edge (standard list pricing - no upcharge!) - *shown above*
- In-house solid color 3mm edge include: white, taupe, smoke, nubian brown & black - *shown below*
- Custom matching laminates & matching edges available for an upcharge
- For indoor use only | All tops boxed

ADDITIONAL INFORMATION

- Non-standard sizes carry a setup fee per size
- Orders with less than 4 tops incur a small order fee
- Pre-drilled tops for Oak Street bases available for an upcharge per table
- Table tops over 48" subject to a crate fee per pallet (fee/service optional on 3rd party shipments)


Nubian Brown



Taupe



Black



Smoke



White





3mm

Table Tops - Made to Order



Formica Planked Urban Oak
9312-58



Formica Elemental Concrete
8830-58



Formica Black Walnut
3485-58



Formica Carrara Bianco
6696-58



Formica Natural Maple (shown)
756-58

More laminate options available -
view at bit.ly/osmlaminates



Complementary Laminates + Edges



HW Smoke
Rubber T-Mold



B-Brown
Rubber T-Mold



Smoke
3mm PVC



Nubian Brown
3mm PVC



It's recommended to order samples of laminate & edge choice prior to order.

The images are a representation only & are not intended to provide a perfect match to the actual product.

PINNACLE DECORATIVE LAMINATES


Laminates shown are complementary to the associated edge color options.

Any available laminate can be ordered with any edge color option.

HW Taupe
Rubber T-Mold



White
Rubber T-Mold



Taupe
3mm PVC



White
3mm PVC





Complementary Laminates + Edges

Black Rubber T-Mold



Pinnacle CZ+PM 1177 Black Diamond



Pinnacle C 641 MR Ashen Marble




Pinnacle C 495 MR Black Pearl

HW Brown Rubber T-Mold



Pinnacle C 659 SF Oxidized Slate



Pinnacle T 1567 MO White River Birch



Pinnacle C 305 SF Espresso Twist



Black 3mm PVC



Pinnacle C 637 BC Brooklyn Light



Pinnacle C 687 LM Mandu Slate



Pinnacle T S 001 MT Steel Metallic



Pinnacle C 164 MO Rustic Oak



Pinnacle C 462 MR Mocha Marble



Pinnacle C 642 SF Vintage Oak




Pinnacle C 498 MR Gray Flora



Pinnacle T 1667 MO Delta Willow



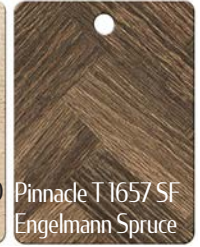
Pinnacle T 1534 MO Sierra Dogwood



Pinnacle C 477 MO Locust Wood



Pinnacle T 1666 MO Coronado Oak



Pinnacle T 1657 SF Engelmann Spruce

It's recommended to order samples of laminate & edge choice prior to order.

The images are a representation only & are not intended to provide a perfect match to the actual product.

PINNACLE DECORATIVE LAMINATES

Laminates shown are complementary to the associated edge color options.

Any available laminate can be ordered with any edge color option.

HW Platinum Rubber T-Mold



Pinnacle C 404 SF Snow Painted Metal



Pinnacle T 1538 MT Flecked Quartz



Pinnacle C 671 MR Copper Slate

HW Greystone Rubber T-Mold



Pinnacle T 669 SF Maremma



Pinnacle T 529 SM Dove Herringbone



Pinnacle T 522 MO Ponderosa Pine



Pinnacle C 478 GM Light Crystal Concrete



Pinnacle C 480 SF Gray Washed Tweed



Pinnacle C 656 SF Montpelier



Pinnacle C 469 MO Potent Ash



Pinnacle C 537 SF Light Filament



Pinnacle C 494 MR Gray Pearl



Pinnacle C 13 MRF Frost Pearl



Pinnacle T 1546 MO Shawnee Beech



Pinnacle T 1214 SF Modern Marble



Pinnacle C 541 SF Khadim Twist



Pinnacle C 479 GM Dark Crystal Concrete



Pinnacle C 461 MR Ashen Marble



T-Mold

- 1-1/4" thick, 45 lb industrial grade particle board with high-pressure laminate
- 3" radius corners standard
- Edged with high-quality rubber t-mold in choice of in-house colors (shown below)
- List pricing based on Tier 1 Pinnacle & standard Formica -58 & -43 finish laminates - upcharge for Wilsonart & Tier 2+ Pinnacle & Formica laminates
- Additional laminates, including Nevamar & Pionite available for an upcharge
- For indoor use only | All tops boxed

More laminate options available - view at bit.ly/osmlaminates



Table Size	Part #	Approx. Weight
24" x 24"	CTM2424	23 lbs
24" x 30"	CTM2430	28 lbs
24" x 42"	CTM2442	40 lbs
24" x 48"	CTM2448	45 lbs
24" x 60"	CTM2460	56 lbs
24" x 72"	CTM2472	68 lbs
24" x 96"	CTM2496	90 lbs
30" x 30"	CTM3030	35 lbs
30" x 42"	CTM3042	49 lbs
30" x 48"	CTM3048	56 lbs
30" x 60"	CTM3060	70 lbs
30" x 72"	CTM3072	84 lbs
30" x 96"	CTM3096	112 lbs
36" x 36"	CTM3636	51 lbs
36" x 48"	CTM3648	68 lbs
36" x 60"	CTM3660	84 lbs
36" x 72"	CTM3672	101 lbs
42" x 42"	CTM4242	69 lbs
48" x 48"	CTM4848	90 lbs
24" Round	CTM24R	18 lbs
30" Round	CTM30R	28 lbs
36" Round	CTM36R	40 lbs
42" Round	CTM42R	54 lbs
48" Round	CTM48R	71 lbs
60" Round	CTM60R	110 lbs



Retro T-Mold

Table Tops - Made to Order

- 1-1/4" thick, 45 lb industrial grade particle board with high-pressure laminate
- 3" radius corners standard
- Edged with high-quality rubber rippled t-mold in metallic silver (shown below)
- List pricing based on Tier 1 Pinnacle & standard Formica -58 & -43 finish laminates - upcharge for Wilsonart & Tier 2+ Pinnacle & Formica laminates
- Additional laminates, including Nevamar & Pionite available for an upcharge
- For indoor use only | All tops boxed



More laminate options available - view at bit.ly/osmlaminates

Table Size	Part #	Approx. Weight
24" x 24"	RT2424	23 lbs
24" x 30"	RT2430	28 lbs
24" x 42"	RT2442	40 lbs
24" x 48"	RT2448	45 lbs
24" x 60"	RT2460	56 lbs
24" x 72"	RT2472	68 lbs
24" x 96"	RT2496	90 lbs
30" x 30"	RT3030	35 lbs
30" x 42"	RT3042	49 lbs
30" x 48"	RT3048	56 lbs
30" x 60"	RT3060	70 lbs
30" x 72"	RT3072	84 lbs
30" x 96"	RT3096	112 lbs
36" x 36"	RT3636	51 lbs
36" x 48"	RT3648	68 lbs
36" x 60"	RT3660	84 lbs
36" x 72"	RT3672	101 lbs
42" x 42"	RT4242	69 lbs
48" x 48"	RT4848	90 lbs
24" Round	RT24R	18 lbs
30" Round	RT30R	28 lbs
36" Round	RT36R	40 lbs
42" Round	RT42R	54 lbs
48" Round	RT48R	71 lbs
60" Round	RT60R	110 lbs



Darkwash

- Reclaimed look with consistent performance
- Oak faced veneer stained in choice of stain/color then distressed and lastly a clear coat finish is applied
- CDE tops: 1-1/8" nominal thickness
- CDP tops: 1-1/8" nominal core + 7/8" nominal dropped edge = 2" overall edge thickness
- Edge profile options: Waterfall, Eased or Bullnose
- For indoor use only
- All tops boxed
- Table tops over 48" subject to a crate fee per pallet (fee/service optional on 3rd party shipments)



ADDITIONAL INFORMATION

- Non-standard sizes carry a setup fee per size
- Orders with less than 4 tops incur a small order fee
- Pre-drilled tops for Oak Street bases available for an upcharge per table


Walnut Dye



Black Dye



Table Size	~1-1/8" Part #	Approx. Weight	~2" Part #	Approx. Weight
24" x 24"	CDE2424	15 lbs	CDP2424	17 lbs
24" x 30"	CDE2430	18 lbs	CDP2430	21 lbs
24" x 42"	CDE2442	25 lbs	CDP2442	29 lbs
24" x 48"	CDE2448	29 lbs	CDP2448	33 lbs
24" x 60"	CDE2460	36 lbs	CDP2460	42 lbs
24" x 72"	CDE2472	43 lbs	CDP2472	50 lbs
24" x 96"	CDE2496	57 lbs	CDP2496	66 lbs
30" x 30"	CDE3030	22 lbs	CDP3030	26 lbs
30" x 42"	CDE3042	31 lbs	CDP3042	36 lbs
30" x 48"	CDE3048	36 lbs	CDP3048	42 lbs
30" x 60"	CDE3060	44 lbs	CDP3060	52 lbs
30" x 72"	CDE3072	53 lbs	CDP3072	62 lbs
30" x 96"	CDE3096	71 lbs	CDP3096	83 lbs
36" x 36"	CDE3636	32 lbs	CDP3636	37 lbs
36" x 48"	CDE3648	43 lbs	CDP3648	50 lbs
36" x 60"	CDE3660	53 lbs	CDP3660	62 lbs
36" x 72"	CDE3672	64 lbs	CDP3672	74 lbs
42" x 42"	CDE4242	44 lbs	CDP4242	51 lbs
48" x 48"	CDE4848	57 lbs	CDP4848	66 lbs
24" Round	CDE24R	12 lbs	CDP24R	13 lbs
30" Round	CDE30R	18 lbs	CDP30R	21 lbs
36" Round	CDE36R	25 lbs	CDP36R	30 lbs
42" Round	CDE42R	34 lbs	CDP42R	40 lbs
48" Round	CDE48R	45 lbs	CDP48R	52 lbs

 Please be aware that the rustic construction of this product lends itself to small voids. Because these hardwood veneers are a product of nature, each piece will have a variation in how it accepts the finishing process.






Whitewash

Table Tops - Made to Order

Black Dye Whitewash



Traditional Mahogany Whitewash



Clear Coat Whitewash



- Reclaimed look with consistent performance
- Each top created and hand finished to order
- Oak faced veneer stained in choice of stain/color then whitewashed & lastly a clear coat finish is applied
- WWE tops: ~1-1/8" thickness
- WWP tops: ~1-1/8" core + ~7/8" dropped edge = ~2" overall edge thickness
- Edge profile options: Waterfall, Eased or Bullnose (shown pg. 50)
- For indoor use only
- All tops boxed
- Table tops over 48" subject to a crate fee per pallet (fee/service optional on 3rd party shipments)

ADDITIONAL INFORMATION

- Non-standard sizes carry a setup fee per size
- Orders with less than 4 tops incur a small order fee
- Pre-drilled tops for Oak Street bases available for an upcharge



Please be aware that the rustic construction of this product lends itself to small voids.

Because these hardwood veneers are a product of nature, each piece will have a variation in how it accepts the finishing process.

Eased

Bullnose

Waterfall



Table Size	~1-1/8" Part #	Approx. Weight	~2" Part #	Approx. Weight
24" x 24"	WWE2424	15 lbs	WWP2424	17 lbs
24" x 30"	WWE2430	18 lbs	WWP2430	21 lbs
24" x 42"	WWE2442	25 lbs	WWP2442	29 lbs
24" x 48"	WWE2448	29 lbs	WWP2448	33 lbs
24" x 60"	WWE2460	36 lbs	WWP2460	42 lbs
24" x 72"	WWE2472	43 lbs	WWP2472	50 lbs
24" x 96"	WWE2496	57 lbs	WWP2496	66 lbs
30" x 30"	WWE3030	22 lbs	WWP3030	26 lbs
30" x 42"	WWE3042	31 lbs	WWP3042	36 lbs
30" x 48"	WWE3048	36 lbs	WWP3048	42 lbs
30" x 60"	WWE3060	44 lbs	WWP3060	52 lbs
30" x 72"	WWE3072	53 lbs	WWP3072	62 lbs
30" x 96"	WWE3096	71 lbs	WWP3096	83 lbs
36" x 36"	WWE3636	32 lbs	WWP3636	37 lbs
36" x 48"	WWE3648	43 lbs	WWP3648	50 lbs
36" x 60"	WWE3660	53 lbs	WWP3660	62 lbs
36" x 72"	WWE3672	64 lbs	WWP3672	74 lbs
42" x 42"	WWE4242	44 lbs	WWP4242	51 lbs
48" x 48"	WWE4848	57 lbs	WWP4848	66 lbs
24" Round	WWE24R	12 lbs	WWP24R	13 lbs
30" Round	WWE30R	18 lbs	WWP30R	21 lbs
36" Round	WWE36R	25 lbs	WWP36R	30 lbs
42" Round	WWE42R	34 lbs	WWP42R	40 lbs
48" Round	WWE48R	45 lbs	WWP48R	52 lbs

Whitewash



Woodland

Table Tops - Made to Order



- 1" red oak faced table top finished with a 1-5/8" solid wood dropped edge
- Available in any in-house stain or color (custom stain available for an upcharge) - specify stain
 - Some sizes stocked in Clear Coat & Dark Walnut - see Quick Ship Tops
- Custom and/or non-standard sizes available for an upcharge per size & lead time
- Eased edge profile | For indoor use only | All tops boxed

ADDITIONAL INFORMATION


- Non-standard sizes carry a setup fee per size
- Orders with less than 4 tops incur a small order fee
- Pre-drilled tops for Oak Street bases available for an upcharge per table
- Table tops over 48" subject to a crate fee per pallet (fee/service optional on 3rd party shipments)

Eased

Table Size	Part #	Approx. Weight
24" x 24"	WDL2424	15 lbs
24" x 30"	WDL2430	18 lbs
24" x 42"	WDL2442	25 lbs
24" x 48"	WDL2448	29 lbs
24" x 60"	WDL2460	36 lbs
24" x 72"	WDL2472	43 lbs
24" x 96"	WDL2496	57 lbs
30" x 30"	WDL3030	22 lbs
30" x 42"	WDL3042	31 lbs
30" x 48"	WDL3048	36 lbs
30" x 60"	WDL3060	44 lbs
30" x 72"	WDL3072	53 lbs
30" x 96"	WDL3096	71 lbs
36" x 36"	WDL3636	32 lbs
36" x 48"	WDL3648	43 lbs
36" x 60"	WDL3660	53 lbs
36" x 72"	WDL3672	64 lbs
42" x 42"	WDL4242	44 lbs
48" x 48"	WDL4848	57 lbs
36" Round	WDL36R	25 lbs
42" Round	WDL42R	34 lbs
48" Round	WDL48R	45 lbs
60" Round	WDL60R	70 lbs



Woodland





- The look of solid wood with consistent, uniform strength.
- Resistant to warping, cracking & splitting
- Engineered wood panels available in Oak facing
- Available in any in-house stain or color (custom stain available for an upcharge)
- Custom and/or non-standard sizes available for an upcharge per size
- EEO tops: 1-1/8" nominal thickness
- EPO tops: 1-1/8" nominal core + 7/8" nominal dropped edge = 2" overall edge thickness
- Edge profile options: Waterfall, Eased or Bullnose | For indoor use only | All tops boxed



Table Size	1" Oak Part #	Approx. Weight	2" Oak Part #	Approx. Weight
24" x 24"	EE02424	15 lbs	EPO2424	17 lbs
24" x 30"	EE02430	18 lbs	EPO2430	21 lbs
24" x 42"	EE02442	25 lbs	EPO2442	29 lbs
24" x 48"	EE02448	29 lbs	EPO2448	33 lbs
24" x 60"	EE02460	36 lbs	EPO2460	42 lbs
24" x 72"	EE02472	43 lbs	EPO2472	50 lbs
24" x 96"	EE02496	57 lbs	EPO2496	66 lbs
30" x 30"	EE03030	22 lbs	EPO3030	26 lbs
30" x 42"	EE03042	31 lbs	EPO3042	36 lbs
30" x 48"	EE03048	36 lbs	EPO3048	42 lbs
30" x 60"	EE03060	44 lbs	EPO3060	52 lbs
30" x 72"	EE03072	53 lbs	EPO3072	62 lbs
30" x 96"	EE03096	71 lbs	EPO3096	83 lbs
36" x 36"	EE03636	32 lbs	EPO3636	37 lbs
36" x 48"	EE03648	43 lbs	EPO3648	50 lbs
36" x 60"	EE03660	53 lbs	EPO3660	62 lbs
36" x 72"	EE03672	64 lbs	EPO3672	74 lbs
42" x 42"	EE04242	44 lbs	EPO4242	51 lbs
48" x 48"	EE04848	57 lbs	EPO4848	66 lbs
24" Round	EE024R	12 lbs	EPO24R	13 lbs
30" Round	EE030R	18 lbs	EPO30R	21 lbs
36" Round	EE036R	25 lbs	EPO36R	30 lbs
42" Round	EE042R	34 lbs	EPO42R	40 lbs
48" Round	EE048R	45 lbs	EPO48R	52 lbs
60" Round	EE060R	70 lbs	EPO60R	81 lbs





Fortress

- 1-1/8" nominal core edged in 2" hot rolled, clear coat 11 gauge steel with exposed fasteners
- Random buffed edge
- Laminate list pricing includes up to Tier 3 Pinnacle, Formica & Wilsonart laminates
- For indoor use only
- Table tops over 48" subject to a crate fee per pallet (fee/service optional on 3rd party shipments)
- Fortress Wood features Oak faced veneer in any in-house stain or color
- All tops boxed



Formica 3485-58 Black Walnut laminate*
*Tier 1 laminate

Fortress Laminate



American Walnut on Oak

Fortress Wood



Formica 6477-58 Seasoned Planked Elm laminate*
*Tier 1 laminate

Cherry on Oak

Fortress Darkwash



Walnut Dye

Fortress Whitewash



Black

Black Dye

Clear Coat

Table Size	Laminate Part #	Wood Part #	Darkwash Part #	Whitewash Part #	Approx. Weight
24" x 24"	FT2424-L	FT2424-E	FT2424-CD	FT2424-WW	20 lbs
24" x 30"	FT2430-L	FT2430-E	FT2430-CD	FT2430-WW	24 lbs
24" x 42"	FT2442-L	FT2442-E	FT2442-CD	FT2442-WW	34 lbs
24" x 48"	FT2448-L	FT2448-E	FT2448-CD	FT2448-WW	39 lbs
24" x 60"	FT2460-L	FT2460-E	FT2460-CD	FT2460-WW	48 lbs
24" x 72"	FT2472-L	FT2472-E	FT2472-CD	FT2472-WW	58 lbs
24" x 96"	FT2496-L	FT2496-E	FT2496-CD	FT2496-WW	77 lbs
30" x 30"	FT3030-L	FT3030-E	FT3030-CD	FT3030-WW	30 lbs
30" x 42"	FT3042-L	FT3042-E	FT3042-CD	FT3042-WW	42 lbs
30" x 48"	FT3048-L	FT3048-E	FT3048-CD	FT3048-WW	48 lbs
30" x 60"	FT3060-L	FT3060-E	FT3060-CD	FT3060-WW	60 lbs
30" x 72"	FT3072-L	FT3072-E	FT3072-CD	FT3072-WW	72 lbs
30" x 96"	FT3096-L	FT3096-E	FT3096-CD	FT3096-WW	96 lbs
36" x 36"	FT3636-L	FT3636-E	FT3636-CD	FT3636-WW	44 lbs
36" x 48"	FT3648-L	FT3648-E	FT3648-CD	FT3648-WW	58 lbs
36" x 60"	FT3660-L	FT3660-E	FT3660-CD	FT3660-WW	72 lbs
36" x 72"	FT3672-L	FT3672-E	FT3672-CD	FT3672-WW	87 lbs
42" x 42"	FT4242-L	FT4242-E	FT4242-CD	FT4242-WW	59 lbs
48" x 48"	FT4848-L	FT4848-E	FT4848-CD	FT4848-WW	77 lbs
30" Round	FT30R-L	FT30R-E	FT30R-CD	FT30R-WW	24 lbs
36" Round	FT36R-L	FT36R-E	FT36R-CD	FT36R-WW	34 lbs
42" Round	FT42R-L	FT42R-E	FT42R-CD	FT42R-WW	47 lbs
48" Round	FT48R-L	FT48R-E	FT48R-CD	FT48R-WW	61 lbs
60" Round	FT60R-L	FT60R-E			95 lbs



Boardwalk



Rich Earth



Storm Gray



Dove Gray



Dark Walnut



Black Dye with Stain



- The look of a solid wood core with consistent uniform strength resistant to warping, cracking & splitting
- 1-1/8" nominal engineered oak faced core with 1-1/4" solid oak edge
- Available in any in-house stain or color (custom stain available for an upcharge)
- Custom and/or non-standard sizes available for an upcharge per size
- Edge profile options: Waterfall, Eased or Bullnose (shown pg. 54)
- For indoor use only | All tops boxed

ADDITIONAL INFORMATION

- Non-standard sizes carry a setup fee per size
- Orders with less than 4 tops incur a small order fee
- Pre-drilled tops for Oak Street bases available for an upcharge per table
- Table tops over 48" subject to a crate fee per pallet (fee/service optional on 3rd party shipments)



Due to the nature of the product, clear coats may experience some discoloration over time.

Table Size	Part #	Approx. Weight
24" x 24"	SMW2424	23 lbs
24" x 30"	SMW2430	28 lbs
24" x 42"	SMW2442	40 lbs
24" x 48"	SMW2448	45 lbs
24" x 60"	SMW2460	56 lbs
24" x 72"	SMW2472	68 lbs
24" x 96"	SMW2496	90 lbs
30" x 30"	SMW3030	35 lbs
30" x 42"	SMW3042	49 lbs
30" x 48"	SMW3048	56 lbs
30" x 60"	SMW3060	70 lbs
30" x 72"	SMW3072	84 lbs
30" x 96"	SMW3096	112 lbs
36" x 36"	SMW3636	51 lbs
36" x 48"	SMW3648	68 lbs
36" x 60"	SMW3660	84 lbs
36" x 72"	SMW3672	101 lbs
42" x 42"	SMW4242	69 lbs
48" x 48"	SMW4848	90 lbs
24" Round	SMW24R	18 lbs
30" Round	SMW30R	28 lbs
36" Round	SMW36R	40 lbs
42" Round	SMW42R	54 lbs
48" Round	SMW48R	71 lbs
60" Round	SMW60R	110 lbs

American Walnut



Timber



Autumn Haze



Traditional Cherry



Traditional Mahogany



Clear Coat





Overlay

- 1-1/4" thick, 45 lb industrial grade particle board with high-pressure laminate
- Edged with 3mm solid wood in Oak, Poplar or Maple stained in any in-house stain or color (custom stain available for an upcharge)
- Edge profile option: Eased
- List pricing based on Tier 1 Pinnacle & standard Formica -58 & -43 finish laminates - upcharge for Wilsonart & Tier 2+ Pinnacle & Formica laminates
- Additional laminates, including Nevamar & Pionite available for an upcharge
- For indoor use only | All tops boxed

ADDITIONAL INFORMATION

- Non-standard sizes carry a setup fee per size
- Orders with less than 4 tops incur a small order fee
- Pre-drilled tops for Oak Street bases available for an upcharge per table
- Table tops over 48" subject to a crate fee per pallet (fee/service optional on 3rd party shipments)

Due to the nature of the product, clear coats may experience some discoloration over time.

More laminate options available -
view at bit.ly/osmlaminates

Table Size	Part #	Approx. Weight
24" x 24"	OLWE2424	23 lbs
24" x 30"	OLWE2430	28 lbs
24" x 42"	OLWE2442	40 lbs
24" x 48"	OLWE2448	45 lbs
24" x 60"	OLWE2460	56 lbs
24" x 72"	OLWE2472	68 lbs
24" x 96"	OLWE2496	90 lbs
30" x 30"	OLWE3030	35 lbs
30" x 42"	OLWE3042	49 lbs
30" x 48"	OLWE3048	56 lbs
30" x 60"	OLWE3060	70 lbs
30" x 72"	OLWE3072	84 lbs
30" x 96"	OLWE3096	112 lbs
36" x 36"	OLWE3636	51 lbs
36" x 48"	OLWE3648	68 lbs
36" x 60"	OLWE3660	84 lbs
36" x 72"	OLWE3672	101 lbs
42" x 42"	OLWE4242	69 lbs
48" x 48"	OLWE4848	90 lbs
24" Round	OLWE24R	18 lbs
30" Round	OLWE30R	28 lbs
36" Round	OLWE36R	40 lbs
42" Round	OLWE42R	54 lbs
48" Round	OLWE48R	71 lbs
60" Round	OLWE60R	110 lbs



Pinnacle T 1389 SF Dixie Juniper laminate* -
Black edge stain
** Tier 1 laminate*



Pinnacle C 40 SF Oxford Cherry laminate* -
Cherry edge stain
** Tier 1 laminate*



Pinnacle C 644 SF Knotty Oak laminate* -
American Walnut edge stain
** Tier 1 laminate*



Pinnacle T 1656 SF Green Mountain Maple laminate* -
Clear Coat edge finish
** Tier 1 laminate*



Pinnacle T 1681 SF Modoc Poplar laminate* -
Rich Earth edge stain
** Tier 1 laminate*



Pinnacle C 668 SF Sumatra Teak laminate* -
Timber edge stain
** Tier 1 laminate*



Pinnacle C 643 SF Vintage Pine laminate* -
Boardwalk edge stain
** Tier 1 laminate*



Pinnacle C 263 SF Blush Rosewood laminate* -
Chestnut edge stain
** Tier 1 laminate*



- 1-1/4" thick, 45 lb industrial grade particle board with high-pressure laminate
- Edged with 1-1/2" nominal wood in Oak or Maple stained in any in-house stain or color (custom stain available for an upcharge)
- Edge profile options: Waterfall, Eased or Bullnose
- List pricing based on Tier 1 Pinnacle & standard Formica -58 & -43 finish laminates - upcharge for Wilsonart & Tier 2+ Pinnacle & Formica laminates
- Additional laminates, including Nevamar & Pionite available for an upcharge
- For indoor use only | All tops boxed

ADDITIONAL INFORMATION

- Non-standard sizes carry a setup fee per size
- Orders with less than 4 tops incur a small order fee
- Pre-drilled tops for Oak Street bases available for an upcharge per table
- Table tops over 48" subject to a crate fee per pallet (fee/service optional on 3rd party shipments)

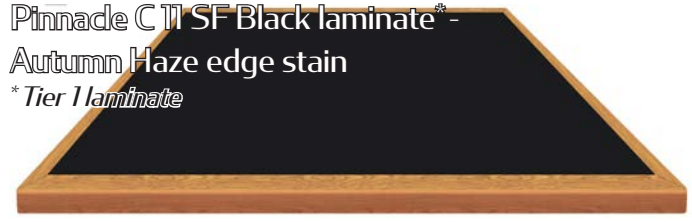
 Due to the nature of the product, clear coats may experience some discoloration over time.

More laminate options available -
view at bit.ly/osmlaminates

Table Size	Part #	Approx. Weight
24" x 24"	INLY2424	23 lbs
24" x 30"	INLY2430	28 lbs
24" x 42"	INLY2442	40 lbs
24" x 48"	INLY2448	45 lbs
24" x 60"	INLY2460	56 lbs
24" x 72"	INLY2472	68 lbs
24" x 96"	INLY2496	90 lbs
30" x 30"	INLY3030	35 lbs
30" x 42"	INLY3042	49 lbs
30" x 48"	INLY3048	56 lbs
30" x 60"	INLY3060	70 lbs
30" x 72"	INLY3072	84 lbs
30" x 96"	INLY3096	112 lbs
36" x 36"	INLY3636	51 lbs
36" x 48"	INLY3648	68 lbs
36" x 60"	INLY3660	84 lbs
36" x 72"	INLY3672	101 lbs
42" x 42"	INLY4242	69 lbs
48" x 48"	INLY4848	90 lbs
24" Round	INLY24R	18 lbs
30" Round	INLY30R	28 lbs
36" Round	INLY36R	40 lbs
42" Round	INLY42R	54 lbs
48" Round	INLY48R	71 lbs
60" Round	INLY60R	110 lbs



Formica 9309-58 Star Dune laminate* -
American Walnut edge stain
*Tier 1 laminate



Pinnacle C 11 SF Black laminate* -
Autumn Haze edge stain
*Tier 1 laminate



Formica 9527-58 Black Shalestone laminate* -
Black edge stain
*Tier 1 laminate



Formica 6223-58 Venetian Gold Granite laminate* -
Graystone edge stain
*Tier 1 laminate



Formica 8958-58 Bubble Art laminate* -
Rich Earth edge stain
*Tier 1 laminate



Pinnacle C 30 SF Royal Blue laminate* -
American Walnut edge stain
*Tier 1 laminate



Formica 3692-58
Labrador Granite laminate* -
Clear Coat edge finish
*Tier 1 laminate



Eased

Bullnose

Waterfall

Solid Wood Plank



- Kiln dried, random width planks (approx. 4") glued in continuous pattern
- Edge profiles: Rolled, Eased, Bullnose, Beveled, Reverse Beveled & Ogee
- Available in the 10 stain options (shown below) - please call for stain samples
- Custom and/or non-standard sizes available for an upcharge per size
- For indoor use only | All tops boxed

ADDITIONAL INFORMATION

- Stain match available for an upcharge
- Pre-drilled tops for Oak Street bases available for an upcharge per table
- 3" radius corners, angle cuts & custom cuts available for an upcharge per table
- Orders with less than 4 tops incur a small order fee
- Tops over 48" subject to a crate fee per pallet (fee/service optional on 3rd party shipments)



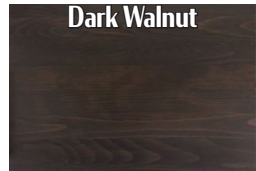




Oak has a neutral color with a distinct red undertone and prominent wavy grain patterns.



Ash is lighter in color than oak with a beige/light brown hue and smooth to the touch.
Ash is the preferred wood species due to its higher level of performance.



Maple is light in color with a reddish tint. Its fine, even grain gives a consistent appearance and allows for a smooth finish.






Solid Wood Plank

Table Tops - Made to Order

Table Size	1-1/4" Oak Part #	1-1/4" Ash Part #	1-1/4" Maple Part #	1-1/4" Weight	1-3/4" Oak Part #	1-3/4" Ash Part #	1-3/4" Maple Part #	1-3/4" Weight
24" x 24"	PEO2424	PEA2424	PEM2424	28 lbs	PPO2424	PPA2424	PPM2424	28 lbs
24" x 30"	PEO2430	PEA2430	PEM2430	34 lbs	PPO2430	PPA2430	PPM2430	35 lbs
24" x 36"	PEO2436	PEA2436	PEM2436	41 lbs	PPO2436	PPA2436	PPM2436	42 lbs
24" x 42"	PEO2442	PEA2442	PEM2442	48 lbs	PPO2442	PPA2442	PPM2442	49 lbs
24" x 48"	PEO2448	PEA2448	PEM2448	55 lbs	PPO2448	PPA2448	PPM2448	56 lbs
24" x 60"	PEO2460	PEA2460	PEM2460	68 lbs	PPO2460	PPA2460	PPM2460	70 lbs
24" x 72"	PEO2472	PEA2472	PEM2472	82 lbs	PPO2472	PPA2472	PPM2472	84 lbs
24" x 84"	PEO2484	PEA2484	PEM2484	95 lbs	PPO2484	PPA2484	PPM2484	98 lbs
24" x 96"	PEO2496	PEA2496	PEM2496	109 lbs	PPO2496	PPA2496	PPM2496	112 lbs
30" x 30"	PEO3030	PEA3030	PEM3030	43 lbs	PPO3030	PPA3030	PPM3030	44 lbs
30" x 36"	PEO3036	PEA3036	PEM3036	51 lbs	PPO3036	PPA3036	PPM3036	53 lbs
30" x 42"	PEO3042	PEA3042	PEM3042	60 lbs	PPO3042	PPA3042	PPM3042	61 lbs
30" x 48"	PEO3048	PEA3048	PEM3048	68 lbs	PPO3048	PPA3048	PPM3048	70 lbs
30" x 60"	PEO3060	PEA3060	PEM3060	85 lbs	PPO3060	PPA3060	PPM3060	87 lbs
30" x 72"	PEO3072	PEA3072	PEM3072	102 lbs	PPO3072	PPA3072	PPM3072	105 lbs
30" x 84"	PEO3084	PEA3084	PEM3084	119 lbs	PPO3084	PPA3084	PPM3084	122 lbs
30" x 96"	PEO3096	PEA3096	PEM3096	136 lbs	PPO3096	PPA3096	PPM3096	139 lbs
36" x 36"					PPO3636	PPA3636	PPM3636	63 lbs
36" x 42"					PPO3642	PPA3642	PPM3642	73 lbs
36" x 48"					PPO3648	PPA3648	PPM3648	84 lbs
36" x 60"					PPO3660	PPA3660	PPM3660	105 lbs
36" x 72"					PPO3672	PPA3672	PPM3672	125 lbs
36" x 84"					PPO3684	PPA3684	PPM3684	146 lbs
36" x 96"					PPO3696	PPA3696	PPM3696	167 lbs
42" x 42"					PPO4242	PPA4242	PPM4242	86 lbs
48" x 48"					PPO4848	PPA4848	PPM4848	112 lbs
60" x 60"					PPO6060	PPA6060	PPM6060	174 lbs
18" Round	PEO18R	PEA18R	PEM18R	12 lbs	PPO18R	PPA18R	PPM18R	13 lbs
24" Round	PEO24R	PEA24R	PEM24R	22 lbs	PPO24R	PPA24R	PPM24R	22 lbs
30" Round	PEO30R	PEA30R	PEM30R	34 lbs	PPO30R	PPA30R	PPM30R	35 lbs
36" Round					PPO36R	PPA36R	PPM36R	50 lbs
42" Round					PPO42R	PPA42R	PPM42R	67 lbs
48" Round					PPO48R	PPA48R	PPM48R	88 lbs
54" Round					PPO54R	PPA54R	PPM54R	111 lbs
60" Round					PPO60R	PPA60R	PPM60R	137 lbs
36" x 36" Flip					PPO3636	PPA3636	PPM3636	
51" Round					FLIP51R	FLIP51R	FLIP51R	119 lbs
42" x 42" Flip					PPO4242	PPA4242	PPM4242	
60" Round					FLIP60R	FLIP60R	FLIP60R	157 lbs


It is the customer's/user's responsibility to maintain a 30% humidity level to accommodate solid wood. Most restaurants will need supplemental humidity equipment.



Solid Wood Plank

Solid Wood Butcher Block



- Kiln dried, uniform width staves (approx. 3/4") face glued in continuous pattern
- Edge profiles: Rolled, Eased, Bullnose, Beveled, Reverse Beveled & Ogee
- Available in the 10 stain options (shown below) - please call for stain samples
- Custom and/or non-standard sizes available for an upcharge per size
- For indoor use only | All tops boxed

ADDITIONAL INFORMATION

- Stain match available for an upcharge
- Pre-drilled tops for Oak Street bases available for an upcharge per table
- 3" radius corners, angle cuts & custom cuts available for an upcharge per table
- Orders with less than 4 tops incur a small order fee
- Tops over 48" subject to a crate fee per pallet (fee/service optional on 3rd party shipments)







Oak has a neutral color with a distinct red undertone and prominent wavy grain patterns.



Ash is lighter in color than oak with a beige/light brown hue and smooth to the touch.
Ash is the preferred wood species due to its higher level of performance.



Maple is light in color with a reddish tint. Its fine, even grain gives a consistent appearance and allows for a smooth finish.






Solid Wood Butcher Block

Table Tops - Made to Order

Solid Wood Butcher Block

Table Size	1-1/2" Oak Part #	1-1/2" Ash Part #	1-1/2" Maple Part #	1-1/2" Weight	1-3/4" Oak Part #	1-3/4" Ash Part #	1-3/4" Maple Part #	1-3/4" Weight
24" x 24"	BE02424	BEA2424	BEM2424	28 lbs	BPO2424	BPA2424	BPM2424	28 lbs
24" x 30"	BE02430	BEA2430	BEM2430	34 lbs	BPO2430	BPA2430	BPM2430	35 lbs
24" x 36"	BE02436	BEA2436	BEM2436	41 lbs	BPO2436	BPA2436	BPM2436	42 lbs
24" x 42"	BE02442	BEA2442	BEM2442	48 lbs	BPO2442	BPA2442	BPM2442	49 lbs
24" x 48"	BE02448	BEA2448	BEM2448	55 lbs	BPO2448	BPA2448	BPM2448	56 lbs
24" x 60"	BE02460	BEA2460	BEM2460	68 lbs	BPO2460	BPA2460	BPM2460	70 lbs
24" x 72"	BE02472	BEA2472	BEM2472	82 lbs	BPO2472	BPA2472	BPM2472	84 lbs
24" x 84"	BE02484	BEA2484	BEM2484	96 lbs	BPO2484	BPA2484	BPM2484	98 lbs
24" x 96"	BE02496	BEA2496	BEM2496	109 lbs	BPO2496	BPA2496	BPM2496	112 lbs
30" x 30"	BE03030	BEA3030	BEM3030	43 lbs	BPO3030	BPA3030	BPM3030	44 lbs
30" x 36"	BE03036	BEA3036	BEM3036	51 lbs	BPO3036	BPA3036	BPM3036	53 lbs
30" x 42"	BE03042	BEA3042	BEM3042	60 lbs	BPO3042	BPA3042	BPM3042	61 lbs
30" x 48"	BE03048	BEA3048	BEM3048	68 lbs	BPO3048	BPA3048	BPM3048	70 lbs
30" x 60"	BE03060	BEA3060	BEM3060	85 lbs	BPO3060	BPA3060	BPM3060	87 lbs
30" x 72"	BE03072	BEA3072	BEM3072	102 lbs	BPO3072	BPA3072	BPM3072	105 lbs
30" x 84"	BE03084	BEA3084	BEM3084	119 lbs	BPO3084	BPA3084	BPM3084	122 lbs
30" x 96"	BE03096	BEA3096	BEM3096	136 lbs	BPO3096	BPA3096	BPM3096	139 lbs
36" x 36"	BE03636	BEA3636	BEM3636	62 lbs	BPO3636	BPA3636	BPM3636	63 lbs
36" x 42"	BE03642	BEA3642	BEM3642	72 lbs	BPO3642	BPA3642	BPM3642	73 lbs
36" x 48"	BE03648	BEA3648	BEM3648	82 lbs	BPO3648	BPA3648	BPM3648	84 lbs
36" x 60"	BE03660	BEA3660	BEM3660	102 lbs	BPO3660	BPA3660	BPM3660	105 lbs
36" x 72"	BE03672	BEA3672	BEM3672	123 lbs	BPO3672	BPA3672	BPM3672	125 lbs
36" x 84"	BE03684	BEA3684	BEM3684	143 lbs	BPO3684	BPA3684	BPM3684	146 lbs
36" x 96"	BE03696	BEA3696	BEM3696	164 lbs	BPO3696	BPA3696	BPM3696	167 lbs
42" x 42"	BE04242	BEA4242	BEM4242	84 lbs	BPO4242	BPA4242	BPM4242	86 lbs
48" x 48"	BE04848	BEA4848	BEM4848	109 lbs	BPO4848	BPA4848	BPM4848	112 lbs
60" x 60"	BE06060	BEA6060	BEM6060	170 lbs	BPO6060	BPA6060	BPM6060	174 lbs
18" Round	BE018R	BEA18R	BEM18R	13 lbs	BPO18R	BPA18R	BPM18R	13 lbs
24" Round	BE024R	BEA24R	BEM24R	22 lbs	BPO24R	BPA24R	BPM24R	22 lbs
30" Round	BE030R	BEA30R	BEM30R	34 lbs	BPO30R	BPA30R	BPM30R	35 lbs
36" Round	BE036R	BEA36R	BEM36R	49 lbs	BPO36R	BPA36R	BPM36R	50 lbs
42" Round	BE042R	BEA42R	BEM42R	66 lbs	BPO42R	BPA42R	BPM42R	67 lbs
48" Round	BE048R	BEA48R	BEM48R	86 lbs	BPO48R	BPA48R	BPM48R	88 lbs
54" Round	BE054R	BEA54R	BEM54R	109 lbs	BPO54R	BPA54R	BPM54R	111 lbs
60" Round	BE060R	BEA60R	BEM60R	134 lbs	BPO60R	BPA60R	BPM60R	137 lbs
36" x 36" Flip	BE03636	BEA3636	BEM3636	62 lbs	BPO3636	BPA3636	BPM3636	63 lbs
51" Round	FLIP51R	FLIP51R	FLIP51R	119 lbs	FLIP51R	FLIP51R	FLIP51R	119 lbs
42" x 42" Flip	BE04242	BEA4242	BEM4242	84 lbs	BPO4242	BPA4242	BPM4242	86 lbs
60" Round	FLIP60R	FLIP60R	FLIP60R	170 lbs	FLIP60R	FLIP60R	FLIP60R	174 lbs

 It is the customer's/user's responsibility to maintain a 30% humidity level to accommodate solid wood. Most restaurants will need supplemental humidity equipment.



Pecan on Oak



Harvest Community Table Base

*** Made To Order ***

- Hot rolled 2" x 2" square 14 gauge steel
- Mig welded & polished smooth
- Clear coat finish standard - Black sandtex finish available
- 1-1/4" nylon glide with a 3/8" x 1" threaded end
- An excellent option for adding or replacing community tables - **customizable for your specific sizing needs**
- Now available to ship knockdown! Simple leg to frame assembly required. Save on freight! Specify choice at time of order.



 Due to the nature of the product, clear coats may experience some discoloration over time.



Harvest Frame +
Fortress with E*Wood -
Black stain with dye



Harvest Frame +
Backwoods -
Smoked Oak



Harvest Frame +
Darkwash -
Black stain with dye

Popular Sizes	Harvest Base Only Part #	Base Approx. Weight
30" x 60" - Standard height	CB3060STD-D	59 lbs
30" x 60" - Bar height	CB3060BAR-D	67 lbs
30" x 72" - Standard height	CB3072STD-D	63 lbs
30" x 72" - Bar height	CB3072BAR-D	72 lbs
30" x 96" - Standard height	CB3096STD-D	72 lbs
30" x 96" - Bar height	CB3096BAR-D	80 lbs
36" x 72" - Standard height	CB3672STD-D	67 lbs
36" x 72" - Bar height	CB3672BAR-D	76 lbs
36" x 96" - Standard height	CB3696STD-D	76 lbs
36" x 96" - Bar height	CB3696BAR-D	85 lbs



A-Frame Community Table Base * Quick Ship *

Table Bases



A-Frame
Community Table Base
shown with
Backwoods Table Top
with Smoked Oak
laminate

- 16 gauge 1.6mm tubular steel
- Designed for 30" x 72" table tops (base is 70" in length) - standard dining height only
- Ships knockdown to save on freight! Simple base assembly - leg frames attach to main frame via a block joint connection - only a rubber hammer is needed, no bolting or screwing!
- Table top (sold separately) attaches to base in both leg frames and main frame for added stability (screws included with table top purchase)
- Adjustable non-marring glides
- Leg dimensions: 2" x 1" x 24" W x 28.25" H (overall height of base)
- Shipping weight: 30 lbs

Square Frame Community Table Base * Quick Ship *

A-Frame / Square Frame Community Table Base



Square Frame
Community Table Base
shown with
3mm Table Top with
Planked Urban Oak
laminate


- 16 gauge 1.6mm tubular steel
- Designed for 30" x 72" table tops (base is 70" in length) - standard dining height only
- Ships knockdown to save on freight! Simple base assembly - leg frames attach to main frame via a block joint connection - only a rubber hammer is needed, no bolting or screwing!
- Table top (sold separately) attaches to base in both leg frames and main frame for added stability (screws included with table top purchase)
- Adjustable non-marring glides
- Leg dimensions: 3" x 0.75" x 22.125" W x 28.25" H (overall height of base)
- Shipping weight: 30 lbs

Black Stamped Steel Table Base

- Constructed of stamped steel for unparalleled strength & stability
 - Superior to cast iron table bases in that stamped steel will not fracture under heavier weights
- Easy two-piece labor saver design for quick assembly or three-piece assembly (tube/spider to base) for reduced shipping costs
 - Oak Street uses a short bolt to screw into a welded anchor plate - a much improved method than competitors, which use a long rod that will torque & stretch when force is applied - making it permanently loose
- Spider is attached to the tube using the 2 short bolts welded onto the tube
 - Spider dimensions: 11" x 11" - 15" diagonally
 - Oak Street's spiders are bigger than most competitor's spiders - providing additional strength & durability
- Standard height finishes at 30" with table top attached; Bar height finishes at 42" with table top attached



Automatically stabilize, balance & level - eliminating wobbly, uneven tables!



Suggested base applications shown on pg. 38 - 39

Description	Part #	Weight
22" x 22" cross base with 3" standard height tube	B22-STD	16 lbs
22" x 22" cross base with 3" counter height tube	B22-CTR	17 lbs
22" x 22" cross base with 3" bar height tube	B22-BAR	17 lbs
22" x 22" cross base with 4" standard height tube	B22-4-STD	20 lbs
22" x 22" cross base with 4" bar height tube	B22-4-BAR	24 lbs
22" x 30" cross base with 3" standard height tube	B2230-STD	23 lbs
22" x 30" cross base with 3" counter height tube	B2230-CTR	24 lbs
22" x 30" cross base with 3" bar height tube	B2230-BAR	24 lbs
22" x 30" cross base with 4" standard height tube	B2230-4-STD	24 lbs
22" x 30" cross base with 4" bar height tube	B2230-4-BAR	25 lbs
27.5" x 27.5" cross base with adjustable height tube	B27-ADJ	18 lbs
25.625" t-bases with adjustable height tubes	B2543-ADJ	46 lbs
30" x 30" cross base with 3" standard height tube	B30-STD	24 lbs
30" x 30" cross base with 3" counter height tube	B30-CTR	25 lbs
30" x 30" cross base with 3" bar height tube	B30-BAR	25 lbs
30" x 30" cross base with 4" standard height tube	B30-4-STD	25 lbs
30" x 30" cross base with 4" bar height tube	B30-4-BAR	26 lbs
36" x 36" cross base with 4" standard height tube	B36-4-STD	30 lbs
36" x 36" cross base with 4" bar height tube	B36-4-BAR	32 lbs
40" x 40" cross base with 4" standard height tube	B40-4-STD	35 lbs
40" x 40" cross base with 4" bar height tube	B40-4-BAR	37 lbs
22" t-base with 3" standard height tube	B522-STD	16 lbs
22" t-base with 3" ADA standard height tube	B522-ADA	17 lbs
22" t-base with 3" counter height tube	B522-CTR	17 lbs
22" t-base with 3" bar height tube	B522-BAR	17 lbs
22" t-base with 4" standard height tube	B522-4-STD	18 lbs
22" t-base with 4" bar height tube	B522-4-BAR	21 lbs
30" t-base with 4" standard height tube	B530-4-STD	24 lbs
30" t-base with 4" bar height tube	B530-4-BAR	25 lbs
18" disc base with 3" standard height tube	B18DISC-STD	27 lbs
18" disc base with 3" counter height tube	B18DISC-CTR	28 lbs
18" disc base with 3" bar height tube	B18DISC-BAR	28 lbs
18" disc base with 4" standard height tube	B18DISC-4-STD	29 lbs
18" disc base with 4" bar height tube	B18DISC-4-BAR	30 lbs
22" disc base with 3" standard height tube	B22DISC-STD	38 lbs
22" disc base with 3" counter height tube	B22DISC-CTR	39 lbs
22" disc base with 3" bar height tube	B22DISC-BAR	39 lbs
22" disc base with 4" standard height tube	B22DISC-4-STD	40 lbs
22" disc base with 4" bar height tube	B22DISC-4-BAR	41 lbs
30" disc base with 4" standard height tube	B30DISC-4-STD	66 lbs
30" disc base with 4" bar height tube	B30DISC-4-BAR	68 lbs

Chrome Plated Stamped Steel Table Base

- Constructed of chrome-plated stamped steel for unparalleled strength & stability
 - Superior to cast iron table bases in that stamped steel will not fracture under heavier weights
- Easy three-piece assembly (spider to tube to base) for reduced shipping costs
 - Oak Street uses a short bolt to screw into a welded anchor plate - a much improved method than competitors, which use a long rod that will torque & stretch when force is applied - making it permanently loose
- Spider dimensions: 11" x 11" - 15" diagonally
 - Oak Street's spiders are bigger than most competitor's spiders - providing additional strength & durability
- Standard height finishes at 30" with table top attached; Bar height finishes at 42" with table top attached
- For indoor use only

Suggested base applications shown on pg. 38 - 39



Description	Part #	Approx. Weight
22" x 22" cross base with 3" standard height tube	B22CHR-STD	16 lbs
22" x 22" cross base with 4" bar height tube	B22CHR-4-BAR	24 lbs
22" x 30" cross base with 3" standard height tube	B2230CHR-STD	23 lbs
22" x 30" cross base with 4" bar height tube	B2230CHR-4-BAR	25 lbs
36" x 36" cross base with 4" bar height tube	B36CHR-4-BAR	32 lbs
18" disc base with 3" standard height tube	B18DISC-CHR-STD	27 lbs
18" disc base with 4" bar height tube	B18DISC-CHR-4-BAR	30 lbs

NOROCK® Self-Stabilizing Table Base

NOROCK table bases use a simple mechanical system with four pivoting legs that are interconnected in such a way that they must reach an average weight loading on all four feet. When a table is placed on an uneven surface, the feet will move until all four feet reach a state of equilibrium or more simple, a state of stability.




Description	Part #	Approx. Weight
22" x 22" cross base with standard height tube	B22NR-STD	16 lbs
22" x 22" cross base with bar height tube	B22NR-BAR	18 lbs
22" x 30" cross base with standard height tube	B2230NR-STD	24 lbs
22" x 30" cross base with bar height tube	B2230NR-BAR	27 lbs
30" x 30" cross base with standard height tube	B30NR-STD	24 lbs
30" x 30" cross base with bar height tube	B30NR-BAR	27 lbs
36" x 36" cross base with standard height tube	B36NR-STD	28 lbs
36" x 36" cross base with bar height tube	B36NR-BAR	33 lbs
(2) 22" end bases with standard height tubes	B522NR-STD	43 lbs
17" disc base with standard height tube	B17DISCNR-STD	24 lbs
17" disc base with bar height tube	B17DISCNR-BAR	25 lbs
21" disc base with standard height tube	B21DISCNR-STD	26 lbs
21" disc base with bar height tube	B21DISCNR-BAR	29 lbs



- Self-stabilizing on any surface
- No user interaction required
- No maintenance or replacement parts
- Award-winning design
- No wobbles, no spills + no unhappy customers
- Saves you time + money

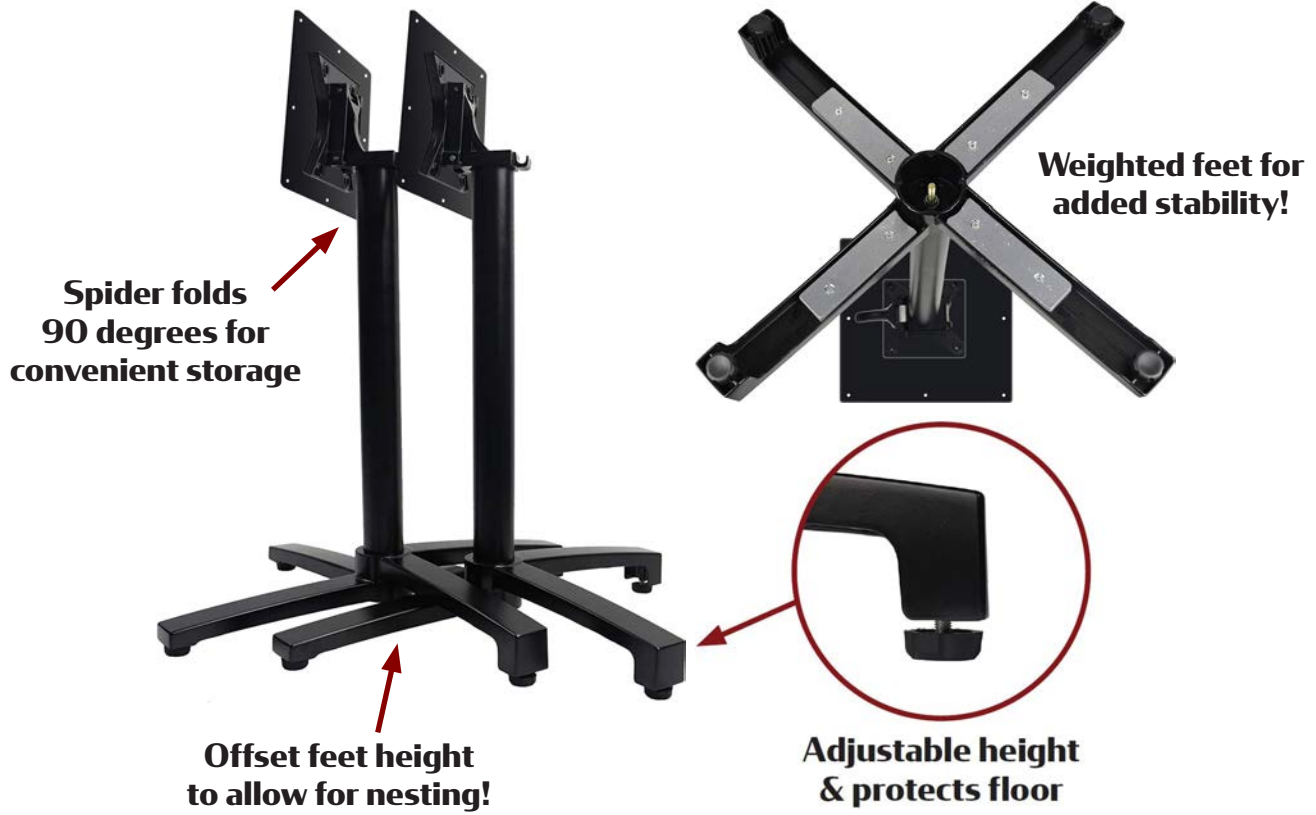
Folding Table Base



B2626F-STD Specifications	
Weight	19 lbs
Height	28.5"
Depth	26"
Broad	26"

To be used with:
24" x 30"
30" x 30"
table tops

B2626F-BAR Specifications	
Weight	20 lbs
Height	42.5"
Depth	26"
Broad	26"





To be used with:
30" x 48"
table tops

B3023F-STD Specifications	
Weight	27 lbs
Height	28.5"
Depth	30.75"
Broad	23.75"



To be used with:
36" x 36"
table tops

B1936F-STD Specifications	
Weight	28 lbs
Height	28.5"
Depth	19.75"
Broad	36.75"

- Aluminum construction with black powder coat finish
- Steel spider with p-lock folding system
- Spider dimensions: 11-3/4" x 11-3/4" - 16" diagonally
- Cast iron weights inside feet for added stability
- Adjustable non-marring glides
- **For indoor or outdoor use!**

Size	Part #	Approx. Weight
19" x 36" - Standard height	B1936F-STD	28 lbs
26" x 26" - Standard height	B2626F-STD	19 lbs
26" x 26" - Bar height	B2626F-BAR	20 lbs
30" x 23" - Standard height	B3023F-STD	27 lbs

Suggested Applications

● Standard Height Applications ● Bar Height Applications

	24" Rnd	24" x 24"	24" x 30"	24" x 36"	24" x 42"	24" x 48"	24" x 60"	24" x 72"	30" Rnd	30" x 30"	30" x 36"	30" x 42"	30" x 48"	30" x 60"
B18DISC-STD / B18DISC-CHR-STD	●	●	●						●	●				
B18DISC-BAR / B18DISC-CHR-STD	●	●	●											
(2) B18DISC-STD / (2) B18DISC-CHR-STD							●	●						
B22DISC-STD / B22DISC-CHR-STD				●	●	●			●	●	●	●	●	
(2) B22DISC-STD / (2) B22DISC-CHR-STD														●
(3) B22DISC-STD / (3) B22DISC-CHR-STD														
B22DISC-BAR / B22DISC-CHR-BAR				●	●	●			●	●	●	●	●	
(2) B22DISC-BAR / (2) B22DISC-CHR-BAR							●	●						●
B30DISC-STD / B30DISC-CHR-STD														
(2) B30DISC-STD / (2) B30DISC-CHR-STD														
B30DISC-BAR / B30DISC-CHR-BAR														
(2) B30DISC-BAR / (2) B30DISC-CHR-BAR														
(3) B30DISC-BAR / (3) B30DISC-CHR-BAR														
B22STD / B2626F-STD / B22CHR-STD	●	●	●						●	●				
B22-BAR / B2626F-BAR / B22CHR-BAR	●	●	●											
B2230-STD / B2230CHR-STD				●	●	●					●	●	●	
B2230-BAR / B2230CHR-BAR				●	●	●								
B30-STD / B30CHR-STD														
B30-BAR / B30CHR-BAR									●	●	●	●	●	
B36-4-STD / B36CHR-4-STD														
B36-4-BAR / B36CHR-4-BAR														
B40-4-STD / B40-4-BAR														
(2) B522-STD / (2) B522CHR-STD							●	●						●
(3) B522-STD / (3) B522CHR-STD														
(2) B522-BAR / (2) B522CHR-BAR							●	●						
(2) B530-STD / B3023F-STD / (2) B530-BAR														●
(3) B530-STD / (3) B530-BAR														

Suggested Applications

● Standard Height Applications ● Bar Height Applications

30" x 72"	30" x 96"	36" Rnd	36" x 36"	36" x 48"	36" x 60"	36" x 72"	36" x 96"	42" Rnd	42" x 42"	42" x 48"	42" x 60"	42" x 72"	42" x 96"	48" Rnd	48" x 48"	60" Rnd
			●	● ●	●											
	●						●					●				
		●						●					●			
						●		●	●	●	●			●	●	●
	●						●						●			
		●						●					●			
			●	●	●											
									●	●	●					
									●	●	●			●	●	●
	●															
		●														
	●					●	●	●	●			●	●			
		●						●	●				●	●		

Bolt Down Table Base

- Bolt down bases constructed of mild steel
 - Available in black sandtex or chrome-plated finishes
 - Labor saver tube & spider
 - Anchoring hardware is not supplied
- Black finish: spider is welded to the tube for added strength
 Chrome finish: spider is bolted down to the tube
 - Spider dimensions (black & chrome):
 3" tubes: 8" x 8" - 11" diagonally | 4" tubes: 11" x 11" - 15" diagonally
 - Oak Street's spiders are bigger than most competitor's spiders - providing additional strength & durability
- Standard height finishes at 29-3/4" with table top attached
 Bar height finishes at 39-3/4" with table top attached
- Bolt down bases should not be spaced more than 36" apart
- Bolt down bases are warranted for all Oak Street tops, excluding granite and/or tops that are oversized & more than 6 lbs/ft²
- Each bolt down base includes tube, spider, mounting plate, & cover plate



	Part #	Approx. Weight
Standard height bolt down base with 3" tube - Black	BDB-STD	10 lbs
Bar height bolt down base with 3" tube - Black	BDB-BAR	12 lbs
Standard height bolt down base with 4" tube - Black	BDB-4-STD	12 lbs
Bar height bolt down base with 4" tube - Black	BDB-4-BAR	14 lbs
Standard height bolt down base with 3" tube - Chrome	BDB-CHR-STD	10 lbs
Bar height bolt down base with 3" tube - Chrome	BDB-CHR-BAR	12 lbs



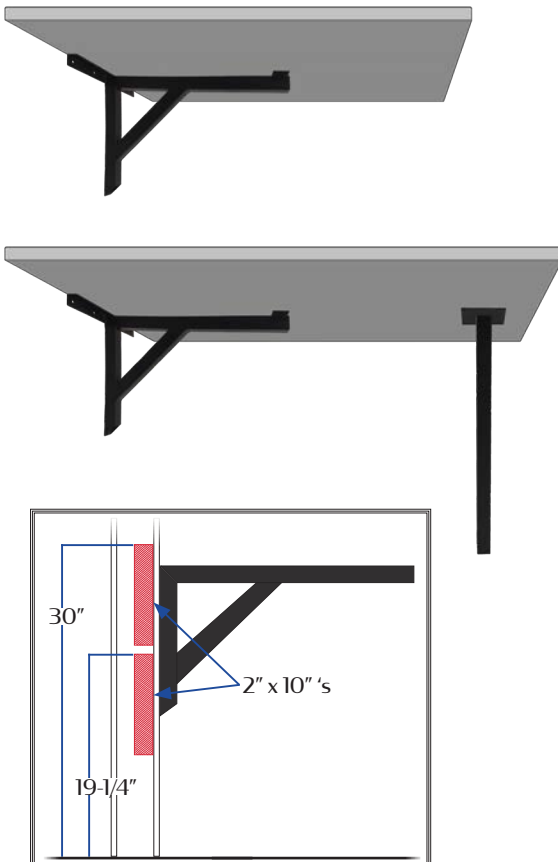
Grout In Table Base

- Constructed of 11 gauge mild steel
- Available in gloss black powder coat finish
- 3" tube
- Movable escutcheon plate for ease of installation
- Standard height finishes at 30" with table top attached | Bar height finishes at 42" with table top attached
- Spider dimensions: 10-1/2" x 10-1/2" - 15" diagonally
- Grout in bases are warranted for all Oak Street tops, excluding granite and/or tops that are oversized & more than 6 lbs/ft²

	Part #	Approx. Weight
Standard height grout in base with 3" tube	B70709	10 lbs
Bar height grout in base with 3" tube	B70710	12 lbs



Cantilever Table Base



- Constructed of 11 gauge steel with matte black finish
- Requires reinforced wall (shown below left)
- Screws & bolts not included
- 4 drill holes for wall attachment | 4 drill holes each at each end of base for table top attachment
- 21" cantilever
 - Minimum table top length: 24"
 - Maximum table top length: 30" - 27.5" cantilever is recommended for table tops 30" +
 - Minimum table top width: 24"
 - Maximum table top width: 36"
- 27.5" cantilever
 - Minimum table top length: 30"
 - Maximum table top length: 48" - longer table tops require pin leg at opposite side of wall
 - Minimum table top width: 24"
 - Maximum table top width: 36"

Description	Part #	Approx. Weight
27.5" Cantilever wall mount base	CANTILEVER-PREMIUM	10 lbs
21" Cantilever wall mount base	CANTILEVER-21"	8 lbs
3" standard height pin leg	B3PIN	10 lbs
2" square standard height pin leg	SSB-PIN	8 lbs
2" square bar height pin leg	SSB-PIN-BAR	10 lbs

Footrings / Purse Hooks



SSBFOOTRING 3"



SSBFOOTRING 3" ADJ



SSBFOOTRING 4" ADJ



SSBFOOTRING 4"

Description	Part #	Approx. Weight
3" footing for bar height table bases - Black rung	SSBFOOTRING 3"	13 lbs
3" adjustable footing for bar height table bases	SSBFOOTRING 3" ADJ	14 lbs
4" footing for bar height table bases - Black rung	SSBFOOTRING 4"	15 lbs
4" adjustable footing for bar height table bases	SSBFOOTRING 4" ADJ	16 lbs
Purse hook for 3" base tubes only	PH722	2 lbs



PH722

- BFOOTRING 3"**
- Tube diameter (inside): 3-1/8"
 - Rung diameter: Inside - 16"
Outside - 17-7/8"
 - Overall height: 9-1/2"
Tube height: 7"

- BFOOTRING 3" ADJ**
- Tube diameter (inside): 3-1/8"
 - Rung diameter: Inside - 15-7/8"
Outside - 17-3/4"
 - Overall height: 2-3/16"
Tube height: 2-3/16"

- BFOOTRING 4"**
- Tube diameter (inside): 4-1/8"
 - Rung diameter: Inside - 16-1/4"
Outside - 18-1/8"
 - Overall height: 9-1/4"
Tube height: 6-3/4"

- BFOOTRING 4" ADJ**
- Tube diameter (inside): 4-3/16"
 - Rung diameter: Inside - 20-3/8"
Outside - 22-3/8"
 - Overall height: 5-7/16"
Tube height: 2-3/4"



Shown with:
BFOOTRING 3" &
Backwoods - Smoked Oak laminate
with B30-BAR table base



Shown with:
BFOOTRING 4" &
Woodland - Clear Coat finish
with B22DISC-4-BAR table base

Description	Black Part #	Chrome Part #	Approx. Weight
Pre-drilled table top for base placement	PRE DRILL	PRE DRILL	
5" x 22" t-base FOOT ONLY	SSB522	SSB522-CHR	8 lbs
5" x 30" t-base FOOT ONLY	SSB530		10 lbs
22" x 22" cross base FOOT ONLY	SSB22	SSB22-CHR	13 lbs
22" x 30" cross base FOOT ONLY	SSB2230	SSB2230-CHR	17 lbs
30" x 30" cross base FOOT ONLY	SSB30	SSB30-CHR	18 lbs
36" x 36" cross base FOOT ONLY	SSB36	SSB36-CHR	21 lbs
40" x 40" cross base FOOT ONLY	SSB40		23 lbs
18" disc base FOOT ONLY	SSB18DISC	SSB18DISC-CHR	21 lbs
22" disc base FOOT ONLY	SSB22DISC	SSB22DISC-CHR	32 lbs
30" disc base FOOT ONLY	SSB30DISC	SSB30DISC-CHR	57 lbs
3" standard height 2-piece tube/spider	SSB3-STD		6 lbs
3" bar height 2-piece tube/spider	SSB3-BAR		7 lbs
3" standard height labor saver tube/spider	SSBLS3-STD	SSBLS3-CHR-STD	6 lbs
3" ADA standard height labor saver tube/spider	SSBLS3-ADA		10 lbs
3" adjustable height labor saver tube/spider	SSBLS3-ADJ		12 lbs
3" counter height labor saver tube/spider	SSBLS3-CTR		7 lbs
3" bar height labor saver tube/spider	SSBLS3-BAR	SSBLS3-CHR-BAR	7 lbs
4" standard height 2-piece tube/spider	SSB4-STD		9 lbs
4" bar height 2-piece tube/spider	SSB4-BAR		11 lbs
4" standard height labor saver tube/spider	SSBLS4-STD	SSBLS4-CHR-STD	9 lbs
4" bar height labor saver tube/spider	SSBLS4-BAR	SSBLS4-CHR-BAR	11 lbs
Self-leveling table base glides	BL522-SL		
Superlevel™ self-leveling table base glides	BL522-SSL		
Nylon table base levelers	BL522-NL		
Metal table base levelers	BL522-ML		
Felt table base levelers	BL-522-FELT		
5" x 22" OUTDOOR t-base FOOT ONLY	OD-SSB522		8 lbs
22" x 22" OUTDOOR cross base FOOT ONLY	OD-SSB22		13 lbs
22" x 30" OUTDOOR cross base FOOT ONLY	OD-SSB2230		17 lbs
30" x 30" OUTDOOR cross base FOOT ONLY	OD-SSB30		18 lbs
18" OUTDOOR disc base FOOT ONLY	OD-SSB18DISC		21 lbs
22" OUTDOOR disc base FOOT ONLY	OD-SSB22DISC		32 lbs
30" OUTDOOR disc base FOOT ONLY	OD-SSB30DISC		57 lbs
3" standard height OUTDOOR tube/spider with umbrella hole	OD-SSBLS3-STD-UMB-S		6 lbs
3" bar height OUTDOOR tube/spider with umbrella hole	OD-SSBLS3-BAR-UMB-S		7 lbs
4" standard height OUTDOOR tube/spider with umbrella hole	OD-SSBLS4-STD-UMB-S		9 lbs
4" bar height OUTDOOR tube/spider with umbrella hole	OD-SSBLS4-BAR-UMB-S		11 lbs
1-3/4" x 24" umbrella pipe for outdoor disc bases	UP-24-BLK		5 lbs



Seats & Backs

Vinyl Seats



Black Vinyl Seat (-BLK)
(SLSEAT-BLK)



Espresso Vinyl Seat (-ESP)
(SLSEAT-ESP)



Buckskin Vinyl Seat (-BUC)
(SLSEAT-BUC)



Wine Vinyl Seat (-WINE)
(SLSEAT-WINE)



Red Vinyl Seat (-RED)
(SLSEAT-RED)



Blue Ridge Vinyl Seat (-BR)
(SLSEAT-BR)



Navy Vinyl Seat (-NAVY)
(SLSEAT-NAVY)



Hunter Green Vinyl Seat (-HG)
(SLSEAT-HG)



Dove Gray Vinyl Seat (-GRAY)
(SLSEAT-GRAY)



Gunmetal Vinyl Seat (-GM)
(SLSEAT-GM)

Vinyl Seat dimensions & weight:
17.375" W x 16.5" D x 2.5" H - 4 lbs

Wood Seats



Black dye w/ stain Seat (-WB)
(SLSEATWOODIMP-BLK)



Walnut stain Seat (-WA)
(SLSEATWOODIMP-WA)



Reclaimed Wood Seat (-RW)
(SLSEATWOODIMP-RECLAIM)



Barnwood Seat (-BW)
(SLSEATWOODIMP-BW)



Natural Clear Coat Seat (-NT)
(SLSEATWOODIMP-NT)



Mahogany stain Seat (-MH)
(SLSEATWOODIMP-MH)



Cherry stain Seat (-CH)
(SLSEATWOODIMP-CH)

Wood Seat dimensions & weight:
17.25" W x 16.625" D x 0.6875" H - 4 lbs

Solid Wood Seats



Walnut stain Seat (-WA)
(CW/BW-SEAT-WA)



Black stain Seat (-BLK)
(CW/BW-SEAT-BLK)



Clear Coat finish Seat (-NT)
(CW/BW-SEAT-NT)



Mahogany stain Seat (-MH)
(CW/BW-SEAT-MH)

Solid Wood Seat dimensions & weight:
17.5" W x 17" D x 0.75" H - 4 lbs

Wood Backs

SHORELINE
Wood Back
Weight: 3 lbs
Height: 8.5"



Cherry (-CH)
(BKT-D BACK-CHERRY)



Mahogany (-MH)
(BKT-D BACK-MAHOGANY)



Natural Clear Coat (-NT)
(BKT-D BACK-NATURAL)



Walnut (-WA)
(BKT-D BACK-WALNUT)



Black (-WB)
(BKT-D BACK-BLACK)

PLAIN
Wood Back
Weight: 3 lbs
Height: 7.75"



Cherry (-CH)
(BKT-C BACK-CHERRY)



Mahogany (-MH)
(BKT-C BACK-MAHOGANY)



Natural Clear Coat (-NT)
(BKT-C BACK-NATURAL)



Walnut (-WA)
(BKT-C BACK-WALNUT)



Black (-WB)
(BKT-C BACK-BLACK)

BULLSEYE
Wood Back
Weight: 3 lbs
Height: 7.75"



Cherry (-CH)
(BKT-A BACK-CHERRY)



Mahogany (-MH)
(BKT-A BACK-MAHOGANY)



Natural Clear Coat (-NT)
(BKT-A BACK-NATURAL)



Walnut (-WA)
(BKT-A BACK-WALNUT)



Black (-WB)
(BKT-A BACK-BLACK)

5 LINE
Wood Back
Weight: 3 lbs
Height: 11.125"



Cherry (-CH)
(BKT-E BACK-CHERRY)



Mahogany (-MH)
(BKT-E BACK-MAHOGANY)



Natural Clear Coat (-NT)
(BKT-E BACK-NATURAL)



Walnut (-WA)
(BKT-E BACK-WALNUT)



Black (-WB)
(BKT-E BACK-BLACK)

Looking for a unique seating option?

Choose from thousands of vinyl/upholstery options offered by:

Stinson

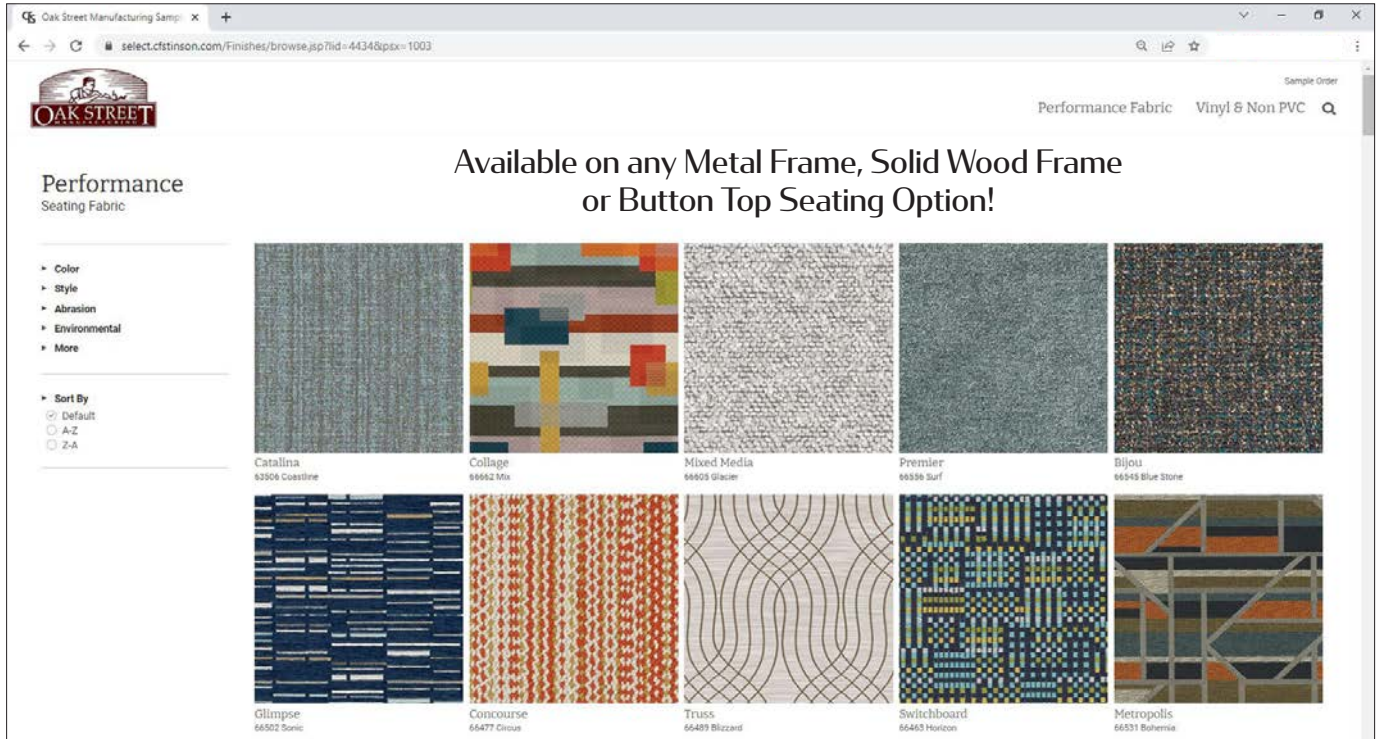
OR



DOUGLASS FABRICS

Browse the thousands of options and order complimentary samples by visiting:

bit.ly/vinyl-upholstery-fabric



Ladderback - Standard Metal Frame Chair



CM-234-BLK



CM-234-BR



CM-234-BUC



CM-234-ESP



CM-234-GM



CM-234-GRAY



CM-234-HG



CM-234-NAVY



CM-234-RED



CM-234-WINE



CM-234-BW



CM-234-CH



CM-234-MH



CM-234-NT



CM-234-RW



CM-234-WA



CM-234-WB

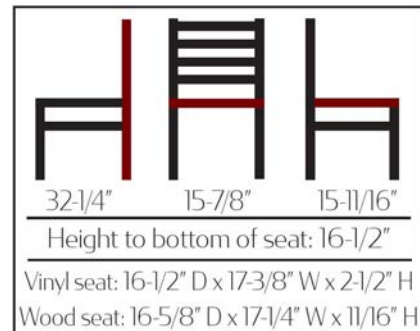


Part #: GL2160-CLEAR

Part #: GL234

Part #: GL2160-FELT

Part #: GL2160-WHITE



Custom vinyl or upholstered seat options available. Visit <http://bit.ly/vinyl-upholstery-fabric> for available options!

All spec sheets are available in AutoQuotes or online at www.oakstreetmfg.com



- Premium black powder coat finish
- 1.2mm steel frame; 1-1/4" tubing
- 100% mig welded frame
- Standard leg supports
- Non-marring glides (GL234 is standard - other options are available but charged additional)
- Seat ships unattached - simple seat attachment required
- Stackable: No
- Frame load capacity: 300 lbs
- Weight: 15 lbs

Ladderback - Standard Metal Frame Barstool



BM-234-BR BM-234-BUC BM-234-ESP BM-234-GM BM-234-GRAY



BM-234-HG BM-234-NAVY BM-234-RED BM-234-WINE



BM-234-BLK

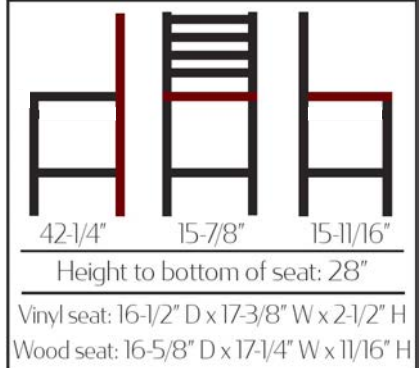


BM-234-BW BM-234-CH BM-234-MH BM-234-NT BM-234-RW BM-234-WA BM-234-WB



Part #: GL2160-CLEAR Part #: GL234

Part #: GL2160-FELT Part #: GL2160-WHITE



Custom vinyl or upholstered seat options available. Visit <http://bit.ly/vinyl-upholstery-fabric> for available options!

All spec sheets are available in AutoQuotes or online at www.oakstreetmfg.com



- Premium black powder coat finish
- 1.2mm steel frame; 1-1/4" tubing
- 100% mig welded frame
- Standard leg supports
- Non-marring glides (GL234 is standard - other options are available but charged additional)
- Seat ships unattached - simple seat attachment required
- Stackable: No
- Frame load capacity: 300 lbs
- Weight: 20 lbs

Ladderback - Rustic Metal Frame Chair



CM-234R-ESP

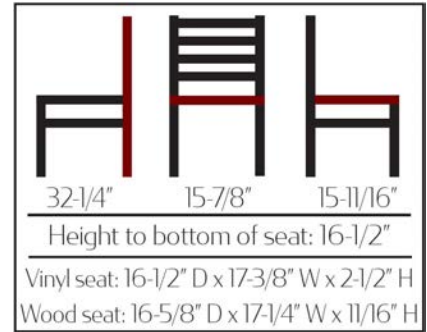


CM-234R-RED CM-234R-WINE CM-234R-BLK CM-234R-BUC CM-234R-BW CM-234R-CH



CM-234R-MH CM-234R-NT CM-234R-RW CM-234R-WA CM-234R-WB

- Hot rolled steel frame with premium clear coat finish
- 1.2mm steel frame; 1-1/4" tubing
- 100% mig welded frame
- Standard leg supports
- Non-marring glides (GL2160-CLEAR is standard - other options are available but charged additional)
- Seat ships unattached - simple seat attachment required
- Stackable: No
- Frame load capacity: 300 lbs



	Rustic Ladderback Chair	Approx. Weight
Black Vinyl Seat	CM-234R-BLK	15 lbs
Buckskin Vinyl Seat	CM-234R-BUC	15 lbs
Espresso Vinyl Seat	CM-234R-ESP	15 lbs
Red Vinyl Seat	CM-234R-RED	15 lbs
Wine Vinyl Seat	CM-234R-WINE	15 lbs
Clear Coat Wood Seat	CM-234R-NT	15 lbs
Mahogany Wood Seat	CM-234R-MH	15 lbs
Cherry Wood Seat	CM-234R-CH	15 lbs
Walnut Wood Seat	CM-234R-WA	15 lbs
Black Wood Seat	CM-234R-WB	15 lbs
Barnwood Wood Seat	CM-234R-BW	15 lbs
Reclaimed Wood Seat	CM-234R-RW	15 lbs
Frame Only - No Seat	CM-234R-FRAME	11 lbs

Custom vinyl or upholstered seat options available. Visit <http://bit.ly/vinyl-upholstery-fabric> for available options!

All spec sheets are available in AutoQuotes or online at www.oakstreetmfg.com



Ladderback - Rustic Metal Frame Barstool

Chairs & Stationary Barstools



BM-234R-CH

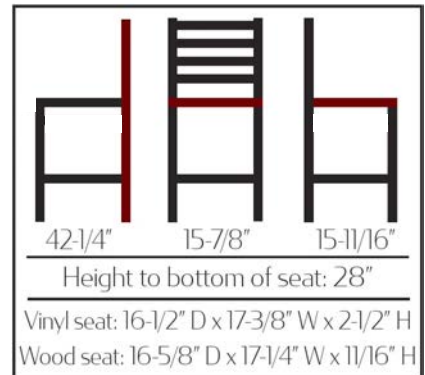


BM-234R-MH BM-234R-NT BM-234R-RW BM-234R-WA BM-234R-WB BM-234R-BW



BM-234R-BLK BM-234R-BUC BM-234R-ESP BM-234R-RED BM-234R-WINE

- Hot rolled steel frame with premium clear coat finish
- 1.2mm steel frame; 1-1/4" tubing
- 100% mig welded frame
- Standard leg supports
- Non-marring glides (GL2160-CLEAR is standard - other options are available but charged additional)
- Seat ships unattached - simple seat attachment required
- Stackable: No
- Frame load capacity: 300 lbs



	Rustic Ladderback Barstool	Approx. Weight
Black Vinyl Seat	BM-234R-BLK	20 lbs
Buckskin Vinyl Seat	BM-234R-BUC	20 lbs
Espresso Vinyl Seat	BM-234R-ESP	20 lbs
Red Vinyl Seat	BM-234R-RED	20 lbs
Wine Vinyl Seat	BM-234R-WINE	20 lbs
Clear Coat Wood Seat	BM-234R-NT	20 lbs
Mahogany Wood Seat	BM-234R-MH	20 lbs
Cherry Wood Seat	BM-234R-CH	20 lbs
Walnut Wood Seat	BM-234R-WA	20 lbs
Black Wood Seat	BM-234R-WB	20 lbs
Barnwood Wood Seat	BM-234R-BW	20 lbs
Reclaimed Wood Seat	BM-234R-RW	20 lbs
Frame Only - No Seat	BM-234R-FRAME	16 lbs

Custom vinyl or upholstered seat options available. Visit <http://bit.ly/vinyl-upholstery-fabric> for available options!

All spec sheets are available in AutoQuotes or online at www.oakstreetmfg.com



Ladderback - Rustic Metal Frame Barstool

Ladderback - Metalwood Metal Frame Chair



CM-234W-DW-BLK



CM-234W-DW-BR



CM-234W-DW-GM



CM-234W-DW-GRAY



CM-234W-DW-HG



CM-234W-DW-NAVY



CM-234W-DW-WINE



CM-234W-DW-BUC



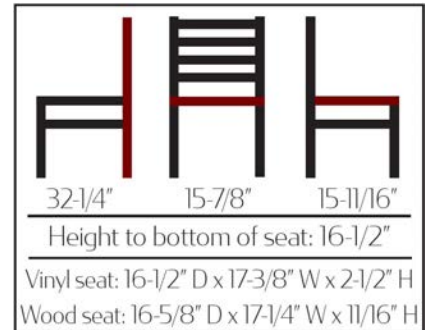
CM-234W-DW-ESP



CM-234W-DW-RED

- Metal frame with wood grain look - available in Driftwood finish
- 1.2mm steel frame; 1-1/4" tubing
- 100% mig welded frame
- Non-marring glides (GL234 is standard - other options are available but charged additional)
- Seat ships unattached - simple seat attachment required
- Standard leg supports
- Stackable: No
- Frame load capacity: 300 lbs

All spec sheets are available in AutoQuotes or online at www.oakstreetmfg.com



Custom vinyl or upholstered seat options available. Visit <http://bit.ly/vinyl-upholstery-fabric> for available options!



	Driftwood Metalwood Ladderback Chair	Approx. Weight
Black Vinyl Seat	CM-234W-DW-BLK	15 lbs
Buckskin Vinyl Seat	CM-234W-DW-BUC	15 lbs
Espresso Vinyl Seat	CM-234W-DW-ESP	15 lbs
Red Vinyl Seat	CM-234W-DW-RED	15 lbs
Wine Vinyl Seat	CM-234W-DW-WINE	15 lbs
Blue Ridge Vinyl Seat	CM-234W-DW-BR	15 lbs
Gunmetal Vinyl Seat	CM-234W-DW-GM	15 lbs
Dove Gray Vinyl Seat	CM-234W-DW-GRAY	15 lbs
Hunter Green Vinyl Seat	CM-234W-DW-HG	15 lbs
Navy Vinyl Seat	CM-234W-DW-NAVY	15 lbs
Frame Only - No Seat	CM-234W-DW-FRAME	11 lbs



Ladderback - Metalwood Metal Frame Barstool

Chairs & Stationary Barstools

Ladderback - Metalwood Metal Frame Barstool



BM-234W-DW-BLK



BM-234W-DW-BR



BM-234W-DW-GM



BM-234W-DW-GRAY



BM-234W-DW-HG



BM-234W-DW-NAVY



BM-234W-DW-WINE



BM-234W-DW-BUC



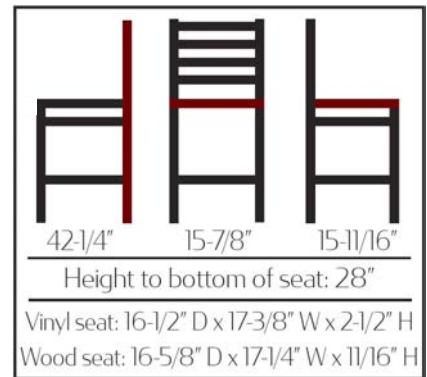
BM-234W-DW-ESP



BM-234W-DW-RED

- Metal frame with wood grain look - available in Driftwood finish
- 1.2mm steel frame; 1-1/4" tubing
- 100% mig welded frame
- Non-marring glides (GL234 is standard - other options are available but charged additional)
- Seat ships unattached - simple seat attachment required
- Standard leg supports
- Stackable: No
- Frame load capacity: 300 lbs

All spec sheets are available in
AutoQuotes or online at
www.oakstreetmfg.com



Custom vinyl or upholstered
seat options available. Visit
<http://bit.ly/vinyl-upholstery-fabric>
for available options!



	Driftwood Metalwood Ladderback Barstool	Approx. Weight
Black Vinyl Seat	BM-234W-DW-BLK	20 lbs
Buckskin Vinyl Seat	BM-234W-DW-BUC	20 lbs
Espresso Vinyl Seat	BM-234W-DW-ESP	20 lbs
Red Vinyl Seat	BM-234W-DW-RED	20 lbs
Wine Vinyl Seat	BM-234W-DW-WINE	20 lbs
Blue Ridge Vinyl Seat	BM-234W-DW-BR	20 lbs
Gunmetal Vinyl Seat	BM-234W-DW-GM	20 lbs
Dove Gray Vinyl Seat	BM-234W-DW-GRAY	20 lbs
Hunter Green Vinyl Seat	BM-234W-DW-HG	20 lbs
Navy Vinyl Seat	BM-234W-DW-NAVY	20 lbs
Frame Only - No Seat	BM-234W-DW-FRAME	16 lbs



Ladderback - Clear Coat (Plain Welds) Metal Frame Chair



SL135C-P2-RED



SL135C-P2-WINE

SL135C-P2-BLK

SL135C-P2-BUC

SL135C-P2-ESP

SL135C-P2-BW

SL135C-P2-CH



SL135C-P2-MH

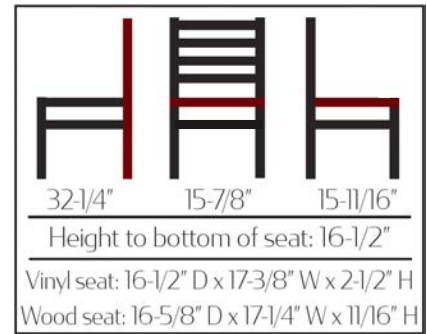
SL135C-P2-NT

SL135C-P2-RW

SL135C-P2-WA

SL135C-P2-WB

- Premium clear coat finish with plain welds
- 1.2mm steel frame; 1-1/4" tubing
- 100% mig welded frame
- Two leg supports
- Non-marring glides (GL2160-CLEAR is standard - other options are available but charged additional)
- Seat ships unattached - simple seat attachment required
- Stackable: No
- Frame load capacity: 300 lbs



Custom vinyl or upholstered seat options available. Visit <http://bit.ly/vinyl-upholstery-fabric> for available options!

	Clear Coat Ladderback Chair	Approx. Weight
Black Vinyl Seat	SL135C-P2-BLK	15 lbs
Buckskin Vinyl Seat	SL135C-P2-BUC	15 lbs
Espresso Vinyl Seat	SL135C-P2-ESP	15 lbs
Red Vinyl Seat	SL135C-P2-RED	15 lbs
Wine Vinyl Seat	SL135C-P2-WINE	15 lbs
Clear Coat Wood Seat	SL135C-P2-NT	15 lbs
Mahogany Wood Seat	SL135C-P2-MH	15 lbs
Cherry Wood Seat	SL135C-P2-CH	15 lbs
Walnut Wood Seat	SL135C-P2-WA	15 lbs
Black Wood Seat	SL135C-P2-WB	15 lbs
Barnwood Wood Seat	SL135C-P2-BW	15 lbs
Reclaimed Wood Seat	SL135C-P2-RW	15 lbs
Frame Only - No Seat	SL135C-PLAIN WELDS-FRAME-2 BARS	11 lbs



Ladderback - Clear Coat (Plain Welds) Metal Frame Barstool



SL135C-1-P2-MH



SL135C-1-P2-NT

SL135C-1-P2-RW

SL135C-1-P2-WA

SL135C-1-P2-WB

SL135C-1-P2-BW

SL135C-1-P2-CH



SL135C-1-P2-BLK

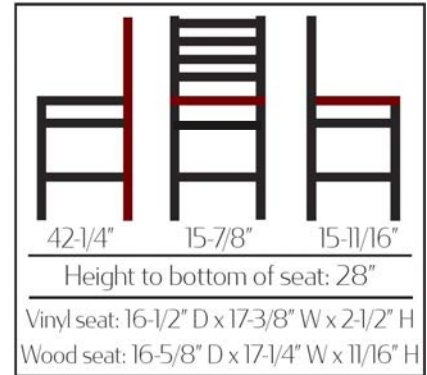
SL135C-1-P2-BUC

SL135C-1-P2-ESP

SL135C-1-P2-RED

SL135C-1-P2-WINE

- Premium clear coat finish with plain welds
- 1.2mm steel frame; 1-1/4" tubing
- 100% mig welded frame
- Two leg supports
- Non-marring glides (GL2160-CLEAR is standard - other options are available but charged additional)
- Seat ships unattached - simple seat attachment required
- Stackable: No
- Frame load capacity: 300 lbs



Custom vinyl or upholstered seat options available. Visit <http://bit.ly/vinyl-upholstery-fabric> for available options!

	Clear Coat Ladderback Barstool	Approx. Weight
Black Vinyl Seat	SL135C-1-P2-BLK	20 lbs
Buckskin Vinyl Seat	SL135C-1-P2-BUC	20 lbs
Espresso Vinyl Seat	SL135C-1-P2-ESP	20 lbs
Red Vinyl Seat	SL135C-1-P2-RED	20 lbs
Wine Vinyl Seat	SL135C-1-P2-WINE	20 lbs
Clear Coat Wood Seat	SL135C-1-P2-NT	20 lbs
Mahogany Wood Seat	SL135C-1-P2-MH	20 lbs
Cherry Wood Seat	SL135C-1-P2-CH	20 lbs
Walnut Wood Seat	SL135C-1-P2-WA	20 lbs
Black Wood Seat	SL135C-1-P2-WB	20 lbs
Barnwood Wood Seat	SL135C-1-P2-BW	20 lbs
Reclaimed Wood Seat	SL135C-1-P2-RW	20 lbs
Frame Only - No Seat	SL135C-1-PLAIN WELDS-FRAME-2 BARS	16 lbs

All spec sheets are available in AutoQuotes or online at www.oakstreetmfg.com

Ladderback - Clear Coat (Brass Welds) Metal Frame Chair



SL135C-B2-WINE



SL135C-B2-BLK

SL135C-B2-BUC

SL135C-B2-ESP

SL135C-B2-RED

SL135C-B2-BW

SL135C-B2-CH



SL135C-B2-MH

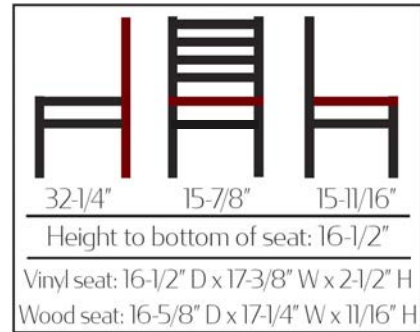
SL135C-B2-NT

SL135C-B2-RW


SL135C-B2-WA

SL135C-B2-WB

- Premium clear coat finish with brass welds
- 1.2mm steel frame; 1-1/4" tubing
- 100% mig welded frame
- Two leg supports
- Non-marring glides (GL2160-CLEAR is standard - other options are available but charged additional)
- Seat ships unattached - simple seat attachment required
- Stackable: No
- Frame load capacity: 300 lbs



	Clear Coat Ladderback Chair	Approx. Weight
Black Vinyl Seat	SL135C-B2-BLK	15 lbs
Buckskin Vinyl Seat	SL135C-B2-BUC	15 lbs
Espresso Vinyl Seat	SL135C-B2-ESP	15 lbs
Red Vinyl Seat	SL135C-B2-RED	15 lbs
Wine Vinyl Seat	SL135C-B2-WINE	15 lbs
Clear Coat Wood Seat	SL135C-B2-NT	15 lbs
Mahogany Wood Seat	SL135C-B2-MH	15 lbs
Cherry Wood Seat	SL135C-B2-CH	15 lbs
Walnut Wood Seat	SL135C-B2-WA	15 lbs
Black Wood Seat	SL135C-B2-WB	15 lbs
Barnwood Wood Seat	SL135C-B2-BW	15 lbs
Reclaimed Wood Seat	SL135C-B2-RW	15 lbs
Frame Only - No Seat	SL135C-BRASS WELDS-FRAME-2 BARS	11 lbs



Ladderback - Clear Coat (Brass Welds) Metal Frame Barstool

Chairs & Barstools

Ladderback - Clear Coat (Brass Welds) Metal Frame Barstool



SL135C-1-B2-NT



SL135C-1-B2-RW

SL135C-1-B2-WA

SL135C-1-B2-WB

SL135C-1-B2-BW

SL135C-1-B2-CH

SL135C-1-B2-MH



SL135C-1-B2-BLK

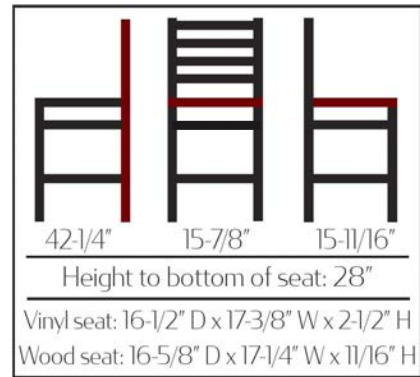
SL135C-1-B2-BUC

SL135C-1-B2-ESP

SL135C-1-B2-RED

SL135C-1-B2-WINE

- Premium clear coat finish with brass welds
- 1.2mm steel frame; 1-1/4" tubing
- 100% mig welded frame
- Two leg supports
- Non-marring glides (GL2160-CLEAR is standard - other options are available but charged additional)
- Seat ships unattached - simple seat attachment required
- Stackable: No
- Frame load capacity: 300 lbs



Part #: GL2160-CLEAR

Part #: GL234

Part #: GL2160-FELT

Part #: GL2160-WHITE

	Clear Coat Ladderback Barstool	Approx. Weight
Black Vinyl Seat	SL135C-1-B2-BLK	20 lbs
Buckskin Vinyl Seat	SL135C-1-B2-BUC	20 lbs
Espresso Vinyl Seat	SL135C-1-B2-ESP	20 lbs
Red Vinyl Seat	SL135C-1-B2-RED	20 lbs
Wine Vinyl Seat	SL135C-1-B2-WINE	20 lbs
Clear Coat Wood Seat	SL135C-1-B2-NT	20 lbs
Mahogany Wood Seat	SL135C-1-B2-MH	20 lbs
Cherry Wood Seat	SL135C-1-B2-CH	20 lbs
Walnut Wood Seat	SL135C-1-B2-WA	20 lbs
Black Wood Seat	SL135C-1-B2-WB	20 lbs
Barnwood Wood Seat	SL135C-1-B2-BW	20 lbs
Reclaimed Wood Seat	SL135C-1-B2-RW	20 lbs
Frame Only - No Seat	SL135C-1-BRASS WELDS-FRAME-2 BARS	16 lbs



Ladderback - Silvervein Metal Frame Chair



SL2160-SV-ESP

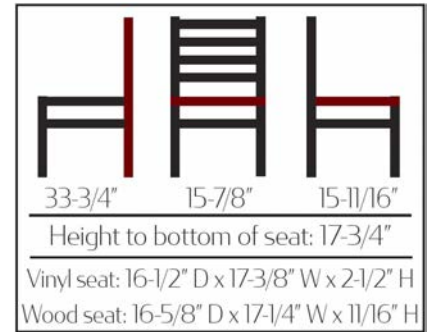


SL2160-SV-RED SL2160-SV-WINE SL2160-SV-BLK SL2160-SV-BUC SL2160-SV-BW SL2160-SV-CH



SL2160-SV-MH SL2160-SV-NT SL2160-SV-RW SL2160-SV-WA SL2160-SV-WB

- Premium silvervein finish
- 1.2mm steel frame; 1-1/4" tubing
- 100% mig welded frame
- Two leg supports
- Non-marring glides (GL2160-WHITE is standard - other options are available but charged additional)
- Seat ships unattached - simple seat attachment required
- Stackable: No
- Weight: 17 lbs
- Frame load capacity: 300 lbs



	Silvervein Ladderback Chair	Approx. Weight
Black Vinyl Seat	SL2160-SV-BLK	17 lbs
Buckskin Vinyl Seat	SL2160-SV-BUC	17 lbs
Espresso Vinyl Seat	SL2160-SV-ESP	17 lbs
Red Vinyl Seat	SL2160-SV-RED	17 lbs
Wine Vinyl Seat	SL2160-SV-WINE	17 lbs
Clear Coat Wood Seat	SL2160-SV-NT	17 lbs
Mahogany Wood Seat	SL2160-SV-MH	17 lbs
Cherry Wood Seat	SL2160-SV-CH	17 lbs
Walnut Wood Seat	SL2160-SV-WA	17 lbs
Black Wood Seat	SL2160-SV-WB	17 lbs
Barnwood Wood Seat	SL2160-SV-BW	17 lbs
Reclaimed Wood Seat	SL2160-SV-RW	17 lbs
Frame Only - No Seat	SL2160-SV-FRAME-2 BARS	13 lbs

Custom vinyl or upholstered seat options available. Visit <http://bit.ly/vinyl-upholstery-fabric> for available options!

All spec sheets are available in AutoQuotes or online at www.oakstreetmfg.com

Ladderback - Silvervein Metal Frame Barstool

Chairs & Stationary Barstools



SL2301-SV-WB

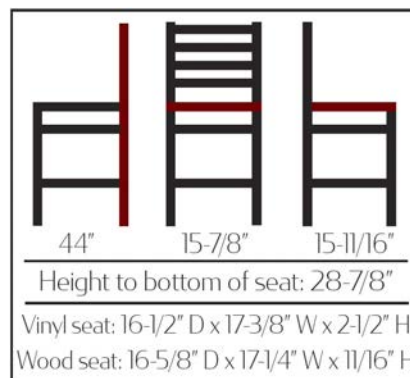


SL2301-SV-BW SL2301-SV-CH SL2301-SV-MH SL2301-SV-NT SL2301-SV-RW SL2301-SV-WA



SL2301-SV-BLK SL2301-SV-BUC SL2301-SV-ESP SL2301-SV-RED SL2301-SV-WINE

- Premium silvervein finish
- 1.2mm steel frame; 1-1/4" tubing
- 100% mig welded frame
- Two leg supports
- Non-marring glides (GL2160-WHITE is standard - other options are available but charged additional)
- Seat ships unattached - simple seat attachment required
- Stackable: No
- Weight: 22 lbs
- Frame load capacity: 300 lbs



	Silvervein Ladderback Barstool	Approx. Weight
Black Vinyl Seat	SL2301-SV-BLK	22 lbs
Buckskin Vinyl Seat	SL2301-SV-BUC	22 lbs
Espresso Vinyl Seat	SL2301-SV-ESP	22 lbs
Red Vinyl Seat	SL2301-SV-RED	22 lbs
Wine Vinyl Seat	SL2301-SV-WINE	22 lbs
Clear Coat Wood Seat	SL2301-SV-NT	22 lbs
Mahogany Wood Seat	SL2301-SV-MH	22 lbs
Cherry Wood Seat	SL2301-SV-CH	22 lbs
Walnut Wood Seat	SL2301-SV-WA	22 lbs
Black Wood Seat	SL2301-SV-WB	22 lbs
Barnwood Wood Seat	SL2301-SV-BW	22 lbs
Reclaimed Wood Seat	SL2301-SV-RW	22 lbs
Frame Only - No Seat	SL2301-SV-FRAME	18 lbs

Custom vinyl or upholstered seat options available. Visit <http://bit.ly/vinyl-upholstery-fabric> for available options!

All spec sheets are available in AutoQuotes or online at www.oakstreetmfg.com

Ladderback - Silvervein Metal Frame Barstool

Ladderback - XL Metal Frame Chair



SL3160-RED



SL3160-WINE

SL3160-BLK

SL3160-BUC

SL3160-ESP



SL3160-MH

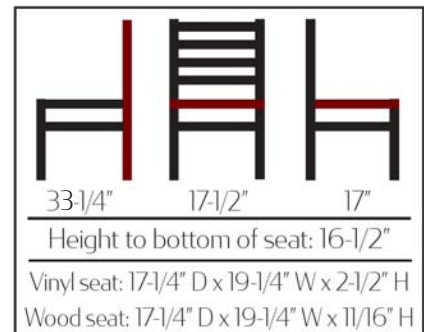
SL3160-NT

SL3160-WA

SL3160-WB

SL3160-CH

- Premium black powder coat wrinkle finish
- 1.2mm steel frame; 1-1/4" tubing
- 100% mig welded frame
- 2" wider, 1" deeper & 1" taller than standard ladderback
- Two leg supports
- Non-marring glides (GL2160-WHITE is standard - other options are available but charged additional)
- Seat ships unattached - simple seat attachment required
- Stackable: No
- Weight: 19 lbs
- Frame load capacity: 300 lbs



	XL Ladderback Chair	Approx. Weight
Black Vinyl Seat	SL3160-BLK	19 lbs
Buckskin Vinyl Seat	SL3160-BUC	19 lbs
Espresso Vinyl Seat	SL3160-ESP	19 lbs
Red Vinyl Seat	SL3160-RED	19 lbs
Wine Vinyl Seat	SL3160-WINE	19 lbs
Clear Coat Wood Seat	SL3160-NT	19 lbs
Mahogany Wood Seat	SL3160-MH	19 lbs
Cherry Wood Seat	SL3160-CH	19 lbs
Walnut Wood Seat	SL3160-WA	19 lbs
Black Wood Seat	SL3160-WB	19 lbs
Frame Only - No Seat	SL3160-FRAME	15 lbs

Custom vinyl or upholstered seat options available. Visit <http://bit.ly/vinyl-upholstery-fabric> for available options!

All spec sheets are available in AutoQuotes or online at www.oakstreetmfg.com

Ladderback - XL Metal Frame Barstool

Chairs & Stationary Barstools



SL3301-CH



SL3301-MH

SL3301-NT

SL3301-WA

SL3301-WB



SL3301-BLK

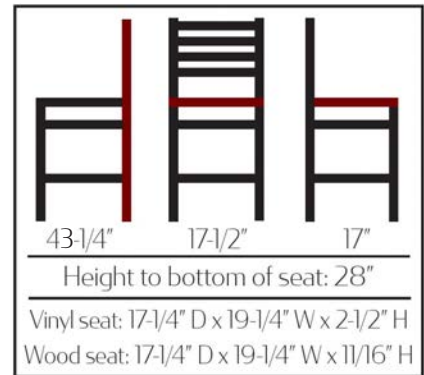
SL3301-BUC

SL3301-ESP

SL3301-RED

SL3301-WINE

- Premium black powder coat wrinkle finish
- 1.2mm steel frame; 1 1/4" tubing
- 100% mig welded frame
- 2" wider, 1" deeper & 1" taller than standard ladderback
- Two leg supports
- Non-marring glides (GL2160-WHITE is standard - other options are available but charged additional)
- Seat ships unattached - simple seat attachment required
- Stackable: No
- Weight: 24 lbs
- Frame load capacity: 300 lbs



Part #: GL2160-CLEAR

Part #: GL234

Part #: GL2160-FELT

Part #: GL2160-WHITE

Custom vinyl or upholstered seat options available. Visit <http://bit.ly/vinyl-upholstery-fabric> for available options!



	XL Ladderback Barstool	Approx. Weight
Black Vinyl Seat	SL3301-BLK	24 lbs
Buckskin Vinyl Seat	SL3301-BUC	24 lbs
Espresso Vinyl Seat	SL3301-ESP	24 lbs
Red Vinyl Seat	SL3301-RED	24 lbs
Wine Vinyl Seat	SL3301-WINE	24 lbs
Clear Coat Wood Seat	SL3301-NT	24 lbs
Mahogany Wood Seat	SL3301-MH	24 lbs
Cherry Wood Seat	SL3301-CH	24 lbs
Walnut Wood Seat	SL3301-WA	24 lbs
Black Wood Seat	SL3301-WB	24 lbs
Frame Only - No Seat	SL3301-FRAME	20 lbs

All spec sheets are available in AutoQuotes or online at www.oakstreetmfg.com

Ladderback - XL Metal Frame Barstool

Ladderback - Stackable Metal Frame Chair



ST2160-RED



ST2160-WINE

ST2160-BLK

ST2160-BUC

ST2160-ESP

ST2160-CH



ST2160-MH

ST2160-NT

ST2160-RW

ST2160-WA

ST2160-WB

ST2160-BW

- Premium black powder coat wrinkle finish
- 1.2mm steel frame; 1-1/4" tubing
- 100% mig welded frame & footring
- Maximum stacking height: 5
- Non-marring glides
- Two leg supports
- Seat ships unattached - simple seat attachment required
- Frame load capacity: 300 lbs
- For indoor use only



Part #: GL2160-CLEAR

Part #: GL234

Part #: GL2160-FELT

Part #: GL2160-WHITE

All spec sheets are available in AutoQuotes or online at www.oakstreetmfg.com

	Stackable Ladderback Chair	Approx. Weight
Black Vinyl Seat	ST2160-BLK	17 lbs
Buckskin Vinyl Seat	ST2160-BUC	17 lbs
Espresso Vinyl Seat	ST2160-ESP	17 lbs
Red Vinyl Seat	ST2160-RED	17 lbs
Wine Vinyl Seat	ST2160-WINE	17 lbs
Clear Coat Wood Seat	ST2160-NT	17 lbs
Mahogany Wood Seat	ST2160-MH	17 lbs
Cherry Wood Seat	ST2160-CH	17 lbs
Walnut Wood Seat	ST2160-WA	17 lbs
Black Wood Seat	ST2160-WB	17 lbs
Barnwood Wood Seat	ST2160-BW	17 lbs
Reclaimed Wood Seat	ST2160-RW	17 lbs
Frame Only - No Seat	ST2160-FRAME	13 lbs



Ladderback - Stackable Metal Frame Chair

Chairs & Stationary Barstools



ST2160-CCS-WA



ST2160-CCS-BLK ST2160-CCS-BUC ST2160-CCS-ESP ST2160-CCS-RED ST2160-CCS-WINE



ST2160-CCS-RW ST2160-CCS-WB ST2160-CCS-BW ST2160-CCS-CH ST2160-CCS-MH ST2160-CCS-NT

- Premium clear coat finish - available with brass or plain welds
- 1.2mm steel frame; 1-1/4" tubing
- 100% mig welded frame & footring
- Maximum stacking height: 5
- Non-marring glides
- Two leg supports
- Seat ships unattached - simple seat attachment required
- Frame load capacity: 300 lbs
- For indoor use only



Part #: GL2160-CLEAR

Part #: GL234

Part #: GL2160-FELT

Part #: GL2160-WHITE

All spec sheets are available in AutoQuotes or online at www.oakstreetmfg.com

Plain welds



Brass welds



Ladderback - Stackable Metal Frame Chair

	Stackable Clear Coat Ladderback Chair	Approx. Weight
Black Vinyl Seat	ST2160-CCS-BLK	17 lbs
Buckskin Vinyl Seat	ST2160-CCS-BUC	17 lbs
Espresso Vinyl Seat	ST2160-CCS-ESP	17 lbs
Red Vinyl Seat	ST2160-CCS-RED	17 lbs
Wine Vinyl Seat	ST2160-CCS-WINE	17 lbs
Clear Coat Wood Seat	ST2160-CCS-NT	17 lbs
Mahogany Wood Seat	ST2160-CCS-MH	17 lbs
Cherry Wood Seat	ST2160-CCS-CH	17 lbs
Walnut Wood Seat	ST2160-CCS-WA	17 lbs
Black Wood Seat	ST2160-CCS-WB	17 lbs
Barnwood Wood Seat	ST2160-CCS-BW	17 lbs
Reclaimed Wood Seat	ST2160-CCS-RW	17 lbs
Frame Only (Plain Welds) - No Seat	ST2160-CCS-PLAIN WELDS-FRAME	13 lbs
Frame Only (Brass Welds) - No Seat	ST2160-CCS-BRASS WELDS-FRAME	13 lbs

Custom vinyl or upholstered seat options available. Visit <http://bit.ly/vinyl-upholstery-fabric> for available options!



Ladderback Wood Frame Seating



WC101WA-WA

WB101WA-BUC

WC101MH-MH

WB101MH-WINE



WC101BLK-WB

WB101BLK-BLK

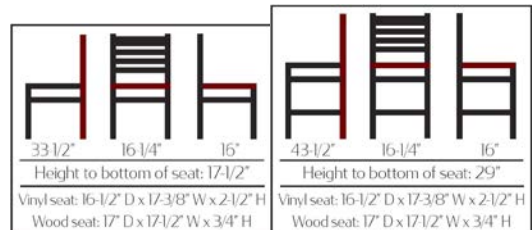
WC101NT

WB101NT-ESP

Solid Wood Ladderback Chair	Walnut Stain	Black Dye with Stain	Mahogany Stain	Clear Coat Finish	Approx. Weight
Matching Wood Seat	WC101WA-WA	WC101BLK-WB	WC101MH-MH	WC101NT-NT	20 lbs
Black Vinyl Seat	WC101WA-BLK	WC101BLK-BLK	WC101MH-BLK	WC101NT-BLK	20 lbs
Buckskin Vinyl Seat	WC101WA-BUC	WC101BLK-BUC	WC101MH-BUC	WC101NT-BUC	20 lbs
Espresso Vinyl Seat	WC101WA-ESP	WC101BLK-ESP	WC101MH-ESP	WC101NT-ESP	20 lbs
Red Vinyl Seat	WC101WA-RED	WC101BLK-RED	WC101MH-RED	WC101NT-RED	20 lbs
Wine Vinyl Seat	WC101WA-WINE	WC101BLK-WINE	WC101MH-WINE	WC101NT-WINE	20 lbs
Frame Only - No Seat	CW-534-WA-FRAME	CW-534-BLK-FRAME	CW-534-MH-FRAME	CW-534-NT-FRAME	16 lbs

Solid Wood Ladderback Barstool	Walnut Stain	Black Dye with Stain	Mahogany Stain	Clear Coat Finish	Approx. Weight
Matching Wood Seat	WB101WA-WA	WB101BLK-WB	WB101MH-MH	WB101NT-NT	24 lbs
Black Vinyl Seat	WB101WA-BLK	WB101BLK-BLK	WB101MH-BLK	WB101NT-BLK	24 lbs
Buckskin Vinyl Seat	WB101WA-BUC	WB101BLK-BUC	WB101MH-BUC	WB101NT-BUC	24 lbs
Espresso Vinyl Seat	WB101WA-ESP	WB101BLK-ESP	WB101MH-ESP	WB101NT-ESP	24 lbs
Red Vinyl Seat	WB101WA-RED	WB101BLK-RED	WB101MH-RED	WB101NT-RED	24 lbs
Wine Vinyl Seat	WB101WA-WINE	WB101BLK-WINE	WB101MH-WINE	WB101NT-WINE	24 lbs
Frame Only - No Seat	BW-534-WA-FRAME	BW-534-BLK-FRAME	BW-534-MH-FRAME	BW-534-NT-FRAME	20 lbs

- Frame & matching seat are constructed of solid European beech
- Available stains/finishes include: Walnut, Black, Mahogany & Clear Coat
- Available with any in-house vinyl or matching solid wood seat (pricing shown left) or with custom vinyl/upholstery (upcharge)
- Seats ship unattached - simple seat attachment required
- Two leg supports
- Non-marring poly glides
- For indoor use only
- Stackable: No





Crossback Metal Frame Chair



SL2130-WINE



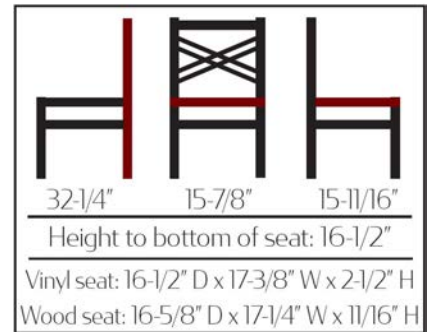
SL2130-BLK SL2130-BUC SL2130-ESP SL2130-RED SL2130-BW SL2130-CH



SL2130-MH SL2130-NT SL2130-RW SL2130-WA SL2130-WB

- Premium black powder coat wrinkle finish
- 1.2mm steel frame; 1-1/4" tubing
- 100% mig welded frame
- Two leg supports
- Non-marring glides (GL2160-WHITE is standard - other options are available but charged additional)
- Seat ships unattached - simple seat attachment required
- Stackable: No
- Frame load capacity: 300 lbs


Custom vinyl or upholstered seat options available. Visit <http://bit.ly/vinyl-upholstery-fabric> for available options!



	Part #: GL2160-CLEAR		Part #: GL234
	Part #: GL2160-FELT		Part #: GL2160-WHITE

All spec sheets are available in AutoQuotes or online at www.oakstreetmfg.com

	Crossback Chair	Approx. Weight
Black Vinyl Seat	SL2130-BLK	17 lbs
Buckskin Vinyl Seat	SL2130-BUC	17 lbs
Espresso Vinyl Seat	SL2130-ESP	17 lbs
Red Vinyl Seat	SL2130-RED	17 lbs
Wine Vinyl Seat	SL2130-WINE	17 lbs
Clear Coat Wood Seat	SL2130-NT	17 lbs
Mahogany Wood Seat	SL2130-MH	17 lbs
Cherry Wood Seat	SL2130-CH	17 lbs
Walnut Wood Seat	SL2130-WA	17 lbs
Black Wood Seat	SL2130-WB	17 lbs
Barnwood Wood Seat	SL2130-BW	17 lbs
Reclaimed Wood Seat	SL2130-RW	17 lbs
Frame Only - No Seat	SL2130-FRAME	13 lbs



Crossback Metal Frame Barstool

Chairs & Stationary Barstools



SL2130-I-BW



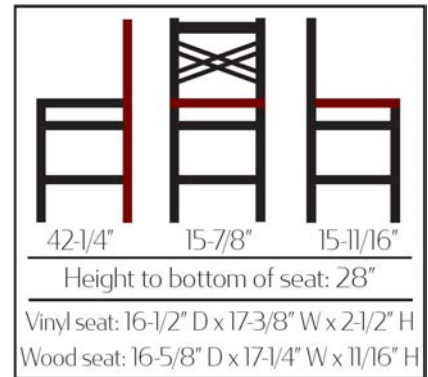
SL2130-I-CH SL2130-I-MH SL2130-I-NT SL2130-I-RW SL2130-I-WA SL2130-I-WB



SL2130-I-BLK SL2130-I-BUC SL2130-I-ESP SL2130-I-RED SL2130-I-WINE

- Premium black powder coat wrinkle finish
- 1.2mm steel frame; 1-1/4" tubing
- 100% mig welded frame
- Two leg supports
- Non-marring glides (GL2160-WHITE is standard - other options are available but charged additional)
- Seat ships unattached - simple seat attachment required
- Stackable: No
- Frame load capacity: 300 lbs

Custom vinyl or upholstered seat options available. Visit <http://bit.ly/vinyl-upholstery-fabric> for available options!



	Part #: GL2160-CLEAR		Part #: GL234
	Part #: GL2160-FELT		Part #: GL2160-WHITE

All spec sheets are available in AutoQuotes or online at www.oakstreetmfg.com

	Crossback Barstool	Approx. Weight
Black Vinyl Seat	SL2130-I-BLK	22 lbs
Buckskin Vinyl Seat	SL2130-I-BUC	22 lbs
Espresso Vinyl Seat	SL2130-I-ESP	22 lbs
Red Vinyl Seat	SL2130-I-RED	22 lbs
Wine Vinyl Seat	SL2130-I-WINE	22 lbs
Clear Coat Wood Seat	SL2130-I-NT	22 lbs
Mahogany Wood Seat	SL2130-I-MH	22 lbs
Cherry Wood Seat	SL2130-I-CH	22 lbs
Walnut Wood Seat	SL2130-I-WA	22 lbs
Black Wood Seat	SL2130-I-WB	22 lbs
Barnwood Wood Seat	SL2130-I-BW	22 lbs
Reclaimed Wood Seat	SL2130-I-RW	22 lbs
Frame Only - No Seat	SL2130-I-FRAME	18 lbs



Crossback Metal Frame Barstool

Verticalback Metal Frame Chair



SL2090-BLK



SL2090-BUC

SL2090-ESP

SL2090-RED

SL2090-WINE

SL2090-BW

SL2090-CH



SL2090-MH

SL2090-NT

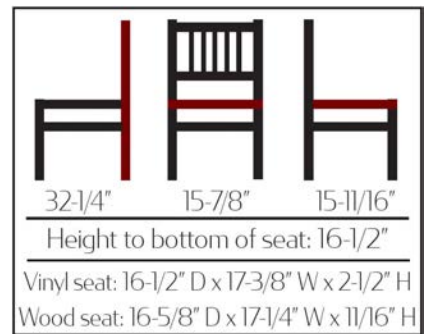
SL2090-RW

SL2090-WA

SL2090-WB

- Premium black powder coat wrinkle finish
- 1.2mm steel frame; 1-1/4" tubing
- 100% mig welded frame
- Two leg supports
- Non-marring glides (GL2160-WHITE is standard - other options are available but charged additional)
- Seat ships unattached - simple seat attachment required
- Stackable: No
- Frame load capacity: 300 lbs

Custom vinyl or upholstered seat options available. Visit <http://bit.ly/vinyl-upholstery-fabric> for available options!



Part #: GL2160-CLEAR Part #: GL234

Part #: GL2160-FELT Part #: GL2160-WHITE

All spec sheets are available in AutoQuotes or online at www.oakstreetmfg.com

	Crossback Chair	Approx. Weight
Black Vinyl Seat	SL2090-BLK	17 lbs
Buckskin Vinyl Seat	SL2090-BUC	17 lbs
Espresso Vinyl Seat	SL2090-ESP	17 lbs
Red Vinyl Seat	SL2090-RED	17 lbs
Wine Vinyl Seat	SL2090-WINE	17 lbs
Clear Coat Wood Seat	SL2090-NT	17 lbs
Mahogany Wood Seat	SL2090-MH	17 lbs
Cherry Wood Seat	SL2090-CH	17 lbs
Walnut Wood Seat	SL2090-WA	17 lbs
Black Wood Seat	SL2090-WB	17 lbs
Barnwood Wood Seat	SL2090-BW	17 lbs
Reclaimed Wood Seat	SL2090-RW	17 lbs
Frame Only - No Seat	SL2090-FRAME	13 lbs



Verticalback Metal Frame Barstool

Chairs & Stationary Barstools



SL2090-1-CH



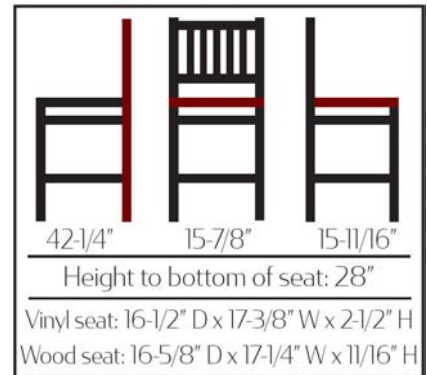
SL2090-1-MH SL2090-1-NT SL2090-1-RW SL2090-1-WA SL2090-1-WB SL2090-1-BW



SL2090-1-BLK SL2090-1-BUC SL2090-1-ESP SL2090-1-RED SL2090-1-WINE

- Premium black powder coat wrinkle finish
- 1.2mm steel frame; 1-1/4" tubing
- 100% mig welded frame
- Two leg supports
- Non-marring glides (GL2160-WHITE is standard - other options are available but charged additional)
- Seat ships unattached - simple seat attachment required
- Stackable: No
- Frame load capacity: 300 lbs

Custom vinyl or upholstered seat options available. Visit <http://bit.ly/vinyl-upholstery-fabric> for available options!



Part #: GL2160-CLEAR

Part #: GL234

Part #: GL2160-FELT

Part #: GL2160-WHITE

All spec sheets are available in AutoQuotes or online at www.oakstreetmfg.com

	Crossback Barstool	Approx. Weight
Black Vinyl Seat	SL2090-1-BLK	22 lbs
Buckskin Vinyl Seat	SL2090-1-BUC	22 lbs
Espresso Vinyl Seat	SL2090-1-ESP	22 lbs
Red Vinyl Seat	SL2090-1-RED	22 lbs
Wine Vinyl Seat	SL2090-1-WINE	22 lbs
Clear Coat Wood Seat	SL2090-1-NT	22 lbs
Mahogany Wood Seat	SL2090-1-MH	22 lbs
Cherry Wood Seat	SL2090-1-CH	22 lbs
Walnut Wood Seat	SL2090-1-WA	22 lbs
Black Wood Seat	SL2090-1-WB	22 lbs
Barnwood Wood Seat	SL2090-1-BW	22 lbs
Reclaimed Wood Seat	SL2090-1-RW	22 lbs
Frame Only - No Seat	SL2090-1-FRAME	18 lbs

Verticalback Metal Frame Barstool

Verticalback Wood Frame Seating



WC102WA-ESP

WB102WA-WA

WC102MH-BLK

WB102MH-MH



WC102BLK-RED

WB102BLK-WB

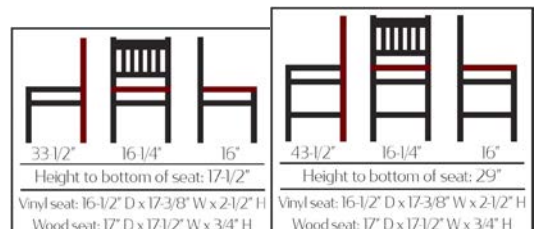
WC102NT-BUC


WB102NT-NT

Solid Wood Verticalback Chair	Walnut Stain	Black Dye with Stain	Mahogany Stain	Clear Coat Finish	Approx. Weight
Matching Wood Seat	WC102WA-WA	WC102BLK-WB	WC102MH-MH	WC102NT-NT	20 lbs
Black Vinyl Seat	WC102WA-BLK	WC102BLK-BLK	WC102MH-BLK	WC102NT-BLK	20 lbs
Buckskin Vinyl Seat	WC102WA-BUC	WC102BLK-BUC	WC102MH-BUC	WC102NT-BUC	20 lbs
Espresso Vinyl Seat	WC102WA-ESP	WC102BLK-ESP	WC102MH-ESP	WC102NT-ESP	20 lbs
Red Vinyl Seat	WC102WA-RED	WC102BLK-RED	WC102MH-RED	WC102NT-RED	20 lbs
Wine Vinyl Seat	WC102WA-WINE	WC102BLK-WINE	WC102MH-WINE	WC102NT-WINE	20 lbs
Frame Only - No Seat	CW-550-WA-FRAME	CW-550-BLK-FRAME	CW-550-MH-FRAME	CW-550-NT-FRAME	16 lbs

Solid Wood Verticalback Barstool	Walnut Stain	Black Dye with Stain	Mahogany Stain	Clear Coat Finish	Approx. Weight
Matching Wood Seat	WB102WA-WA	WB102BLK-WB	WB102MH-MH	WB102NT-NT	24 lbs
Black Vinyl Seat	WB102WA-BLK	WB102BLK-BLK	WB102MH-BLK	WB102NT-BLK	24 lbs
Buckskin Vinyl Seat	WB102WA-BUC	WB102BLK-BUC	WB102MH-BUC	WB102NT-BUC	24 lbs
Espresso Vinyl Seat	WB102WA-ESP	WB102BLK-ESP	WB102MH-ESP	WB102NT-ESP	24 lbs
Red Vinyl Seat	WB102WA-RED	WB102BLK-RED	WB102MH-RED	WB102NT-RED	24 lbs
Wine Vinyl Seat	WB102WA-WINE	WB102BLK-WINE	WB102MH-WINE	WB102NT-WINE	24 lbs
Frame Only - No Seat	BW-550-WA-FRAME	BW-550-BLK-FRAME	BW-550-MH-FRAME	BW-550-NT-FRAME	20 lbs

- Frame & matching seat are constructed of solid European beech
- Available stains/finishes include: Walnut, Black, Mahogany & Clear Coat
- Available with any in-house vinyl or matching solid wood seat (pricing shown left) or with custom vinyl/upholstery (upcharge)
- Seats ship unattached - simple seat attachment required
- Two leg supports
- Non-marring poly glides
- For indoor use only
- Stackable: No





Windowpane Metal Frame Chair



SL2163-BUC



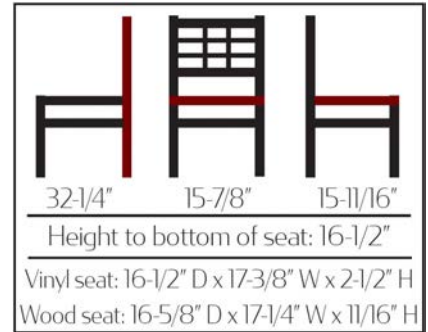
SL2163-ESP SL2163-RED SL2163-WINE SL2163-BLK SL2163-BW SL2163-CH



SL2163-MH SL2163-NT SL2163-RW SL2163-WA SL2163-WB

- Premium black powder coat wrinkle finish
- 1.2mm steel frame; 1-1/4" tubing
- 100% mig welded frame
- Two leg supports
- Non-marring glides (GL2160-WHITE is standard - other options are available but charged additional)
- Seat ships unattached - simple seat attachment required
- Stackable: No
- Frame load capacity: 300 lbs

Custom vinyl or upholstered seat options available. Visit <http://bit.ly/vinyl-upholstery-fabric> for available options!



All spec sheets are available in AutoQuotes or online at www.oakstreetmfg.com

	Crossback Chair	Approx. Weight
Black Vinyl Seat	SL2163-BLK	17 lbs
Buckskin Vinyl Seat	SL2163-BUC	17 lbs
Espresso Vinyl Seat	SL2163-ESP	17 lbs
Red Vinyl Seat	SL2163-RED	17 lbs
Wine Vinyl Seat	SL2163-WINE	17 lbs
Clear Coat Wood Seat	SL2163-NT	17 lbs
Mahogany Wood Seat	SL2163-MH	17 lbs
Cherry Wood Seat	SL2163-CH	17 lbs
Walnut Wood Seat	SL2163-WA	17 lbs
Black Wood Seat	SL2163-WB	17 lbs
Barnwood Wood Seat	SL2163-BW	17 lbs
Reclaimed Wood Seat	SL2163-RW	17 lbs
Frame Only - No Seat	SL2163-FRAME	13 lbs



Windowpane Metal Frame Barstool

Chairs & Stationary Barstools



SL2163-1-MH



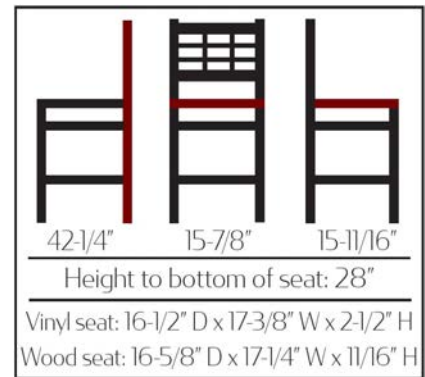
SL2163-1-NT SL2163-1-RW SL2163-1-WA SL2163-1-WB SL2163-1-BW SL2163-1-CH



SL2163-1-BLK SL2163-1-BUC SL2163-1-ESP SL2163-1-RED SL2163-1-WINE

- Premium black powder coat wrinkle finish
- 1.2mm steel frame; 1-1/4" tubing
- 100% mig welded frame
- Two leg supports
- Non-marring glides (GL2160-WHITE is standard - other options are available but charged additional)
- Seat ships unattached - simple seat attachment required
- Stackable: No
- Frame load capacity: 300 lbs

Custom vinyl or upholstered seat options available. Visit <http://bit.ly/vinyl-upholstery-fabric> for available options!



Part #: GL2160-CLEAR Part #: GL234

Part #: GL2160-FELT Part #: GL2160-WHITE

All spec sheets are available in AutoQuotes or online at www.oakstreetmfg.com

	Crossback Barstool	Approx. Weight
Black Vinyl Seat	SL2163-1-BLK	22 lbs
Buckskin Vinyl Seat	SL2163-1-BUC	22 lbs
Espresso Vinyl Seat	SL2163-1-ESP	22 lbs
Red Vinyl Seat	SL2163-1-RED	22 lbs
Wine Vinyl Seat	SL2163-1-WINE	22 lbs
Clear Coat Wood Seat	SL2163-1-NT	22 lbs
Mahogany Wood Seat	SL2163-1-MH	22 lbs
Cherry Wood Seat	SL2163-1-CH	22 lbs
Walnut Wood Seat	SL2163-1-WA	22 lbs
Black Wood Seat	SL2163-1-WB	22 lbs
Barnwood Wood Seat	SL2163-1-BW	22 lbs
Reclaimed Wood Seat	SL2163-1-RW	22 lbs
Frame Only - No Seat	SL2163-1-FRAME	18 lbs



Windowpane Metal Frame Barstool

Jailhouse Metal Frame Chair



SL4279-ESP



SL4279-RED

SL4279-WINE

SL4279-BLK

SL4279-BUC

SL4279-BW

SL4279-CH



SL4279-MH

SL4279-NT

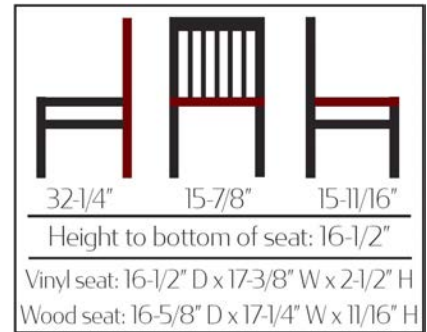
SL4279-RW

SL4279-WA

SL4279-WB

- Premium black powder coat wrinkle finish
- 1.2mm steel frame; 1-1/4" tubing
- 100% mig welded frame
- Standard leg supports
- Non-marring glides (GL2160-CLEAR/GL4279 are standard - other options are available but charged additional)
- Seat ships unattached - simple seat attachment required
- Stackable: No
- Frame load capacity: 300 lbs

Custom vinyl or upholstered seat options available. Visit <http://bit.ly/vinyl-upholstery-fabric> for available options!



Front Legs:
Part #: GL2160-CLEAR



Back Legs:
Part #: GL4279

All spec sheets are available in AutoQuotes or online at www.oakstreetmfg.com

	Jailhouse Chair	Approx. Weight
Black Vinyl Seat	SL4279-BLK	17 lbs
Buckskin Vinyl Seat	SL4279-BUC	17 lbs
Espresso Vinyl Seat	SL4279-ESP	17 lbs
Red Vinyl Seat	SL4279-RED	17 lbs
Wine Vinyl Seat	SL4279-WINE	17 lbs
Clear Coat Wood Seat	SL4279-NT	17 lbs
Mahogany Wood Seat	SL4279-MH	17 lbs
Cherry Wood Seat	SL4279-CH	17 lbs
Walnut Wood Seat	SL4279-WA	17 lbs
Black Wood Seat	SL4279-WB	17 lbs
Barnwood Wood Seat	SL4279-BW	17 lbs
Reclaimed Wood Seat	SL4279-RW	17 lbs
Frame Only - No Seat	SL4279-FRAME	13 lbs



Jailhouse Metal Frame Barstool

Chairs & Stationary Barstools



SL4279-I-NT



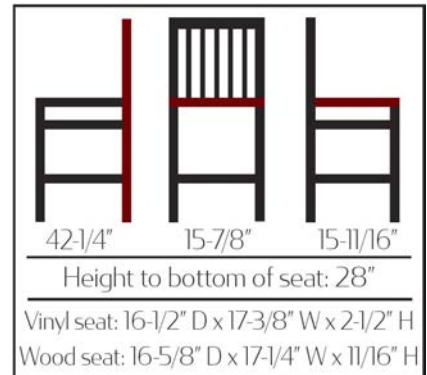
SL4279-I-RW SL4279-I-WA SL4279-I-WB SL4279-I-BW SL4279-I-CH SL4279-I-MH



SL4279-I-BLK SL4279-I-BUC SL4279-I-ESP SL4279-I-RED SL4279-I-WINE

- Premium black powder coat wrinkle finish
- 1.2mm steel frame; 1-1/4" tubing
- 100% mig welded frame
- Standard leg supports
- Non-marring glides (GL2160-CLEAR/GL4279 are standard - other options are available but charged additional)
- Seat ships unattached - simple seat attachment required
- Stackable: No
- Frame load capacity: 300 lbs

Custom vinyl or upholstered seat options available. Visit <http://bit.ly/vinyl-upholstery-fabric> for available options!



Front Legs:
Part #: GL2160-CLEAR

Back Legs:
Part #: GL4279

All spec sheets are available in AutoQuotes or online at www.oakstreetmfg.com

	Jailhouse Barstool	Approx. Weight
Black Vinyl Seat	SL4279-I-BLK	22 lbs
Buckskin Vinyl Seat	SL4279-I-BUC	22 lbs
Espresso Vinyl Seat	SL4279-I-ESP	22 lbs
Red Vinyl Seat	SL4279-I-RED	22 lbs
Wine Vinyl Seat	SL4279-I-WINE	22 lbs
Clear Coat Wood Seat	SL4279-I-NT	22 lbs
Mahogany Wood Seat	SL4279-I-MH	22 lbs
Cherry Wood Seat	SL4279-I-CH	22 lbs
Walnut Wood Seat	SL4279-I-WA	22 lbs
Black Wood Seat	SL4279-I-WB	22 lbs
Barnwood Wood Seat	SL4279-I-BW	22 lbs
Reclaimed Wood Seat	SL4279-I-RW	22 lbs
Frame Only - No Seat	SL4279-I-FRAME	18 lbs

Jailhouse Metal Frame Barstool

Schoolhouse Wood Frame Seating

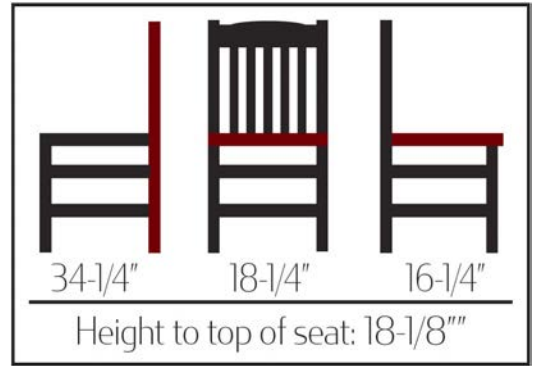


CW-554-WA



CW-554-MH

Schoolhouse Chair

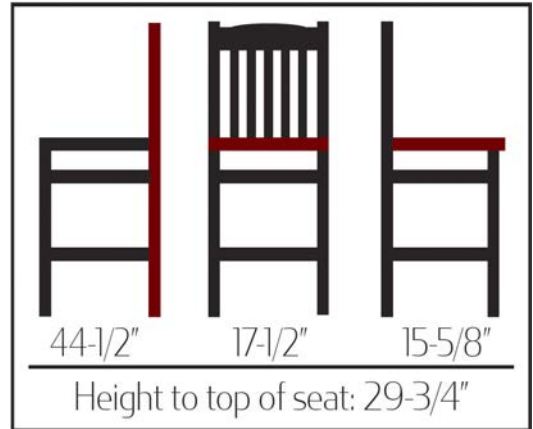


BW-554-WA



BW-554-MH

Schoolhouse Barstool



- Frame & matching solid wood seat constructed of solid European beech
- Available in Walnut or Mahogany stains
- Two leg supports
- Bolt-through design eliminates common problems associated with traditional wood fastening systems
- Non-marring glides
- Stackable: No

	Walnut Finish	Mahogany Finish	Approx. Weight
Schoolhouse Chair	CW-554-WA	CW-554-MH	20 lbs
Schoolhouse Barstool	BW-554-WA	BW-554-MH	24 lbs

Elbow Metal Frame Seating

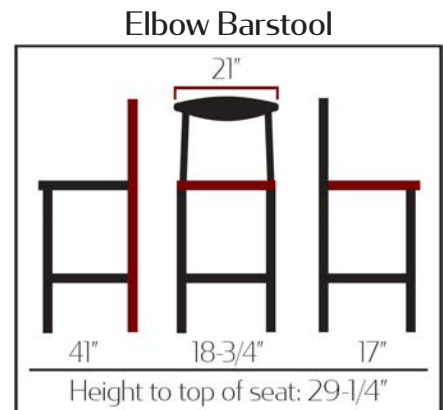
Chairs & Stationary Barstools



	Natural Frame Finish w/ Seat Part #	Driftwood Frame Finish w/ Seat Part #	Approx. Weight
Elbow Chair	CM-6063-NT-BLK	CM-6063-DW-BLK	14 lbs
Elbow Barstool	BM-6063-NT-BLK	BM-6063-DW-BLK	18 lbs

- 1.2mm metal frame with faux natural clear coat or driftwood wood grain finish
- Black vinyl seat
 - Barstool seat ships assembled
 - Chair seat ships unassembled
- Stackable: No
- Non-marring poly glides
- For indoor use only

Custom vinyl or upholstered seat options available. Visit <http://bit.ly/vinyl-upholstery-fabric> for available options!



Elbow Metal Frame Seating

Harbor Wood Frame Seating



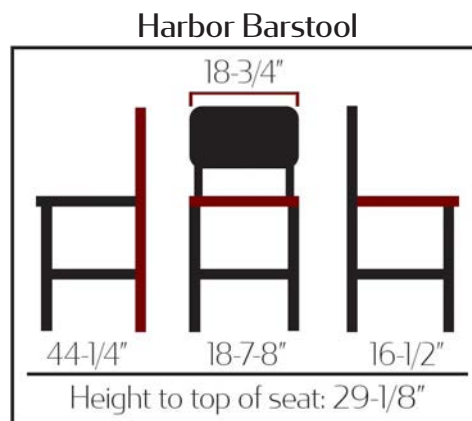
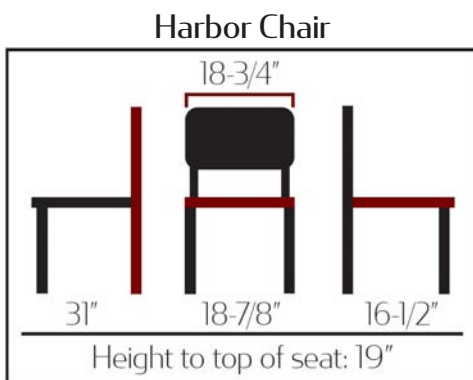
CW-0234-NT-BLK



BW-0234-NT-BLK

- Beech wood frame construction
- Natural clear coat frame finish
- Black vinyl seat & back
- Non-marring poly glides
- Ships assembled
- Stackable: No
- For indoor use only

	Part #	Approx. Weight
Harbor Chair	CW-0234-NT-BLK	23 lbs
Harbor Barstool	BW-0234-NT-BLK	26 lbs





CW-0439-NT-BLK

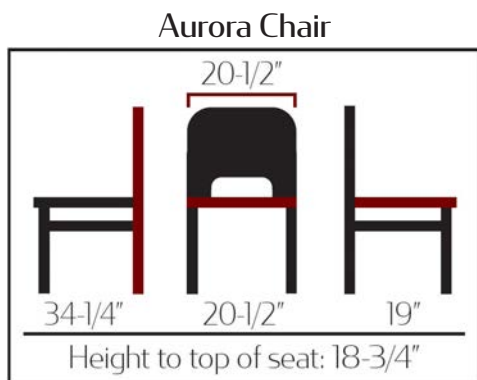


BW-0439-NT-BLK

Custom vinyl or upholstered seat options available. Visit <http://bit.ly/vinyl-upholstery-fabric> for available options!

- Beech wood frame construction
- Natural clear coat frame finish
- Black vinyl seat
- Non-marring poly glides
- Ships assembled
- Stackable: No
- For indoor use only

	Part #	Approx. Weight
Aurora Chair	CW-0439-NT-BLK	20 lbs
Aurora Barstool	BW-0439-NT-BLK	22 lbs

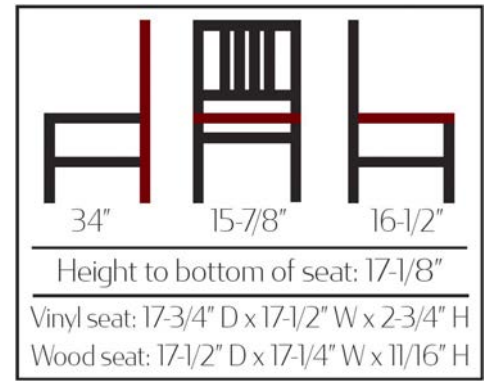


Steel Metal Frame Seating



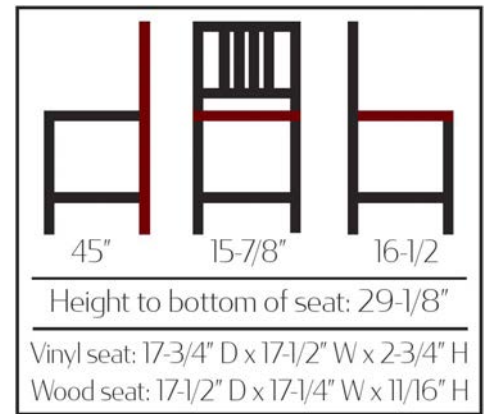
CM-256-NT

CM-256-BLK



BM-256-NT

BM-256-BLK



- Available with 5/8" clear coat wood seat or 2-1/2" black vinyl seat
- 1.5mm 100% welded steel frame
- 1-1/8" tubular construction
- Silver finish
- Non-marring poly glides
- Seat ships unattached - simple seat attachment required
- Stackable: No
- For indoor use only



	Clear Coat Wood Seat	Black Vinyl Seat	Approx. Weight	Frame Only - No Seat	Approx. Weight
Steel Chair	CM-256-NT	CM-256-BLK	20 lbs	CM-256-STEEL-FRAME	16 lbs
Steel Barstool	BM-256-NT	BM-256-BLK	23 lbs	BM-256-STEEL-FRAME	19 lbs



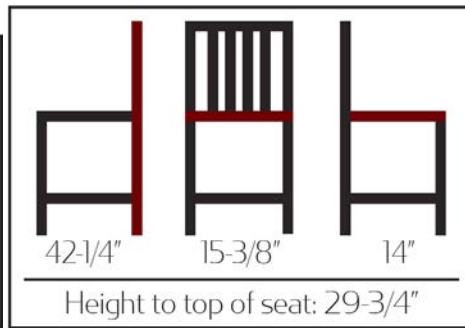
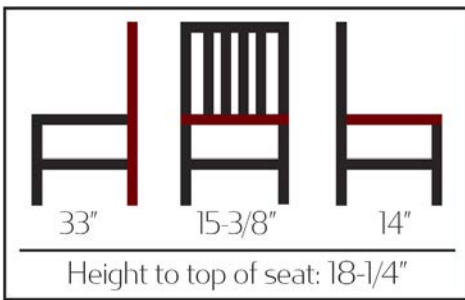
CM-252-ALM



BM-252-ALM

- Lightweight construction with modern line design
- 1.5mm 100% welded aluminum frame
- 1-1/8" tubular construction
- Premium, extended-life, non-marring poly glides
- Ships assembled
- **For indoor and outdoor use!**
- Chair weight: 10 lbs Barstool weight: 18 lbs

	Part #	Approx. Weight
Navy Chair	CM-252-ALM	10 lbs
Navy Barstool	BM-252-ALM	18 lbs



Timber 2.0 Metal Frame Wood Back Seating

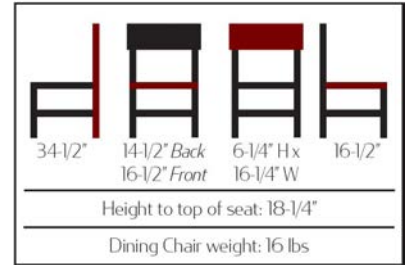


CM-W702-2-TI

CM-W702-2-NT

CM-W702-2-WB

Timber 2.0 Chair

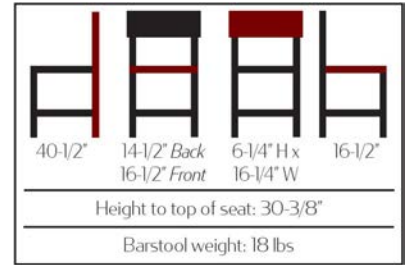


BM-W702-2-TI

BM-W702-2-NT


BM-W702-2-WB

Timber 2.0 Barstool



- 7/8" thick wood seat & back available in distressed Timber stain, Clear Coat finish & Black stain
- 1.2mm steel frame; 3/4" tubing; 100% mig welded
- Premium, extended-life, non-marring glides
- Black sandtex finish
- Ships assembled
- Stackable: No
- For indoor use only

	Timber stain Part #	Clear Coat finish Part #	Black stain Part #	Approx. Weight
Timber Chair	CM-W702-2-TI	CM-W702-2-NT	CM-W702-2-BLK	16 lbs
Timber Barstool	BM-W702-2-TI	BM-W702-2-NT	BM-W702-2-BLK	18 lbs



Amata Metal Chair/Barstool Frame

Chairs & Stationary Barstools



CM-10501-DW-U-CC
Amata frame (driftwood) - vinyl/upholstered bucket seat (charcoal)



CM-10501-NT-U-LM
Amata frame (natural) - vinyl/upholstered bucket seat (light moss)



CM-10501-DW-CUT-BUC
Amata frame (driftwood) - cutout back bucket seat (buckskin)



CM-10501-NT-CUT-BLK
Amata frame (natural) - cutout back bucket seat (black)



CM-10501-DW-TUF-BLK
Amata frame (driftwood) - tufted back bucket seat (black)



CM-10501-NT-TUF-BUC
Amata frame (natural) - tufted back bucket seat (buckskin)



BM-10501-NT-U-CC
Amata frame (natural) - vinyl/upholstered bucket seat (charcoal)



BM-10501-DW-U-LM
Amata frame (driftwood) - vinyl/upholstered bucket seat (light moss)



BM-10501-NT-CUT-BUC
Amata frame (natural) - cutout back bucket seat (buckskin)



BM-10501-DW-CUT-BLK
Amata frame (driftwood) - cutout back bucket seat (black)



BM-10501-NT-TUF-BLK
Amata frame (natural) - tufted back bucket seat (black)



BM-10501-DW-TUF-BUC
Amata frame (driftwood) - tufted back bucket seat (buckskin)



CM-10501-DW-IMP-BLK
Amata frame (driftwood) - standard bucket seat (black)



CM-10501-NT-IMP-WINE
Amata frame (natural) - standard bucket seat (wine)



CM-10501-DW-IMP-ESP
Amata frame (driftwood) - standard bucket seat (espresso)



CM-10501-NT-IMP-BUC
Amata frame (natural) - standard bucket seat (buckskin)



Natural frame finish



Driftwood frame finish



BM-10501-NT-IMP-BLK
Amata frame (natural) - standard bucket seat (black)



BM-10501-DW-IMP-WINE
Amata frame (driftwood) - standard bucket seat (wine)



BM-10501-NT-IMP-ESP
Amata frame (natural) - standard bucket seat (espresso)



BM-10501-DW-IMP-BUC
Amata frame (driftwood) - standard bucket seat (buckskin)

- 1.2mm metal frame with faux natural clear coat or driftwood wood grain finish
- Stackable: No
- Non-marring glides
- For indoor use only
- Chair frame weight: 8 lbs
Barstool frame weight: 12 lbs
- Vinyl/Upholstered Bucket weight: 11 lbs
Cutout Back Bucket weight: 16 lbs
Tufted Back Bucket weight: 16 lbs
Standard Bucket weight: 16 lbs
- All bucket styles feature easy-clean, fabric-backed, commercial-grade vinyl

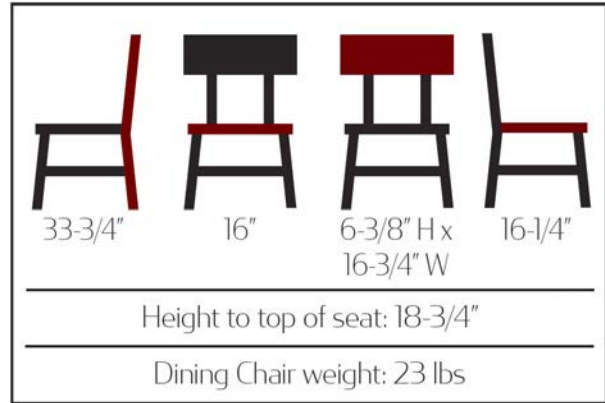
Outlander Metal Frame Wood Back Seating



CM-6058

BM-6058

Outlander Chair



Outlander Barstool



- 3/4" thick Beech wood seat & back in Walnut stain
- 1/4" steel tubing
- 100% welded metal frame in dark gray graphite finish
- Non-marring poly glides
- Ships assembled
- Stackable: No
- For indoor use only

	Part #	Approx. Weight
Outlander Chair	CM-6058	23 lbs
Outlander Barstool	BM-6058	26 lbs



XL Button Top Stationary Metal Frame Barstool

Chairs & Stationary Barstools



BB-288-RED



BB-288-WINE



BB-288-BLK



BB-288-ESP



BB-288-CCS-ESP



BB-288-CCS-RED

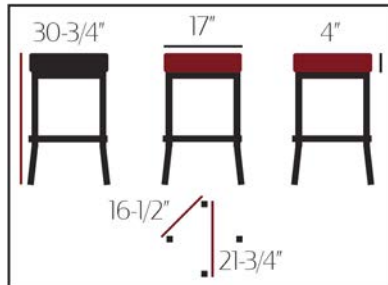


BB-288-CCS-WINE



BB-288-CCS-BLK

- Black powder coat stationary frame with single chrome rung
- All welded frame
- Non-marring poly glides
- Button top seat has a plywood core with extra dense foam cushion
- Quality fabric-backed, commercial-grade vinyl
- Available with black, wine, red & espresso vinyl seats
- Button top seat ships unattached - simple seat attachment required
- Weight: 20 lbs



- Premium clear coat stationary frame with single chrome rung
- All welded frame
- Non-marring poly glides
- Button top seat has a plywood core with extra dense foam cushion
- Quality fabric-backed, commercial-grade vinyl
- Available with black, wine, red & espresso vinyl seats
- Button top seat ships unattached - simple seat attachment required
- Weight: 20 lbs

	Black Vinyl Seat	Espresso Vinyl Seat	Red Vinyl Seat	Wine Vinyl Seat	Approx. Weight
XL Button Top Barstool with Stationary Black Powder Coat Frame	BB-288-BLK	BB-288-ESP	BB-288-RED	BB-288-WINE	20 lbs
XL Button Top Barstool with Stationary Clear Coat Frame	BB-288-CCS-BLK	BB-288-CCS-ESP	BB-288-CCS-RED	BB-288-CCS-WINE	20 lbs



XL Button Top Stationary Metal Frame Barstool

Kidney Metal Frame Wood Back Chair



CM-262-DW-BLK



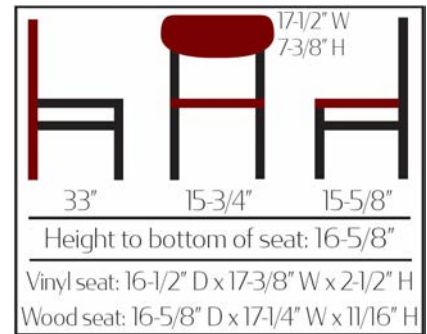
CM-262-DW-BUC CM-262-DW-ESP CM-262-DW-WINE CM-262-DW-RED CM-262-DW-DW



CM-262-WA-BUC CM-262-WA-ESP CM-262-WA-WINE CM-262-WA-RED CM-262-WA-WA CM-262-WA-BLK



- Walnut or Driftwood stain wood back in kidney bean shape
- Premium black powder coat wrinkle finish
- 1.2mm steel; 1-1/4" tubing; 100% mig welded frame
- Standard leg supports
- Non-marring glides (GL2160-CLEAR is standard - other options are available but charged additional)
- Wood backs ship attached. Seats ship unattached - simple seat attachment required
- Stackable: No
- Frame load capacity: 300 lbs



All spec sheets are available in AutoQuotes or online at www.oakstreetmfg.com



	Kidney Wood Back Chair - Walnut stain back	Kidney Wood Back Chair - Driftwood stain back	Approx. Weight
Black Vinyl Seat	CM-262-WA-BLK	CM-262-DW-BLK	16 lbs
Buckskin Vinyl Seat	CM-262-WA-BUC	CM-262-DW-BUC	16 lbs
Espresso Vinyl Seat	CM-262-WA-ESP	CM-262-DW-ESP	16 lbs
Red Vinyl Seat	CM-262-WA-RED	CM-262-DW-RED	16 lbs
Wine Vinyl Seat	CM-262-WA-WINE	CM-262-DW-WINE	16 lbs
Matching Wood Seat	CM-262-WA-WA	CM-262-DW-DW	16 lbs
Frame Only - No Seat	CM-262-WA-FRAME	CM-262-DW-FRAME	12 lbs

Custom vinyl or upholstered seat options available. Visit <http://bit.ly/vinyl-upholstery-fabric> for available options!

Kidney Metal Frame Wood Back Barstool



BM-262-WA-WA



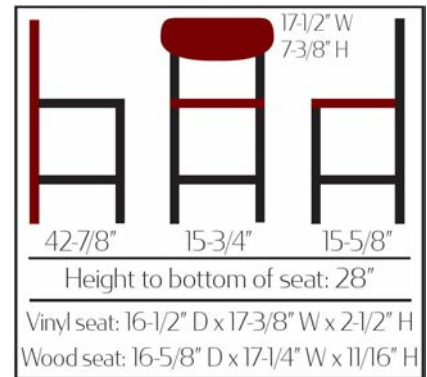
BM-262-WA-BLK BM-262-WA-BUC BM-262-WA-ESP BM-262-WA-WINE BM-262-WA-RED



BM-262-DW-BLK BM-262-DW-BUC BM-262-DW-ESP BM-262-DW-WINE BM-262-DW-RED BM-262-DW-DW



- Walnut or Driftwood stain wood back in kidney bean shape
- Premium black powder coat wrinkle finish
- 1.2mm steel; 1-1/4" tubing; 100% mig welded frame
- Standard leg supports
- Non-marring glides (GL2160-CLEAR is standard - other options are available but charged additional)
- Wood backs ship attached. Seats ship unattached - simple seat attachment required
- Stackable: No
- Frame load capacity: 300 lbs



All spec sheets are available in AutoQuotes or online at www.oakstreetmfg.com



	Kidney Wood Back Barstool - Walnut stain back	Kidney Wood Back Barstool - Driftwood stain back	Approx. Weight
Black Vinyl Seat	BM-262-WA-BLK	BM-262-DW-BLK	19 lbs
Buckskin Vinyl Seat	BM-262-WA-BUC	BM-262-DW-BUC	19 lbs
Espresso Vinyl Seat	BM-262-WA-ESP	BM-262-DW-ESP	19 lbs
Red Vinyl Seat	BM-262-WA-RED	BM-262-DW-RED	19 lbs
Wine Vinyl Seat	BM-262-WA-WINE	BM-262-DW-WINE	19 lbs
Matching Wood Seat	BM-262-WA-WA	BM-262-DW-DW	19 lbs
Frame Only - No Seat	BM-262-WA-FRAME	BM-262-DW-FRAME	15 lbs

Custom vinyl or upholstered seat options available. Visit <http://bit.ly/vinyl-upholstery-fabric> for available options!

5 Line (Black) Metal Frame Wood Back Chair



SL2150-5-WB-RED



SL2150-5-WB-WB

SL2150-5-WB-WINE

SL2150-5-WB-BW

SL2150-5-WB-BLK

SL2150-5-MH-MH

SL2150-5-MH-WINE



SL2150-5-MH-WB

SL2150-5-MH-BLK

SL2150-5-NT-NT

SL2150-5-NT-ESP

SL2150-5-NT-WB

SL2150-5-NT-BLK



SL2150-5-CH-CH

SL2150-5-CH-BLK

SL2150-5-CH-WB

SL2150-5-CH-ESP

SL2150-5-WA-WA

SL2150-5-WA-BUC

SL2150-5-WA-WB

SL2150-5-WA-ESP

SL2150-5-WA-RW

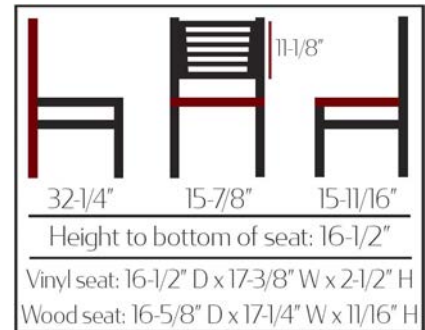
Custom vinyl or upholstered seat options available. Visit <http://bit.ly/vinyl-upholstery-fabric> for available options!

Chair part numbers are as follows:

SL2150-Back Style-Back Stain-Seat Option (e.g. SL2150-5-NT-BLK)

***Note: If seat option is matching wood seat, simply indicate the stain only (e.g. SL2150-5-WA).**

- Wood backs available in: black, walnut, cherry, mahogany & clear coat finishes
- Premium black powder coat wrinkle finish
- 1.2mm steel; 1-1/4" tubing; 100% mig welded frame
- Standard leg supports
- Non-marring glides (GL2160-CLEAR is standard - other options are available but charged additional)
- Wood backs ship attached. Seats ship unattached - simple seat attachment required
- Stackable: No
- Frame load capacity: 300 lbs



	5 Line Wood Back Chair	Approx. Weight
Black Vinyl Seat	SL2150-5(-)BLK	15 lbs
Buckskin Vinyl Seat	SL2150-5(-)BUC	15 lbs
Espresso Vinyl Seat	SL2150-5(-)ESP	15 lbs
Red Vinyl Seat	SL2150-5(-)RED	15 lbs
Wine Vinyl Seat	SL2150-5(-)WINE	15 lbs
Clear Coat Wood Seat	SL2150-5(-)NT	15 lbs
Mahogany Wood Seat	SL2150-5(-)MH	15 lbs
Cherry Wood Seat	SL2150-5(-)CH	15 lbs
Walnut Wood Seat	SL2150-5(-)WA	15 lbs
Black Wood Seat	SL2150-5(-)WB	15 lbs
Barnwood Wood Seat	SL2150-5(-)BW	15 lbs
Reclaimed Wood Seat	SL2150-5(-)RW	15 lbs
Frame Only - No Seat	SL2150-5(-)FRAME	11 lbs



5 Line (Black) Metal Frame Wood Back Barstool

Chairs & Stationary Barstools

5 Line (Black) Metal Frame Wood Back Barstool



SL2150-1-5-WA-WA



SL2150-1-5-WA-BUC

SL2150-1-5-WA-RW

SL2150-1-5-WA-BLK

SL2150-1-5-WA-WB

SL2150-1-5-NT-RED

SL2150-1-5-NT-NT



SL2150-1-5-NT-BLK

SL2150-1-5-NT-WB

SL2150-1-5-MH-WINE

SL2150-1-5-MH-MH

SL2150-1-5-MH-BLK

SL2150-1-5-MH-WB



SL2150-1-5-CH-BLK

SL2150-1-5-CH-CH

SL2150-1-5-CH-ESP

SL2150-1-5-CH-WB

SL2150-1-5-WB-BLK

SL2150-1-5-WB-WB

SL2150-1-5-WB-WINE

SL2150-1-5-WB-NT

SL2150-1-5-WB-BUC

All spec sheets are available in AutoQuotes or online at www.oakstreetmfg.com

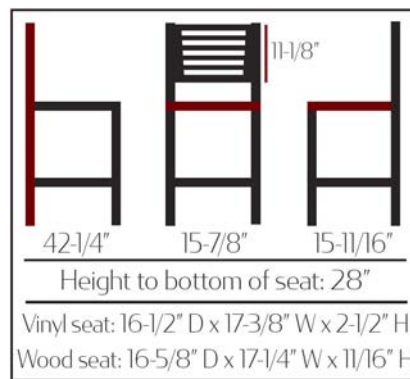
Barstool part numbers are as follows:

SL2150-1-Back Style-Back Stain-Seat Option (e.g. SL2150-1-5-NT-BLK)

*Note: If seat option is matching wood seat, simply indicate the stain only (e.g. SL2150-1-5-WA).

5 Line Wood Back Barstool		Approx. Weight
Black Vinyl Seat	SL2150-1-5(-)BLK	20 lbs
Buckskin Vinyl Seat	SL2150-1-5(-)BUC	20 lbs
Espresso Vinyl Seat	SL2150-1-5(-)ESP	20 lbs
Red Vinyl Seat	SL2150-1-5(-)RED	20 lbs
Wine Vinyl Seat	SL2150-1-5(-)WINE	20 lbs
Clear Coat Wood Seat	SL2150-1-5(-)NT	20 lbs
Mahogany Wood Seat	SL2150-1-5(-)MH	20 lbs
Cherry Wood Seat	SL2150-1-5(-)CH	20 lbs
Walnut Wood Seat	SL2150-1-5(-)WA	20 lbs
Black Wood Seat	SL2150-1-5(-)WB	20 lbs
Barnwood Wood Seat	SL2150-1-5(-)BW	20 lbs
Reclaimed Wood Seat	SL2150-1-5(-)RW	20 lbs
Frame Only - No Seat	SL2150-1-5(-)FRAME	16 lbs

- Wood backs available in: black, walnut, cherry, mahogany & clear coat finishes
- Premium black powder coat wrinkle finish
- 1.2mm steel; 1-1/4" tubing; 100% mig welded frame
- Standard leg supports
- Non-marring glides (GL2160-CLEAR is standard - other options are available but charged additional)
- Wood backs ship attached. Seats ship unattached - simple seat attachment required
- Stackable: No
- Frame load capacity: 300 lbs



5 Line (Clear Coat) Metal Frame Wood Back Chair



SL2150CCS-5-NT-ESP



SL2150CCS-5-NT-NT SL2150CCS-5-NT-WA SL2150CCS-5-NT-WINE SL2150CCS-5-NT-BUC SL2150CCS-5-MH-MH SL2150CCS-5-MH-WINE



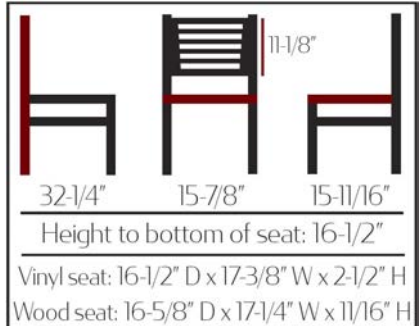
SL2150CCS-5-MH-WB SL2150CCS-5-MH-BLK SL2150CCS-5-WB-WB SL2150CCS-5-WB-BLK SL2150CCS-5-WB-BW SL2150CCS-5-WB-RED



SL2150CCS-5-CH-CH SL2150CCS-5-CH-BLK SL2150CCS-5-CH-WB SL2150CCS-5-CH-ESP SL2150CCS-5-WA-BUC SL2150CCS-5-WA-WA SL2150CCS-5-WA-RW SL2150CCS-5-WA-ESP SL2150CCS-5-WA-WB



- Wood backs available in: black, walnut, cherry, mahogany & clear coat finishes
- Premium clear coat finish
- 1.2mm steel frame; 1-1/4" tubing; 100% mig welded frame
- Standard leg supports
- Non-marring glides (GL2160-CLEAR is standard - other options are available but charged additional)
- Wood backs ship attached. Seats ship unattached - simple seat attachment required
- Stackable: No
- Frame load capacity: 300 lbs



	5 Line Wood Back - Clear Coat Frame Chair	Approx. Weight
Black Vinyl Seat	SL2150CCS-5-(-)BLK	15 lbs
Buckskin Vinyl Seat	SL2150CCS-5-(-)BUC	15 lbs
Espresso Vinyl Seat	SL2150CCS-5-(-)ESP	15 lbs
Red Vinyl Seat	SL2150CCS-5-(-)RED	15 lbs
Wine Vinyl Seat	SL2150CCS-5-(-)WINE	15 lbs
Clear Coat Wood Seat	SL2150CCS-5-(-)NT	15 lbs
Mahogany Wood Seat	SL2150CCS-5-(-)MH	15 lbs
Cherry Wood Seat	SL2150CCS-5-(-)CH	15 lbs
Walnut Wood Seat	SL2150CCS-5-(-)WA	15 lbs
Black Wood Seat	SL2150CCS-5-(-)WB	15 lbs
Barnwood Wood Seat	SL2150CCS-5-(-)BW	15 lbs
Reclaimed Wood Seat	SL2150CCS-5-(-)RW	15 lbs
Frame Only - No Seat	SL2150CCS-5-(-)FRAME	11 lbs



5 Line (Clear Coat) Metal Frame Wood Back Barstool

Chairs & Stationary Barstools



SL2150CCS-15-MH-MH



SL2150CCS-15-MH-BLK SL2150CCS-15-MH-WB SL2150CCS-15-MH-WINE SL2150CCS-15-MH-NT SL2150CCS-15-NT-ESP SL2150CCS-15-NT-NT



SL2150CCS-15-NT-BLK SL2150CCS-15-NT-MH SL2150CCS-15-WA-BUC SL2150CCS-15-WA-ESP SL2150CCS-15-WA-NT SL2150CCS-15-WA-WA



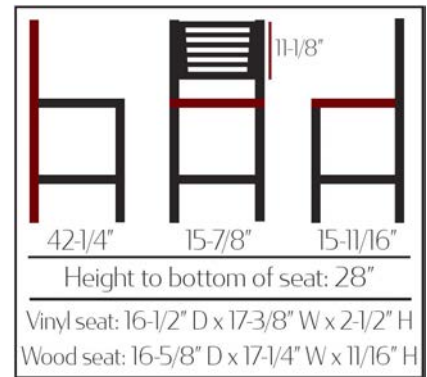
SL2150CCS-15-CH-BLK SL2150CCS-15-CH-CH SL2150CCS-15-CH-RED SL2150CCS-15-CH-WB SL2150CCS-15-WB-BLK SL2150CCS-15-WB-WB SL2150CCS-15-WB-WINE SL2150CCS-15-WB-RED

Custom vinyl or upholstered seat options available. Visit <http://bit.ly/vinyl-upholstery-fabric> for available options!

*Barstool part numbers are as follows:
SL2150CCS-1-Back Style-Back Stain-Seat Option
(e.g. SL2150CCS-15-NT-BLK)*

**Note: If seat option is matching wood seat, simply indicate the stain only (e.g. SL2150CCS-15-WA).*

- Wood backs available in: black, walnut, cherry, mahogany & clear coat finishes
- Premium clear coat finish
- 1.2mm steel frame; 1-1/4" tubing; 100% mig welded frame
- Standard leg supports
- Non-marring glides (GL2160-CLEAR is standard - other options are available but charged additional)
- Wood backs ship attached. Seats ship unattached - simple seat attachment required
- Stackable: No
- Frame load capacity: 300 lbs



	5 Line Wood Back - Clear Coat Frame Barstool	Approx. Weight
Black Vinyl Seat	SL2150CCS-15-(-)BLK	20 lbs
Buckskin Vinyl Seat	SL2150CCS-15-(-)BUC	20 lbs
Espresso Vinyl Seat	SL2150CCS-15-(-)ESP	20 lbs
Red Vinyl Seat	SL2150CCS-15-(-)RED	20 lbs
Wine Vinyl Seat	SL2150CCS-15-(-)WINE	20 lbs
Clear Coat Wood Seat	SL2150CCS-15-(-)NT	20 lbs
Mahogany Wood Seat	SL2150CCS-15-(-)MH	20 lbs
Cherry Wood Seat	SL2150CCS-15-(-)CH	20 lbs
Walnut Wood Seat	SL2150CCS-15-(-)WA	20 lbs
Black Wood Seat	SL2150CCS-15-(-)WB	20 lbs
Barnwood Wood Seat	SL2150CCS-15-(-)BW	20 lbs
Reclaimed Wood Seat	SL2150CCS-15-(-)RW	20 lbs
Frame Only - No Seat	SL2150CCS-15-(-)FRAME	16 lbs



5 Line (Clear Coat) Metal Frame Wood Back Barstool

Bullseye (Black) Metal Frame Wood Back Chair



SL2150-B-CH-BLK



SL2150-B-CH-CH



SL2150-B-CH-ESP



SL2150-B-CH-WB



SL2150-B-CH-RED



SL2150-B-MH-MH



SL2150-B-MH-WINE



SL2150-B-MH-WB



SL2150-B-MH-BLK



SL2150-B-NT-NT



SL2150-B-NT-ESP



SL2150-B-NT-WB



SL2150-B-NT-BLK



SL2150-B-WB-WB



SL2150-B-WB-BLK



SL2150-B-WB-BW



SL2150-B-WB-RED



SL2150-B-WA-WA



SL2150-B-WA-WB



SL2150-B-WA-WB



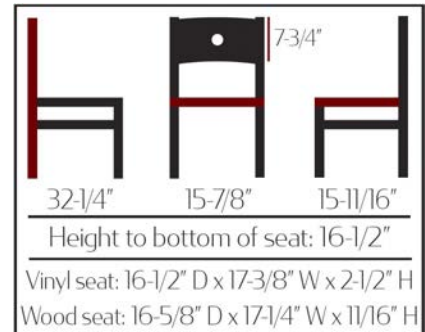
SL2150-B-WA-ESP



SL2150-B-WA-RW



- Wood backs available in: black, walnut, cherry, mahogany & clear coat finishes
- Premium black powder coat wrinkle finish
- 1.2mm steel; 1-1/4" tubing; 100% mig welded frame
- Standard leg supports
- Non-marring glides (GL2160-CLEAR is standard - other options are available but charged additional)
- Wood backs ship attached. Seats ship unattached - simple seat attachment required
- Stackable: No
- Frame load capacity: 300 lbs



Bullseye Wood Back Chair		Approx. Weight
Black Vinyl Seat	SL2150-B(-)BLK	15 lbs
Buckskin Vinyl Seat	SL2150-B(-)BUC	15 lbs
Espresso Vinyl Seat	SL2150-B(-)ESP	15 lbs
Red Vinyl Seat	SL2150-B(-)RED	15 lbs
Wine Vinyl Seat	SL2150-B(-)WINE	15 lbs
Clear Coat Wood Seat	SL2150-B(-)NT	15 lbs
Mahogany Wood Seat	SL2150-B(-)MH	15 lbs
Cherry Wood Seat	SL2150-B(-)CH	15 lbs
Walnut Wood Seat	SL2150-B(-)WA	15 lbs
Black Wood Seat	SL2150-B(-)WB	15 lbs
Barnwood Wood Seat	SL2150-B(-)BW	15 lbs
Reclaimed Wood Seat	SL2150-B(-)RW	15 lbs
Frame Only - No Seat	SL2150-B(-)FRAME	11 lbs



Bullseye (Black) Metal Frame Wood Back Barstool

Chairs & Stationary Barstools

Bullseye (Black) Metal Frame Wood Back Barstool



SL2150-1-B-NT-NT



SL2150-1-B-NT-BLK

SL2150-1-B-NT-WB

SL2150-1-B-NT-WINE

SL2150-1-B-NT-WA

SL2150-1-B-WA-BUC

SL2150-1-B-WA-WA



SL2150-1-B-WA-BLK

SL2150-1-B-WA-WB

SL2150-1-B-MH-WINE

SL2150-1-B-MH-MH

SL2150-1-B-MH-BLK

SL2150-1-B-MH-WB



SL2150-1-B-CH-BLK

SL2150-1-B-CH-CH

SL2150-1-B-CH-ESP

SL2150-1-B-CH-WB

SL2150-1-B-WB-BLK

SL2150-1-B-WB-WB

SL2150-1-B-WB-BUC

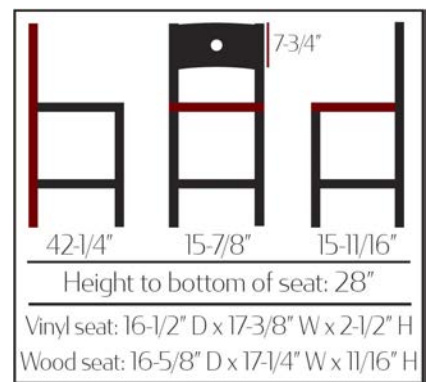
SL2150-1-B-WB-CH

SL2150-1-B-WB-RED

Custom vinyl or upholstered seat options available. Visit <http://bit.ly/vinyl-upholstery-fabric> for available options!

Barstool part numbers are as follows:
SL2150-1-Back Style-Back Stain-Seat Option (e.g. SL2150-1-B-NT-BLK)
**Note: If seat option is matching wood seat, simply indicate the stain only (e.g. SL2150-1-B-WA).*

- Wood backs available in: black, walnut, cherry, mahogany & clear coat finishes
- Premium black powder coat wrinkle finish
- 1.2mm steel; 1/4" tubing; 100% mig welded frame
- Standard leg supports
- Non-marring glides (GL2160-CLEAR is standard - other options are available but charged additional)
- Wood backs ship attached. Seats ship unattached - simple seat attachment required
- Stackable: No
- Frame load capacity: 300 lbs



	Bullseye Wood Back Barstool	Approx. Weight
Black Vinyl Seat	SL2150-1-B(-)-BLK	20 lbs
Buckskin Vinyl Seat	SL2150-1-B(-)-BUC	20 lbs
Espresso Vinyl Seat	SL2150-1-B(-)-ESP	20 lbs
Red Vinyl Seat	SL2150-1-B(-)-RED	20 lbs
Wine Vinyl Seat	SL2150-1-B(-)-WINE	20 lbs
Clear Coat Wood Seat	SL2150-1-B(-)-NT	20 lbs
Mahogany Wood Seat	SL2150-1-B(-)-MH	20 lbs
Cherry Wood Seat	SL2150-1-B(-)-CH	20 lbs
Walnut Wood Seat	SL2150-1-B(-)-WA	20 lbs
Black Wood Seat	SL2150-1-B(-)-WB	20 lbs
Barnwood Wood Seat	SL2150-1-B(-)-BW	20 lbs
Reclaimed Wood Seat	SL2150-1-B(-)-RW	20 lbs
Frame Only - No Seat	SL2150-1-B(-)-FRAME	16 lbs



Bullseye (Clear Coat) Metal Frame Wood Back Chair



SL2150CCS-B-WB-BLK



SL2150CCS-B-WB-WB SL2150CCS-B-WB-BUC SL2150CCS-B-WB-NT SL2150CCS-B-WB-RED SL2150CCS-B-MH-MH SL2150CCS-B-MH-WINE



SL2150CCS-B-MH-WB SL2150CCS-B-MH-BLK SL2150CCS-B-NT-ESP SL2150CCS-B-NT-BLK SL2150CCS-B-MH-WB SL2150CCS-B-NT-NT SL2150CCS-B-NT-BW



SL2150CCS-B-CH-CH SL2150CCS-B-CH-BLK SL2150CCS-B-CH-WB SL2150CCS-B-CH-WINE SL2150CCS-B-WA-BUC SL2150CCS-B-WA-WA SL2150CCS-B-WA-RW SL2150CCS-B-WA-ESP SL2150CCS-B-WA-WB

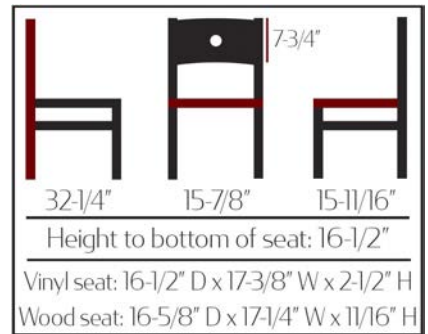
Custom vinyl or upholstered seat options available. Visit <http://bit.ly/vinyl-upholstery-fabric> for available options!

*Chair part numbers are as follows:
SL2150CCS-Back Style-Back Stain-Seat Option
(e.g. SL2150CCS-B-NT-BLK)*

**Note: If seat option is matching wood seat, simply indicate the stain only (e.g. SL2150CCS-B-WA).*

	Bullseye Wood Back - Clear Coat Chair	Approx. Weight
Black Vinyl Seat	SL2150CCS-B(-)BLK	15 lbs
Buckskin Vinyl Seat	SL2150CCS-B(-)BUC	15 lbs
Espresso Vinyl Seat	SL2150CCS-B(-)ESP	15 lbs
Red Vinyl Seat	SL2150CCS-B(-)RED	15 lbs
Wine Vinyl Seat	SL2150CCS-B(-)WINE	15 lbs
Clear Coat Wood Seat	SL2150CCS-B(-)NT	15 lbs
Mahogany Wood Seat	SL2150CCS-B(-)MH	15 lbs
Cherry Wood Seat	SL2150CCS-B(-)CH	15 lbs
Walnut Wood Seat	SL2150CCS-B(-)WA	15 lbs
Black Wood Seat	SL2150CCS-B(-)WB	15 lbs
Barnwood Wood Seat	SL2150CCS-B(-)BW	15 lbs
Reclaimed Wood Seat	SL2150CCS-B(-)RW	15 lbs
Frame Only - No Seat	SL2150CCS-B(-)FRAME	11 lbs

- Wood backs available in: black, walnut, cherry, mahogany & clear coat finishes
- Premium clear coat finish
- 1.2mm steel frame; 1-1/4" tubing; 100% mig welded frame
- Standard leg supports
- Non-marring glides (GL2160-CLEAR is standard - other options are available but charged additional)
- Wood backs ship attached. Seats ship unattached - simple seat attachment required
- Stackable: No
- Frame load capacity: 300 lbs



Bullseye (Clear Coat) Metal Frame Wood Back Barstool

Chairs & Stationary Barstools

Bullseye (Clear Coat) Metal Frame Wood Back Barstool



SL2150CCS-1-B-WA-WA



SL2150CCS-1-B-WA-BUC SL2150CCS-1-B-WA-RW SL2150CCS-1-B-WA-WINE SL2150CCS-1-B-WA-WB SL2150CCS-1-B-NT-ESP SL2150CCS-1-B-NT-NT



SL2150CCS-1-B-NT-WA SL2150CCS-1-B-NT-BUC SL2150CCS-1-B-MH-WINE SL2150CCS-1-B-MH-MH SL2150CCS-1-B-MH-WB SL2150CCS-1-B-MH-BLK



SL2150CCS-1-B-CH-BLK SL2150CCS-1-B-CH-CH SL2150CCS-1-B-CH-ESP SL2150CCS-1-B-CH-WB SL2150CCS-1-B-WB-BLK SL2150CCS-1-B-WB-WB SL2150CCS-1-B-WB-RED SL2150CCS-1-B-WB-NT SL2150CCS-1-B-WB-WINE

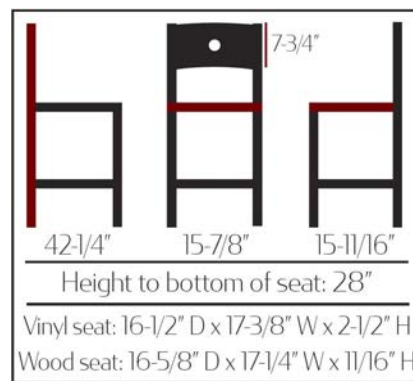
All spec sheets are available in AutoQuotes or online at www.oakstreetmfg.com

Barstool part numbers are as follows: SL2150CCS-1-Back Style-Back Stain-Seat Option (e.g. SL2150CCS-1-B-NT-BLK)

***Note: If seat option is matching wood seat, simply indicate the stain only (e.g. SL2150CCS-1-B-WA).**

	Bullseye Wood Back - Clear Coat Barstool	Approx. Weight
Black Vinyl Seat	SL2150CCS-1-B-(-)BLK	20 lbs
Buckskin Vinyl Seat	SL2150CCS-1-B-(-)BUC	20 lbs
Espresso Vinyl Seat	SL2150CCS-1-B-(-)ESP	20 lbs
Red Vinyl Seat	SL2150CCS-1-B-(-)RED	20 lbs
Wine Vinyl Seat	SL2150CCS-1-B-(-)WINE	20 lbs
Clear Coat Wood Seat	SL2150CCS-1-B-(-)NT	20 lbs
Mahogany Wood Seat	SL2150CCS-1-B-(-)MH	20 lbs
Cherry Wood Seat	SL2150CCS-1-B-(-)CH	20 lbs
Walnut Wood Seat	SL2150CCS-1-B-(-)WA	20 lbs
Black Wood Seat	SL2150CCS-1-B-(-)WB	20 lbs
Barnwood Wood Seat	SL2150CCS-1-B-(-)BW	20 lbs
Reclaimed Wood Seat	SL2150CCS-1-B-(-)RW	20 lbs
Frame Only - No Seat	SL2150CCS-1-B-(-)FRAME	16 lbs

- Wood backs available in: black, walnut, cherry, mahogany & clear coat finishes
- Premium clear coat finish
- 1.2mm steel frame; 1-1/4" tubing; 100% mig welded frame
- Standard leg supports
- Non-marring glides (GL2160-CLEAR is standard - other options are available but charged additional)
- Wood backs ship attached. Seats ship unattached - simple seat attachment required
- Stackable: No
- Frame load capacity: 300 lbs



Plain / Custom (Black) Metal Frame Wood Back Chair



SL2150-P-MH-WINE



SL2150-P-MH-MH

SL2150-P-MH-BLK

SL2150-P-MH-WB

SL2150-P-MH-ESP

SL2150-P-WB-WB

SL2150-P-WB-BLK



SL2150-P-WB-MH

SL2150-P-WB-WINE

SL2150-P-NT-NT

SL2150-P-NT-ESP

SL2150-P-NT-WB

SL2150-P-NT-BLK



SL2150-P-CH-CH

SL2150-P-CH-BLK

SL2150-P-CH-WB

SL2150-P-CH-RED

SL2150-P-WA-WA

SL2150-P-WA-BUC

SL2150-P-WA-WB

SL2150-P-WA-ESP

SL2150-P-WA-RW

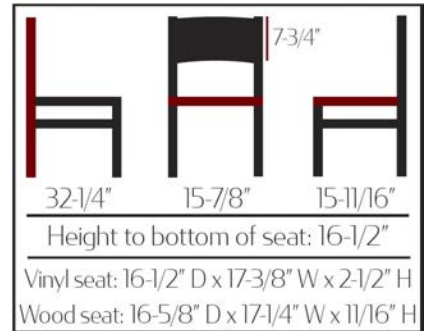
Custom vinyl or upholstered seat options available. Visit <http://bit.ly/vinyl-upholstery-fabric> for available options!

Chair part numbers are as follows:

SL2150-Back Style-Back Stain-Seat Option (e.g. SL2150-P-NT-BLK)

**Note: If seat option is matching wood seat, simply indicate the stain only (e.g. SL2150-CUSTOM-WA).*

- Wood backs available in: black, walnut, cherry, mahogany & clear coat finishes
- Premium black powder coat wrinkle finish
- 1.2mm steel; 1-1/4" tubing; 100% mig welded frame
- Standard leg supports; frame load capacity: 300 lbs
- Non-marring glides (GL2160-CLEAR is standard - other options are available but charged additional)
- Wood backs ship attached. Seats ship unattached - simple seat attachment required
- Stackable: No



Add your logo or design for a custom, unique look with our laser engraved backs!



	Plain Wood Back Chair	Laser Engraved Wood Back Chair	Approx. Weight
Black Vinyl Seat	SL2150-P(-)BLK	SL2150-CUSTOM(-)BLK	15 lbs
Buckskin Vinyl Seat	SL2150-P(-)BUC	SL2150-CUSTOM(-)BUC	15 lbs
Espresso Vinyl Seat	SL2150-P(-)ESP	SL2150-CUSTOM(-)ESP	15 lbs
Red Vinyl Seat	SL2150-P(-)RED	SL2150-CUSTOM(-)RED	15 lbs
Wine Vinyl Seat	SL2150-P(-)WINE	SL2150-CUSTOM(-)WINE	15 lbs
Clear Coat Wood Seat	SL2150-P(-)NT	SL2150-CUSTOM(-)NT	15 lbs
Mahogany Wood Seat	SL2150-P(-)MH	SL2150-CUSTOM(-)MH	15 lbs
Cherry Wood Seat	SL2150-P(-)CH	SL2150-CUSTOM(-)CH	15 lbs
Walnut Wood Seat	SL2150-P(-)WA	SL2150-CUSTOM(-)WA	15 lbs
Black Wood Seat	SL2150-P(-)WB	SL2150-CUSTOM(-)WB	15 lbs
Barnwood Wood Seat	SL2150-P(-)BW	SL2150-CUSTOM(-)BW	15 lbs
Reclaimed Wood Seat	SL2150-P(-)RW	SL2150-CUSTOM(-)RW	15 lbs
Frame Only - No Seat	SL2150-P(-)FRAME	SL2150-CUSTOM(-)FRAME	11 lbs

Plain / Custom (Black) Metal Frame Wood Back Barstool

Chairs & Stationary Barstools

Plain / Custom (Black) Metal Frame Wood Back Barstool



SL2150-1-P-WB-WB



SL2150-1-P-WB-BLK SL2150-1-P-WB-BW SL2150-1-P-WB-RED SL2150-1-P-WB-CH SL2150-1-P-NT-WINE SL2150-1-P-NT-BUC



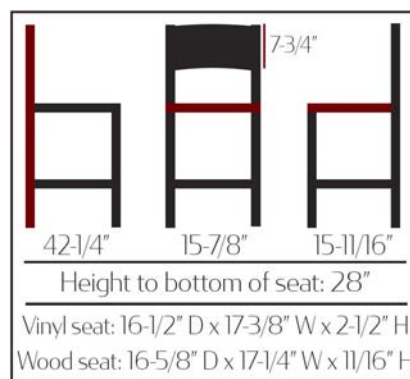
SL2150-1-P-NT-BUC SL2150-1-P-NT-WB SL2150-1-P-MH-WINE SL2150-1-P-MH-MH SL2150-1-P-MH-BLK SL2150-1-P-MH-WB



SL2150-1-P-CH-BLK SL2150-1-P-CH-CH SL2150-1-P-CH-ESP SL2150-1-P-CH-WB SL2150-1-P-WA-BUC SL2150-1-P-WA-WA SL2150-1-P-WA-BLK SL2150-1-P-WA-RW SL2150-1-P-WA-ESP

All spec sheets are available in AutoQuotes or online at www.oakstreetmfg.com

- Wood backs available in: black, walnut, cherry, mahogany & clear coat finishes
- Premium black powder coat wrinkle finish
- 1.2mm steel; 1-1/4" tubing; 100% mig welded frame
- Standard leg supports; frame load capacity: 300 lbs
- Non-marring glides (GL2160-CLEAR is standard - other options are available but charged additional)
- Wood backs ship attached. Seats ship unattached - simple seat attachment required
- Stackable: No



Barstool part numbers are as follows:
SL2150-1-Back Style-Back Stain-Seat Option (e.g. SL2150-1-P-NT-BLK)
**Note: If seat option is matching wood seat, simply indicate the stain only (e.g. SL2150-1-CUSTOM-WA).*

	Plain Wood Back Barstool	Laser Engraved Wood Back Barstool	Approx. Weight
Black Vinyl Seat	SL2150-1-P(-)-BLK	SL2150-1-CUSTOM(-)-BLK	20 lbs
Buckskin Vinyl Seat	SL2150-1-P(-)-BUC	SL2150-1-CUSTOM(-)-BUC	20 lbs
Espresso Vinyl Seat	SL2150-1-P(-)-ESP	SL2150-1-CUSTOM(-)-ESP	20 lbs
Red Vinyl Seat	SL2150-1-P(-)-RED	SL2150-1-CUSTOM(-)-RED	20 lbs
Wine Vinyl Seat	SL2150-1-P(-)-WINE	SL2150-1-CUSTOM(-)-WINE	20 lbs
Clear Coat Wood Seat	SL2150-1-P(-)-NT	SL2150-1-CUSTOM(-)-NT	20 lbs
Mahogany Wood Seat	SL2150-1-P(-)-MH	SL2150-1-CUSTOM(-)-MH	20 lbs
Cherry Wood Seat	SL2150-1-P(-)-CH	SL2150-1-CUSTOM(-)-CH	20 lbs
Walnut Wood Seat	SL2150-1-P(-)-WA	SL2150-1-CUSTOM(-)-WA	20 lbs
Black Wood Seat	SL2150-1-P(-)-WB	SL2150-1-CUSTOM(-)-WB	20 lbs
Barnwood Wood Seat	SL2150-1-P(-)-BW	SL2150-1-CUSTOM(-)-BW	20 lbs
Reclaimed Wood Seat	SL2150-1-P(-)-RW	SL2150-1-CUSTOM(-)-RW	20 lbs
Frame Only - No Seat	SL2150-1-P(-)-FRAME	SL2150-1-CUSTOM(-)-FRAME	16 lbs

Add your logo or design for a custom, unique look with our laser engraved backs!



Plain / Custom (Clear Coat) Metal Frame Wood Back Chair



SL2150CCS-P-CH-BLK



SL2150CCS-P-CH-CH

SL2150CCS-P-CH-ESP

SL2150CCS-P-CH-BW

SL2150CCS-P-CH-RED

SL2150CCS-P-WB-WB

SL2150CCS-P-WB-BLK



SL2150CCS-P-WB-MH

SL2150CCS-P-WB-BUC

SL2150CCS-P-NT-ESP

SL2150CCS-P-NT-NT

SL2150CCS-P-NT-RW

SL2150CCS-P-NT-WINE



SL2150CCS-P-MH-MH

SL2150CCS-P-MH-WINE

SL2150CCS-P-MH-WB

SL2150CCS-P-MH-BLK

SL2150CCS-P-WA-WA

SL2150CCS-P-WA-BUC

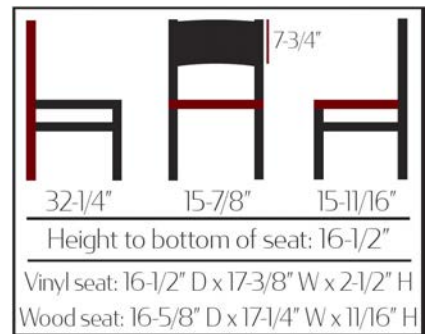
SL2150CCS-P-WA-NT

SL2150CCS-P-WA-BLK

SL2150CCS-P-WA-RW



- Wood backs available in: black, walnut, cherry, mahogany & clear coat finishes
- Premium clear coat finish
- 1.2mm steel frame; 1-1/4" tubing; 100% mig welded frame
- Standard leg supports; frame load capacity: 300 lbs
- Non-marring glides (GL2160-CLEAR is standard - other options are available but charged additional)
- Wood backs ship attached. Seats ship unattached - simple seat attachment required
- Stackable: No



Add your logo or design for a custom, unique look with our laser engraved backs!



	Plain Wood Back - Clear Coat Chair	Laser Engraved Wood Back - Clear Coat Chair	Approx. Weight
Black Vinyl Seat	SL2150CCS-P(-)BLK	SL2150CCS-CUSTOM(-)BLK	15 lbs
Buckskin Vinyl Seat	SL2150CCS-P(-)BUC	SL2150CCS-CUSTOM(-)BUC	15 lbs
Espresso Vinyl Seat	SL2150CCS-P(-)ESP	SL2150CCS-CUSTOM(-)ESP	15 lbs
Red Vinyl Seat	SL2150CCS-P(-)RED	SL2150CCS-CUSTOM(-)RED	15 lbs
Wine Vinyl Seat	SL2150CCS-P(-)WINE	SL2150CCS-CUSTOM(-)WINE	15 lbs
Clear Coat Wood Seat	SL2150CCS-P(-)NT	SL2150CCS-CUSTOM(-)NT	15 lbs
Mahogany Wood Seat	SL2150CCS-P(-)MH	SL2150CCS-CUSTOM(-)MH	15 lbs
Cherry Wood Seat	SL2150CCS-P(-)CH	SL2150CCS-CUSTOM(-)CH	15 lbs
Walnut Wood Seat	SL2150CCS-P(-)WA	SL2150CCS-CUSTOM(-)WA	15 lbs
Black Wood Seat	SL2150CCS-P(-)WB	SL2150CCS-CUSTOM(-)WB	15 lbs
Barnwood Wood Seat	SL2150CCS-P(-)BW	SL2150CCS-CUSTOM(-)BW	15 lbs
Reclaimed Wood Seat	SL2150CCS-P(-)RW	SL2150CCS-CUSTOM(-)RW	15 lbs
Frame Only - No Seat	SL2150CCS-P(-)FRAME	SL2150CCS-CUSTOM(-)FRAME	11 lbs

Plain / Custom (Clear Coat) Metal Frame Wood Back Barstool

Chairs & Stationary Barstools

Plain / Custom (Clear Coat) Metal Frame Wood Back Barstool



SL2150CCS-1-P-NT-NT



SL2150CCS-1-P-NT-ESP SL2150CCS-1-P-NT-WB SL2150CCS-1-P-NT-BUC SL2150CCS-1-P-NT-MH SL2150CCS-1-P-WB-BLK SL2150CCS-1-P-WB-WB



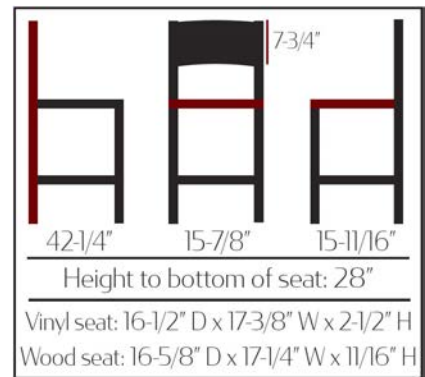
SL2150CCS-1-P-WB-RED SL2150CCS-1-P-WB-CH SL2150CCS-1-P-MH-MH SL2150CCS-1-P-MH-WB SL2150CCS-1-P-MH-WINE SL2150CCS-1-P-MH-BLK



SL2150CCS-1-P-CH-BLK SL2150CCS-1-P-CH-CH SL2150CCS-1-P-CH-ESP SL2150CCS-1-P-CH-NT SL2150CCS-1-P-WA-BUC SL2150CCS-1-P-WA-WA SL2150CCS-1-P-WA-BLK SL2150CCS-1-P-WA-RW SL2150CCS-1-P-WA-ESP



- Wood backs available in: black, walnut, cherry, mahogany & clear coat finishes
- Premium clear coat finish
- 1.2mm steel frame; 1-1/4" tubing; 100% mig welded frame
- Standard leg supports; frame load capacity: 300 lbs
- Non-marring glides (GL2160-CLEAR is standard - other options are available but charged additional)
- Wood backs ship attached. Seats ship unattached - simple seat attachment required
- Stackable: No



	Plain Wood Back - Clear Coat Barstool	Laser Engraved Wood Back - Clear Coat Barstool	Approx. Weight
Black Vinyl Seat	SL2150CCS-1-P-(-)BLK	SL2150CCS-1-CUSTOM-(-)BLK	20 lbs
Buckskin Vinyl Seat	SL2150CCS-1-P-(-)BUC	SL2150CCS-1-CUSTOM-(-)BUC	20 lbs
Espresso Vinyl Seat	SL2150CCS-1-P-(-)ESP	SL2150CCS-1-CUSTOM-(-)ESP	20 lbs
Red Vinyl Seat	SL2150CCS-1-P-(-)RED	SL2150CCS-1-CUSTOM-(-)RED	20 lbs
Wine Vinyl Seat	SL2150CCS-1-P-(-)WINE	SL2150CCS-1-CUSTOM-(-)WINE	20 lbs
Clear Coat Wood Seat	SL2150CCS-1-P-(-)NT	SL2150CCS-1-CUSTOM-(-)NT	20 lbs
Mahogany Wood Seat	SL2150CCS-1-P-(-)MH	SL2150CCS-1-CUSTOM-(-)MH	20 lbs
Cherry Wood Seat	SL2150CCS-1-P-(-)CH	SL2150CCS-1-CUSTOM-(-)CH	20 lbs
Walnut Wood Seat	SL2150CCS-1-P-(-)WA	SL2150CCS-1-CUSTOM-(-)WA	20 lbs
Black Wood Seat	SL2150CCS-1-P-(-)WB	SL2150CCS-1-CUSTOM-(-)WB	20 lbs
Barnwood Wood Seat	SL2150CCS-1-P-(-)BW	SL2150CCS-1-CUSTOM-(-)BW	20 lbs
Reclaimed Wood Seat	SL2150CCS-1-P-(-)RW	SL2150CCS-1-CUSTOM-(-)RW	20 lbs
Frame Only - No Seat	SL2150CCS-1-P-(-)FRAME	SL2150CCS-1-CUSTOM-(-)FRAME	16 lbs

Add your logo or design for a custom, unique look with our laser engraved backs!



Shoreline (Black) Metal Frame Wood Back Chair



SL2150-SH-WA-BUC



SL2150-SH-WA-WA SL2150-SH-WA-BLK SL2150-SH-WA-WB SL2150-SH-WA-ESP SL2150-SH-MH-MH SL2150-SH-MH-WINE



SL2150-SH-MH-WB SL2150-SH-MH-BLK SL2150-SH-NT-NT SL2150-SH-NT-ESP SL2150-SH-NT-WB SL2150-SH-NT-BLK



SL2150-SH-CH-CH SL2150-SH-CH-BLK SL2150-SH-CH-WB SL2150-SH-CH-WINE SL2150-SH-WB-CH SL2150-SH-WB-BLK SL2150-SH-WB-WB SL2150-SH-WB-RED SL2150-SH-WB-NT

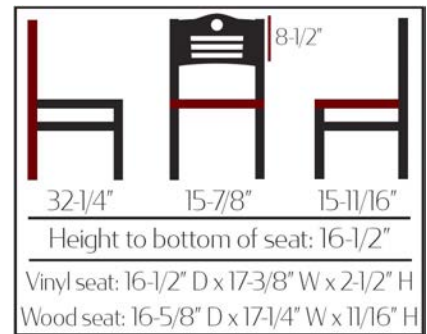
All spec sheets are available in AutoQuotes or online at www.oakstreetmfg.com

Chair part numbers are as follows:

SL2150-Back Style-Back Stain-Seat Option (e.g. SL2150-SH-NT-BLK)

*Note: If seat option is matching wood seat, simply indicate the stain only (e.g. SL2150-SH-WA).

- Wood backs available in: black, walnut, cherry, mahogany & clear coat finishes
- Premium black powder coat wrinkle finish
- 1.2mm steel; 1-1/4" tubing; 100% mig welded frame
- Standard leg supports
- Non-marring glides (GL2160-CLEAR is standard - other options are available but charged additional)
- Wood backs ship attached. Seats ship unattached - simple seat attachment required
- Stackable: No
- Frame load capacity: 300 lbs



Shoreline Wood Back Chair		Approx. Weight
Black Vinyl Seat	SL2150-SH(-)-BLK	15 lbs
Buckskin Vinyl Seat	SL2150-SH(-)-BUC	15 lbs
Espresso Vinyl Seat	SL2150-SH(-)-ESP	15 lbs
Red Vinyl Seat	SL2150-SH(-)-RED	15 lbs
Wine Vinyl Seat	SL2150-SH(-)-WINE	15 lbs
Clear Coat Wood Seat	SL2150-SH(-)-NT	15 lbs
Mahogany Wood Seat	SL2150-SH(-)-MH	15 lbs
Cherry Wood Seat	SL2150-SH(-)-CH	15 lbs
Walnut Wood Seat	SL2150-SH(-)-WA	15 lbs
Black Wood Seat	SL2150-SH(-)-WB	15 lbs
Barnwood Wood Seat	SL2150-SH(-)-BW	15 lbs
Reclaimed Wood Seat	SL2150-SH(-)-RV	15 lbs
Frame Only - No Seat	SL2150-SH(-)-FRAME	11 lbs



Shoreline (Black) Metal Frame Wood Back Barstool

Chairs & Stationary Barstools

Shoreline (Black) Metal Frame Wood Back Barstool



SL2150-1-SH-CH-CH



SL2150-1-SH-CH-BLK SL2150-1-SH-CH-WB SL2150-1-SH-CH-ESP SL2150-1-SH-CH-NT SL2150-1-SH-NT-ESP SL2150-1-SH-NT-NT



SL2150-1-SH-NT-BLK SL2150-1-SH-NT-WB SL2150-1-SH-MH-WINE SL2150-1-SH-MH-MH SL2150-1-SH-MH-BLK SL2150-1-SH-MH-WB

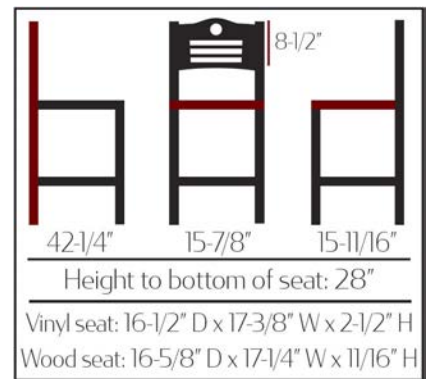


SL2150-1-SH-WA-BUC SL2150-1-SH-WA-WA SL2150-1-SH-WA-ESP SL2150-1-SH-WA-RW SL2150-1-SH-WB-BLK SL2150-1-SH-WB-WB SL2150-1-SH-WB-RED SL2150-1-SH-WB-BW SL2150-1-SH-WB-WINE

Custom vinyl or upholstered seat options available. Visit <http://bit.ly/vinyl-upholstery-fabric> for available options!

Barstool part numbers are as follows:
SL2150-1-Back Style-Back Stain-Seat Option (e.g. SL2150-1-SH-NT-BLK)
**Note: If seat option is matching wood seat, simply indicate the stain only (e.g. SL2150-1-SH-WA).*

- Wood backs available in: black, walnut, cherry, mahogany & clear coat finishes
- Premium black powder coat wrinkle finish
- 1.2mm steel; 1-1/4" tubing; 100% mig welded frame
- Standard leg supports
- Non-marring glides (GL2160-CLEAR is standard - other options are available but charged additional)
- Wood backs ship attached. Seats ship unattached - simple seat attachment required
- Stackable: No
- Frame load capacity: 300 lbs



	Shoreline Wood Back Barstool	Approx. Weight
Black Vinyl Seat	SL2150-1-SH-()-BLK	20 lbs
Buckskin Vinyl Seat	SL2150-1-SH-()-BUC	20 lbs
Espresso Vinyl Seat	SL2150-1-SH-()-ESP	20 lbs
Red Vinyl Seat	SL2150-1-SH-()-RED	20 lbs
Wine Vinyl Seat	SL2150-1-SH-()-WINE	20 lbs
Clear Coat Wood Seat	SL2150-1-SH-()-NT	20 lbs
Mahogany Wood Seat	SL2150-1-SH-()-MH	20 lbs
Cherry Wood Seat	SL2150-1-SH-()-CH	20 lbs
Walnut Wood Seat	SL2150-1-SH-()-WA	20 lbs
Black Wood Seat	SL2150-1-SH-()-WB	20 lbs
Barnwood Wood Seat	SL2150-1-SH-()-BW	20 lbs
Reclaimed Wood Seat	SL2150-1-SH-()-RW	20 lbs
Frame Only - No Seat	SL2150-1-SH-()-FRAME	16 lbs



Shoreline (Clear Coat) Metal Frame Wood Back Chair



SL2150CCS-SH-MH-WINE



SL2150CCS-SH-MH-MH SL2150CCS-SH-MH-BLK SL2150CCS-SH-MH-WB SL2150CCS-SH-MH-ESP SL2150CCS-SH-WA-WA SL2150CCS-SH-WA-BUC



SL2150CCS-SH-WA-RW SL2150CCS-SH-WA-ESP SL2150CCS-SH-NT-ESP SL2150CCS-SH-NT-BLK SL2150CCS-SH-NT-WA SL2150CCS-SH-NT-NT



SL2150CCS-SH-CH-CH SL2150CCS-SH-CH-BLK SL2150CCS-SH-CH-ESP SL2150CCS-SH-WB-BLK SL2150CCS-SH-WB-RW SL2150CCS-SH-WB-BUC SL2150CCS-SH-WB-CH

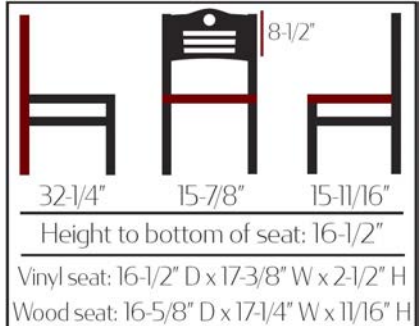
Custom vinyl or upholstered seat options available. Visit <http://bit.ly/vinyl-upholstery-fabric> for available options!

*Chair part numbers are as follows:
SL2150CCS-Back Style-Back Stain-Seat Option
(e.g. SL2150CCS-SH-NT-BLK)*

**Note: If seat option is matching wood seat, simply indicate the stain only (e.g. SL2150CCS-SH-WA).*

	Shoreline Wood Back - Clear Coat Chair	Approx. Weight
Black Vinyl Seat	SL2150CCS-SH-(-)BLK	15 lbs
Buckskin Vinyl Seat	SL2150CCS-SH-(-)BUC	15 lbs
Espresso Vinyl Seat	SL2150CCS-SH-(-)ESP	15 lbs
Red Vinyl Seat	SL2150CCS-SH-(-)RED	15 lbs
Wine Vinyl Seat	SL2150CCS-SH-(-)WINE	15 lbs
Clear Coat Wood Seat	SL2150CCS-SH-(-)NT	15 lbs
Mahogany Wood Seat	SL2150CCS-SH-(-)MH	15 lbs
Cherry Wood Seat	SL2150CCS-SH-(-)CH	15 lbs
Walnut Wood Seat	SL2150CCS-SH-(-)WA	15 lbs
Black Wood Seat	SL2150CCS-SH-(-)WB	15 lbs
Barnwood Wood Seat	SL2150CCS-SH-(-)BW	15 lbs
Reclaimed Wood Seat	SL2150CCS-SH-(-)RW	15 lbs
Frame Only - No Seat	SL2150CCS-SH-(-)FRAME	11 lbs

- Wood backs available in: black, walnut, cherry, mahogany & clear coat finishes
- Premium clear coat finish
- 1.2mm steel frame; 1-1/4" tubing; 100% mig welded frame
- Standard leg supports
- Non-marring glides (GL2160-CLEAR is standard - other options are available but charged additional)
- Wood backs ship attached. Seats ship unattached - simple seat attachment required
- Stackable: No
- Frame load capacity: 300 lbs



Shoreline (Clear Coat) Metal Frame Wood Back Barstool

Chairs & Stationary Barstools

Shoreline (Clear Coat) Metal Frame Wood Back Barstool



SL2150CCS-1-SH-WB-WB



SL2150-1-SH-WB-BLK SL2150-1-SH-WB-BW SL2150-1-SH-WB-RED SL2150-1-SH-WB-WA SL2150-1-SH-NT-ESP SL2150-1-SH-NT-NT



SL2150CCS-1-SH-NT-BUC SL2150CCS-1-SH-NT-RW SL2150CCS-1-SH-MH-MH SL2150CCS-1-SH-MH-WB SL2150CCS-1-SH-MH-WINE SL2150CCS-1-SH-MH-BLK



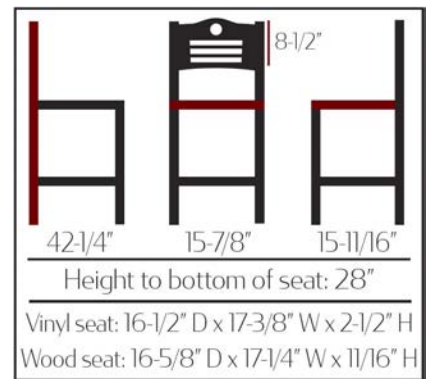
SL2150CCS-1-SH-WA-BUC SL2150CCS-1-SH-WA-WA SL2150CCS-1-SH-WA-WB SL2150CCS-1-SH-WA-ESP SL2150CCS-1-SH-CH-CH SL2150CCS-1-SH-CH-BLK SL2150CCS-1-SH-CH-RED SL2150CCS-1-SH-CH-WB SL2150CCS-1-SH-CH-ESP

All spec sheets are available in AutoQuotes or online at www.oakstreetmfg.com

Barstool part numbers are as follows:
SL2150CCS-1-Back Style-Back Stain-Seat Option
(e.g. SL2150CCS-1-SH-NT-BLK)

*Note: If seat option is matching wood seat, simply indicate the stain only (e.g. SL2150CCS-1-SH-WA).

- Wood backs available in: black, walnut, cherry, mahogany & clear coat finishes
- Premium clear coat finish
- 1.2mm steel frame; 1-1/4" tubing; 100% mig welded frame
- Standard leg supports
- Non-marring glides (GL2160-CLEAR is standard - other options are available but charged additional)
- Wood backs ship attached. Seats ship unattached - simple seat attachment required
- Stackable: No
- Frame load capacity: 300 lbs



	Shoreline Wood Back - Clear Coat Barstool	Approx. Weight
Black Vinyl Seat	SL2150CCS-1-SH-(-)-BLK	20 lbs
Buckskin Vinyl Seat	SL2150CCS-1-SH-(-)-BUC	20 lbs
Espresso Vinyl Seat	SL2150CCS-1-SH-(-)-ESP	20 lbs
Red Vinyl Seat	SL2150CCS-1-SH-(-)-RED	20 lbs
Wine Vinyl Seat	SL2150CCS-1-SH-(-)-WINE	20 lbs
Clear Coat Wood Seat	SL2150CCS-1-SH-(-)-NT	20 lbs
Mahogany Wood Seat	SL2150CCS-1-SH-(-)-MH	20 lbs
Cherry Wood Seat	SL2150CCS-1-SH-(-)-CH	20 lbs
Walnut Wood Seat	SL2150CCS-1-SH-(-)-WA	20 lbs
Black Wood Seat	SL2150CCS-1-SH-(-)-WB	20 lbs
Barnwood Wood Seat	SL2150CCS-1-SH-(-)-BW	20 lbs
Reclaimed Wood Seat	SL2150CCS-1-SH-(-)-RW	20 lbs
Frame Only - No Seat	SL2150CCS-1-SH-(-)-FRAME	16 lbs



Standard / Banquet Metal Frame Stack Chair



SL2082-BLK



SL2082-ESP



SL2082-WINE



SL2082-RED



SL2089-BLK



SL2089-SV



SL2089-WINE



Stack Chair Rack only
Part # HD2080



Complete
Stack/Banquet Chair
Dolly
Part #: HD2082

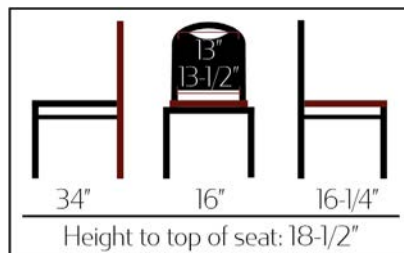
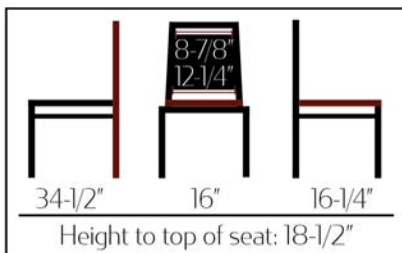
- Holds up to 15 chairs
- Two pneumatic wheels
- Approx. weight: 100 lbs
- Constructed with tubular steel

	Black Frame - Black Vinyl	Silvervein Frame - Black Vinyl	Black Frame - Wine Vinyl	Brown Frame - Espresso Vinyl	Black Frame - Red Vinyl	Approx. Weight
Standard Stack Chair	SL2082-BLK	-	SL2082-WINE	SL2082-ESP	SL2082-RED	15 lbs
Banquet Stack Chair	SL2089-BLK	SL2089-SV	SL2089-WINE	-	-	15 lbs

- Quality fabric-backed, commercial-grade vinyl
- Plywood core in seat & back
- Flame retardant seat cushion with 2" waterfall edge

- Special back assembly includes metal channel construction, eliminating side screws
- Reinforcement bars on both back & sides

- 1.2mm steel frame thickness; 3/4" tubing
- Non-marring poly glides
- Maximum stacking height: 15 chairs



200 / 1200 Metal Frame Folding Chair



Black
SL200-BLK

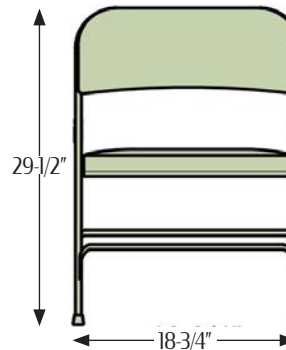
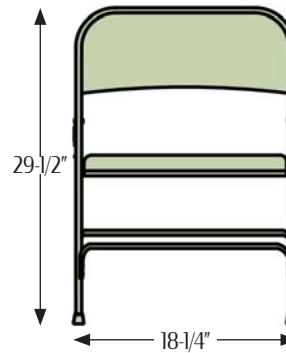


Gray
SL200-GRAY



Beige
SL200-BGE

- Heavy-duty powder coated 18 gauge 7/8" round tubular frame
- 2-1/4" frame strengthener on each side of seat
- 2 double-riveted U-braces (1 in front & 1 in back) securely support the double-hinged legs
- Waterfall front edge for added comfort
- 1200 series features a fully upholstered seat & back
 - .80mm vinyl over 1-1/4", 0.9 lb density foam seat & 1.2 lb density back
 - Vinyl & foam are Cal 117 rated
- Full-sized double-contoured backrest
 - Curled safety edges
 - Electromagnetically tack-welded to frame
- Color coordinated V-tip stability plugs provide added reinforcement at the frame's junction
- Color coordinated polypropylene glides
- Meets MAS Certified Green & ANSI/BIFMA standards
- 480 lb weight capacity
- SL200 series dimensions:
 - Overall: 29-1/2" H x 18-1/4" W x 20-1/4" D | Folded: 38" H x 18-1/4" W x 2" D
 - Seat: 17-1/4" H x 16" W x 16" D | Back: 8-1/4" H x 18-1/4" W
- SL1200 series dimensions:
 - Overall: 29-1/2" H x 18-3/4" W x 20-1/4" D | Folded: 38" H x 18-3/4" W x 2-1/2" D
 - Seat: 17-3/4" H x 16" W x 16" D | Back: 8-3/4" H x 18-3/4" W
- **All folding chairs must be ordered in multiples of 4**



Black
SL1200-BLK



Gray
SL1200-GRAY



Beige
SL1200-BGE

Ladderback (Black) Metal Frame Swivel Barstool



SL2301S-BLK



SL2301S-BUC

SL2301S-ESP

SL2301S-RED

SL2301S-WINE

SL2301S-BW

SL2301S-CH



SL2301S-MH

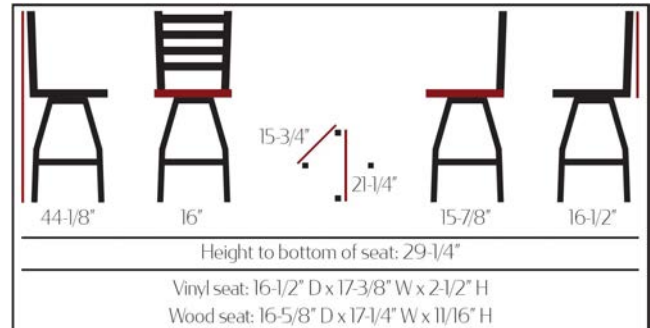
SL2301S-NT

SL2301S-RW

SL2301S-WA

SL2301S-WB

- Premium black powder coat wrinkle finish
- 1.2mm steel frame; 1-1/4" tubing
- 100% mig welded frame & footring
- Single black powder coat footring
- Non-Marring glides (GL2160-WHITE are standard - other options are available but charged additional)
- Heavy-duty 4 degree slant swivel attached to frame
- Seat ships unattached - simple seat attachment required
- Stackable: No
- Frame load capacity: 300 lbs



Custom vinyl or upholstered seat options available. Visit <http://bit.ly/vinyl-upholstery-fabric> for available options!



For COUNTER HEIGHT Black Ladderback swivel frames, use **SL0301S for the part number - same pricing.**

	Ladderback (Black) Swivel Barstool	Approx. Weight
Black Vinyl Seat	SL2301S-BLK	30 lbs
Buckskin Vinyl Seat	SL2301S-BUC	30 lbs
Espresso Vinyl Seat	SL2301S-ESP	30 lbs
Red Vinyl Seat	SL2301S-RED	30 lbs
Wine Vinyl Seat	SL2301S-WINE	30 lbs
Clear Coat Wood Seat	SL2301S-NT	30 lbs
Mahogany Wood Seat	SL2301S-MH	30 lbs
Cherry Wood Seat	SL2301S-CH	30 lbs
Walnut Wood Seat	SL2301S-WA	30 lbs
Black Wood Seat	SL2301S-WB	30 lbs
Barnwood Wood Seat	SL2301S-BW	30 lbs
Reclaimed Wood Seat	SL2301S-RW	30 lbs
Black Ladderback Swivel Top Only - No Seat	SL2301SWVLTOP-FRAME	13 lbs
Black Powder Coat Bottom - No Swivel	SL2132-BOTTOM	15 lbs



Part #: GL2160-CLEAR

Part #: GL2160-FELT

Part #: GL234

Part #: GL2160-WHITE

Ladderback (Clear Coat) Metal Frame Swivel Barstool

Swivel Barstools

Ladderback (Clear Coat) Metal Frame Swivel Barstool



SL135CI-S-P-WB



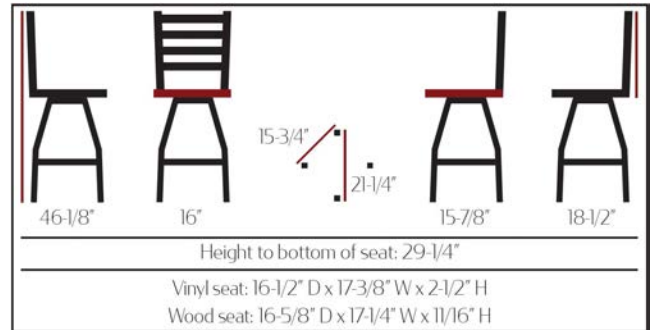
SL135CI-S-P-BW SL135CI-S-P-CH SL135CI-S-P-MH SL135CI-S-P-NT SL135CI-S-P-RW SL135CI-S-P-WA



SL135CI-S-P-BLK SL135CI-S-P-BUC SL135CI-S-P-ESP SL135CI-S-P-RED SL135CI-S-P-WINE

- Premium clear coat finish with either plain or brass welds
- 1.2mm steel frame; 1-1/4" tubing
- 100% mig welded frame & footring
- Single clear coat footring
- Non-Marring glides (GL2160-CLEAR are standard - other options are available but charged additional)
- Heavy-duty 4 degree slant swivel attached to frame
- Seat ships unattached - simple seat attachment required
- Stackable: No
- Frame load capacity: 300 lbs

Custom vinyl or upholstered seat options available. Visit <http://bit.ly/vinyl-upholstery-fabric> for available options!



For COUNTER HEIGHT Clear Coat Ladderback swivel frames, use **SL0355 for the part number - same pricing.**

	Clear Coat Ladderback - Plain weld Swivel Barstool	Clear Coat Ladderback - Brass weld Swivel Barstool	Approx. Weight
Black Vinyl Seat	SL135CI-S-P-BLK	SL135CI-S-B-BLK	30 lbs
Buckskin Vinyl Seat	SL135CI-S-P-BUC	SL135CI-S-B-BUC	30 lbs
Espresso Vinyl Seat	SL135CI-S-P-ESP	SL135CI-S-B-ESP	30 lbs
Red Vinyl Seat	SL135CI-S-P-RED	SL135CI-S-B-RED	30 lbs
Wine Vinyl Seat	SL135CI-S-P-WINE	SL135CI-S-B-WINE	30 lbs
Clear Coat Wood Seat	SL135CI-S-P-NT	SL135CI-S-B-NT	30 lbs
Mahogany Wood Seat	SL135CI-S-P-MH	SL135CI-S-B-MH	30 lbs
Cherry Wood Seat	SL135CI-S-P-CH	SL135CI-S-B-CH	30 lbs
Walnut Wood Seat	SL135CI-S-P-WA	SL135CI-S-B-WA	30 lbs
Black Wood Seat	SL135CI-S-P-WB	SL135CI-S-B-WB	30 lbs
Barnwood Wood Seat	SL135CI-S-P-BW	SL135CI-S-B-BW	30 lbs
Reclaimed Wood Seat	SL135CI-S-P-RW	SL135CI-S-B-RW	30 lbs
Clear Coat Ladderback Swivel Top Only - No Seat	SL135CI-SWVLTOP-PLAIN-FRAME	SL135CI-SWVLTOP-BRASS-FRAME	13 lbs
Clear Coat Bottom - No Swivel	SL2132-CCS-BOTTOM	SL2132-CCS-BOTTOM	15 lbs



Windowpane Metal Frame Swivel Barstool



SL2163S-BUC

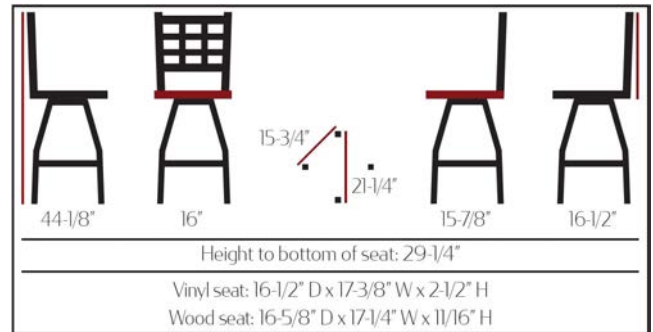


SL2163S-ESP SL2163S-RED SL2163S-WINE SL2163S-BLK SL2163S-BW SL2163S-CH



SL2163S-MH SL2163S-NT SL2163S-RW SL2163S-WA SL2163S-WB

- Premium black powder coat wrinkle finish
- 1.2mm steel frame; 1-1/4" tubing
- 100% mig welded frame & footring
- Single black powder coat footring
- Non-marring glides (GL2160-WHITE are standard - other options are available but charged additional)
- Heavy-duty 4 degree slant swivel attached to frame
- Seat ships unattached - simple seat attachment required
- Stackable: No
- Frame load capacity: 300 lbs



Custom vinyl or upholstered seat options available. Visit <http://bit.ly/vinyl-upholstery-fabric> for available options!

For COUNTER HEIGHT Windowpane swivel frames, use **SL0163S for the part number - same pricing.**

Part #: GL2160-CLEAR

Part #: GL2160-FELT

Part #: GL234

Part #: GL2160-WHITE

	Windowpane Swivel Barstool	Approx. Weight
Black Vinyl Seat	SL2163S-BLK	30 lbs
Buckskin Vinyl Seat	SL2163S-BUC	30 lbs
Espresso Vinyl Seat	SL2163S-ESP	30 lbs
Red Vinyl Seat	SL2163S-RED	30 lbs
Wine Vinyl Seat	SL2163S-WINE	30 lbs
Clear Coat Wood Seat	SL2163S-NT	30 lbs
Mahogany Wood Seat	SL2163S-MH	30 lbs
Cherry Wood Seat	SL2163S-CH	30 lbs
Walnut Wood Seat	SL2163S-WA	30 lbs
Black Wood Seat	SL2163S-WB	30 lbs
Barnwood Wood Seat	SL2163S-BW	30 lbs
Reclaimed Wood Seat	SL2163S-RW	30 lbs
Black Windowpane Swivel Top Only - No Seat	SL2163SWVLTOP-FRAME	13 lbs
Black Powder Coat Bottom - No Swivel	SL2132-BOTTOM	15 lbs

Verticalback Metal Frame Swivel Barstool

Swivel Barstools



SL20905-BW

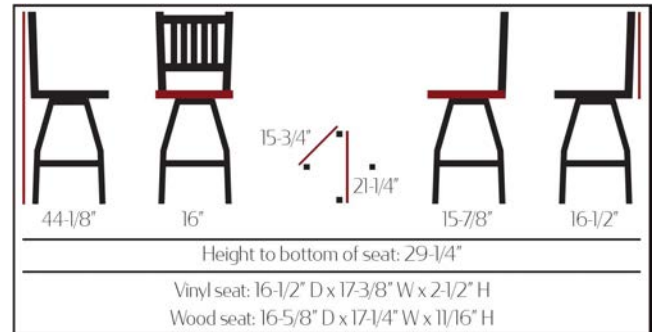


SL20905-CH SL20905-MH SL20905-NT SL20905-RW SL20905-WA SL20905-WB



SL20905-BLK SL20905-BUC SL20905-ESP SL20905-RED SL20905-WINE

- Premium black powder coat wrinkle finish
- 1.2mm steel frame; 1-1/4" tubing
- 100% mig welded frame & footring
- Single black powder coat footring
- Non-marring glides (GL2160-WHITE are standard - other options are available but charged additional)
- Heavy-duty 4 degree slant swivel attached to frame
- Seat ships unattached - simple seat attachment required
- Stackable: No
- Frame load capacity: 300 lbs



Verticalback Metal Frame Swivel Barstool

Custom vinyl or upholstered seat options available. Visit <http://bit.ly/vinyl-upholstery-fabric> for available options!

**For COUNTER HEIGHT
Verticalback swivel frames, use **SL0090S**
for the part number - same pricing.**

Part #: GL2160-CLEAR

Part #: GL2160-FELT

Part #: GL234

Part #: GL2160-WHITE

	Verticalback Swivel Barstool	Approx. Weight
Black Vinyl Seat	SL20905-BLK	30 lbs
Buckskin Vinyl Seat	SL20905-BUC	30 lbs
Espresso Vinyl Seat	SL20905-ESP	30 lbs
Red Vinyl Seat	SL20905-RED	30 lbs
Wine Vinyl Seat	SL20905-WINE	30 lbs
Clear Coat Wood Seat	SL20905-NT	30 lbs
Mahogany Wood Seat	SL20905-MH	30 lbs
Cherry Wood Seat	SL20905-CH	30 lbs
Walnut Wood Seat	SL20905-WA	30 lbs
Black Wood Seat	SL20905-WB	30 lbs
Barnwood Wood Seat	SL20905-BW	30 lbs
Reclaimed Wood Seat	SL20905-RW	30 lbs
Black Verticalback Swivel Top Only - No Seat	SL20905WVLTOP-FRAME	13 lbs
Black Powder Coat Bottom - No Swivel	SL2132-BOTTOM	15 lbs

5 Line (Black) Metal Frame Wood Back Swivel Barstool



SL2150-1S-5-WA-ESP



SL2150-1S-5-WA-WA

SL2150-1S-5-WA-BUC

SL2150-1S-5-WA-RW

SL2150-1S-5-WA-BLK

SL2150-1S-5-NT-NT

SL2150-1S-5-NT-ESP



SL2150-1S-5-NT-WB

SL2150-1S-5-NT-BUC

SL2150-1S-5-MH-MH

SL2150-1S-5-MH-WINE

SL2150-1S-5-MH-WB

SL2150-1S-5-MH-BLK



SL2150-1S-5-CH-CH

SL2150-1S-5-CH-BLK

SL2150-1S-5-CH-WB

SL2150-1S-5-CH-ESP

SL2150-1S-5-WB-WB

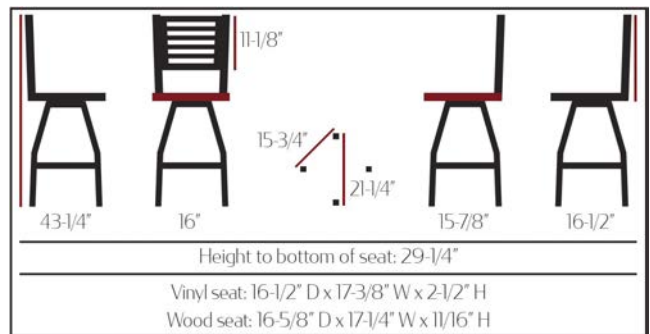
SL2150-1S-5-WB-BLK

SL2150-1S-5-WB-BW

SL2150-1S-5-WB-RED

SL2150-1S-5-WB-NT

- Wood backs available in: black, walnut, cherry, mahogany & clear coat finishes
- Premium black powder coat wrinkle finish (including footring)
- 1.2mm steel frame; 1-1/4" tubing; 100% mig welded frame & footring
- Non-marring glides (GL2160-WHITE is standard - other options are available but charged additional)
- Heavy-duty 4 degree slant swivel attached to frame
- Wood backs ship attached. Seats ship unattached - simple seat attachment required
- Stackable: No
- Frame load capacity: 300 lbs



	5 Line Wood Back Swivel Barstool	Approx. Weight
Black Vinyl Seat	SL2150-1S-5(-)-BLK	30 lbs
Buckskin Vinyl Seat	SL2150-1S-5(-)-BUC	30 lbs
Espresso Vinyl Seat	SL2150-1S-5(-)-ESP	30 lbs
Red Vinyl Seat	SL2150-1S-5(-)-RED	30 lbs
Wine Vinyl Seat	SL2150-1S-5(-)-WINE	30 lbs
Clear Coat Wood Seat	SL2150-1S-5(-)-NT	30 lbs
Mahogany Wood Seat	SL2150-1S-5(-)-MH	30 lbs
Cherry Wood Seat	SL2150-1S-5(-)-CH	30 lbs
Walnut Wood Seat	SL2150-1S-5(-)-WA	30 lbs
Black Wood Seat	SL2150-1S-5(-)-WB	30 lbs
Barnwood Wood Seat	SL2150-1S-5(-)-BW	30 lbs
Reclaimed Wood Seat	SL2150-1S-5(-)-RW	30 lbs
Wood Back Swivel Top Only - No Seat or Back	CH-260-SWVL-FRAME	13 lbs
Black Powder Coat Bottom - No Swivel	SL2132-BOTTOM	15 lbs
5 Line Birch Wood Back (choose stain/finish)	BKT-E BACK(-)	3 lbs

For COUNTER HEIGHT Bullseye swivel frames, use **SL0150-1S-5 for the part number - same pricing.**

Swivel barstool part numbers are as follows:
SL2150-1S-Back Style-Back Stain-Seat Option (e.g. SL2150-1S-5-NT-BLK)
**Note: If seat option is matching wood seat, simply indicate the stain only (e.g. SL2150-1S-5-WA).*

Bullseye (Black) Metal Frame Wood Back Swivel Barstool

Swivel Barstools

Bullseye (Black) Metal Frame Wood Back Swivel Barstool



SL2150-IS-B-WB-BW



SL2150-IS-B-WB-BLK

SL2150-IS-B-WB-WB

SL2150-IS-B-WB-BUC

SL2150-IS-B-WB-CH

SL2150-IS-B-WB-ESP

SL2150-IS-B-WB-NT



SL2150-IS-B-NT-BLK

SL2150-IS-B-NT-WB

SL2150-IS-B-MH-WINE

SL2150-IS-B-MH-MH

SL2150-IS-B-MH-BLK

SL2150-IS-B-MH-WB



SL2150-IS-B-CH-BLK

SL2150-IS-B-CH-CH

SL2150-IS-B-CH-ESP

SL2150-IS-B-CH-NT

SL2150-IS-B-WA-BUC

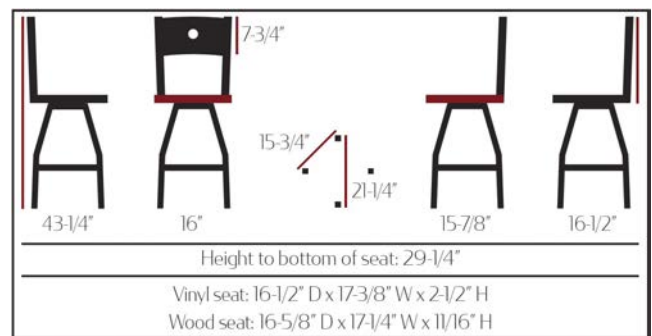
SL2150-IS-B-WA-WA

SL2150-IS-B-WA-ESP

SL2150-IS-B-WA-WB

SL2150-IS-B-WA-WINE

- Wood backs available in: black, walnut, cherry, mahogany & clear coat finishes
- Premium black powder coat wrinkle finish (including footring)
- 1.2mm steel frame; 1-1/4" tubing; 100% mig welded frame & footring
- Non-marring glides (GL2160-WHITE is standard - other options are available but charged additional)
- Heavy-duty 4 degree slant swivel attached to frame
- Wood backs ship attached. Seats ship unattached - simple seat attachment required
- Stackable: No
- Frame load capacity: 300 lbs



	Bullseye Wood Back Swivel Barstool	Approx. Weight
Black Vinyl Seat	SL2150-IS-B-(-)BLK	30 lbs
Buckskin Vinyl Seat	SL2150-IS-B-(-)BUC	30 lbs
Espresso Vinyl Seat	SL2150-IS-B-(-)ESP	30 lbs
Red Vinyl Seat	SL2150-IS-B-(-)RED	30 lbs
Wine Vinyl Seat	SL2150-IS-B-(-)WINE	30 lbs
Clear Coat Wood Seat	SL2150-IS-B-(-)NT	30 lbs
Mahogany Wood Seat	SL2150-IS-B-(-)MH	30 lbs
Cherry Wood Seat	SL2150-IS-B-(-)CH	30 lbs
Walnut Wood Seat	SL2150-IS-B-(-)WA	30 lbs
Black Wood Seat	SL2150-IS-B-(-)WB	30 lbs
Barnwood Wood Seat	SL2150-IS-B-(-)BW	30 lbs
Reclaimed Wood Seat	SL2150-IS-B-(-)RW	30 lbs
Wood Back Swivel Top Only - No Seat or Back	CH-260-SWVL	13 lbs
Black Powder Coat Bottom - No Swivel	SL2132-BOTTOM	15 lbs
Bullseye Birch Wood Back (choose stain/finish)	BKT-A BACK-(-)	3 lbs

For COUNTER HEIGHT Bullseye swivel frames, use **SL0150-IS-B for the part number - same pricing.**

Swivel barstool part numbers are as follows:
 SL2150-IS-Back Style-Back Stain-Seat Option (e.g. SL2150-IS-B-NT-BLK)
 *Note: If seat option is matching wood seat, simply indicate the stain only (e.g. SL2150-IS-B-WA).

Plain/Custom (Black) Metal Frame Wood Back Swivel Barstool



SL2150-IS-P-NT-BUC



SL2150-IS-P-NT-NT

SL2150-IS-P-NT-BLK

SL2150-IS-P-NT-WB

SL2150-IS-P-NT-RED

SL2150-IS-P-WA-WA

SL2150-IS-P-WA-BUC



SL2150-IS-P-WA-WB

SL2150-IS-P-WA-BLK

SL2150-IS-P-MH-WINE

SL2150-IS-P-MH-MH

SL2150-IS-P-MH-WINE

SL2150-IS-P-MH-WB

SL2150-IS-P-MH-BLK



SL2150-IS-P-CH-CH

SL2150-IS-P-CH-BLK

SL2150-IS-P-CH-WB

SL2150-IS-P-CH-WINE

SL2150-IS-P-WB-WB

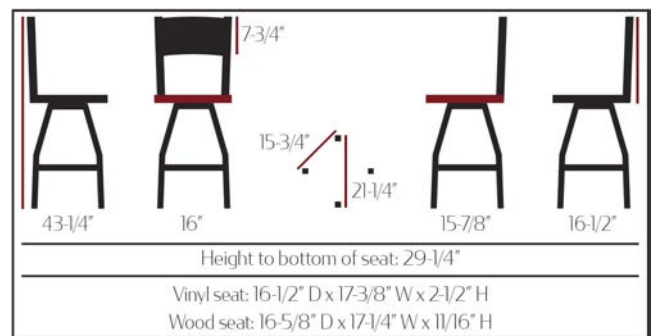
SL2150-IS-P-WB-BLK

SL2150-IS-P-WB-WB

SL2150-IS-P-WB-RED

SL2150-IS-P-WB-MH

- Wood backs available in: black, walnut, cherry, mahogany & clear coat finishes
- Premium black powder coat wrinkle finish (including footring)
- 1.2mm steel frame; 1-1/4" tubing; 100% mig welded frame & footring
- Non-marring glides (GL2160-WHITE is standard - other options are available but charged additional)
- Heavy-duty 4 degree slant swivel attached to frame
- Wood backs ship attached. Seats ship unattached - simple seat attachment required
- Stackable: No | Frame load capacity: 300 lbs



	Plain Wood Back Swivel Barstool	Laser Engraved Wood Back Swivel Barstool	Approx. Weight
Black Vinyl Seat	SL2150-IS-P(-)BLK	SL2150-IS-CUSTOM(-)BLK	30 lbs
Buckskin Vinyl Seat	SL2150-IS-P(-)BUC	SL2150-IS-CUSTOM(-)BUC	30 lbs
Espresso Vinyl Seat	SL2150-IS-P(-)ESP	SL2150-IS-CUSTOM(-)ESP	30 lbs
Red Vinyl Seat	SL2150-IS-P(-)RED	SL2150-IS-CUSTOM(-)RED	30 lbs
Wine Vinyl Seat	SL2150-IS-P(-)WINE	SL2150-IS-CUSTOM(-)WINE	30 lbs
Clear Coat Wood Seat	SL2150-IS-P(-)NT	SL2150-IS-CUSTOM(-)NT	30 lbs
Mahogany Wood Seat	SL2150-IS-P(-)MH	SL2150-IS-CUSTOM(-)MH	30 lbs
Cherry Wood Seat	SL2150-IS-P(-)CH	SL2150-IS-CUSTOM(-)CH	30 lbs
Walnut Wood Seat	SL2150-IS-P(-)WA	SL2150-IS-CUSTOM(-)WA	30 lbs
Black Wood Seat	SL2150-IS-P(-)WB	SL2150-IS-CUSTOM(-)WB	30 lbs
Barnwood Wood Seat	SL2150-IS-P(-)BW	SL2150-IS-CUSTOM(-)BW	30 lbs
Reclaimed Wood Seat	SL2150-IS-P(-)RW	SL2150-IS-CUSTOM(-)RW	30 lbs
Wood Back Swivel Top Only - No Seat or Back	CH-260-SWVL	CH-260-SWVL	13 lbs
Black Powder Coat Bottom - No Swivel	SL2132-BOTTOM	SL2132-BOTTOM	15 lbs
Birch Wood Back (choose stain/finish)	BKT-C BACK(-)	SLBACKCUSTOMLASER(-)	3 lbs

Add your logo or design for a custom, unique look with our laser engraved backs!



Shoreline (Black) Metal Frame Wood Back Swivel Barstool

Swivel Barstools

Shoreline (Black) Metal Frame Wood Back Swivel Barstool



SL2150-IS-SH-MH-MH



SL2150-IS-SH-MH-BLK SL2150-IS-SH-MH-WB SL2150-IS-SH-MH-WINE SL2150-IS-SH-MH-NT SL2150-IS-SH-NT-BLK SL2150-IS-SH-NT-NT

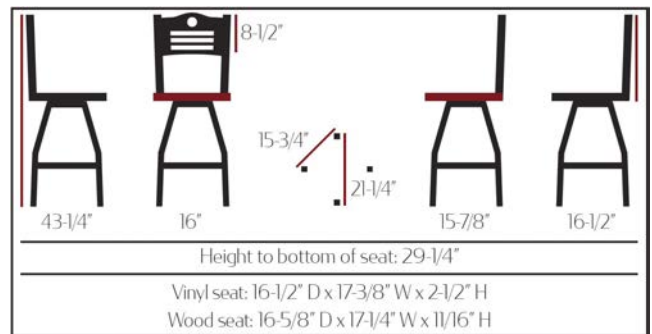


SL2150-IS-SH-NT-BUC SL2150-IS-SH-NT-RW SL2150-IS-SH-WB-BLK SL2150-IS-SH-WB-WB SL2150-IS-SH-WB-WINE SL2150-IS-SH-WB-BW



SL2150-IS-SH-CH-BLK SL2150-IS-SH-CH-CH SL2150-IS-SH-CH-RED SL2150-IS-SH-CH-WB SL2150-IS-SH-WA-BUC SL2150-IS-SH-WA-WA SL2150-IS-SH-WA-BLK SL2150-IS-SH-WA-RW SL2150-IS-SH-WA-ESP

- Wood backs available in: black, walnut, cherry, mahogany & clear coat finishes
- Premium black powder coat wrinkle finish (including footring)
- 1.2mm steel frame; 1-1/4" tubing; 100% mig welded frame & footring
- Non-marring glides (GL2160-WHITE is standard - other options are available but charged additional)
- Heavy-duty 4 degree slant swivel attached to frame
- Wood backs ship attached. Seats ship unattached - simple seat attachment required
- Stackable: No
- Frame load capacity: 300 lbs



For COUNTER HEIGHT Shoreline swivel frames, use **SL0150-IS-SH for the part number - same pricing.**

Swivel barstool part numbers are as follows:
 SL2150-IS-Back Style-Back Stain-Seat Option (e.g. SL2150-IS-SH-NT-BLK)
 *Note: If seat option is matching wood seat, simply indicate the stain only (e.g. SL2150-IS-SH-WA).

	Shoreline Wood Back Swivel Barstool	Approx. Weight
Black Vinyl Seat	SL2150-IS-SH(-)BLK	30 lbs
Buckskin Vinyl Seat	SL2150-IS-SH(-)BUC	30 lbs
Espresso Vinyl Seat	SL2150-IS-SH(-)ESP	30 lbs
Red Vinyl Seat	SL2150-IS-SH(-)RED	30 lbs
Wine Vinyl Seat	SL2150-IS-SH(-)WINE	30 lbs
Clear Coat Wood Seat	SL2150-IS-SH(-)NT	30 lbs
Mahogany Wood Seat	SL2150-IS-SH(-)MH	30 lbs
Cherry Wood Seat	SL2150-IS-SH(-)CH	30 lbs
Walnut Wood Seat	SL2150-IS-SH(-)WA	30 lbs
Black Wood Seat	SL2150-IS-SH(-)WB	30 lbs
Barnwood Wood Seat	SL2150-IS-SH(-)BW	30 lbs
Reclaimed Wood Seat	SL2150-IS-SH(-)RW	30 lbs
Wood Back Swivel Top Only - No Seat or Back	CH-260-SWVL	13 lbs
Black Powder Coat Bottom - No Swivel	SL2132-BOTTOM	15 lbs
Shoreline Birch Wood Back (choose stain/finish)	BKT-D BACK(-)	3 lbs

5 Line (Clear Coat) Metal Frame Wood Back Swivel Barstool



SL2150CCS-1S-5-CH-ESP



SL2150CCS-1S-5-CH-CH SL2150CCS-1S-5-CH-BLK SL2150CCS-1S-5-CH-WB SL2150CCS-1S-5-CH-RED SL2150CCS-1S-5-NT-NT SL2150CCS-1S-5-NT-BUC

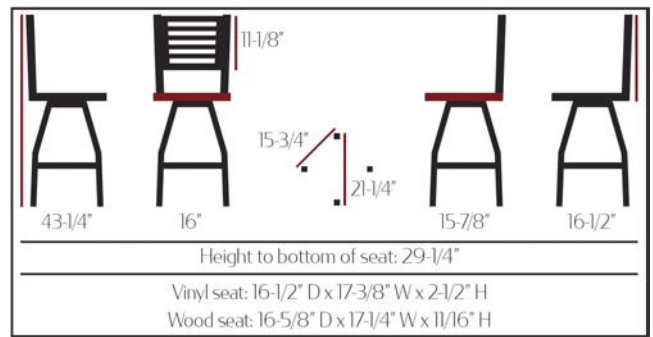


SL2150CCS-1S-5-NT-WA SL2150CCS-1S-5-NT-ESP SL2150CCS-1S-5-MH-WINE SL2150CCS-1S-5-MH-BLK SL2150CCS-1S-5-MH-MH SL2150CCS-1S-5-MH-WB-WB



SL2150CCS-1S-5-WA-WA SL2150CCS-1S-5-WA-BUC SL2150CCS-1S-5-WA-RW SL2150CCS-1S-5-WA-ESP SL2150CCS-1S-5-WB-BLK SL2150CCS-1S-5-WB-WB SL2150CCS-1S-5-WB-BW SL2150CCS-1S-5-WB-RED SL2150CCS-1S-5-WB-NT

- Wood backs available in: black, walnut, cherry, mahogany & clear coat finishes
- Premium clear coat finish (including footring)
- 1.2mm steel frame; 1-1/4" tubing; 100% mig welded frame & footring
- Non-marring glides (GL2160-CLEAR is standard - other options are available but charged additional)
- Heavy-duty 4 degree slant swivel attached to frame
- Wood backs ship attached. Seats ship unattached - simple seat attachment required
- Stackable: No
- Frame load capacity: 300 lbs



For COUNTER HEIGHT Bullseye swivel frames, use **SL0150CCS-1S-5 for the part number - same pricing.**

	5 Line Wood Back Clear Coat Swivel Barstool	Approx. Weight
Black Vinyl Seat	SL2150CCS-1S-5-(-)-BLK	30 lbs
Buckskin Vinyl Seat	SL2150CCS-1S-5-(-)-BUC	30 lbs
Espresso Vinyl Seat	SL2150CCS-1S-5-(-)-ESP	30 lbs
Red Vinyl Seat	SL2150CCS-1S-5-(-)-RED	30 lbs
Wine Vinyl Seat	SL2150CCS-1S-5-(-)-WINE	30 lbs
Clear Coat Wood Seat	SL2150CCS-1S-5-(-)-NT	30 lbs
Mahogany Wood Seat	SL2150CCS-1S-5-(-)-MH	30 lbs
Cherry Wood Seat	SL2150CCS-1S-5-(-)-CH	30 lbs
Walnut Wood Seat	SL2150CCS-1S-5-(-)-WA	30 lbs
Black Wood Seat	SL2150CCS-1S-5-(-)-WB	30 lbs
Barnwood Wood Seat	SL2150CCS-1S-5-(-)-BW	30 lbs
Reclaimed Wood Seat	SL2150CCS-1S-5-(-)-RW	30 lbs
Wood Back Swivel Top Only - No Seat or Back	CH-260C-CCS-SWVL	13 lbs
Clear Coat Bottom - No Swivel	SL2132-CCS-BOTTOM	15 lbs
5 Line Birch Wood Back (choose stain/finish)	BKT-E BACK(-)	3 lbs

Swivel barstool part numbers are as follows:
SL2150CCS-1S-5-Back Style-Back Stain-Seat Option (e.g. SL2150CCS-1S-5-NT-BLK)

*Note: If seat option is matching wood seat, simply indicate the stain only (e.g. SL2150CCS-1S-5-WA).

Bullseye (Clear Coat) Metal Frame Wood Back Swivel Barstool

Swivel Barstools

Bullseye (Clear Coat) Metal Frame Wood Back Swivel Barstool



SL2150CCS-1S-B-WA-WA



SL2150CCS-1S-B-WA-BUC SL2150CCS-1S-B-WA-RW SL2150CCS-1S-B-WA-ESP SL2150CCS-1S-B-WA-WB SL2150CCS-1S-B-NT-ESP SL2150CCS-1S-B-NT-NT

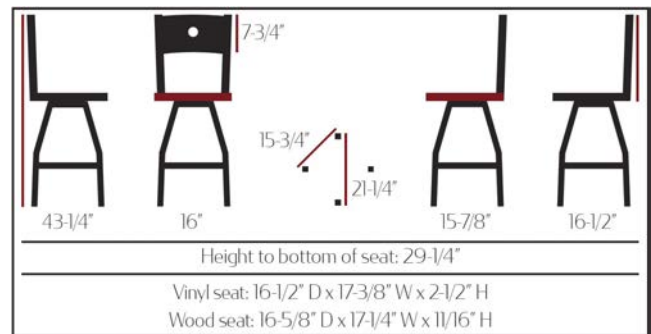


SL2150CCS-1S-B-NT-BUC SL2150CCS-1S-B-NT-WB SL2150CCS-1S-B-MH-MH SL2150CCS-1S-B-MH-WB SL2150CCS-1S-B-MH-WINE SL2150CCS-1S-B-MH-BLK



SL2150CCS-1S-B-CH-BLK SL2150CCS-1S-B-CH-CH SL2150CCS-1S-B-CH-ESP SL2150CCS-1S-B-CH-MH SL2150CCS-1S-B-WB-BLK SL2150CCS-1S-B-WB-WB SL2150CCS-1S-B-WB-BUC SL2150CCS-1S-B-WB-CH SL2150CCS-1S-B-WB-WINE

- Wood backs available in: black, walnut, cherry, mahogany & clear coat finishes
- Premium clear coat finish (including footring)
- 1.2mm steel frame; 1-1/4" tubing; 100% mig welded frame & footring
- Non-marring glides (GL2160-CLEAR is standard - other options are available but charged additional)
- Heavy-duty 4 degree slant swivel attached to frame
- Wood backs ship attached. Seats ship unattached - simple seat attachment required
- Stackable: No
- Frame load capacity: 300 lbs



For COUNTER HEIGHT Bullseye swivel frames, use **SL0150CCS-1S-B for the part number - same pricing.**

	Bullseye Wood Back Clear Coat Swivel Barstool	Approx. Weight
Black Vinyl Seat	SL2150CCS-1S-B-(-)BLK	30 lbs
Buckskin Vinyl Seat	SL2150CCS-1S-B-(-)BUC	30 lbs
Espresso Vinyl Seat	SL2150CCS-1S-B-(-)ESP	30 lbs
Red Vinyl Seat	SL2150CCS-1S-B-(-)RED	30 lbs
Wine Vinyl Seat	SL2150CCS-1S-B-(-)WINE	30 lbs
Clear Coat Wood Seat	SL2150CCS-1S-B-(-)NT	30 lbs
Mahogany Wood Seat	SL2150CCS-1S-B-(-)MH	30 lbs
Cherry Wood Seat	SL2150CCS-1S-B-(-)CH	30 lbs
Walnut Wood Seat	SL2150CCS-1S-B-(-)WA	30 lbs
Black Wood Seat	SL2150CCS-1S-B-(-)WB	30 lbs
Barnwood Wood Seat	SL2150CCS-1S-B-(-)BW	30 lbs
Reclaimed Wood Seat	SL2150CCS-1S-B-(-)RW	30 lbs
Wood Back Swivel Top Only - No Seat or Back	CH-260C-CCS-SWVL	13 lbs
Clear Coat Bottom - No Swivel	SL2132-CCS-BOTTOM	15 lbs
Bullseye Birch Wood Back (choose stain/finish)	BKT-A BACK(-)	3 lbs

Swivel barstool part numbers are as follows:
SL2150CCS-1S-Back Style-Back Stain-Seat Option (e.g. SL2150CCS-1S-B-NT-BLK)

*Note: If seat option is matching wood seat, simply indicate the stain only (e.g. SL2150CCS-1S-B-WA).

Plain/Custom (Clear Coat) Metal Frame Wood Back Swivel Barstool



SL2150CCS-IS-P-WB-BLK



SL2150CCS-IS-P-WB-WB SL2150CCS-IS-P-WB-RED SL2150CCS-IS-P-WB-NT SL2150CCS-IS-P-WB-WINE SL2150CCS-IS-P-NT-NT SL2150CCS-IS-P-NT-BUC

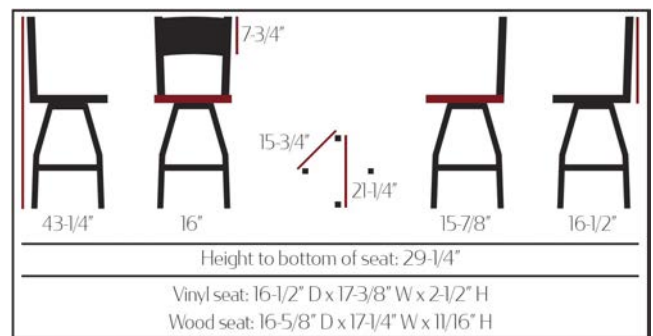


SL2150CCS-IS-P-NT-CH SL2150CCS-IS-P-NT-ESP SL2150CCS-IS-P-MH-WINE SL2150CCS-IS-P-MH-BLK SL2150CCS-IS-P-MH-MH SL2150CCS-IS-P-MH-WB



SL2150CCS-IS-P-WA-BUC SL2150CCS-IS-P-WA-WA SL2150CCS-IS-P-WA-RW SL2150CCS-IS-P-WA-ESP SL2150CCS-IS-P-CH-ESP SL2150CCS-IS-P-CH-CH SL2150CCS-IS-P-CH-NT SL2150CCS-IS-P-CH-BLK SL2150CCS-IS-P-CH-WB

- Wood backs available in: black, walnut, cherry, mahogany & clear coat finishes
- Premium clear coat finish (including footring)
- 1.2mm steel frame; 1-1/4" tubing; 100% mig welded frame & footring
- Non-marring glides (GL2160-CLEAR is standard - other options are available but charged additional)
- Heavy-duty 4 degree slant swivel attached to frame
- Wood backs ship attached. Seats ship unattached - simple seat attachment required
- Stackable: No | Frame load capacity: 300 lbs



	Plain Wood Back C.C. Swivel Barstool	Laser Engraved Wood Back Clear Coat Swivel Barstool	Approx. Weight
Black Vinyl Seat	SL2150CCS-IS-P(-)BLK	SL2150CCS-IS-CUSTOM(-)BLK	30 lbs
Buckskin Vinyl Seat	SL2150CCS-IS-P(-)BUC	SL2150CCS-IS-CUSTOM(-)BUC	30 lbs
Espresso Vinyl Seat	SL2150CCS-IS-P(-)ESP	SL2150CCS-IS-CUSTOM(-)ESP	30 lbs
Red Vinyl Seat	SL2150CCS-IS-P(-)RED	SL2150CCS-IS-CUSTOM(-)RED	30 lbs
Wine Vinyl Seat	SL2150CCS-IS-P(-)WINE	SL2150CCS-IS-CUSTOM(-)WINE	30 lbs
Clear Coat Wood Seat	SL2150CCS-IS-P(-)N	SL2150CCS-IS-CUSTOM(-)NT	30 lbs
Mahogany Wood Seat	SL2150CCS-IS-P(-)M	SL2150CCS-IS-CUSTOM(-)MH	30 lbs
Cherry Wood Seat	SL2150CCS-IS-P(-)C	SL2150CCS-IS-CUSTOM(-)CH	30 lbs
Walnut Wood Seat	SL2150CCS-IS-P(-)WA	SL2150CCS-IS-CUSTOM(-)WA	30 lbs
Black Wood Seat	SL2150CCS-IS-P(-)WB	SL2150CCS-IS-CUSTOM(-)WB	30 lbs
Barnwood Wood Seat	SL2150CCS-IS-P(-)BW	SL2150CCS-IS-CUSTOM(-)BW	30 lbs
Reclaimed Wood Seat	SL2150CCS-IS-P(-)RW	SL2150CCS-IS-CUSTOM(-)RW	30 lbs
Wood Back Swivel Top Only - No Seat or Back	CH-260C-CCS-SWVL	CH-260C-CCS-SWVL	13 lbs
Clear Coat Bottom - No Swivel	SL2132-CCS-BOTTOM	SL2132-CCS-BOTTOM	15 lbs
Birch Wood Back (choose stain/finish)	BKT-C BACK(-)	SLBACKCUSTOMLASER(-)	3 lbs

Add your logo or design for a custom, unique look with our laser engraved backs!



Shoreline (Clear Coat) Metal Frame Wood Back Swivel Barstool

Swivel Barstools

Shoreline (Clear Coat) Metal Frame Wood Back Swivel Barstool



SL2150CCS-1S-SH-NT-NT



SL2150CCS-1S-SH-NT-ESP SL2150CCS-1S-SH-NT-WA SL2150CCS-1S-SH-NT-BUC SL2150CCS-1S-SH-NT-RW SL2150CCS-1S-SH-WA-ESP SL2150CCS-1S-SH-WA-WA

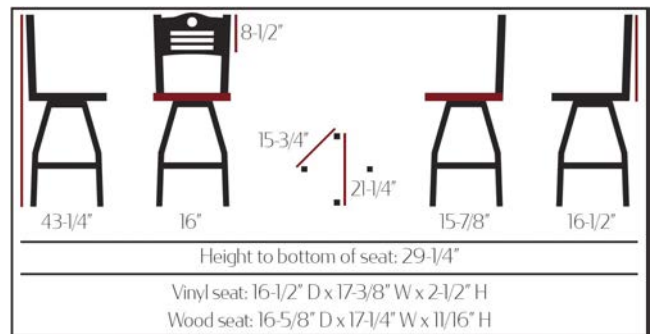


SL2150CCS-1S-SH-WA-RW SL2150CCS-1S-SH-MH-MH SL2150CCS-1S-SH-MH-WB SL2150CCS-1S-SH-WA-BUC SL2150CCS-1S-SH-MH-WINE SL2150CCS-1S-SH-MH-BLK



SL2150CCS-1S-SH-CH-CH SL2150CCS-1S-SH-CH-NT SL2150CCS-1S-SH-WB-WB SL2150CCS-1S-SH-WB-MH SL2150CCS-1S-SH-CH-BLK SL2150CCS-1S-SH-CH-RED SL2150CCS-1S-SH-WB-BLK SL2150CCS-1S-SH-WB-WINE SL2150CCS-1S-SH-WB-RED

- Wood backs available in: black, walnut, cherry, mahogany & clear coat finishes
- Premium clear coat finish (including footring)
- 1.2mm steel frame; 1-1/4" tubing; 100% mig welded frame & footring
- Non-marring glides (GL2160-CLEAR is standard - other options are available but charged additional)
- Heavy-duty 4 degree slant swivel attached to frame
- Wood backs ship attached. Seats ship unattached - simple seat attachment required
- Stackable: No
- Frame load capacity: 300 lbs



For COUNTER HEIGHT Shoreline swivel frames, use **SL0150CCS-1S-SH for the part number - same pricing.**

	Shoreline Wood Back Clear Coat Swivel Barstool	Approx. Weight
Black Vinyl Seat	SL2150CCS-1S-SH(-)-BLK	30 lbs
Buckskin Vinyl Seat	SL2150CCS-1S-SH(-)-BUC	30 lbs
Espresso Vinyl Seat	SL2150CCS-1S-SH(-)-ESP	30 lbs
Red Vinyl Seat	SL2150CCS-1S-SH(-)-RED	30 lbs
Wine Vinyl Seat	SL2150CCS-1S-SH(-)-WINE	30 lbs
Clear Coat Wood Seat	SL2150CCS-1S-SH(-)-NT	30 lbs
Mahogany Wood Seat	SL2150CCS-1S-SH(-)-MH	30 lbs
Cherry Wood Seat	SL2150CCS-1S-SH(-)-CH	30 lbs
Walnut Wood Seat	SL2150CCS-1S-SH(-)-WA	30 lbs
Black Wood Seat	SL2150CCS-1S-SH(-)-WB	30 lbs
Barnwood Wood Seat	SL2150CCS-1S-SH(-)-BW	30 lbs
Reclaimed Wood Seat	SL2150CCS-1S-SH(-)-RW	30 lbs
Wood Back Swivel Top Only - No Seat or Back	CH-260C-CCS-SWWL	13 lbs
Clear Coat Bottom - No Swivel	SL2132-CCS-BOTTOM	15 lbs
Shoreline Birch Wood Back (choose stain/finish)	BKT-D BACK(-)	3 lbs

Swivel barstool part numbers are as follows:
SL2150CCS-1S-Back Stain-Seat Option (e.g. SL2150CCS-1S-SH-NT-BLK)
*Note: If seat option is matching wood seat, simply indicate the stain only (e.g. SL2150CCS-1S-SH-WA).

Bucket - Tufted Back Metal Frame Swivel Barstool



SL8133-BUC



SL8133-BLK



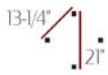
- Premium gloss black square frame with chrome footing
- Non-marring glides included (GL2133)
- Stackable: No
- Overall height: 42-1/2"
- Height to top of seat: 30-5/8"
- Swivel Frame Only:
 - SL2133S-BOTTOM



SL8134-BLK



SL8134-BUC



- Double rung chrome frame
- Non-marring glides included (GL2129)
- Stackable: No
- Overall height: 42-1/2"
- Height to top of seat: 30-5/8"
- Swivel Frame Only:
 - SL2129S-BOTTOM



SL8136-CCS-BUC



SL8136-CCS-BLK



- Premium clear coat finish (including footing)
- 1.2mm steel frame; 1-1/4" tubing; 100% welded frame & footing
- Non-marring glides included (GL2160-CLEAR)
- Stackable: No
- Overall height: 44-3/8"
- Height to top of seat: 32-1/2"
- Swivel Frame Only (no swivel):
 - SL2132-CCS-BOTTOM
- Also available in:
 - Counter height (40" H)
 - Swivel Frame Only (no swivel):
 - SL1132C-CCS-BOTTOM



SL8136-BLK



SL8136-BUC



- Premium black powder coat wrinkle finish (incl. footing)
- 1.2mm steel frame; 1-1/4" tubing; 100% mig frame & footing
- Non-marring glides included (GL2160-WHITE)
- Stackable: No
- Overall height: 44-3/8"
- Height to top of seat: 32-1/2"
- Swivel Frame Only:
 - SL2132S-BOTTOM
- Also available in:
 - Counter height (40" H)
 - Swivel Frame Only:
 - SL1132S-BOTTOM



SL8133TOP-BUC



SL8133TOP-BLK



Tufted Back Bucket with:	Black Vinyl	Buckskin Vinyl	Approx. Weight
Gloss Black Square Swivel Frame	SL8133-BLK	SL8133-BUC	28 lbs
Double Rung Chrome Swivel Frame	SL8134-BLK	SL8134-BUC	28 lbs
Black Powder Coat Swivel Frame	SL8136-BLK	SL8136-BUC	28 lbs
Clear Coat Swivel Frame	SL8136-CCS-BLK	SL8136-CCS-BUC	28 lbs
Counter Height Black Powder Coat Swivel Frame	SL8036-BLK	SL8036-BUC	27 lbs
Counter Height Clear Coat Swivel Frame	SL8036-CCS-BLK	SL8036-CCS-BUC	27 lbs

- Tufted Back Buckets feature a non-waterfall front & quality fabric-backed, commercial-grade vinyl
- Tufted Back Bucket dimensions: 18-1/2" W x 15-3/4" D x 16-1/4" H
Seat thickness: 4-3/8"
- Heavy-duty 4 degree slant swivel attached to all frame styles
- Bucket seat ships unattached - simple seat attachment required

Bucket - Cutout Back Metal Frame Swivel Barstool

Swivel Barstools



SL9133-BUC



SL9133-BLK



- Premium gloss black square frame with chrome footring
- Non-marring glides included (GL2133)
- Stackable: No
- Overall height: 42-1/2"
- Height to top of seat: 30-5/8"
- Swivel Frame Only:
 - SL2133S-BOTTOM



SL9134-BLK



SL9134-BUC



- Double rung chrome frame
- Non-marring glides included (GL2129)
- Stackable: No
- Overall height: 42-1/2"
- Height to top of seat: 30-5/8"
- Swivel Frame Only:
 - SL2129S-BOTTOM



SL9136-CCS-BUC



SL9136-CCS-BLK



- Premium clear coat finish (including footring)
- 1.2mm steel frame; 1-1/4" tubing; 100% welded frame & footring
- Non-marring glides included (GL2160-CLEAR)
- Stackable: No
- Overall height: 44-3/8"
- Height to top of seat: 32-1/2"
- Swivel Frame Only (no swivel):
 - SL2132-CCS-BOTTOM
- Also available in:
 - Counter height (40" H)
 - Swivel Frame Only (no swivel):
 - SL1132C-CCS-BOTTOM



SL9136-BLK



SL9136-BUC



- Premium black powder coat wrinkle finish (incl. footring)
- 1.2mm steel frame; 1-1/4" tubing; 100% mig frame & footring
- Non-marring glides included (GL2160-WHITE)
- Stackable: No
- Overall height: 44-3/8"
- Height to top of seat: 32-1/2"
- Swivel Frame Only:
 - SL2132S-BOTTOM
- Also available in:
 - Counter height (40" H)
 - Swivel Frame Only:
 - SL1132S-BOTTOM



SL9133TOP-BLK



SL9133TOP-BUC



Cutout Back Bucket with:	Black Vinyl	Buckskin Vinyl	Approx. Weight
Gloss Black Square Swivel Frame	SL9133-BLK	SL9133-BUC	28 lbs
Double Rung Chrome Swivel Frame	SL9134-BLK	SL9134-BUC	28 lbs
Black Powder Coat Swivel Frame	SL9136-BLK	SL9136-BUC	28 lbs
Clear Coat Swivel Frame	SL9136-CCS-BLK	SL9136-CCS-BUC	28 lbs
Counter Height Black Powder Coat Swivel Frame	SL9036-BLK	SL9036-BUC	27 lbs
Counter Height Clear Coat Swivel Frame	SL9036-CCS-BLK	SL9036-CCS-BUC	27 lbs

- Cutout Back Buckets feature a non-waterfall front & quality fabric-backed, commercial-grade vinyl
- Cutout Back Bucket dimensions: 19" W x 16-1/2" D x 16-1/4" H
Seat thickness: 4-3/8"
- Heavy-duty 4 degree slant swivel attached to all frame styles
- Bucket seat ships unattached - simple seat attachment required

Bucket - Cutout Back Metal Frame Swivel Barstool

Bucket - American Made Metal Frame Swivel Barstool



SL3133-BLK

- Premium gloss black square frame with chrome footring
- Non-marring glides included (GL2133)
- Stackable: No
- Overall height: 43-3/4"
- Height to top of seat: 30-5/8"
- Swivel Frame Only:
 - SL2133S-BOTTOM



SL3134-BLK

- Double rung chrome frame
- Non-marring glides included (GL2129)
- Stackable: No
- Overall height: 43-3/4"
- Height to top of seat: 30-5/8"
- Swivel Frame Only:
 - SL2129S-BOTTOM



SL3136-BLK

- Premium black powder coat wrinkle finish (incl. footring)
- 1.2mm steel frame; 1-1/4" tubing; 100% mig frame & footring
- Non-marring glides included (GL2160-WHITE)
- Stackable: No
- Overall height: 45-5/8"
- Height to top of seat: 32-1/2"
- Swivel Frame Only:
 - SL2132S-BOTTOM
- Also available in:
 - Counter height (40" H)
 - Swivel Frame Only:
 - SL1132S-BOTTOM



SL3136-CCS-BLK

- Premium clear coat finish (including footring)
- 1.2mm steel frame; 1-1/4" tubing; 100% welded frame & footring
- Non-marring glides included (GL2160-CLEAR)
- Stackable: No
- Overall height: 45-5/8"
- Height to top of seat: 32-1/2"
- Swivel Frame Only (no swivel):
 - SL2132-CCS-BOTTOM
- Also available in:
 - Counter height (40" H)
 - Swivel Frame Only (no swivel):
 - SL1132C-CCS-BOTTOM

American Made Bucket with:	Black Vinyl	Approx. Weight
Gloss Black Square Swivel Frame	SL3133-BLK	28 lbs
Double Rung Chrome Swivel Frame	SL3134-BLK	28 lbs
Black Powder Coat Swivel Frame	SL3136-BLK	28 lbs
Clear Coat Swivel Frame	SL3136-CCS-BLK	28 lbs
Counter Height Black Powder Coat Swivel Frame	SL0136-BLK	27 lbs
Counter Height Clear Coat Swivel Frame	SL0136-CCS-BLK	27 lbs

- American Made Buckets feature double stitching, a non-waterfall front & quality fabric-backed, commercial-grade vinyl
- American Made Bucket dimensions: 19" W x 17" D x 17-1/2" H
Seat thickness: 4-3/8"
- Heavy-duty 4 degree slant swivel attached to all frame styles
- Bucket seat ships unattached - simple seat attachment required

Bucket - Standard Metal Frame Swivel Barstool



- Premium gloss black square frame with chrome footing
- Non-marring glides included (GL2133)
- Stackable: No
- Overall height: 43-3/4"
- Height to top of seat: 29-3/4"
- Swivel Frame Only:
 - SL2133-BOTTOM



SL2133-BLK



SL2133-ESP

SL2133-WINE



- Double rung chrome frame
- Non-marring glides included (GL2129)
- Stackable: No
- Overall height: 43-3/4"
- Height to top of seat: 29-3/4"
- Swivel Frame Only:
 - SL2129S-BOTTOM



SL2134-ESP



SL2134-BLK

SL2134-WINE



- Premium black powder coat wrinkle finish (incl. footing)
- 1.2mm steel frame; 1-1/4" tubing; 100% mig frame & footing
- Non-marring glides included (GL2160-WHITE)
- Stackable: No
- Overall height: 45-5/8"
- Height to top of seat: 31-5/8"
- Swivel Frame Only:
 - SL2132S-BOTTOM
- Also available in:
 - Counter height (40" H)
 - Swivel Frame Only:
 - SL1132S-BOTTOM



SL2136-WINE



SL2136-BLK

SL2136-ESP



- Premium clear coat finish (including footing)
- 1.2mm steel frame; 1-1/4" tubing; 100% welded frame & footing
- Non-marring glides included (GL2160-CLEAR)
- Stackable: No
- Overall height: 45-5/8"
- Height to top of seat: 31-5/8"
- Swivel Frame Only (no swivel):
 - SL2132-CCS-BOTTOM
- Also available in:
 - Counter height (40" H)
 - Swivel Frame Only (no swivel):
 - SL1132C-CCS-BOTTOM



SL2136-CCS-BLK



SL2136-CCS-WINE

SL2136-CCS-ESP

Standard Bucket with:	Black Vinyl	Espresso Vinyl	Wine Vinyl	Approx. Weight
Gloss Black Square Swivel Frame	SL2133-BLK	SL2133-ESP	SL2133-WINE	28 lbs
Double Rung Chrome Swivel Frame	SL2134-BLK	SL2134-ESP	SL2134-WINE	28 lbs
Black Powder Coat Swivel Frame	SL2136-BLK	SL2136-ESP	SL2136-WINE	28 lbs
Clear Coat Swivel Frame	SL2136-CCS-BLK	SL2136-CCS-ESP	SL2136-CCS-WINE	28 lbs
Counter Height Black Powder Coat Swivel Frame	SL1136-BLK	SL1136-ESP	SL1136-WINE	27 lbs
Counter Height Clear Coat Swivel Frame	SL1136-CCS-BLK	SL1136-CCS-ESP	SL1136-CCS-WINE	27 lbs

- Standard Buckets feature a waterfall front & quality fabric-backed, commercial-grade vinyl
- Standard Bucket dimensions: 19" W x 16-3/4" D x 17-1/2" H
Seat thickness: 3-1/2"
- Heavy-duty 4 degree slant swivel attached to all frame styles
- Bucket seat ships unattached - simple seat attachment required



Button Top - Standard Metal Frame Swivel Barstool

- Premium gloss black square frame with chrome footring
- Non-marring glides included (GL2133)
- Stackable: No
- Overall height: 30"

- Double rung chrome frame
- Non-marring glides included (GL2129)
 - Stackable: No
- Overall height: 30"



SL2135-BLK



SL2135-RED



SL2135-WINE



SL2135-BUC



SL2135-ESP



SL2129-BUC



SL2129-ESP



SL2129-BLK



SL2129-WINE



SL2129-RED

- Premium black powder coat wrinkle finish (incl. footring)
- 1.2mm steel frame; 1-1/4" tubing; 100% welded frame & footring
- Non-marring glides included (GL2160-WHITE)
- Stackable: No
- Overall height: 31-7/8"

- Premium clear coat finish (including footring)
- 1.2mm steel frame; 1-1/4" tubing; 100% welded frame & footring
- Non-marring glides included (GL2160-CLEAR)
 - Stackable: No
- Overall height: 31-7/8"



SL2132-RED



SL2132-BUC



SL2132-ESP



SL2132-BLK



SL2132-WINE



SL2132-CCS-WINE



SL2132-CCS-ESP



SL2132-CCS-BLK



SL2132-CCS-BUC



SL2132-CCS-RED

- Standard Button Tops feature high-density foam on plywood core wrapped in quality fabric-backed, commercial grade vinyl

- Heavy-duty flat swivel attached to all frame styles (excl. clear coat frames)

- Button Top seat ships unattached - simple seat attachment required

- Button Top Dimensions:
 - 14-1/2"
 - 4"

Standard Button Top with:	Black Vinyl	Buckskin Vinyl	Espresso Vinyl	Red Vinyl	Wine Vinyl	Approx. Weight	Swivel Frame Only
Gloss Black Square Swivel Frame	SL2135-BLK	SL2135-BUC	SL2135-ESP	SL2135-RED	SL2135-WINE	20 lbs	SL2133F-BOTTOM
Double Rung Chrome Swivel Frame	SL2129-BLK	SL2129-BUC	SL2129-ESP	SL2129-RED	SL2129-WINE	20 lbs	SL2129F-BOTTOM
Black Powder Coat Swivel Frame	SL2132-BLK	SL2132-BUC	SL2132-ESP	SL2132-RED	SL2132-WINE	20 lbs	SL2132F-BOTTOM
Clear Coat Swivel Frame	SL2132-CCS-BLK	SL2132-CCS-BUC	SL2132-CCS-ESP	SL2132-CCS-RED	SL2132-CCS-WINE	20 lbs	SL2132-CCS-BOTTOM
Counter Height Black Swivel Frame	SL1132-BLK	SL1132-BUC	SL1132-ESP	SL1132-RED	SL1132-WINE	19 lbs	SL1132F-BOTTOM
Counter Height Clear Coat Swivel Frame	SL1132-CCS-BLK	SL1132-CCS-BUC	SL1132-CCS-ESP	SL1132-CCS-RED	SL1132-CCS-WINE	19 lbs	SL1132C-CCS-BOTTOM

Button Top - XL Metal Frame Swivel Barstool

Swivel Barstools

- Premium gloss black square frame with chrome footring
- Non-marring glides included (GL2133)
- Stackable: No
- Overall height: 30"

- Double rung chrome frame
- Non-marring glides included (GL2129)
- Stackable: No
- Overall height: 30"



- Premium black powder coat wrinkle finish (incl. footring)
- 1.2mm steel frame; 1 1/4" tubing; 100% welded frame & footring
- Non-marring glides included (GL2160-WHITE)
- Stackable: No
- Overall height: 31-7/8"

- Premium clear coat finish (including footring)
- 1.2mm steel frame; 1 1/4" tubing; 100% welded frame & footring
- Non-marring glides included (GL2160-CLEAR)
- Stackable: No
- Overall height: 31-7/8"



• XL Button Tops feature high-density foam on plywood core wrapped in quality fabric-backed, commercial grade vinyl

• Heavy-duty flat swivel attached to all frame styles (excl. clear coat frames)

• XL Button Top seat ships unattached - simple seat attachment required

• XL Button Top Dimensions:

Button Top - XL Metal Frame Swivel Barstool

XL Button Top with:	Black Vinyl	Espresso Vinyl	Red Vinyl	Wine Vinyl	Approx. Weight	Swivel Frame Only
Gloss Black Square Swivel Frame	SL3135-BLK	SL3135-ESP	SL3135-RED	SL3135-WINE	20 lbs	SL2133F-BOTTOM
Double Rung Chrome Swivel Frame	SL3129-BLK	SL3129-ESP	SL3129-RED	SL3129-WINE	20 lbs	SL2129F-BOTTOM
Black Powder Coat Swivel Frame	SL3132-BLK	SL3132-ESP	SL3132-RED	SL3132-WINE	20 lbs	SL2132F-BOTTOM
Clear Coat Swivel Frame	SL3132-CCS-BLK	SL3132-CCS-ESP	SL3132-CCS-RED	SL3132-CCS-WINE	20 lbs	SL2132-CCS-BOTTOM
Counter Height Black Powder Coat Swivel Frame	SLO137-BLK	SLO137-ESP	SLO137-RED	SLO137-WINE	19 lbs	SL1132F-BOTTOM
Counter Height Clear Coat Swivel Frame	SLO137-CCS-BLK	SLO137-CCS-ESP	SLO137-CCS-RED	SLO137-CCS-WINE	19 lbs	SL1132-CCS-BOTTOM

Button Top - Slimline Metal Frame Swivel Barstool

* MADE TO ORDER *



- Double rung chrome frame
- Non-marring glides included (GL2129)
- Overall height: 29"



- Premium black powder coat wrinkle finish (including footing)
- 1.2mm steel frame; 1-1/4" tubing; 100% welded frame & footing
- Non-marring glides included (GL2160-WHITE)
- Overall height: 30-7/8"



- Premium black powder coat wrinkle finish (including footing & seat ring)
- 1.2mm steel frame; 1-1/4" tubing; 100% welded frame & footing
- Non-marring glides included (GL2160-WHITE)
- Overall height: 30-7/8"




- Premium clear coat finish (including footing)
- 1.2mm steel frame; 1-1/4" tubing; 100% welded frame & footing
- Non-marring glides included (GL2160-CLEAR)
- Overall height: 30-7/8"

Button Top - Slimline Metal Frame Swivel Barstool

Chrome Seat Ring

Black Seat Ring



- Slimline Button Tops feature high-density foam on plywood core wrapped in quality fabric-backed, commercial grade vinyl
- Heavy-duty flat swivel attached to all frame styles
- Button Top seat ships unattached - simple seat attachment required
- Button Top Dimensions:

- Accent ring on seat bottom: 15-1/2" Diameter x 1-1/2" H
- Stackable: No

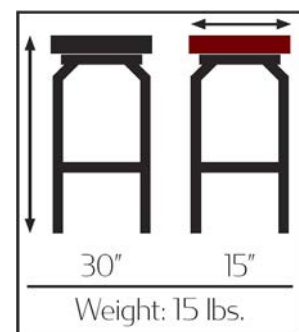
Slimline Button Top	Black Vinyl	Wine Vinyl	Red Vinyl	Navy Vinyl	Hunter Green Vinyl	Gray Vinyl	Chestnut Vinyl	Espresso Vinyl	Elk Black Vinyl	Sierra Brown Vinyl	Oxen Brown Vinyl	Charcoal Vinyl	Gunmetal Vinyl	Taupe Vinyl	Blue Ridge Vinyl	Approx. Weight
Black Powder Coat Swivel Frame w/ Black Seat Ring	SL1117-B-BLK	SL1117-B-WINE	SL1117-B-RED	SL1117-B-NAVY	SL1117-B-HG	SL1117-B-GRAY	SL1117-B-CST	SL1117-B-ESP	SL1117-B-EB	SL1117-B-SB	SL1117-B-OB	SL1117-B-CC	SL1117-B-GM	SL1117-B-TPE	SL1117-B-BR	20 lbs
Black Powder Coat Swivel Frame w/ Chrome Seat Ring	SL1117-BLK	SL1117-WINE	SL1117-RED	SL1117-NAVY	SL1117-HG	SL1117-GRAY	SL1117-CST	SL1117-ESP	SL1117-EB	SL1117-SB	SL1117-OB	SL1117-CC	SL1117-GM	SL1117-TPE	SL1117-BR	20 lbs
Clear Coat Swivel Frame w/ Chrome Seat Ring	SL1117-CCS-BLK	SL1117-CCS-WINE	SL1117-CCS-RED	SL1117-CCS-NAVY	SL1117-CCS-HG	SL1117-CCS-GRAY	SL1117-CCS-CST	SL1117-CCS-ESP	SL1117-CCS-EB	SL1117-CCS-SB	SL1117-CCS-OB	SL1117-CCS-CC	SL1117-CCS-GM	SL1117-CCS-TPE	SL1117-CCS-BR	20 lbs
Double Rung Chrome Swivel Frame w/ Chrome Seat Ring	SL1131-BLK	SL1131-WINE	SL1131-RED	SL1131-NAVY	SL1131-HG	SL1131-GRAY	SL1131-CST	SL1131-ESP	SL1131-EB	SL1131-SB	SL1131-OB	SL1131-CC	SL1131-GM	SL1131-TPE	SL1131-BR	20 lbs
Black Powder Coat Counter Height Swivel Frame w/ Black Seat Ring	SLO1117-B-BLK	SLO1117-B-WINE	SLO1117-B-RED	SLO1117-B-NAVY	SLO1117-B-HG	SLO1117-B-GRAY	SLO1117-B-CST	SLO1117-B-ESP	SLO1117-B-EB	SLO1117-B-SB	SLO1117-B-OB	SLO1117-B-CC	SLO1117-B-GM	SLO1117-B-TPE	SLO1117-B-BR	19 lbs
Black Powder Coat Counter Height Swivel Frame w/ Chrome Seat Ring	SLO1117-BLK	SLO1117-WINE	SLO1117-RED	SLO1117-NAVY	SLO1117-HG	SLO1117-GRAY	SLO1117-CST	SLO1117-ESP	SLO1117-EB	SLO1117-SB	SLO1117-OB	SLO1117-CC	SLO1117-GM	SLO1117-TPE	SLO1117-BR	19 lbs
Clear Coat Counter Height Swivel Frame w/ Chrome Seat Ring	SLO1117-CCS-BLK	SLO1117-CCS-WINE	SLO1117-CCS-RED	SLO1117-CCS-NAVY	SLO1117-CCS-HG	SLO1117-CCS-GRAY	SLO1117-CCS-CST	SLO1117-CCS-ESP	SLO1117-CCS-EB	SLO1117-CCS-SB	SLO1117-CCS-OB	SLO1117-CCS-CC	SLO1117-CCS-GM	SLO1117-CCS-TPE	SLO1117-CCS-BR	19 lbs



Brushed Aluminum Backless Metal Frame Swivel Barstool



- Lightweight brushed aluminum frame & seat
- 1.5mm frame thickness
- 1-1/8" tubular construction
- Heavy-duty swivel
- Non-marring poly glides
- Ships assembled
- Freight class: 250
- For indoor use only



	Part #	Approx. Weight
Brushed Aluminum Backless Swivel Barstool	BB-252-ALM	15 lbs

Metal Frame Swivel Barstool

Ladderback Bolt Down Pedestal Barstool



For COUNTER HEIGHT Ladderback bolt down pedestals, use **SL7301** for the part number - same pricing.

For CHAIR HEIGHT Ladderback bolt down pedestals, use **SL5301** for the part number - same pricing.

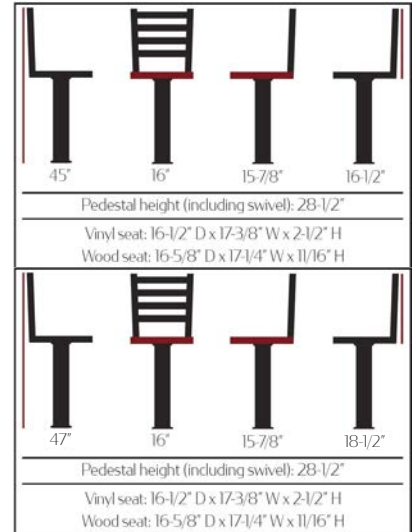
SL6301-WINE



Counter Height (overall): 39" H; pedestal: 22-1/2" H
Chair Height (overall): 35" H; pedestal: 18-1/2" H

Bolt Down Pedestals	Ladderback	Clear Coat Ladderback	Approx. Weight
Black Vinyl Seat	SL6301-BLK	SL6135C-BLK	30 lbs
Buckskin Vinyl Seat	SL6301-BUC	SL6135C-BUC	30 lbs
Espresso Vinyl Seat	SL6301-ESP	SL6135C-ESP	30 lbs
Red Vinyl Seat	SL6301-RED	SL6135C-RED	30 lbs
Wine Vinyl Seat	SL6301-WINE	SL6135C-WINE	30 lbs
Clear Coat Wood Seat	SL6301-NT	SL6135C-NT	30 lbs
Mahogany Wood Seat	SL6301-MH	SL6135C-MH	30 lbs
Cherry Wood Seat	SL6301-CH	SL6135C-CH	30 lbs
Walnut Wood Seat	SL6301-WA	SL6135C-WA	30 lbs
Black Wood Seat	SL6301-WB	SL6135C-WB	30 lbs
Barnwood Wood Seat	SL6301-BW	SL6135C-BW	30 lbs
Reclaimed Wood Seat	SL6301-RW	SL6135C-RW	30 lbs

- Pedestals have a black powder coat finish & feature a 2.5mm steel column with 4.5mm mounting plate
- All welded joints - nothing to fail
- Heavy-duty 4 degree slant swivel attached to frame
- Ladderback tops (above) feature a premium black powder coat finish; Clear Coat Ladderback tops (below) feature a premium clear coat finish
- Seat ships unattached - simple seat attachment required



For COUNTER HEIGHT Ladderback bolt down pedestals, use **SL7135C** for the part number - same pricing.

For CHAIR HEIGHT Ladderback bolt down pedestals, use **SL5135C** for the part number - same pricing.

SL6135C-MH



Counter Height (overall): 41" H; pedestal: 22-1/2" H
Chair Height (overall): 37" H; pedestal: 18-1/2" H

Windowpane / Verticalback Bolt Down Pedestal Barstool

Bolt Down Pedestal Seating

Windowpane / Verticalback Bolt Down Pedestal Barstool



For COUNTER HEIGHT Windowpane bolt down pedestals, use **SL7163** for the part number - same pricing.

For CHAIR HEIGHT Windowpane bolt down pedestals, use **SL5163** for the part number - same pricing.

SL6163-NT



SL6163-RW

SL6163-WA

SL6163-WB

SL6163-BW

SL6163-CH

SL6163-MH



SL6163-BLK

SL6163-BUC

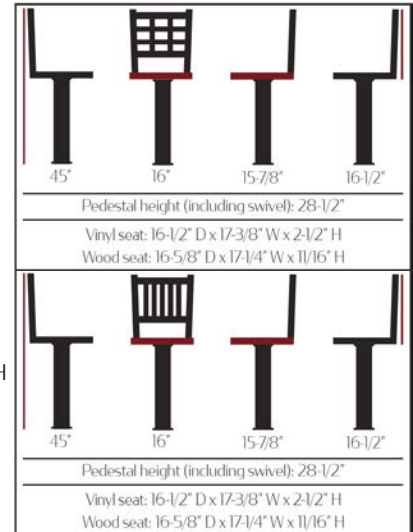
SL6163-ESP

SL6163-RED

SL6163-WINE

Bolt Down Pedestals	Windowpane	Verticalback	Approx. Weight
Black Vinyl Seat	SL6163-BLK	SL6090-BLK	30 lbs
Buckskin Vinyl Seat	SL6163-BUC	SL6090-BUC	30 lbs
Espresso Vinyl Seat	SL6163-ESP	SL6090-ESP	30 lbs
Red Vinyl Seat	SL6163-RED	SL6090-RED	30 lbs
Wine Vinyl Seat	SL6163-WINE	SL6090-WINE	30 lbs
Clear Coat Wood Seat	SL6163-NT	SL6090-NT	30 lbs
Mahogany Wood Seat	SL6163-MH	SL6090-MH	30 lbs
Cherry Wood Seat	SL6163-CH	SL6090-CH	30 lbs
Walnut Wood Seat	SL6163-WA	SL6090-WA	30 lbs
Black Wood Seat	SL6163-WB	SL6090-WB	30 lbs
Barnwood Wood Seat	SL6163-BW	SL6090-BW	30 lbs
Reclaimed Wood Seat	SL6163-RW	SL6090-RW	30 lbs

- Pedestals have a black powder coat finish & feature a 2.5mm steel column with a 4.5mm mounting plate
- All welded joints - nothing to fail
- Heavy-duty 4 degree slant swivel attached to frame
- Swivel tops feature a premium black powder coat wrinkle finish
- Seat ships unattached - simple seat attachment required
- Counter Height (overall): 39" H; pedestal: 22-1/2" H
- Chair Height (overall): 35" H; pedestal: 18-1/2" H



For COUNTER HEIGHT Verticalback bolt down pedestals, use **SL7090** for the part number - same pricing.

For CHAIR HEIGHT Verticalback bolt down pedestals, use **SL5090** for the part number - same pricing.

SL6090-BLK



SL6090-BUC

SL6090-ESP

SL6090-RED

SL6090-WINE

SL6090-BW

SL6090-CH



SL6090-MH

SL6090-NT

SL6090-RW

SL6090-WA

SL6090-WB

5 Line / Bullseye Wood Back Bolt Down Pedestal Barstool



For COUNTER HEIGHT
5 Line Wood Back
bolt down pedestals,
use **SL7150-5** for the part
number - same pricing.

For CHAIR HEIGHT
5 Line Wood Back
bolt down pedestals,
use **SL5150-5** for the part
number - same pricing.



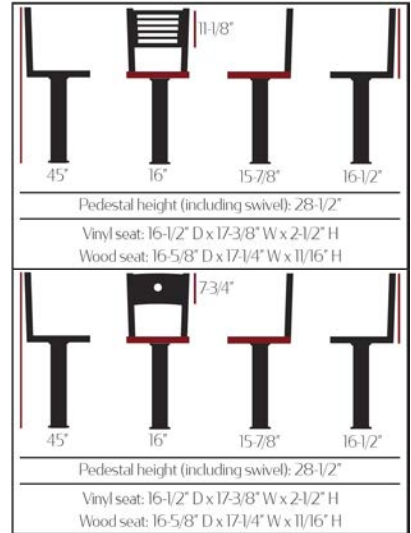
SL6150-5-WA-WA SL6150-5-CH-BLK SL6150-5-CH-CH SL6150-5-MH-WINE SL6150-5-MH-MH



SL6150-5-WA-BUC SL6150-5-NT-ESP SL6150-5-NT-NT SL6150-5-WB-RED SL6150-5-WB-WB

Bolt Down Pedestals	5 Line	Bullseye	Approx. Weight
Black Vinyl Seat	SL6150-5(-)BLK	SL6150-B(-)BLK	30 lbs
Buckskin Vinyl Seat	SL6150-5(-)BUC	SL6150-B(-)BUC	30 lbs
Espresso Vinyl Seat	SL6150-5(-)ESP	SL6150-B(-)ESP	30 lbs
Red Vinyl Seat	SL6150-5(-)RED	SL6150-B(-)RED	30 lbs
Wine Vinyl Seat	SL6150-5(-)WINE	SL6150-B(-)WINE	30 lbs
Clear Coat Wood Seat	SL6150-5(-)NT	SL6150-B(-)NT	30 lbs
Mahogany Wood Seat	SL6150-5(-)MH	SL6150-B(-)MH	30 lbs
Cherry Wood Seat	SL6150-5(-)CH	SL6150-B(-)CH	30 lbs
Walnut Wood Seat	SL6150-5(-)WA	SL6150-B(-)WA	30 lbs
Black Wood Seat	SL6150-5(-)WB	SL6150-B(-)WB	30 lbs
Barnwood Wood Seat	SL6150-5(-)BW	SL6150-B(-)BW	30 lbs
Reclaimed Wood Seat	SL6150-5(-)RW	SL6150-B(-)RW	30 lbs

- Pedestals have a black powder coat finish & feature a 2.5mm steel column with a 4.5mm mounting plate
- All welded joints - nothing to fail
- Heavy-duty 4 degree slant swivel attached to frame
- Wood back tops feature a premium black powder coat wrinkle finish
- Seat back ships attached; seat ships unattached - simple seat attachment required
- Counter Height (overall): 39" H; pedestal: 22-1/2" H
- Chair Height (overall): 35" H; pedestal: 18-1/2" H



Swivel barstool part numbers are as follows:
SL6150-Back Style-Back Stain-Seat Option
 (e.g. SL6150-5-NT-BLK)
 *Note: If seat option is matching wood seat, simply indicate the stain only (e.g. SL6150-B-WA).



For COUNTER HEIGHT
Bullseye Wood Back
bolt down pedestals,
use **SL7150-B** for the part
number - same pricing.

For CHAIR HEIGHT
Bullseye Wood Back
bolt down pedestals,
use **SL5150-B** for the part
number - same pricing.



SL6150-B-CH-BLK SL6150-B-MH-MH SL6150-B-MH-WINE SL6150-B-NT-NT SL6150-B-NT-BUC



SL6090-WA-WA SL6150-B-WA-ESP SL6090-WB-BW SL6150-B-WB-BLK

Plain / Shoreline Wood Back Bolt Down Pedestal Barstool

Bolt Down Pedestal Seating

Plain / Shoreline Wood Back Bolt Down Pedestal Barstool



For COUNTER HEIGHT Plain Wood Back bolt down pedestals, use **SL7150-P** for the part number - same pricing.

For CHAIR HEIGHT Plain Wood Back bolt down pedestals, use **SL5150-P** for the part number - same pricing.

SL6150-P-WB-WB



SL6150-P-WB-WINE SL6150-P-CH-CH SL6150-P-CH-RED SL6150-P-MH-MH SL6150-P-MH-BLK



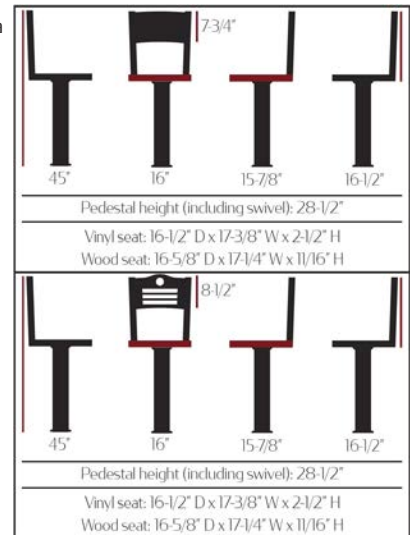
SL6150-P-NT-NT SL6150-P-NT-BUC SL6150-P-WA-WA SL6150-P-WA-ESP

Add your logo or design for a custom, unique look with our laser engraved backs!
1A only *Upcharge*



Bolt Down Pedestals	Plain	Shoreline	Approx. Weight
Black Vinyl Seat	SL6150-P(-)-BLK	SL6150-SH(-)-BLK	30 lbs
Buckskin Vinyl Seat	SL6150-P(-)-BUC	SL6150-SH(-)-BUC	30 lbs
Espresso Vinyl Seat	SL6150-P(-)-ESP	SL6150-SH(-)-ESP	30 lbs
Red Vinyl Seat	SL6150-P(-)-RED	SL6150-SH(-)-RED	30 lbs
Wine Vinyl Seat	SL6150-P(-)-WINE	SL6150-SH(-)-WINE	30 lbs
Clear Coat Wood Seat	SL6150-P(-)-NT	SL6150-SH(-)-NT	30 lbs
Mahogany Wood Seat	SL6150-P(-)-MH	SL6150-SH(-)-MH	30 lbs
Cherry Wood Seat	SL6150-P(-)-CH	SL6150-SH(-)-CH	30 lbs
Walnut Wood Seat	SL6150-P(-)-WA	SL6150-SH(-)-WA	30 lbs
Black Wood Seat	SL6150-P(-)-WB	SL6150-SH(-)-WB	30 lbs
Barnwood Wood Seat	SL6150-P(-)-BW	SL6150-SH(-)-BW	30 lbs
Reclaimed Wood Seat	SL6150-P(-)-RW	SL6150-SH(-)-RW	30 lbs

- Pedestals have a black powder coat finish & feature a 2.5mm steel column with a 4.5mm mounting plate
- All welded joints - nothing to fail
- Heavy-duty 4 degree slant swivel attached to frame
- Wood back tops feature a premium black powder coat wrinkle finish
- Seat back ships attached; seat ships unattached - simple seat attachment required
- Counter Height (overall): 39" H; pedestal: 22-1/2" H
- Chair Height (overall): 35" H; pedestal: 18-1/2" H



Swivel barstool part numbers are as follows:
SL6150-Back Style-Back Stain-Seat Option (e.g. SL6150-P-NT-BLK)

*Note: If seat option is matching wood seat, simply indicate the stain only (e.g. SL6150-SH-WA).



For COUNTER HEIGHT Shoreline Wood Back bolt down pedestals, use **SL7150-SH** for the part number - same pricing.

For CHAIR HEIGHT Shoreline Wood Back bolt down pedestals, use **SL5150-SH** for the part number - same pricing.

SL6150-SH-MH-WINE



SL6150-SH-MH-MH SL6150-SH-NT-ESP SL6150-SH-NT-NT SL6150-SH-WA-BUC SL6150-SH-WA-NT



SL6150-SH-BW-RED SL6150-SH-WB-WB SL6150-SH-CH-BLK SL6150-SH-CH-CH

Bucket Bolt Down Pedestal Barstool



SL6133IMP-WINE

For COUNTER HEIGHT
Standard Bucket
bolt down pedestals,
use **SL7133IMP** for the
part number - same pricing.

For CHAIR HEIGHT
Standard Bucket
bolt down pedestals,
use **SL5133IMP** for the
part number - same pricing.



For COUNTER HEIGHT
American Made Bucket
bolt down pedestals,
use **SL7133DOM** for the
part number - same pricing.

For CHAIR HEIGHT
American Made Bucket
bolt down pedestals,
use **SL5133DOM** for the
part number - same pricing.



SL6133DOM-ESP

SL6133IMP				SL6133DOM				SL6133TUF				SL6133CUT			
45"	19"	16-3/4"	16-1/2"	46"	19"	16-3/4"	17-1/2"	44.75"	18.5"	15.75"	16.25"	44.75"	19"	16.5"	16.25"
Height to top of seat: 32-1/2"				Height to top of seat: 32-7/8"				Height to top of seat: 32.875"				Height to top of seat: 32.875"			
Seat thickness: 4"				Seat thickness: 4-3/8"				Seat thickness: 4.375"				Seat thickness: 4.375"			

Bolt Down Pedestals	Black Vinyl	Buckskin Vinyl	Espresso Vinyl	Wine Vinyl	Approx. Weight
Standard Bucket	SL6133IMP-BLK	-	SL6133IMP-ESP	SL6133IMP-WINE	34 lbs
American Made Bucket	SL6133DOM-BLK	-	SL6133DOM-ESP	SL6133DOM-WINE	34 lbs
Tufted Back Bucket	SL6133TUF-BLK	SL6133TUF-BUC	-	-	34 lbs
Cutout Back Bucket	SL6133CUT-BLK	SL6133CUT-BUC	-	-	34 lbs

All spec sheets are available in
AutoQuotes or online at
www.oakstreetmfg.com



SL6133TUF-BUC

For COUNTER HEIGHT
Tufted Back Bucket
bolt down pedestals,
use **SL7133TUF** for the
part number - same pricing.

For CHAIR HEIGHT
Tufted Back Bucket
bolt down pedestals,
use **SL5133TUF** for the
part number - same pricing.



For COUNTER HEIGHT
Cutout Back Bucket
bolt down pedestals,
use **SL7133CUT** for the
part number - same pricing.

For CHAIR HEIGHT
Cutout Back Bucket
bolt down pedestals,
use **SL5133CUT** for the
part number - same pricing.



SL6133CUT-BLK

Button Top Bolt Down Pedestal Barstool

Bolt Down Pedestal Seating



- Pedestals have a black powder coat finish & feature a 2.5mm steel column with a 4.5mm mounting plate
- All welded joints - nothing to fail
- Heavy-duty flat swivel attached to frame
- All button top seat options feature quality fabric-backed, commercial-grade vinyl
- Button tops ship unattached - simple seat attachment required

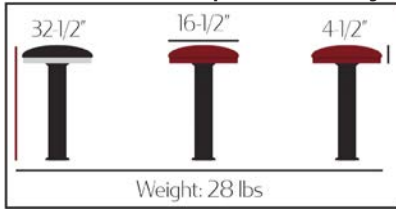
For COUNTER HEIGHT
Slimline bolt down pedestals,
use **SL7117** for the part number - same pricing.

For CHAIR HEIGHT
Slimline bolt down pedestals,
use **SL5117** for the part number - same pricing.

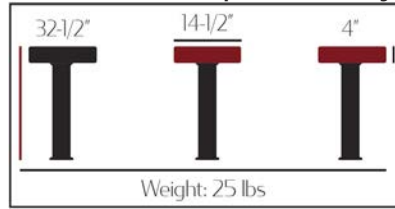
All spec sheets are available in
AutoQuotes or online at
www.oakstreetmfg.com

Custom vinyl or upholstered seat options available.
Visit <http://bit.ly/vinyl-upholstery-fabric> for available options!

SL6117 - Slimline Button Top Pedestals (Bar Height)



SL6129 - Standard Button Top Pedestals (Bar Height)



SL6129XL - XL Button Top Pedestals (Bar Height)



Button Top Bolt Down Pedestals	Black Vinyl	Wine Vinyl	Red Vinyl	Navy Vinyl	Hunter Green Vinyl	Gray Vinyl	Chestnut Vinyl	Espresso Vinyl	Elk Black Vinyl	Sierra Brown Vinyl	Oxen Brown Vinyl	Charcoal Vinyl	Gunmetal Vinyl	Taupe Vinyl	Blue Ridge Vinyl	Approx. Weight
Slimline w/ chrome ring	SL6117-BLK	SL6117-WINE	SL6117-RED	SL6117-NAVY	SL6117-HG	SL6117-GRAY	SL6117-CST	SL6117-ESP	SL6117-EB	SL6117-SB	SL6117-OB	SL6117-CC	SL6117-GM	SL6117-TPE	SL6117-BR	28 lbs
Slimline w/ black ring	SL6117-B-BLK	SL6117-B-WINE	SL6117-B-RED	SL6117-B-NAVY	SL6117-B-HG	SL6117-B-GRAY	SL6117-B-CST	SL6117-B-ESP	SL6117-B-EB	SL6117-B-SB	SL6117-B-OB	SL6117-B-CC	SL6117-B-GM	SL6117-B-TPE	SL6117-B-BR	28 lbs
Standard	SL6129-BLK	SL6129-WINE	SL6129-RED	-	-	-	-	SL6129-ESP	-	-	SL6129-BUC	-	-	-	-	25 lbs
XL	SL6129XL-BLK	SL6129XL-WINE	SL6129XL-RED	-	-	-	-	SL6129XL-ESP	-	-	-	-	-	-	-	28 lbs



For COUNTER HEIGHT
Standard button top bolt down pedestals,
use **SL6129** for the part number - same pricing.

For CHAIR HEIGHT
Standard button top bolt down pedestals,
use **SL5129** for the part number - same pricing.

For COUNTER HEIGHT
XL button top bolt down pedestals,
use **SL7129XL** for the part number - same pricing.

For CHAIR HEIGHT
XL button top bolt down pedestals,
use **SL5129XL** for the part number - same pricing.



Standard Button Top Pedestal Barstools



XL Button Top Pedestal Barstools



SL6129-RED

SL6129-WINE

SL6129-BLK

SL6129-BUC

SL6129-ESP

SL6129XL-RED

SL6129XL-ESP

SL6129XL-BLK

SL6129XL-WINE

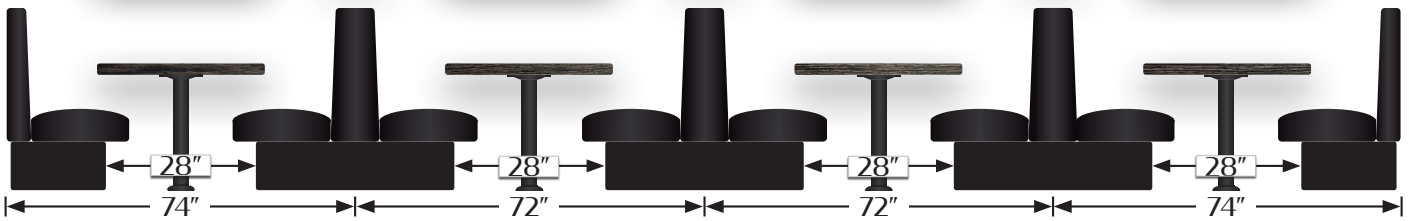

Button Top Bolt Down Pedestal Barstool

Description	Part #	Approx. Weight
Standard BLACK vinyl seat for metal frame, metal frame - wood back, & solid wood chairs, barstools, swivel barstools or pedestals	SLSEAT-BLK	4 lbs
Standard BUCKSKIN vinyl seat for metal frame, metal frame - wood back, & solid wood chairs, barstools, swivel barstools or pedestals	SLSEAT-BUC	4 lbs
Standard ESPRESSO vinyl seat for metal frame, metal frame - wood back, & solid wood chairs, barstools, swivel barstools or pedestals	SLSEAT-ESP	4 lbs
Standard RED vinyl seat for metal frame, metal frame - wood back, & solid wood chairs, barstools, swivel barstools or pedestals	SLSEAT-RED	4 lbs
Standard WINE vinyl seat for metal frame, metal frame - wood back, & solid wood chairs, barstools, swivel barstools or pedestals	SLSEAT-WINE	4 lbs
Standard CUSTOMER'S OWN MATERIAL PROVIDED vinyl seat for metal frame, metal frame - wood back, & solid wood chairs, barstools, swivel barstools or pedestals	SLSEAT-COM	4 lbs
Standard CUSTOM vinyl seat for metal frame, metal frame - wood back, & solid wood chairs, barstools, swivel barstools or pedestals	SLSEAT-CUSTOM	4 lbs
Outdoor BLACK vinyl seat for OD-CM-234 or OD-BM-234	OD-SLSEAT-BLK	4 lbs
Standard BLACK wood seat for metal frame, metal frame - wood back, & solid wood chairs, barstools, swivel barstools or pedestals	SLSEATWOODIMP-BLK	4 lbs
Standard CHERRY wood seat for metal frame, metal frame - wood back, & solid wood chairs, barstools, swivel barstools or pedestals	SLSEATWOODIMP-CH	4 lbs
Standard WALNUT wood seat for metal frame, metal frame - wood back, & solid wood chairs, barstools, swivel barstools or pedestals	SLSEATWOODIMP-WA	4 lbs
Standard MAHOGANY wood seat for metal frame, metal frame - wood back, & solid wood chairs, barstools, swivel barstools or pedestals	SLSEATWOODIMP-MH	4 lbs
Standard CLEAR COAT wood seat for metal frame, metal frame - wood back, & solid wood chairs, barstools, swivel barstools or pedestals	SLSEATWOODIMP-NT	4 lbs
Standard RECLAIMED wood seat for metal frame, metal frame - wood back, & solid wood chairs, barstools, swivel barstools or pedestals	SLSEATWOODIMP-RECLAIM	4 lbs
Standard BARNWOOD wood seat for metal frame, metal frame - wood back, & solid wood chairs, barstools, swivel barstools or pedestals	SLSEATWOODIMP-BW	4 lbs
XL BLACK vinyl seat for XL metal frame ladderback CHAIRS & STATIONARY BARSTOOLS	SLSEAT-XL-BLK	7 lbs
XL BUCKSKIN vinyl seat for XL metal frame ladderback CHAIRS & STATIONARY BARSTOOLS	SLSEAT-XL-BUC	7 lbs
XL ESPRESSO vinyl seat for XL metal frame ladderback CHAIRS & STATIONARY BARSTOOLS	SLSEAT-XL-ESP	7 lbs
XL RED vinyl seat for XL metal frame ladderback CHAIRS & STATIONARY BARSTOOLS	SLSEAT-XL-RED	7 lbs
XL WINE vinyl seat for XL metal frame ladderback CHAIRS & STATIONARY BARSTOOLS	SLSEAT-XL-WINE	7 lbs
XL CUSTOMER'S OWN MATERIAL PROVIDED vinyl seat for XL metal frame ladderback CHAIRS & STATIONARY BARSTOOLS	SLSEAT-XL-COM	7 lbs
XL CUSTOM vinyl seat for XL metal frame ladderback CHAIRS & STATIONARY BARSTOOLS	SLSEAT-XL-CUSTOM	7 lbs
XL BLACK wood seat for XL metal frame ladderback CHAIRS & STATIONARY BARSTOOLS	SLSEAT-XL-WOODIMP-BLK	7 lbs
XL CHERRY wood seat for XL metal frame ladderback CHAIRS & STATIONARY BARSTOOLS	SLSEAT-XL-WOODIMP-CH	7 lbs
XL WALNUT wood seat for XL metal frame ladderback CHAIRS & STATIONARY BARSTOOLS	SLSEAT-XL-WOODIMP-WA	7 lbs
XL MAHOGANY wood seat for XL metal frame ladderback CHAIRS & STATIONARY BARSTOOLS	SLSEAT-XL-WOODIMP-MH	7 lbs
XL CLEAR COAT wood seat for XL metal frame ladderback CHAIRS & STATIONARY BARSTOOLS	SLSEAT-XL-WOODIMP-NT	7 lbs
Bullseye BLACK wood back only for metal frame - wood back chairs, barstools, swivel barstools or pedestals	BKT-A BACK-BLACK	3 lbs
Bullseye CHERRY wood back only for metal frame - wood back chairs, barstools, swivel barstools or pedestals	BKT-A BACK-CHERRY	3 lbs
Bullseye WALNUT wood back only for metal frame - wood back chairs, barstools, swivel barstools or pedestals	BKT-A BACK-WALNUT	3 lbs
Bullseye MAHOGANY wood back only for metal frame - wood back chairs, barstools, swivel barstools or pedestals	BKT-A BACK-MAHOGANY	3 lbs
Bullseye CLEAR COAT wood back only for metal frame - wood back chairs, barstools, swivel barstools or pedestals	BKT-A BACK-NATURAL	3 lbs
Plain BLACK wood back only for metal frame - wood back chairs, barstools, swivel barstools or pedestals	BKT-C BACK-BLACK	3 lbs
Plain CHERRY wood back only for metal frame - wood back chairs, barstools, swivel barstools or pedestals	BKT-C BACK-CHERRY	3 lbs
Plain WALNUT wood back only for metal frame - wood back chairs, barstools, swivel barstools or pedestals	BKT-C BACK-WALNUT	3 lbs
Plain MAHOGANY wood back only for metal frame - wood back chairs, barstools, swivel barstools or pedestals	BKT-C BACK-MAHOGANY	3 lbs
Plain CLEAR COAT wood back only for metal frame - wood back chairs, barstools, swivel barstools or pedestals	BKT-C BACK-NATURAL	3 lbs
Shoreline BLACK wood back only for metal frame - wood back chairs, barstools, swivel barstools or pedestals	BKT-D BACK-BLACK	3 lbs
Shoreline CHERRY wood back only for metal frame - wood back chairs, barstools, swivel barstools or pedestals	BKT-D BACK-CHERRY	3 lbs
Shoreline WALNUT wood back only for metal frame - wood back chairs, barstools, swivel barstools or pedestals	BKT-D BACK-WALNUT	3 lbs
Shoreline MAHOGANY wood back only for metal frame - wood back chairs, barstools, swivel barstools or pedestals	BKT-D BACK-MAHOGANY	3 lbs
Shoreline CLEAR COAT wood back only for metal frame - wood back chairs, barstools, swivel barstools or pedestals	BKT-D BACK-NATURAL	3 lbs
5 Line BLACK wood back only for metal frame - wood back chairs, barstools, swivel barstools or pedestals	BKT-E BACK-BLACK	3 lbs
5 Line CHERRY wood back only for metal frame - wood back chairs, barstools, swivel barstools or pedestals	BKT-E BACK-CHERRY	3 lbs
5 Line WALNUT wood back only for metal frame - wood back chairs, barstools, swivel barstools or pedestals	BKT-E BACK-WALNUT	3 lbs
5 Line MAHOGANY wood back only for metal frame - wood back chairs, barstools, swivel barstools or pedestals	BKT-E BACK-MAHOGANY	3 lbs
5 Line CLEAR COAT wood back only for metal frame - wood back chairs, barstools, swivel barstools or pedestals	BKT-E BACK-NATURAL	3 lbs
Steel series BLACK vinyl seat	CM/BM-256-SEAT-VINYL	5 lbs
Steel series CLEAR COAT wood seat	CM/BM-256-SEAT-WOOD	5 lbs
Solid wood seat BLACK finish for WC/WB101 or WC/WB102	CW/BW-SEAT-BLK	5 lbs
Solid wood seat MAHOGANY finish for WC/WB101 or WC/WB102	CW/BW-SEAT-MH	5 lbs
Solid wood seat WALNUT finish for WC/WB101 or WC/WB102	CW/BW-SEAT-WA	5 lbs
Solid wood seat natural CLEAR COAT finish for WC/WB101 or WC/WB102	CW/BW-SEAT-NT	5 lbs

Description	Part #	Approx. Weight
Standard/Banquet Stack Chair BLACK vinyl seat for SL2082 or SL2089	SL2082SEAT-BLK	4 lbs
Standard/Banquet Stack Chair ESPRESSO vinyl seat for SL2082 or SL2089	SL2082SEAT-ESP	4 lbs
Standard/Banquet Stack Chair WINE vinyl seat for SL2082 or SL2089	SL2082SEAT-WINE	4 lbs
Standard Stack Chair BLACK vinyl back for SL2082	SL2082BACK-BLK	4 lbs
Standard Stack Chair ESPRESSO vinyl back for SL2082	SL2082BACK-ESP	4 lbs
Standard Stack Chair WINE vinyl back for SL2082	SL2082BACK-WINE	4 lbs
Banquet Stack Chair BLACK vinyl back for SL2089	SL2089BACK-BLK	4 lbs
Banquet Stack Chair WINE vinyl back for SL2089	SL2089BACK-WINE	4 lbs
Standard BLACK bucket with commercial-grade vinyl & waterfall front for SL2133, SL2136, SL2134, SL1136, SL2136-CCS, SL1136-CCS, SL5133IMP, SL6133IMP or SL7133IMP	SL2133TOP-BLK	16 lbs
Standard WINE bucket with commercial-grade vinyl & waterfall front for SL2133, SL2136, SL2134, SL1136, SL2136-CCS, SL1136-CCS, SL5133IMP, SL6133IMP or SL7133IMP	SL2133TOP-WINE	16 lbs
Standard ESPRESSO bucket with commercial-grade vinyl & waterfall front for SL2133, SL2136, SL2134, SL1136, SL2136-CCS, SL1136-CCS, SL5133IMP, SL6133IMP or SL7133IMP	SL2133TOP-ESP	16 lbs
American Made BLACK bucket with commercial-grade vinyl & non-waterfall front for SL3133, SL3136, SL3134, SL0136, SL3136-CCS, SL0136-CCS, SL5133DOM, SL6133DOM or SL7133DOM	SL3133TOP-BLK	16 lbs
American Made WINE bucket with commercial-grade vinyl & non-waterfall front for SL3133, SL3136, SL3134, SL0136, SL3136-CCS, SL0136-CCS, SL5133DOM, SL6133DOM or SL7133DOM	SL3133TOP-WINE	16 lbs
American Made ESPRESSO bucket with commercial-grade vinyl & non-waterfall front for SL3133, SL3136, SL3134, SL0136, SL3136-CCS, SL0136-CCS, SL5133DOM, SL6133DOM or SL7133DOM	SL3133TOP-ESP	16 lbs
Tufted Back BLACK bucket with commercial-grade vinyl & non-waterfall front for SL8133, SL8136, SL8134, SL1136, SL8136-CCS, SL8136-CCS, SL5133TUF, SL6133TUF or SL7133TUF	SL8133TOP-BLK	16 lbs
Tufted Back BUCKSKIN bucket with commercial-grade vinyl & non-waterfall front for SL8133, SL8136, SL8134, SL0136, SL8136-CCS, SL8136-CCS, SL5133TUF, SL6133TUF or SL7133TUF	SL8133TOP-BUC	16 lbs
Cutout Back BLACK bucket with commercial-grade vinyl & non-waterfall front for SL9133, SL9136, SL9134, SL0136, SL9136-CCS, SL9136-CCS, SL5133CUT, SL6133CUT or SL7133CUT	SL9133TOP-BLK	16 lbs
Cutout Back BUCKSKIN bucket with commercial-grade vinyl & non-waterfall front for SL9133, SL9136, SL9134, SL0136, SL9136-CCS, SL9136-CCS, SL5133CUT, SL6133CUT or SL7133CUT	SL9133TOP-BUC	16 lbs
Standard BLACK button top with commercial-grade vinyl for SL2135, SL2132, SL2129, SL1132, SL2132-CCS, SL1132-CCS, SL6129 or SL7129	SL2129TOP-BLK	7 lbs
Standard RED button top with commercial-grade vinyl for SL2135, SL2132, SL2129, SL1132, SL2132-CCS, SL1132-CCS, SL6129 or SL7129	SL2129TOP-RED	7 lbs
Standard WINE button top with commercial-grade vinyl for SL2135, SL2132, SL2129, SL1132, SL2132-CCS, SL1132-CCS, SL6129 or SL7129	SL2129TOP-WINE	7 lbs
Standard ESPRESSO button top with commercial-grade vinyl for SL2135, SL2132, SL2129, SL1132, SL2132-CCS, SL1132-CCS, SL6129 or SL7129	SL2129TOP-ESP	7 lbs
Standard BUCKSKIN button top with commercial-grade vinyl for SL2135, SL2132, SL2129, SL1132, SL2132-CCS, SL1132-CCS, SL6129 or SL7129	SL2129TOP-BUC	7 lbs
XL BLACK button top with commercial-grade vinyl for SL3135, SL3132, SL3129, SL0137, SL3132-CCS, SL0137-CCS, SL6129XL, SL7129XL, BB-288 or BB-288-CCS	SL3129TOP-BLK	10 lbs
XL RED button top with commercial-grade vinyl for SL3135, SL3132, SL3129, SL0137, SL3132-CCS, SL0137-CCS, SL6129XL, SL7129XL, BB-288 or BB-288-CCS	SL3129TOP-RED	10 lbs
XL WINE button top with commercial-grade vinyl for SL3135, SL3132, SL3129, SL0137, SL3132-CCS, SL0137-CCS, SL6129XL, SL7129XL, BB-288 or BB-288-CCS	SL3129TOP-WINE	10 lbs
XL ESPRESSO button top with commercial-grade vinyl for SL3135, SL3132, SL3129, SL0137, SL3132-CCS, SL0137-CCS, SL6129XL or SL7129XL	SL3129TOP-ESP	10 lbs
Slimline button top with commercial-grade vinyl for SL1117, SL0117 (specify in-stock vinyl choice - made to order)	SL1117TOP	7 lbs
Frame - Black powder coat swivel FRAME ONLY (no swivel)	SL2132-BOTTOM	15 lbs
Frame - Black powder coat swivel FRAME ONLY (with flat swivel)	SL2132F-BOTTOM	15 lbs
Frame - Black powder coat swivel FRAME ONLY (with slant swivel)	SL2132S-BOTTOM	15 lbs
Frame - Counter Height black powder coat swivel FRAME ONLY (no swivel)	SL1132-BOTTOM	15 lbs
Frame - Counter Height black powder coat swivel FRAME ONLY (with flat swivel)	SL1132F-BOTTOM	15 lbs
Frame - Counter Height black powder coat swivel FRAME ONLY (with slant swivel)	SL1132S-BOTTOM	15 lbs
Frame - Clear coat swivel FRAME ONLY (no swivel)	SL2132-CCS-BOTTOM	15 lbs
Frame - Counter Height clear coat swivel FRAME ONLY (no swivel)	SL1132C-CCS-BOTTOM	15 lbs
Frame - Gloss black square swivel frame with single chrome rung - FRAME ONLY (with flat swivel)	SL2133F-BOTTOM	15 lbs
Frame - Gloss black square swivel frame with single chrome rung - FRAME ONLY (with slant swivel)	SL2133S-BOTTOM	15 lbs
Frame - Double rung chrome swivel FRAME ONLY (with flat swivel)	SL2129F-BOTTOM	15 lbs
Frame - Double rung chrome swivel FRAME ONLY (with slant swivel)	SL2129S-BOTTOM	15 lbs
Bolt Down Pedestal for swivel barstools - Bar Height (swivel not included - must be ordered separately)	BDP BAR HEIGHT	15 lbs
Bolt Down Pedestal for swivel barstools - Counter Height (swivel not included - must be ordered separately)	BDP COUNTER HEIGHT	12 lbs
Bolt Down Pedestal for swivel barstools - Chair Height (swivel not included - must be ordered separately)	BDP CHAIR HEIGHT	10 lbs
Swivel - Heavy Duty flat swivel	SW-HD-FLAT	4 lbs
Swivel - Heavy Duty 4 degree slant swivel	SW-HD-4D	4 lbs
Glide - Clear non-marring plastic glide for CM/BM-234, ST2160, SL2150-1-1S, SL112137, SL2301-S, SL2090-S, SL2163-S, SL01/1136, SL21/3136, SL21/3132	GL2160-CLEAR	
Glide - Felt covered non-marring glide for CM/BM-234, ST2160, SL2150-1-1S, SL112137, SL2301-S, SL2090-S, SL2163-S, SL01/1136, SL21/3136, SL21/3132	GL2160-FELT	
Glide - White non-marring plastic glide for CM/BM-234, ST2160, SL2150-1-1S, SL112137, SL2301-S, SL2090-S, SL2163-S, SL01/1136, SL21/3136, SL21/3132	GL2160-WHITE	
Glide - Black non-marring plastic glide for CM/BM-234, ST2160, SL2150-1-1S, SL112137, SL2301-S, SL2090-S, SL2163-S, SL01/1136, SL21/3136, SL21/3132	GL234	
Glide - White non-marring plastic glide for WC/WB101, WC/WB102, CW/BW-554, WC/WB-305	WC/WB-GLIDE	
Glide - Felt covered non-marring plastic glide for WC/WB101, WC/WB102, CW/BW-554, WC/WB-305	WC/WB-FELT-GLIDE	
Glide - Non-marring plastic glide for SL2082, SL2089	GL2082	
Glide - Non-marring glide for SL21/3133, SL21/3135	GL2133	
Glide - Clear non-marring plastic glide for SL4279, SL4279-1 BACK LEGS ONLY	GL4279	
Glide - Non-marring glide for SL21/3134, SL21/3129, SL2131	GL2129	
Glide - Non-marring glide for CM/BM-252-ALM	GL252	
Glide for CM/BM-256-STEEL	GL-256	
Glide for Outlander series chair or barstool	GL6058	

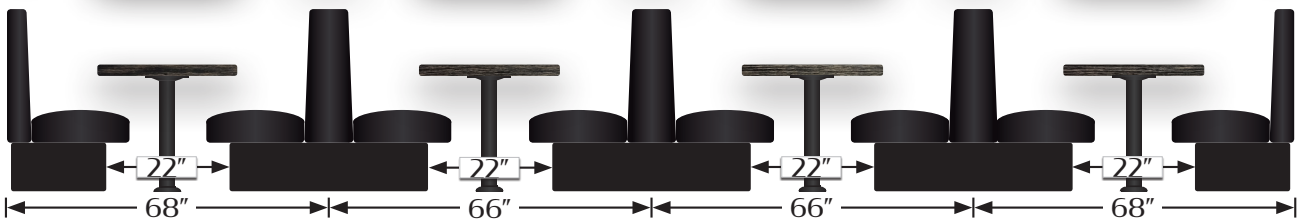


Recommended Booth Layouts



End booth spacing is wider to keep symmetrical dimensions between inner booths

End booth spacing is wider to keep symmetrical dimensions between inner booths

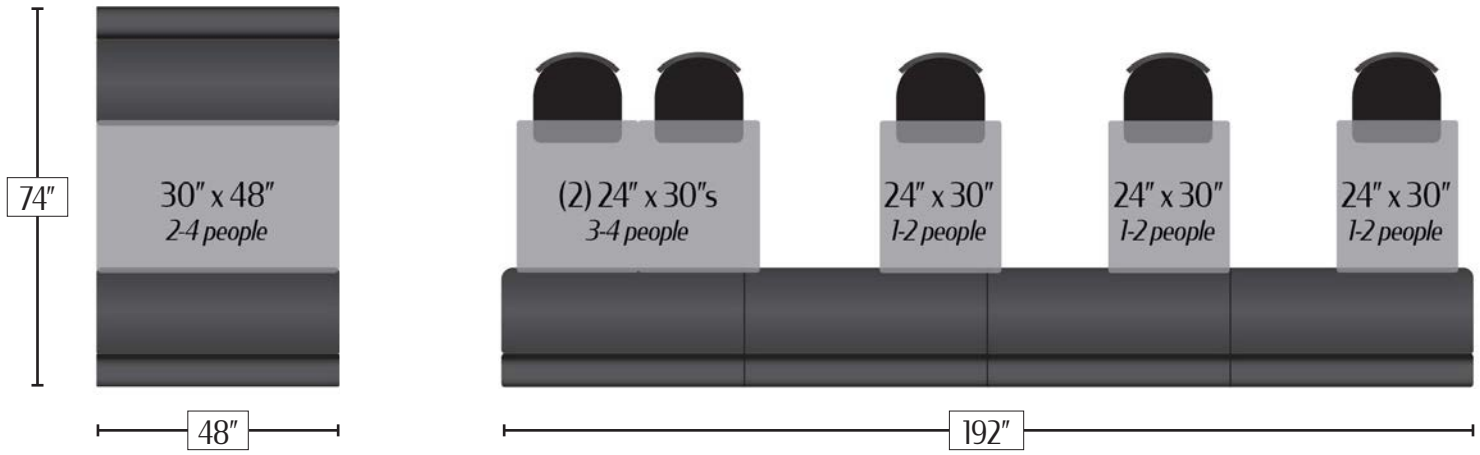


End booth spacing is wider to keep symmetrical dimensions between inner booths

End booth spacing is wider to keep symmetrical dimensions between inner booths



If seeking an ADA compliant accessible booth, a table top with a minimum width of 36" would accommodate the required clear floor area of 30" x 48".

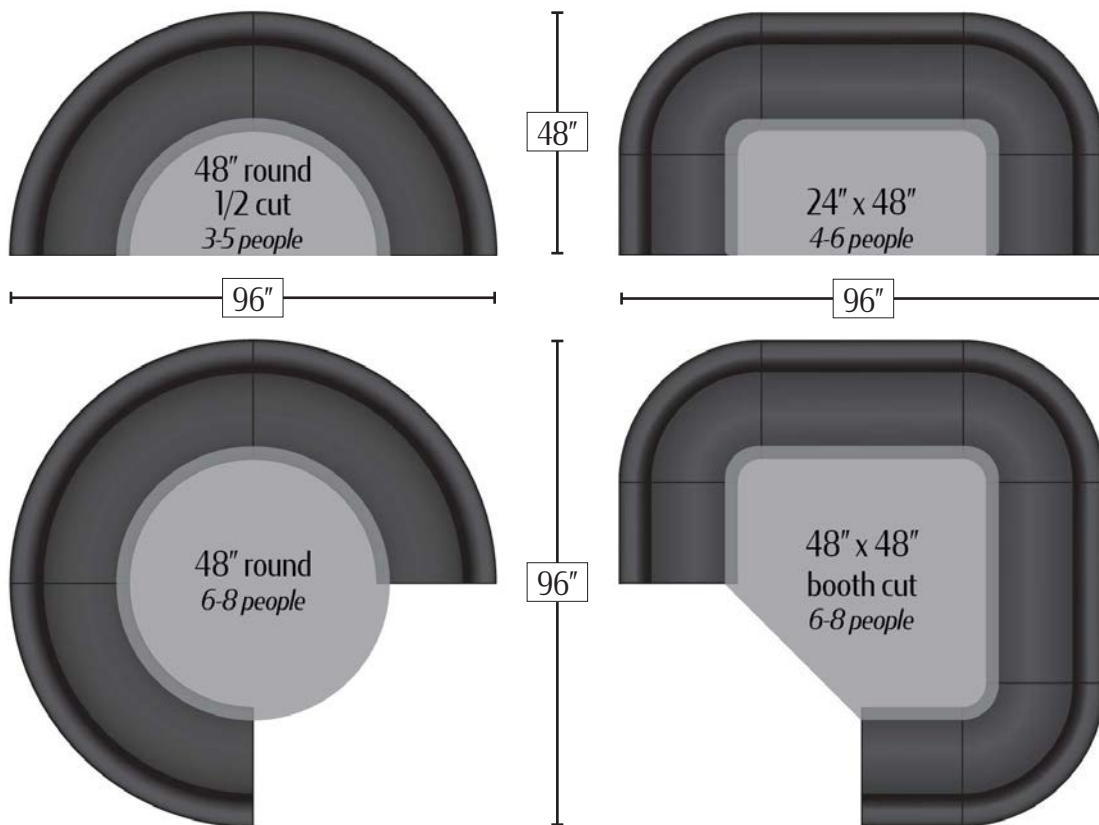


Determining the best layout for your restaurant can be difficult. Oak Street Manufacturing is here to help!

1. Determine your restaurant's available square footage & local regulations that must be followed.
2. Choose the sizing & quantities of tables & booths needed to set up your restaurant's layout.

It's important, as the restaurant owner or decision maker, to plan for every aspect of your restaurant's layout. The booth layout must be considered when planning the overall restaurant layout to ensure compliance with local regulations is still being met. One must not overlook maintaining:

- Standard aisle widths for guests & wait staff
- Emergency exit accessibility
- ADA compliance for wheelchair accessibility



Oak Street Manufacturing's recommended booth layouts are guidelines for traditional spacing in most applications (spacing & setup can vary depending on the size desired & the space available - use as a general principle).

Booths & Benches Made to Order

The Oak Street Advantage

Vinyl/Upholstered Booths



All Oak Street vinyl booth seats are reversible & removable - prolonging the life of seat & making it easier to clean.



All Oak Street vinyl booths feature independent seat backs that are bolted, not glued or stapled to base - adding strength & durability.



Oak Street vinyl booth frames are more durable than competitors. 48+ screws & bolts are used in assembly.



All Oak Street booth seats & backs feature fully sculpted, springless foam. No springs to break, sag or squeak.



All Oak Street vinyl booths feature metal edge brackets are used in base corners - adding strength & durability.



All Oak Street vinyl booth ends are finished for endless room reconfiguration possibilities.



All Oak Street booth seats & backs feature slip sheets over seat foam allow vinyl or upholstery to recover after use - reducing wear.



All Oak Street vinyl booths feature a superior one-step black vinyl toekick glued with for EVA glue process & edged with poly protective corners or ultra durable steel toekick.

- Finished ends & backs standard on booths up to & including 72" lengths.
- Independent base disperses stress on seat back.
- Consistent seat back framing from single to double booths - without a concave wood back & thin layer of foam. Our backs are straight with extra thick foam contoured to the specific shape needed for extra cushion.
- Booths ship with nylon glides.

For custom vinyl, upholstery or fabric, visit:

bit.ly/vinyl-upholstery-fabric

In-House Booth Vinyls



Elk Black



Black



Charcoal



Gunmetal



Gray



Hunter Green



Navy




Blue Ridge



Wine



Red



Sierra Brown



Espresso



Chestnut



Oxen Brown



Taupe

Upgrades: Steel Booth Bases

Booths & Benches Made to Order

Upgrades: Steel Booth Bases



1-tier



2-tier



Upgrade your traditional booth base to a **steel booth base!**

- More durable - eliminate scuffs & tears from customers getting in and out; also fewer warranty or freight issues
- Easy to maintain - can be touched up (if necessary) with a simple can of spray paint
- Same plywood seat base design to accommodate our simple removable & reversible seat
- Available for single & double booths
- Available in 1-tier (shown upper left) and 2-tier (shown upper right)
- Robust 18 gauge steel construction
- Standard color: black, but custom colors* are available

* - Custom colors & other non-standard modifications subject to an upcharge - contact your Oak Street Account Manager for specifics


Upgrades: Freight Saver Booths

Save \$\$\$ In Under 3 Minutes & 5 Steps!



BOOTHS SHIP KNOCKDOWN TO SAVE HUGE ON FREIGHT. ASSEMBLY IS QUICK & EASY!

- Oak Street's freight saver design booths have 8 threaded inserts in seat back for superior strength.
- Bolts are then used to securely anchor seat backs to toekicks



Upgrades: Freight Saver Booths Save \$\$\$ In Under 3 Minutes & 5 Steps!

Booths & Benches Made to Order

- Set seat back and toekick on their side. Toekick sits on included 3/4" piece of plywood to ensure proper spacing.

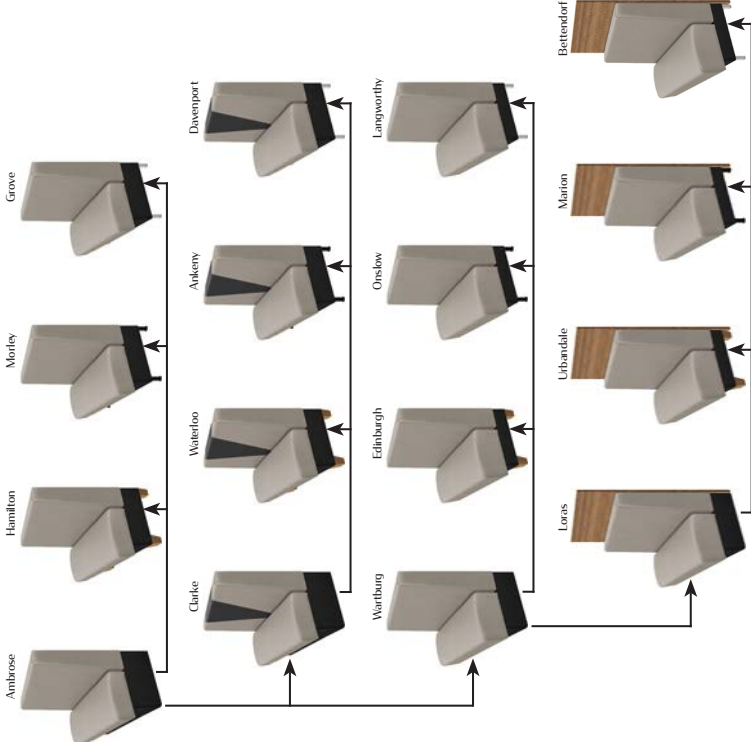


- Using drill driver & 1/2" bit socket, tighten 8 bolts (included) through toekick into threaded inserts in seat back.



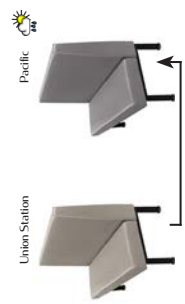
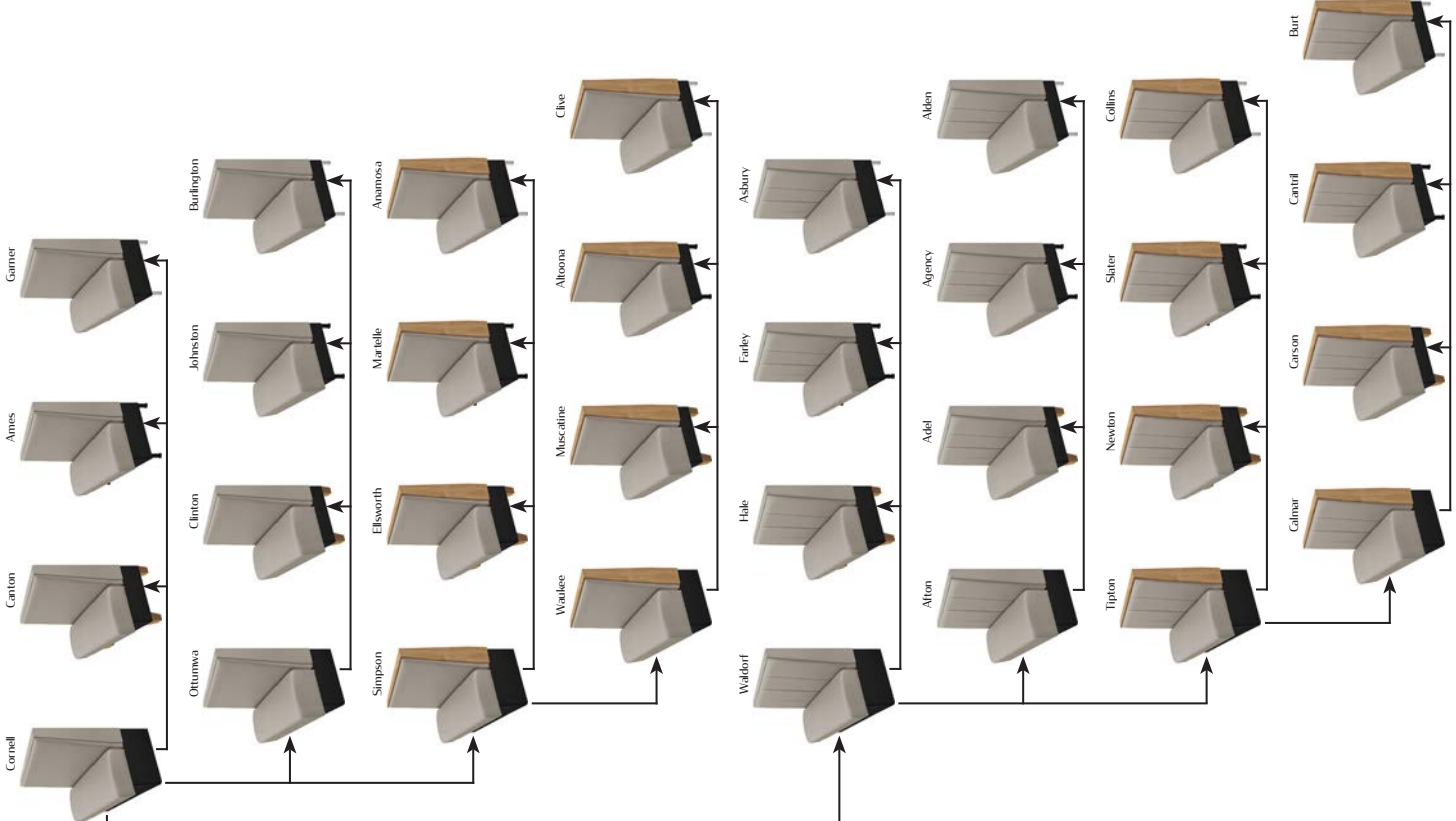
- Set booth down and attach seat.
- Assembly is complete!

Ambrose [AM] - top stitched seams with updated pillow back
Hamilton [HM] - Ambrose w/ black steel legs
Morley [MR] - Ambrose w/ brushed aluminum legs
Waterloo [WL] - Ambrose w/ wood legs
Clatke [CK] - Ambrose w/ "X" cont seat back
Waterloo [WLO] - Clatke w/ wood legs
Ankeny [AN] - Clatke w/ black steel legs
Davenport [DV] - Clatke w/ brushed aluminum legs
Worthington [WR] - Clatke w/ brushed aluminum legs
Edinburgh [ED] - Worthington w/ wood legs
Onslow [ON] - Worthington w/ black steel legs
Lansworthy [LANG] - Worthington w/ brushed aluminum legs
Langworthy [LW] - Worthington w/ wood legs
Urbandale [UR] - Lons w/ wood legs
Marion [MRN] - Lons w/ black steel legs
Betterford [BF] - Lons w/ brushed aluminum legs
Canton [CAN] - Corned w/ wood legs
Annes [AMES] - Corned w/ black steel legs
Gamer [GAR] - Corned w/ brushed aluminum legs
Ottumwa [OT] - Corned w/ wood legs
Clinton [CLN] - Ottumwa w/ wood legs
Johnston [JTN] - Ottumwa w/ black steel legs
Burlington [BRN] - Ottumwa w/ brushed aluminum legs
Simpson [SIP] - Ottumwa w/ wood legs & side cap
Elkworth [ELK] - Simpson w/ wood legs
Marlette [MAR] - Simpson w/ black steel legs
Anamosa [ANA] - Simpson w/ brushed aluminum legs
Waldorf [WAL] - Simpson w/ extra thick IP seat
Altona [ALT] - Waldorf w/ black steel legs
Clive [CLV] - Waldorf w/ brushed aluminum legs
Waldorf [WLD] - Corned w/ vertical channelback
Worthington [WOR] - Corned w/ wood legs
Fairfax [FAR] - Waldorf w/ black steel legs
Ashby [ASB] - Waldorf w/ brushed aluminum legs
Alton [ALT] - Waldorf w/ extra thick IP seat
Adel [ADE] - Waldorf w/ wood legs
Alden [ALD] - Aldon w/ black steel legs
Alden [ALDN] - Aldon w/ brushed aluminum legs
Tipton [TIP] - Waldorf w/ wood legs & side cap
Newton [NEW] - Tipton w/ wood legs
Collins [COL] - Tipton w/ brushed aluminum legs
Galmar [GAL] - Tipton w/ extra thick IP thick seat
Carson [CSN] - Galmar w/ wood legs
Galmar [GALM] - Galmar w/ brushed aluminum legs
Burt [BUR] - Galmar w/ brushed aluminum legs
Worthington [WOR] - Corned w/ horizontal channelback
Luther [LUT] - Corned w/ wood legs
Edison [EDS] - Luther w/ black steel legs
London [LDN] - Luther w/ brushed aluminum legs
Clare [CLR] - Luther w/ extra thick IP seat
Barnum [BNM] - Clare w/ wood legs
Delmar [DMR] - Clare w/ black steel legs
Delmar [DMR] - Clare w/ brushed aluminum legs
Iwin [IWI] - Luther w/ wood legs & side cap
Pale [PAL] - Iwin w/ wood legs
Kingsley [KGT] - Iwin w/ black steel legs
Butte [BUT] - Iwin w/ brushed aluminum legs
Princeton [PRI] - Iwin w/ black steel legs
Respected [RST] - Perry w/ wood legs
Riverton [RYR] - Perry w/ black steel legs
Thayer [THY] - Perry w/ brushed aluminum legs
Benson [BEM] - Drake w/ wood legs
Labon [LAB] - Drake w/ black steel legs
Marengo [MRGO] - Drake w/ brushed aluminum legs
Lansworthy [LANG] - Drake w/ extra thick IP seat
Clinton [CLN] - Eldon w/ wood legs
Godfrey [GDF] - Eldon w/ brushed aluminum legs
Victor [VIC] - Drake w/ wood legs & side cap
Jesup [JSP] - Victor w/ black steel legs
Yale [YAL] - Victor w/ brushed aluminum legs
Lowden [LDN] - Victor w/ extra thick IP seat
Massena [MAS] - Lowden w/ brushed aluminum legs
Mingo [MING] - Lowden w/ black steel legs
Union Station [US] - Utilized steel frame with vinyl seat & back
Pacific [PAC] - Union Station with outdoor components

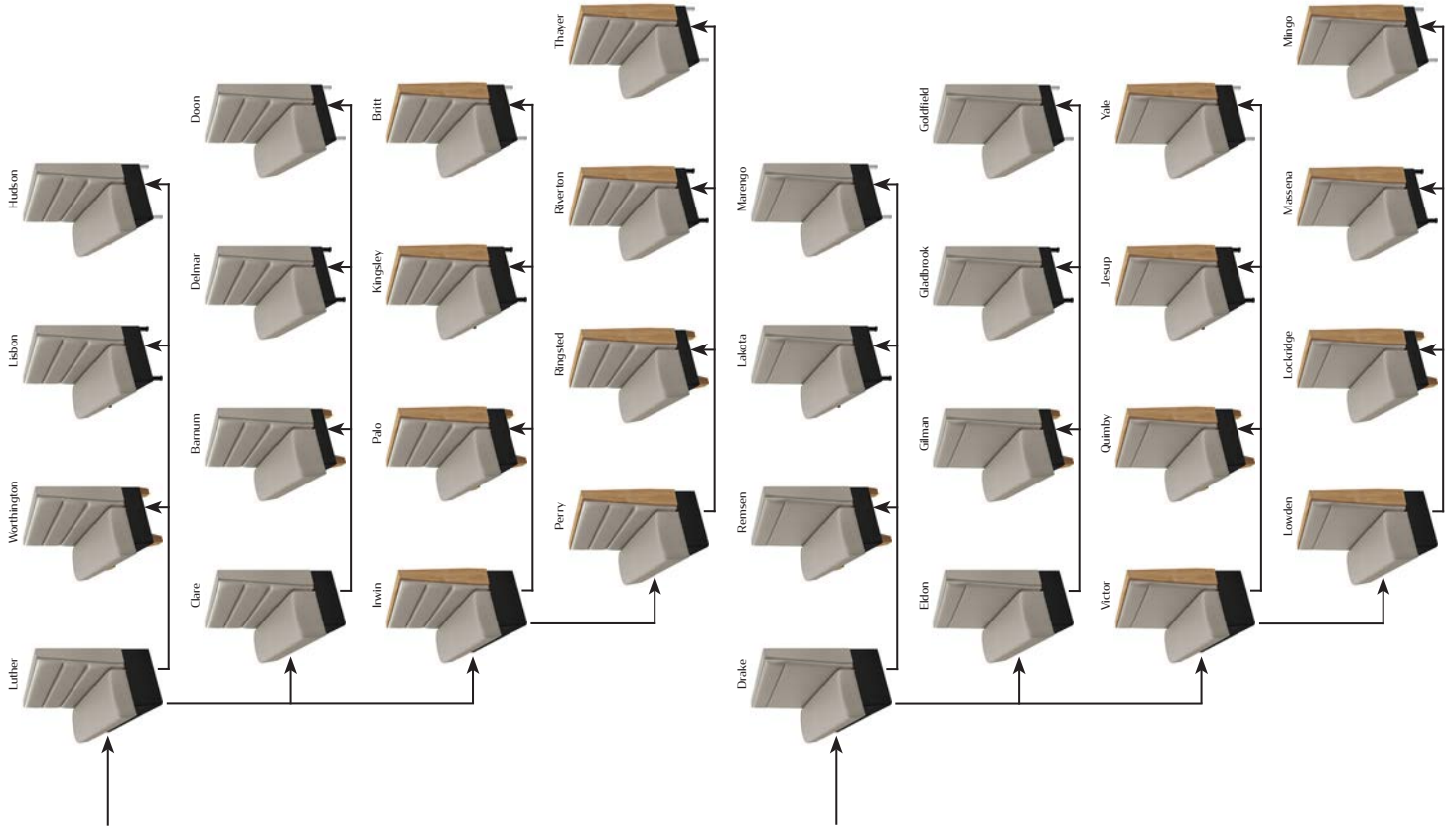


Tiered Vinyl / Upholstery: **DOUGLASS FABRICS** **Stinson**

In-House Vinyls



In-House Stains / Finishes



Kiln-dried [KDW] - wood frame construction, stainable in choice of house or custom stain. Vertical channel back on seat back.

Shepard [SHEP] - heavy-duty oak engineered wood panels stainable in choice of house or custom stain. Available in 4 configurations: vinyl seat/wood back (VSWB), wood seat/wood back (WSWB), wood seat/vinyl back (VSWB), wood seat & back (VSWB).

Baldwin [BN] - stainable birch engineered wood frame construction. Available in 4 configurations: vinyl seat & back (VSWB), vinyl seat/wood back (VSWB), wood seat/vinyl back (VSWB), wood seat & back (VSWB).

Reclaimed [RW] - stainable heavy-duty oak engineered wood panels non-distressed for a traditional look. Available in 4 configurations: vinyl seat/wood back (VSWB), wood seat/wood back (WSWB), wood seat/vinyl back (VSWB), wood seat & back (VSWB).

Morningside [MS] - laminate side panels, seat, seat back & front tool-clip. Top cap stainable in choice of house or custom stain. 6" adjustable steel-legs. Seat back in choice of house or cut to order vinyl/plastic.

Artistorc [ARST] - heavy-duty oak engineered wood panels stainable in choice of house or custom stain. Includes: large vinyl tool-clip. Available in 4 configurations: vinyl seat & back (VSWB), vinyl seat/wood back (VSWB), wood seat/vinyl back (VSWB), wood seat & back (VSWB).

Cascade [CSJ] - unitized steel frame with oak engineered wood planks on seat & back. Stainable in any house or custom stain.

Durango [DRN] - uniquely routed heavy-duty oak engineered wood panels stainable in choice of house or custom stain. Available in 4 configurations: vinyl seat & back (VSWB), vinyl seat/wood back (VSWB), wood seat/vinyl back (VSWB), wood seat & back (VSWB).

In-House Vinyls

Shown on Ambrose booths




Tiered Vinyls / Upholstery



More options available online

bit.ly/vinyl-upholstery-fabric



Tiered Vinyls / Upholstery

More options available online



Seat & Back
Stinson Avant
Camel AV124
Tier 1



Seat & Back
Stinson Avant
Tuscany AV303
Tier 1



Seat & Back
Stinson Avant
Sand AV122
Tier 1



Seat & Back
Stinson Avant
Parchment AV123
Tier 1



Seat & Back
Stinson Avant
Bisque AV131
Tier 1



Seat & Back
Stinson Avant
Putty AV129
Tier 1



Seat & Back
Stinson Avant
Taupe AV132
Tier 1



Seat & Back
Stinson Avant
Bone AV130
Tier 1



Seat & Back
Stinson Avant
Alabaster AV128
Tier 1



Seat & Back
Stinson Avant
Adobe White AV127
Tier 1



Seat & Back
Stinson Avant
Espresso AV121
Tier 1



Seat & Back
Stinson Avant
Mocha AV120
Tier 1



Seat & Back
Stinson Avant
Carafe AV309
Tier 1



Seat & Back
Stinson Avant
Chestnut AV117
Tier 1



Seat & Back
Stinson Avant
Bronze AV155
Tier 1



Seat & Back
Stinson Avant
Oak AV138
Tier 1



Seat & Back
Stinson Avant
Gingersnap AV114
Tier 1



Seat & Back
Stinson Avant
British Tan AV113
Tier 1



Seat & Back
Stinson Avant
Cinnamon AV119
Tier 1



Seat & Back
Stinson Avant
Terra Cotta AV118
Tier 1



Seat & Back
Stinson Avant
Midnight AV211
Tier 1



Seat & Back
Stinson Avant
Graphite AV142
Tier 1



Seat & Back
Stinson Avant
Shale AV311
Tier 1



Seat & Back
Stinson Avant
Gunmetal AV125
Tier 1



Seat & Back
Stinson Avant
Greystone AV139
Tier 1



Seat & Back
Stinson Avant
Pewter AV306
Tier 1



Seat & Back
Stinson Avant
Dove AV133
Tier 1



Seat & Back
Stinson Avant
Gray Moss AV157
Tier 1



Seat & Back
Stinson Avant
Sun Yellow AV101
Tier 1



Seat & Back
Stinson Avant
Mandarin Orange AV116
Tier 1



Seat & Back
Stinson Avant
Abyss G4038
Tier 1



Seat & Back
Stinson Avant
Storm G4032
Tier 1



Seat & Back
Stinson Avant
Graphite G4026
Tier 1



Seat & Back
Stinson Avant
Breeze G4028
Tier 1



Seat & Back
Stinson Avant
Mist G4020
Tier 1



Seat & Back
Stinson Avant
Peat G4037
Tier 1



Seat & Back
Stinson Avant
Twig G4025
Tier 1



Seat & Back
Stinson Avant
Quarry G4022
Tier 1



Seat & Back
Stinson Avant
Driftwood G4033
Tier 1



Seat & Back
Stinson Avant
Ivory G4021
Tier 1



Seat & Back
Stinson Avant
Nocturne G4031
Tier 1



Seat & Back
Stinson Avant
Turquoise G4023
Tier 1



Seat & Back
Stinson Avant
Fern G4027
Tier 1



Seat & Back
Stinson Avant
Gold G4024
Tier 1



Seat & Back
Stinson Avant
Blaze G4029
Tier 1



Seat & Back
Stinson Avant
Rust G4030
Tier 1



Seat & Back
Stinson Avant
Cherry G4034
Tier 1



Seat & Back
Stinson Avant
Cordovan G4035
Tier 1



Seat & Back
Stinson Avant
Blackberry G4036
Tier 1



Seat & Back
Douglass Patriot Plus
Adobe White 56-41-990
Tier 1



Seat & Back
Douglass Patriot Plus
Dark Aqua 56-41-380
Tier 1



Seat & Back
Douglass Patriot Plus
New Green 56-41-640
Tier 1



Seat & Back
Douglass Patriot Plus
Forest 56-41-633
Tier 1



Seat & Back
Douglass Patriot Plus
Aqua Grey 56-41-300
Tier 1



Seat & Back
Douglass Patriot Plus
Cypress 56-41-634
Tier 1



Seat & Back
Douglass Patriot Plus
Granny Smith 56-41-657
Tier 1



Seat & Back
Douglass Patriot Plus
Sage 56-41-603
Tier 1



Seat & Back
Douglass Patriot Plus
Eucalyptus 56-41-681
Tier 1



Seat & Back
Douglass Patriot Plus
Dove 56-41-229
Tier 1



Seat & Back
Douglass Patriot Plus
Concrete 56-41-105
Tier 1



Seat & Back
Douglass Patriot Plus
Aubergine 56-41-851
Tier 1



Seat & Back
Douglass Patriot Plus
Purple Grey 56-41-816
Tier 1



Seat & Back
Douglass Patriot Plus
Mulberry 56-41-814
Tier 1



Seat & Back
Douglass Patriot Plus
Mocha 56-41-424
Tier 1



Seat & Back
Douglass Patriot Plus
Chestnut 56-41-440
Tier 1



Seat & Back
Douglass Patriot Plus
Sable 56-41-410
Tier 1



Seat & Back
Douglass Patriot Plus
Putty 56-41-134
Tier 1



Seat & Back
Douglass Patriot Plus
Lark 56-41-106
Tier 1



Seat & Back
Douglass Patriot Plus
Sand 56-41-970
Tier 1



Seat & Back
Douglass Patriot Plus
Oatmeal 56-41-161
Tier 1



Seat & Back
Douglass Patriot Plus
Burgundy 56-41-810
Tier 1



Seat & Back
Douglass Patriot Plus
Port 56-41-815
Tier 1



Seat & Back
Douglass Patriot Plus
Bordeaux 56-41-880
Tier 1



Seat & Back
Douglass Patriot Plus
Ruby 56-41-812
Tier 1



Seat & Back
Douglass Patriot Plus
Berry 56-41-811
Tier 1



Seat & Back
Douglass Patriot Plus
Paprika 56-41-830
Tier 1



Seat & Back
Douglass Patriot Plus
Terra Cotta 56-41-740
Tier 1



Seat & Back
Douglass Patriot Plus
American Beauty 56-41-884
Tier 1



Seat & Back
Douglass Patriot Plus
Salsa 56-41-832
Tier 1



Seat & Back
Douglass Patriot Plus
Orange Kist 56-41-760
Tier 1



Seat & Back
Douglass Patriot Plus
Deep Phoenician 56-41-859
Tier 1



Seat & Back
Douglass Patriot Plus
Midnight Blue 56-41-360
Tier 1



Seat & Back
Douglass Patriot Plus
Imperial Blue 56-41-372
Tier 1



Seat & Back
Douglass Patriot Plus
Sapphire 56-41-371
Tier 1



Seat & Back
Douglass Patriot Plus
Royal 56-41-370
Tier 1



Seat & Back
Douglass Patriot Plus
Colonial Blue 56-41-310
Tier 1



Seat & Back
Douglass Patriot Plus
Sea 56-41-648
Tier 1



Seat & Back
Douglass Patriot Plus
Grotto 56-41-374
Tier 1



Seat & Back
Douglass Patriot Plus
Peacock 56-41-627
Tier 1



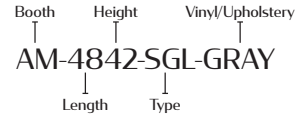
Seat & Back
Douglass Patriot Plus
Space Blue 56-41-344
Tier 1

Ambrose Top stitched seams with updated pillow back



48" L x 42" H singles & doubles
stocked in black in-house vinyl

Std. lengths: 24", 30", 44", 48", 60", 72", 84", 96" -
over 96" considered a banquette. Std. heights: 42", 36".

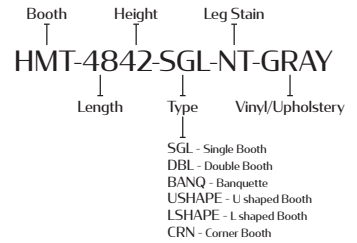


Available with vinyl (L) or steel (R) toe kick

Hamilton Ambrose w/ wood legs



Std. lengths: 24", 30", 44", 48", 60", 72", 84", 96" -
over 96" considered a banquette. Std. heights: 42", 36".



Stainable in any in-house stain
3.625" W x 3.625" D (top) / 2.5" W x 2.5" D (bottom) x 4" H

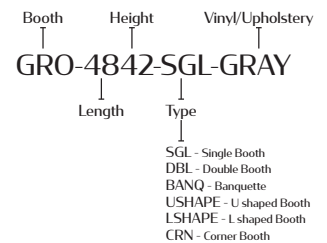


All Oak Street vinyl booth seats are reversible & removable - prolonging the life of seat & making it easier to clean.

Grove Ambrose w/ brushed aluminum legs



Std. lengths: 24", 30", 44", 48", 60", 72", 84", 96" -
over 96" considered a banquette. Std. heights: 42", 36".



1.5" W x 1.5" D x 4" H

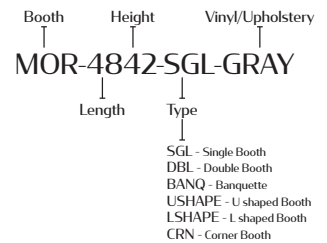


All Oak Street vinyl booths feature independent seat backs that are bolted, not glued or stapled to base - adding strength & durability.

Morley Ambrose w/ black steel legs



Std. lengths: 24", 30", 44", 48", 60", 72", 84", 96" -
over 96" considered a banquette. Std. heights: 42", 36".



1.5" W x 1.5" D x 4" H



Oak Street vinyl booth frames are more durable than competitors. 48+ screws & bolts are used in assembly.




Clarke Ambrose with 'V' accent panel on seat back



All Oak Street vinyl booths feature metal edge brackets are used in base corners - adding strength & durability.

Booth Height Vinyl/Upholstery
 CK-4842-SGL-GRAY-BLK
 Length Type Accent Vinyl/Upholstery



Available with vinyl (L) or steel (R) toe kick



Waterloo Clarke w/ wood legs



Std. lengths: 24", 30", 44", 48", 60", 72", 84", 96" - over 96" considered a banquette. Std. heights: 42", 36".

Booth Height Leg Stain Vinyl/Upholstery
 WTLO-4842-SGL-NT-GRAY-BLK
 Length Type Main Vinyl/Upholstery

SGL - Single Booth
 DBL - Double Booth
 BANQ - Banquette
 USHAPE - U shaped Booth
 LSHAPE - L shaped Booth
 CRN - Corner Booth



All Oak Street booth seats & backs feature slip sheets over seat foam allow vinyl or upholstery to recover after use - reducing wear.

Stainable in any in-house stain
3.625" W x 3.625" D (top) / 2.5" W x 2.5" D (bottom) x 4" H



Davenport Clarke w/ brushed aluminum legs



Std. lengths: 24", 30", 44", 48", 60", 72", 84", 96" - over 96" considered a banquette. Std. heights: 42", 36".

Booth Height Main Vinyl/Upholstery
 DVPT-4842-SGL-GRAY-BLK
 Length Type Accent Vinyl/Upholstery

SGL - Single Booth
 DBL - Double Booth
 BANQ - Banquette
 USHAPE - U shaped Booth
 LSHAPE - L shaped Booth
 CRN - Corner Booth



All Oak Street booth seats & backs feature fully sculpted, springless foam. No springs to break, sag or squeak.

1.5" W x 1.5" D x 4" H



Ankeny Clarke w/ black steel legs



Std. lengths: 24", 30", 44", 48", 60", 72", 84", 96" - over 96" considered a banquette. Std. heights: 42", 36".

Booth Height Main Vinyl/Upholstery
 ANK-4842-SGL-GRAY-BLK
 Length Type Accent Vinyl/Upholstery

SGL - Single Booth
 DBL - Double Booth
 BANQ - Banquette
 USHAPE - U shaped Booth
 LSHAPE - L shaped Booth
 CRN - Corner Booth



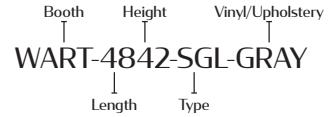
All Oak Street vinyl booth seats are reversible & removable - prolonging the life of seat & making it easier to clean.

1.5" W x 1.5" D x 4" H

Wartburg Ambrose w/ extra thick 11" seat



All Oak Street vinyl booth seats are reversible & removable - prolonging the life of seat & making it easier to clean.

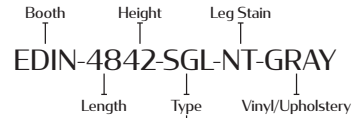


Available with vinyl (L) or steel (R) toe-kick

Edinburgh Wartburg w/ wood legs



Std. lengths: 24", 30", 44", 48", 60", 72", 84", 96" - over 96" considered a banquette. Std. heights: 42", 36".



Stainable in any in-house stain
 3.625" W x 3.625" D (top) / 2.5" W x 2.5" D (bottom) x 4" H

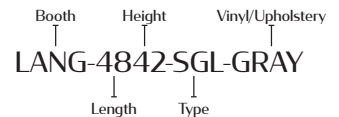


All Oak Street vinyl booth ends are finished for endless room reconfiguration possibilities.

Langworthy Wartburg w/ brushed aluminum legs



Std. lengths: 24", 30", 44", 48", 60", 72", 84", 96" - over 96" considered a banquette. Std. heights: 42", 36".



1.5" W x 1.5" D x 4" H

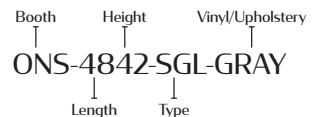


All Oak Street vinyl booths feature independent seat backs that are bolted, not glued or stapled to base - adding strength & durability.

Onslow Wartburg w/ black steel legs



Std. lengths: 24", 30", 44", 48", 60", 72", 84", 96" - over 96" considered a banquette. Std. heights: 42", 36".



1.5" W x 1.5" D x 4" H




Oak Street vinyl booth frames are more durable than competitors. 48+ screws & bolts are used in assembly.



Loras Wartburg w/ laminate privacy panel

Choose from thousands of laminate options offered by:
PINNACLE DECORATIVE LAMINATES or **FORMICA**

Booth Height Vinyl/Upholstery
LS-4842-SGL-GRAY
Length Type



Available with vinyl (L) or steel (R) toekick

Booths & Benches Made to Order



Urbandale Loras w/ wood legs

Choose from thousands of laminate options offered by:
PINNACLE DECORATIVE LAMINATES or **FORMICA**

Booth Height Leg Stain Vinyl/Upholstery
URB-4842-SGL-NT-GRAY
Length Type



Stainable in any in-house stain
3.625" W x 3.625" D (top) / 2.5" W x 2.5" D (bottom) x 4" H

Std. lengths: 24", 30", 44", 48", 60", 72", 84", 96" - over 96" considered a banquette. Std. heights: 42", 36".

Indicate privacy panel laminate & PVC edge color at time of order



Bettendorf Loras w/ brushed aluminum legs

Choose from thousands of laminate options offered by:
PINNACLE DECORATIVE LAMINATES or **FORMICA**

Booth Height Vinyl/Upholstery
BDF-4842-SGL-GRAY
Length Type



1.5" W x 1.5" D x 4" H

Std. lengths: 24", 30", 44", 48", 60", 72", 84", 96" - over 96" considered a banquette. Std. heights: 42", 36".

Indicate privacy panel laminate & PVC edge color at time of order



Marion Loras w/ black steel legs

Choose from thousands of laminate options offered by:
PINNACLE DECORATIVE LAMINATES or **FORMICA**

Booth Height Vinyl/Upholstery
MRN-4842-SGL-GRAY
Length Type



1.5" W x 1.5" D x 4" H


Std. lengths: 24", 30", 44", 48", 60", 72", 84", 96" - over 96" considered a banquette. Std. heights: 42", 36".

Indicate privacy panel laminate & PVC edge color at time of order

Loras - Urbandale - Bettendorf - Marion



In-House Vinyls

Shown on Cornell booths



In-House Vinyls

Shown on Cornell booths



Looking for a unique vinyl/upholstery option?
Choose from thousands of vinyl & upholstery options offered by:

Stinson or  **DOUGLASS**
FABRICS

Browse the thousands of options &
order complimentary samples by visiting:
bit.ly/vinyl-upholstery-fabric

Cornell Top & side cap construction with welting



All Oak Street vinyl booths feature metal edge brackets are used in base corners - adding strength & durability.

Booth Height Vinyl/Upholstery
CR-4842-SGL-GRAY
 Length Type



Available with vinyl (L) or steel (R) toe-kick

Canton Cornell w/ wood legs



Std. lengths: 24", 30", 44", 48", 60", 72", 84", 96" - over 96" considered a banquette. Std. heights: 42", 36".

Booth Height Leg Stain
CAN-4842-SGL-NT-GRAY
 Length Type Vinyl/Upholstery

SGL - Single Booth
 DBL - Double Booth
 BANQ - Banquette
 USHAPE - U shaped Booth
 LSHAPE - L shaped Booth
 CRN - Corner Booth



Stainable in any in-house stain
 3.625" W x 3.625" D (top) / 2.5" W x 2.5" D (bottom) x 4" H



All Oak Street vinyl booth ends are finished for endless room reconfiguration possibilities.

Garner Cornell w/ brushed aluminum legs



Std. lengths: 24", 30", 44", 48", 60", 72", 84", 96" - over 96" considered a banquette. Std. heights: 42", 36".

Booth Height Vinyl/Upholstery
GAR-4842-SGL-GRAY
 Length Type

SGL - Single Booth
 DBL - Double Booth
 BANQ - Banquette
 USHAPE - U shaped Booth
 LSHAPE - L shaped Booth
 CRN - Corner Booth



1.5" W x 1.5" D x 4" H



All Oak Street booth seats & backs feature fully sculpted, springless foam. No springs to break, sag or squeak.

Ames Cornell w/ black steel legs



Std. lengths: 24", 30", 44", 48", 60", 72", 84", 96" - over 96" considered a banquette. Std. heights: 42", 36".

Booth Height Vinyl/Upholstery
AMES-4842-SGL-GRAY
 Length Type

SGL - Single Booth
 DBL - Double Booth
 BANQ - Banquette
 USHAPE - U shaped Booth
 LSHAPE - L shaped Booth
 CRN - Corner Booth



1.5" W x 1.5" D x 4" H



All Oak Street vinyl booth seats are reversible & removable - prolonging the life of seat & making it easier to clean.



Ottumwa Cornell w/ extra thick 11" seat



All Oak Street vinyl booths feature a superior one-step black vinyl toekick glued with for EVA glue process & edged with poly protective corners or ultra durable steel toekick.

Booth Height Vinyl/Upholstery
OTT-4842-SGL-GRAY
Length Type



Available with vinyl (L) or steel (R) toekick



Clinton Ottumwa w/ wood legs



Std. lengths: 24", 30", 44", 48", 60", 72", 84", 96" - over 96" considered a banquette. Std. heights: 42", 36".

Booth Height Leg Stain
CLI-4842-SGL-NT-GRAY
Length Type Vinyl/Upholstery



Stainable in any in-house stain
3.625" W x 3.625" D (top) / 2.5" W x 2.5" D (bottom) x 4" H



All Oak Street booth seats & backs feature slip sheets over seat foam allow vinyl or upholstery to recover after use - reducing wear.



Burlington Ottumwa w/ brushed aluminum legs



Std. lengths: 24", 30", 44", 48", 60", 72", 84", 96" - over 96" considered a banquette. Std. heights: 42", 36".

Booth Height Vinyl/Upholstery
BRTN-4842-SGL-GRAY
Length Type



1.5" W x 1.5" D x 4" H



All Oak Street vinyl booth seats are reversible & removable - prolonging the life of seat & making it easier to clean.



Johnston Ottumwa w/ black steel legs



Std. lengths: 24", 30", 44", 48", 60", 72", 84", 96" - over 96" considered a banquette. Std. heights: 42", 36".

Booth Height Vinyl/Upholstery
JTN-4842-SGL-GRAY
Length Type



1.5" W x 1.5" D x 4" H



Oak Street vinyl booth frames are more durable than competitors. 48+ screws & bolts are used in assembly.

Simpson Cornell w/ wood top & side cap



All Oak Street vinyl booth seats are reversible & removable - prolonging the life of seat & making it easier to clean.

Booth Height Stain
SIMP-4842-SGL-NT-GRAY
 Length Type Vinyl/Upholstery



Available with vinyl (L) or steel (R) toekick

Ellsworth Simpson w/ wood legs



Std. lengths: 24", 30", 44", 48", 60", 72", 84", 96" - over 96" considered a banquette. Std. heights: 42", 36".

Booth Height Stain
EL-4842-SGL-NT-GRAY
 Length Type Vinyl/Upholstery

SGL - Single Booth
 DBL - Double Booth
 BANQ - Banquette
 USHAPE - U shaped Booth
 LSHAPE - L shaped Booth
 CRN - Corner Booth



Stainable in any in-house stain
 3.625" W x 3.625" D (top) / 2.5" W x 2.5" D (bottom) x 4" H



All Oak Street vinyl booth ends are finished for endless room reconfiguration possibilities.

Anamosa Simpson w/ brushed aluminum legs



Std. lengths: 24", 30", 44", 48", 60", 72", 84", 96" - over 96" considered a banquette. Std. heights: 42", 36".

Booth Height Stain
ANA-4842-SGL-NT-GRAY
 Length Type Vinyl/Upholstery

SGL - Single Booth
 DBL - Double Booth
 BANQ - Banquette
 USHAPE - U shaped Booth
 LSHAPE - L shaped Booth
 CRN - Corner Booth



1.5" W x 1.5" D x 4" H



All Oak Street vinyl booths feature a superior one-step black vinyl toekick glued with for EVA glue process & edged with poly protective corners or ultra durable steel toekick.

Martelle Simpson w/ black steel legs



Std. lengths: 24", 30", 44", 48", 60", 72", 84", 96" - over 96" considered a banquette. Std. heights: 42", 36".

Booth Height Stain
MAR-4842-SGL-NT-GRAY
 Length Type Vinyl/Upholstery

SGL - Single Booth
 DBL - Double Booth
 BANQ - Banquette
 USHAPE - U shaped Booth
 LSHAPE - L shaped Booth
 CRN - Corner Booth



1.5" W x 1.5" D x 4" H




All Oak Street vinyl booths feature metal edge brackets are used in base corners - adding strength & durability.



All Oak Street booth seats & backs feature fully sculpted, springless foam. No springs to break, sag or squeak.

Booth Height Stain
WKE-4842-SGL-NT-GRAY
Length Type Vinyl/Upholstery



Available with vinyl (L) or steel (R) toekick



Std. lengths: 24", 30", 44", 48", 60", 72", 84", 96" - over 96" considered a banquette. Std. heights: 42", 36".



Stainable in any in-house stain
3.625" W x 3.625" D (top) / 2.5" W x 2.5" D (bottom) x 4" H

Muscatine Waukee w/ wood legs

Booth Height Stain
MCT-4842-SGL-NT-GRAY
Length Type Vinyl/Upholstery

SGL - Single Booth
DBL - Double Booth
BANQ - Banquette
USHAPE - U shaped Booth
LSHAPE - L shaped Booth
CRN - Corner Booth



All Oak Street vinyl booth seats are reversible & removable - prolonging the life of seat & making it easier to clean.



Std. lengths: 24", 30", 44", 48", 60", 72", 84", 96" - over 96" considered a banquette. Std. heights: 42", 36".



1.5" W x 1.5" D x 4" H

Clive Waukee w/ brushed aluminum legs

Booth Height Stain
CLV-4842-SGL-NT-GRAY
Length Type Vinyl/Upholstery

SGL - Single Booth
DBL - Double Booth
BANQ - Banquette
USHAPE - U shaped Booth
LSHAPE - L shaped Booth
CRN - Corner Booth



Oak Street vinyl booth frames are more durable than competitors. 48+ screws & bolts are used in assembly.



Std. lengths: 24", 30", 44", 48", 60", 72", 84", 96" - over 96" considered a banquette. Std. heights: 42", 36".



1.5" W x 1.5" D x 4" H

Altoona Waukee w/ black steel legs

Booth Height Stain
ALT-4842-SGL-NT-GRAY
Length Type Vinyl/Upholstery

SGL - Single Booth
DBL - Double Booth
BANQ - Banquette
USHAPE - U shaped Booth
LSHAPE - L shaped Booth
CRN - Corner Booth



All Oak Street vinyl booths feature independent seat backs that are bolted, not glued or stapled to base - adding strength & durability.

Waldorf Cornell w/ vertical channelback



All Oak Street vinyl booths feature a superior one-step black vinyl toe kick glued with for EVA glue process & edged with poly protective corners or ultra durable steel toe kick.

Booth Height Vinyl/Upholstery
WD-4842-SGL-GRAY
 Length Type



Available with vinyl (L) or steel (R) toe kick

Hale Waldorf w/ wood legs



Std. lengths: 24", 30", 44", 48", 60", 72", 84", 96" - over 96" considered a banquette. Std. heights: 42", 36".

Booth Height Leg Stain
HALE-4842-SGL-NT-GRAY
 Length Type Vinyl/Upholstery



Stainable in any in-house stain
 3.625" W x 3.625" D (top) / 2.5" W x 2.5" D (bottom) x 4" H



All Oak Street vinyl booth ends are finished for endless room reconfiguration possibilities.

Asbury Waldorf w/ brushed aluminum legs



Std. lengths: 24", 30", 44", 48", 60", 72", 84", 96" - over 96" considered a banquette. Std. heights: 42", 36".

Booth Height Vinyl/Upholstery
ASB-4842-SGL-GRAY
 Length Type



1.5" W x 1.5" D x 4" H



All Oak Street vinyl booth seats are reversible & removable - prolonging the life of seat & making it easier to clean.

Farley Waldorf w/ black steel legs



Std. lengths: 24", 30", 44", 48", 60", 72", 84", 96" - over 96" considered a banquette. Std. heights: 42", 36".

Booth Height Vinyl/Upholstery
FAR-4842-SGL-GRAY
 Length Type



1.5" W x 1.5" D x 4" H



All Oak Street booth seats & backs feature slip sheets over seat foam allow vinyl or upholstery to recover after use - reducing wear.



Afton Waldorf w/ extra thick 11" seat



All Oak Street vinyl booth seats are reversible & removable - prolonging the life of seat & making it easier to clean.

Booth Height Vinyl/Upholstery
AFT-4842-SGL-GRAY
Length Type



Available with vinyl (L) or steel (R) toekick



Std. lengths: 24", 30", 44", 48", 60", 72", 84", 96" - over 96" considered a banquette. Std. heights: 42", 36".

Adel Afton w/ wood legs

Booth Height Leg Stain
ADL-4842-SGL-NT-GRAY
Length Type Vinyl/Upholstery
SGL - Single Booth
DBL - Double Booth
BANQ - Banquette
USHAPE - U shaped Booth
LSHAPE - L shaped Booth
CRN - Corner Booth



Stainable in any in-house stain
3.625" W x 3.625" D (top) / 2.5" W x 2.5" D (bottom) x 4" H



All Oak Street vinyl booths feature metal edge brackets are used in base corners - adding strength & durability.



Std. lengths: 24", 30", 44", 48", 60", 72", 84", 96" - over 96" considered a banquette. Std. heights: 42", 36".

Alden Afton w/ brushed aluminum legs

Booth Height Vinyl/Upholstery
ALDN-4842-SGL-GRAY
Length Type
SGL - Single Booth
DBL - Double Booth
BANQ - Banquette
USHAPE - U shaped Booth
LSHAPE - L shaped Booth
CRN - Corner Booth



1.5" W x 1.5" D x 4" H



All Oak Street vinyl booths feature independent seat backs that are bolted, not glued or stapled to base - adding strength & durability.



Std. lengths: 24", 30", 44", 48", 60", 72", 84", 96" - over 96" considered a banquette. Std. heights: 42", 36".

Agency Afton w/ black steel legs

Booth Height Vinyl/Upholstery
AGCY-4842-SGL-GRAY
Length Type
SGL - Single Booth
DBL - Double Booth
BANQ - Banquette
USHAPE - U shaped Booth
LSHAPE - L shaped Booth
CRN - Corner Booth



1.5" W x 1.5" D x 4" H



Oak Street vinyl booth frames are more durable than competitors, 48+ screws & bolts are used in assembly.

Tipton Waldorf w/ wood top & side cap



All Oak Street booth seats & backs feature fully sculpted, springless foam. No springs to break, sag or squeak.

Booth Height Stain
TIP-4842-SGL-NT-GRAY
 Length Type Vinyl/Upholstery



Available with vinyl (L) or steel (R) toekick

Newton Tipton w/ wood legs



Std. lengths: 24", 30", 44", 48", 60", 72", 84", 96" - over 96" considered a banquette. Std. heights: 42", 36".

Booth Height Stain
NEW-4842-SGL-NT-GRAY
 Length Type Vinyl/Upholstery

SGL - Single Booth
 DBL - Double Booth
 BANQ - Banquette
 USHAPE - U shaped Booth
 LSHAPE - L shaped Booth
 CRN - Corner Booth



Stainable in any in-house stain
 3.625" W x 3.625" D (top) / 2.5" W x 2.5" D (bottom) x 4" H



All Oak Street vinyl booth seats are reversible & removable - prolonging the life of seat & making it easier to clean.

Collins Tipton w/ brushed aluminum legs



Std. lengths: 24", 30", 44", 48", 60", 72", 84", 96" - over 96" considered a banquette. Std. heights: 42", 36".

Booth Height Stain
COL-4842-SGL-NT-GRAY
 Length Type Vinyl/Upholstery

SGL - Single Booth
 DBL - Double Booth
 BANQ - Banquette
 USHAPE - U shaped Booth
 LSHAPE - L shaped Booth
 CRN - Corner Booth



1.5" W x 1.5" D x 4" H



All Oak Street booth seats & backs feature slip sheets over seat foam allow vinyl or upholstery to recover after use - reducing wear.

Slater Tipton w/ black steel legs



Std. lengths: 24", 30", 44", 48", 60", 72", 84", 96" - over 96" considered a banquette. Std. heights: 42", 36".

Booth Height Stain
SLA-4842-SGL-NT-GRAY
 Length Type Vinyl/Upholstery

SGL - Single Booth
 DBL - Double Booth
 BANQ - Banquette
 USHAPE - U shaped Booth
 LSHAPE - L shaped Booth
 CRN - Corner Booth



1.5" W x 1.5" D x 4" H



All Oak Street vinyl booths feature a superior one-step black vinyl toekick glued with for EVA glue process & edged with poly protective corners or ultra durable steel toekick.



All Oak Street vinyl booths feature metal edge brackets are used in base corners - adding strength & durability.

Booth Height Stain
CLMR-4842-SGL-NT-GRAY
Length Type Vinyl/Upholstery



Available with vinyl (L) or steel (R) toekick



Std. lengths: 24", 30", 44", 48", 60", 72", 84", 96" - over 96" considered a banquette. Std. heights: 42", 36".



Carson Calmar w/ wood legs

Booth Height Stain
CSN-4842-SGL-NT-GRAY
Length Type Vinyl/Upholstery

SGL - Single Booth
DBL - Double Booth
BANQ - Banquette
USHAPE - U shaped Booth
LSHAPE - L shaped Booth
CRN - Corner Booth



Oak Street vinyl booth frames are more durable than competitors. 48+ screws & bolts are used in assembly.

Stainable in any in-house stain
3.625" W x 3.625" D (top) / 2.5" W x 2.5" D (bottom) x 4" H



Std. lengths: 24", 30", 44", 48", 60", 72", 84", 96" - over 96" considered a banquette. Std. heights: 42", 36".



1.5" W x 1.5" D x 4" H

Burt Calmar w/ brushed aluminum legs

Booth Height Stain
BURT-4842-SGL-NT-GRAY
Length Type Vinyl/Upholstery

SGL - Single Booth
DBL - Double Booth
BANQ - Banquette
USHAPE - U shaped Booth
LSHAPE - L shaped Booth
CRN - Corner Booth



All Oak Street vinyl booth seats are reversible & removable - prolonging the life of seat & making it easier to clean.



Std. lengths: 24", 30", 44", 48", 60", 72", 84", 96" - over 96" considered a banquette. Std. heights: 42", 36".



1.5" W x 1.5" D x 4" H

Cantril Calmar w/ black steel legs

Booth Height Stain
CTL-4842-SGL-NT-GRAY
Length Type Vinyl/Upholstery

SGL - Single Booth
DBL - Double Booth
BANQ - Banquette
USHAPE - U shaped Booth
LSHAPE - L shaped Booth
CRN - Corner Booth



All Oak Street vinyl booth ends are finished for endless room reconfiguration possibilities.

Luther Cornell w/ horizontal channelback



All Oak Street vinyl booth seats are reversible & removable - prolonging the life of seat & making it easier to clean.

Booth Height Vinyl/Upholstery
LU-4842-SGL-GRAY
 Length Type



Available with vinyl (L) or steel (R) toekick

Worthington Luther w/ wood legs



Std. lengths: 24", 30", 44", 48", 60", 72", 84", 96" - over 96" considered a banquette. Std. heights: 42", 36".

Booth Height Leg Stain
WOR-4842-SGL-NT-GRAY
 Length Type Vinyl/Upholstery



Stainable in any in-house stain
 3.625" W x 3.625" D (top) / 2.5" W x 2.5" D (bottom) x 4" H



All Oak Street booth seats & backs feature slip sheets over seat foam allow vinyl or upholstery to recover after use - reducing wear.

- SGL - Single Booth
- DBL - Double Booth
- BANQ - Banquette
- USHAPE - U shaped Booth
- LSHAPE - L shaped Booth
- CRN - Corner Booth

Hudson Luther w/ brushed aluminum legs



Std. lengths: 24", 30", 44", 48", 60", 72", 84", 96" - over 96" considered a banquette. Std. heights: 42", 36".

Booth Height Vinyl/Upholstery
HUD-4842-SGL-GRAY
 Length Type



1.5" W x 1.5" D x 4" H



All Oak Street vinyl booths feature independent seat backs that are bolted, not glued or stapled to base - adding strength & durability.

- SGL - Single Booth
- DBL - Double Booth
- BANQ - Banquette
- USHAPE - U shaped Booth
- LSHAPE - L shaped Booth
- CRN - Corner Booth

Lisbon Luther w/ black steel legs



Std. lengths: 24", 30", 44", 48", 60", 72", 84", 96" - over 96" considered a banquette. Std. heights: 42", 36".

Booth Height Vinyl/Upholstery
LIS-4842-SGL-GRAY
 Length Type



1.5" W x 1.5" D x 4" H



All Oak Street booth seats & backs feature fully sculpted, springless foam. No springs to break, sag or squeak.

- SGL - Single Booth
- DBL - Double Booth
- BANQ - Banquette
- USHAPE - U shaped Booth
- LSHAPE - L shaped Booth
- CRN - Corner Booth




Clare Luther w/ extra thick 11" seat



All Oak Street vinyl booth ends are finished for endless room reconfiguration possibilities.

Booth Height Vinyl/Upholstery
CLR-4842-SGL-GRAY
Length Type



Available with vinyl (L) or steel (R) toe kick

Barnum Clare w/ wood legs



Std. lengths: 24", 30", 44", 48", 60", 72", 84", 96" - over 96" considered a banquette. Std. heights: 42", 36".

Booth Height Leg Stain
BNM-4842-SGL-NT-GRAY
Length Type Vinyl/Upholstery
SGL - Single Booth
DBL - Double Booth
BANQ - Banquette
USHAPE - U shaped Booth
LSHAPE - L shaped Booth
CRN - Corner Booth



Stainable in any in-house stain
3.625" W x 3.625" D (top) / 2.5" W x 2.5" D (bottom) x 4" H



All Oak Street vinyl booths feature metal edge brackets are used in base corners - adding strength & durability.



Doon Clare w/ brushed aluminum legs



Std. lengths: 24", 30", 44", 48", 60", 72", 84", 96" - over 96" considered a banquette. Std. heights: 42", 36".

Booth Height Vinyl/Upholstery
DOON-4842-SGL-GRAY
Length Type
SGL - Single Booth
DBL - Double Booth
BANQ - Banquette
USHAPE - U shaped Booth
LSHAPE - L shaped Booth
CRN - Corner Booth



1.5" W x 1.5" D x 4" H



All Oak Street vinyl booths feature a superior one-step black vinyl toe kick glued with for EVA glue process & edged with poly protective corners or ultra durable steel toe kick.



Delmar Clare w/ black steel legs



Std. lengths: 24", 30", 44", 48", 60", 72", 84", 96" - over 96" considered a banquette. Std. heights: 42", 36".

Booth Height Vinyl/Upholstery
DMR-4842-SGL-GRAY
Length Type
SGL - Single Booth
DBL - Double Booth
BANQ - Banquette
USHAPE - U shaped Booth
LSHAPE - L shaped Booth
CRN - Corner Booth



1.5" W x 1.5" D x 4" H



All Oak Street vinyl booth seats are reversible & removable - prolonging the life of seat & making it easier to clean.



Irwin Luther w/ wood top & side cap



All Oak Street vinyl booths feature independent seat backs that are bolted, not glued or stapled to base - adding strength & durability.

Booth Height Stain
IR-4842-SGL-NT-GRAY
 Length Type Vinyl/Upholstery



Available with vinyl (L) or steel (R) toekick



Palo Irwin w/ wood legs



Std. lengths: 24", 30", 44", 48", 60", 72", 84", 96" - over 96" considered a banquette. Std. heights: 42", 36".

Booth Height Stain
PLO-4842-SGL-NT-GRAY
 Length Type Vinyl/Upholstery



Stainable in any in-house stain
 3.625" W x 3.625" D (top) / 2.5" W x 2.5" D (bottom) x 4" H



All Oak Street vinyl booth seats are reversible & removable - prolonging the life of seat & making it easier to clean.



Britt Irwin w/ brushed aluminum legs



Std. lengths: 24", 30", 44", 48", 60", 72", 84", 96" - over 96" considered a banquette. Std. heights: 42", 36".

Booth Height Stain
BRT-4842-SGL-NT-GRAY
 Length Type Vinyl/Upholstery



1.5" W x 1.5" D x 4" H



All Oak Street booth seats & backs feature fully sculpted, springless foam. No springs to break, sag or squeak.



Kingsley Irwin w/ black steel legs



Std. lengths: 24", 30", 44", 48", 60", 72", 84", 96" - over 96" considered a banquette. Std. heights: 42", 36".

Booth Height Stain
KGY-4842-SGL-NT-GRAY
 Length Type Vinyl/Upholstery



1.5" W x 1.5" D x 4" H




Oak Street vinyl booth frames are more durable than competitors. 48+ screws & bolts are used in assembly.



Perry Irwin w/ extra thick 11" seat

All Oak Street vinyl booths feature a superior one-step black vinyl toekick glued with for EVA glue process & edged with poly protective corners or ultra durable steel toekick.

Booth Height Stain
PRY-4842-SGL-NT-GRAY
Length Type Vinyl/Upholstery



Available with vinyl (L) or steel (R) toekick

Booths & Benches Made to Order



Std. lengths: 24", 30", 44", 48", 60", 72", 84", 96" - over 96" considered a banquette. Std. heights: 42", 36".

Ringsted Perry w/ wood legs

Booth Height Stain
RST-4842-SGL-NT-GRAY
Length Type Vinyl/Upholstery



SGL - Single Booth
DBL - Double Booth
BANQ - Banquette
USHAPE - U shaped Booth
LSHAPE - L shaped Booth
CRN - Corner Booth



All Oak Street booth seats & backs feature slip sheets over seat foam allow vinyl or upholstery to recover after use - reducing wear.

Stainable in any in-house stain
3.625" W x 3.625" D (top) / 2.5" W x 2.5" D (bottom) x 4" H



Std. lengths: 24", 30", 44", 48", 60", 72", 84", 96" - over 96" considered a banquette. Std. heights: 42", 36".

Thayer Perry w/ brushed aluminum legs

Booth Height Stain
TYR-4842-SGL-NT-GRAY
Length Type Vinyl/Upholstery



SGL - Single Booth
DBL - Double Booth
BANQ - Banquette
USHAPE - U shaped Booth
LSHAPE - L shaped Booth
CRN - Corner Booth



All Oak Street vinyl booth seats are reversible & removable - prolonging the life of seat & making it easier to clean.

1.5" W x 1.5" D x 4" H



Std. lengths: 24", 30", 44", 48", 60", 72", 84", 96" - over 96" considered a banquette. Std. heights: 42", 36".

Riverton Perry w/ black steel legs

Booth Height Stain
RTN-4842-SGL-NT-GRAY
Length Type Vinyl/Upholstery



SGL - Single Booth
DBL - Double Booth
BANQ - Banquette
USHAPE - U shaped Booth
LSHAPE - L shaped Booth
CRN - Corner Booth



All Oak Street vinyl booth ends are finished for endless room reconfiguration possibilities.

1.5" W x 1.5" D x 4" H

Perry - Ringsted - Thayer - Riverton

Drake Cornell w/ 6" headroll



All Oak Street vinyl booth seats are reversible & removable - prolonging the life of seat & making it easier to clean.

Booth Height Vinyl/Upholstery
DRK-4842-SGL-GRAY
 Length Type



Available with vinyl (L) or steel (R) toekick

Remsen Drake w/ wood legs



Std. lengths: 24", 30", 44", 48", 60", 72", 84", 96" - over 96" considered a banquette. Std. heights: 42", 36".

Booth Height Leg Stain
REM-4842-SGL-NT-GRAY
 Length Type Vinyl/Upholstery

SGL - Single Booth
 DBL - Double Booth
 BANQ - Banquette
 USHAPE - U shaped Booth
 LSHAPE - L shaped Booth
 CRN - Corner Booth



Stainable in any in-house stain
 3.625" W x 3.625" D (top) / 2.5" W x 2.5" D (bottom) x 4" H



Oak Street vinyl booth frames are more durable than competitors. 48+ screws & bolts are used in assembly.

Marengo Drake w/ brushed aluminum legs



Std. lengths: 24", 30", 44", 48", 60", 72", 84", 96" - over 96" considered a banquette. Std. heights: 42", 36".

Booth Height Vinyl/Upholstery
MRGO-4842-SGL-GRAY
 Length Type

SGL - Single Booth
 DBL - Double Booth
 BANQ - Banquette
 USHAPE - U shaped Booth
 LSHAPE - L shaped Booth
 CRN - Corner Booth



1.5" W x 1.5" D x 4" H



All Oak Street vinyl booths feature independent seat backs that are bolted, not glued or stapled to base - adding strength & durability.

Lakota Drake w/ black steel legs



Std. lengths: 24", 30", 44", 48", 60", 72", 84", 96" - over 96" considered a banquette. Std. heights: 42", 36".

Booth Height Vinyl/Upholstery
LAK-4842-SGL-GRAY
 Length Type

SGL - Single Booth
 DBL - Double Booth
 BANQ - Banquette
 USHAPE - U shaped Booth
 LSHAPE - L shaped Booth
 CRN - Corner Booth



1.5" W x 1.5" D x 4" H




All Oak Street vinyl booths feature metal edge brackets are used in base corners - adding strength & durability.



All Oak Street booth seats & backs feature slip sheets over seat foam allow vinyl or upholstery to recover after use - reducing wear.

Booth Height Vinyl/Upholstery
ELD-4842-SGL-GRAY
Length Type



Available with vinyl (L) or steel (R) toe kick



Std. lengths: 24", 30", 44", 48", 60", 72", 84", 96" - over 96" considered a banquette. Std. heights: 42", 36".



Gilman Eldon w/ wood legs

Booth Height Leg Stain
GIL-4842-SGL-NT-GRAY
Length Type Vinyl/Upholstery

SGL - Single Booth
DBL - Double Booth
BANQ - Banquette
USHAPE - U shaped Booth
LSHAPE - L shaped Booth
CRN - Corner Booth



All Oak Street vinyl booth seats are reversible & removable - prolonging the life of seat & making it easier to clean.

Stainable in any in-house stain
3.625" W x 3.625" D (top) / 2.5" W x 2.5" D (bottom) x 4" H



Std. lengths: 24", 30", 44", 48", 60", 72", 84", 96" - over 96" considered a banquette. Std. heights: 42", 36".



Goldfield Eldon w/ brushed aluminum legs

Booth Height Vinyl/Upholstery
GFD-4842-SGL-GRAY
Length Type

SGL - Single Booth
DBL - Double Booth
BANQ - Banquette
USHAPE - U shaped Booth
LSHAPE - L shaped Booth
CRN - Corner Booth



All Oak Street booth seats & backs feature fully sculpted, springless foam. No springs to break, sag or squeak.

1.5" W x 1.5" D x 4" H



Std. lengths: 24", 30", 44", 48", 60", 72", 84", 96" - over 96" considered a banquette. Std. heights: 42", 36".



Gladbrook Eldon w/ black steel legs

Booth Height Vinyl/Upholstery
GBK-4842-SGL-GRAY
Length Type

SGL - Single Booth
DBL - Double Booth
BANQ - Banquette
USHAPE - U shaped Booth
LSHAPE - L shaped Booth
CRN - Corner Booth



All Oak Street vinyl booth ends are finished for endless room reconfiguration possibilities.


1.5" W x 1.5" D x 4" H

Victor Drake w/ wood top & side cap



All Oak Street vinyl booths feature independent seat backs that are bolted, not glued or stapled to base - adding strength & durability.

Booth Height Stain
VTR-4842-SGL-NT-GRAY
 Length Type Vinyl/Upholstery



Available with vinyl (L) or steel (R) toekick

Quimby Victor w/ wood legs



Std. lengths: 24", 30", 44", 48", 60", 72", 84", 96" - over 96" considered a banquette. Std. heights: 42", 36".

Booth Height Stain
QBY-4842-SGL-NT-GRAY
 Length Type Vinyl/Upholstery

SGL - Single Booth
 DBL - Double Booth
 BANQ - Banquette
 USHAPE - U shaped Booth
 LSHAPE - L shaped Booth
 CRN - Corner Booth



Stainable in any in-house stain
 3.625" W x 3.625" D (top) / 2.5" W x 2.5" D (bottom) x 4" H



Oak Street vinyl booth frames are more durable than competitors. 48+ screws & bolts are used in assembly.

Yale Victor w/ brushed aluminum legs



Std. lengths: 24", 30", 44", 48", 60", 72", 84", 96" - over 96" considered a banquette. Std. heights: 42", 36".

Booth Height Stain
YALE-4842-SGL-NT-GRAY
 Length Type Vinyl/Upholstery

SGL - Single Booth
 DBL - Double Booth
 BANQ - Banquette
 USHAPE - U shaped Booth
 LSHAPE - L shaped Booth
 CRN - Corner Booth



1.5" W x 1.5" D x 4" H



All Oak Street vinyl booth seats are reversible & removable - prolonging the life of seat & making it easier to clean.

Jesup Victor w/ black steel legs



Std. lengths: 24", 30", 44", 48", 60", 72", 84", 96" - over 96" considered a banquette. Std. heights: 42", 36".

Booth Height Stain
JSP-4842-SGL-NT-GRAY
 Length Type Vinyl/Upholstery

SGL - Single Booth
 DBL - Double Booth
 BANQ - Banquette
 USHAPE - U shaped Booth
 LSHAPE - L shaped Booth
 CRN - Corner Booth



1.5" W x 1.5" D x 4" H



All Oak Street vinyl booths feature a superior one-step black vinyl toekick glued with for EVA glue process & edged with poly protective corners or ultra durable steel toekick.



All Oak Street vinyl booths feature metal edge brackets are used in base corners - adding strength & durability.

Booth Height Stain
LDN-4842-SGL-NT-GRAY
Length Type Vinyl/Upholstery



Available with vinyl (L) or steel (R) toekick

Booths & Benches Made to Order



Std. lengths: 24", 30", 44", 48", 60", 72", 84", 96" - over 96" considered a banquette. Std. heights: 42", 36".



Stainable in any in-house stain
3.625" W x 3.625" D (top) / 2.5" W x 2.5" D (bottom) x 4" H

Booth Height Stain
LKRG-4842-SGL-NT-GRAY
Length Type Vinyl/Upholstery

- SGL - Single Booth
- DBL - Double Booth
- BANQ - Banquette
- USHAPE - U shaped Booth
- LSHAPE - L shaped Booth
- CRN - Corner Booth



All Oak Street booth seats & backs feature fully sculpted, springless foam. No springs to break, sag or squeak.



Std. lengths: 24", 30", 44", 48", 60", 72", 84", 96" - over 96" considered a banquette. Std. heights: 42", 36".



1.5" W x 1.5" D x 4" H

Booth Height Stain
MING-4842-SGL-NT-GRAY
Length Type Vinyl/Upholstery

- SGL - Single Booth
- DBL - Double Booth
- BANQ - Banquette
- USHAPE - U shaped Booth
- LSHAPE - L shaped Booth
- CRN - Corner Booth



All Oak Street vinyl booth ends are finished for endless room reconfiguration possibilities.



Std. lengths: 24", 30", 44", 48", 60", 72", 84", 96" - over 96" considered a banquette. Std. heights: 42", 36".



1.5" W x 1.5" D x 4" H

Booth Height Stain
MAS-4842-SGL-NT-GRAY
Length Type Vinyl/Upholstery

- SGL - Single Booth
- DBL - Double Booth
- BANQ - Banquette
- USHAPE - U shaped Booth
- LSHAPE - L shaped Booth
- CRN - Corner Booth



All Oak Street vinyl booth seats are reversible & removable - prolonging the life of seat & making it easier to clean.

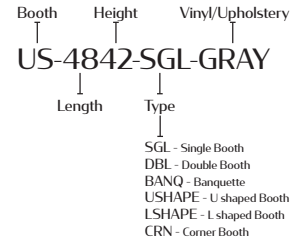
Lowden - Lockridge - Mingo - Massena

Union Station Unitized steel frame with vinyl seat & back



Std. lengths: 24", 30", 44", 48", 60", 72", 84", 96" - over 96" considered a banquette. Std. heights: 42", 36".

1.5" square 16 gauge unitized steel frame

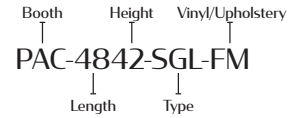


All Oak Street vinyl booth seats are reversible & removable - prolonging the life of seat & making it easier to clean.

Pacific Union Station with outdoor components



- Marine-grade vinyl with exterior-grade plywood core & closed-cell foam
- In-house outdoor vinyls include: Ocean Night, Foggy Morning, Silk & Sandy Beach
- Tier 1 pricing includes Futura Caprina Island & Palm Island marine vinyls
- Tier 2 pricing includes Spradling Seabreeze, Beluga & Zander marine vinyls
- Sunbrella outdoor upholstery also available - please contact your Oak Street Account Manager for pricing



1.5" square 16 gauge exterior powder coated steel frame

2" non-marring metalpoly glides

Reef Exterior powder coated steel frame with arm rests, vinyl seat & back



- Marine-grade vinyl with exterior-grade plywood core & closed-cell foam
- In-house outdoor vinyls include: Ocean Night, Foggy Morning, Silk & Sandy Beach
- Tier 1 pricing includes Futura Caprina Island & Palm Island marine vinyls
- Tier 2 pricing includes Spradling Seabreeze, Beluga & Zander marine vinyls
- Sunbrella outdoor upholstery also available - please contact your Oak Street Account Manager for pricing



1.5" square 16 gauge exterior powder coated steel frame

2" non-marring metalpoly glides

In-House Outdoor Vinyls




Foggy Morning



Silk



Sandy Beach



Ocean Night

Tier 1 outdoor vinyls: bit.ly/outdoor-tier1

Tier 2 outdoor vinyls: bit.ly/outdoor-tier2

Sunbrella upholstery: bit.ly/os-sunbrella

Allen



- 1.5" square 16 gauge unitized steel frame
- Black powder coat finish
- 2" non-marring metalpoly glides



- 1.5" square 16 gauge unitized steel frame
- Harvest clear coat finish
- 2" non-marring metalpoly glides

- Frame height: 12"
- Cushion height: 6"
- Overall height: 18"
- Frame width: 15.25"
- Cushion width: 16.75"



Std. lengths: 24", 30", 44", 48", 60", 72", 84", 96" - over 96" considered a banquette.

Looking for a unique seating option?

Choose from thousands of vinyl/upholstery options offered by:



Browse the thousands of options and order complimentary samples by visiting:

bit.ly/vinyl-upholstery-fabric

Booths & Benches Made to Order

Wyoming

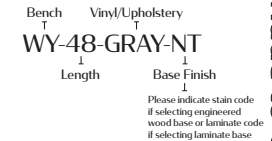


Available in:
 Engineered oak base stainable in any in-house stain or color (shown in clear coat finish)



Also available in:
 High-pressure laminate base - choice of Pinnacle, Formica or Wilsonart (shown in Pinnacle Modern Marble T1214 SF)

- Base height: 16"
- Cushion height: 2.5"
- Overall height: 18.5"
- Base width: 15"
- Cushion width: 18"



Std. lengths: 24", 30", 44", 48", 60", 72", 84", 96" - over 96" considered a banquette.


Choose from thousands of laminate options offered by:



Olin



- One-step black vinyl toe-kick
- Fully sculpted, springless seat



Std. lengths: 24", 30", 44", 48", 60", 72", 84", 96" - over 96" considered a banquette.

- Base height: 11.5"
- Cushion height: 7.5"
- Overall height: 19"
- Frame width: 14.75"
- Cushion width: 17.25"



Available with vinyl (L) or steel (R) toe-kick

Allen - Wyoming - Olin - Briar - Zearing

Briar




- One-step black vinyl toe-kick
- Wood legs stainable in any in-house stain or color
- Fully sculpted, springless seat



Std. lengths: 24", 30", 44", 48", 60", 72", 84", 96" - over 96" considered a banquette.

- Base height: 11.5" (includes 4" wood legs)
- Cushion height: 7.5"
- Overall height: 19"
- Frame width: 14.75"
- Cushion width: 17.25"



Stainable in any in-house stain
 3.625" W x 3.625" D (top) /
 2.5" W x 2.5" D (bottom) x 4" H

Zearing



SV - Standard vinyl



WD - Wood



BA - Brushed aluminum



BM - Black metal



SS - Stainless steel



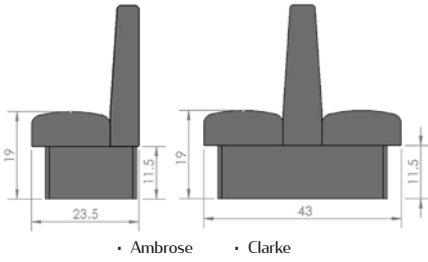
Shown in: Gray in-house vinyl

- Wood frame with high-density foam wrapped in commercial-grade, fabric-backed vinyl/upholstery
- Available with standard vinyl wrapped base, wood legs, brushed aluminum legs, black metal legs or stainless steel legs

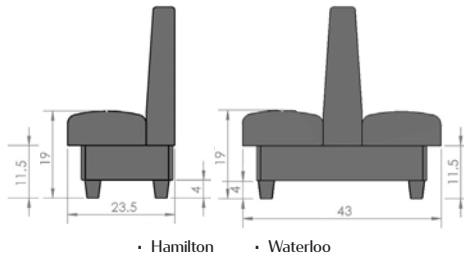


- Overall height: 17.75"
- Leg/base height: 4"
- Cushion width/depth: 18"
- Cushion height: 13.75"

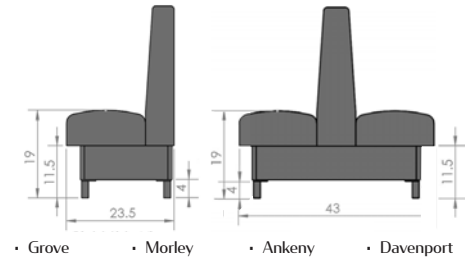
Dimensions Vinyl/Upholstered Booths



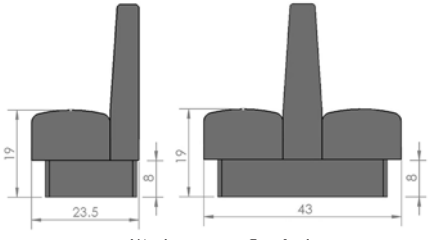
• Ambrose • Clarke



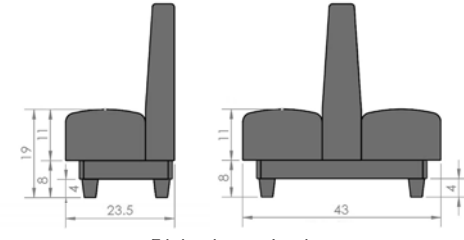
• Hamilton • Waterloo



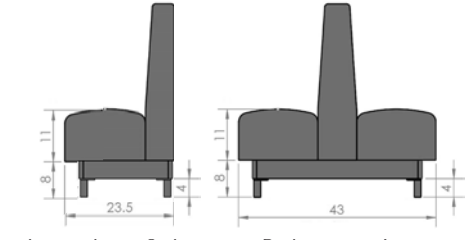
• Grove • Morley • Ankeny • Davenport



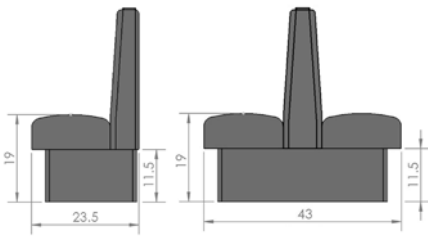
• Wartburg • Stratford



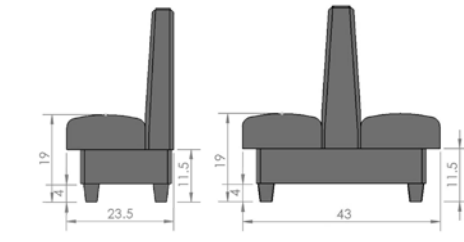
• Edinburgh • Arcadia



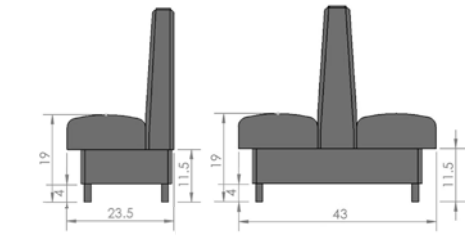
• Langworthy • Onslow • Breda • Avoca



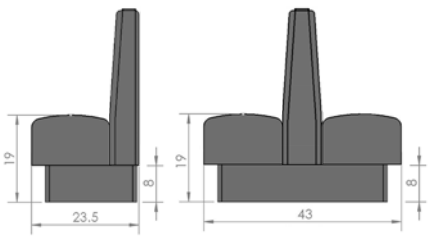
• Cornell • Waldorf • Luther • Drake
• Simpson • Tipton • Irwin • Victor



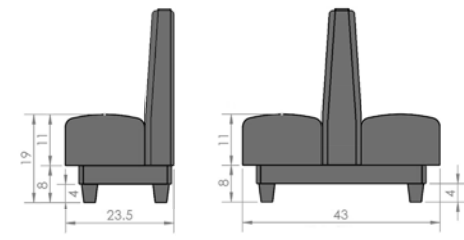
• Canton • Hale • Remsen • Worthington
• Ellsworth • Newton • Quimby • Palo



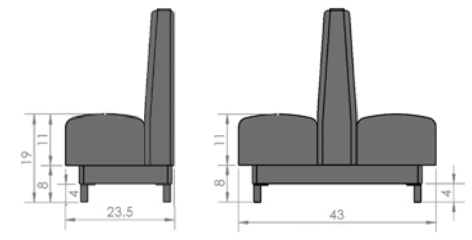
• Garner • Asbury • Hudson • Marengo
• Ames • Farley • Lisbon • Lakota
• Anamosa • Collins • Britt • Yale
• Martelle • Slater • Kingsley • Jesup



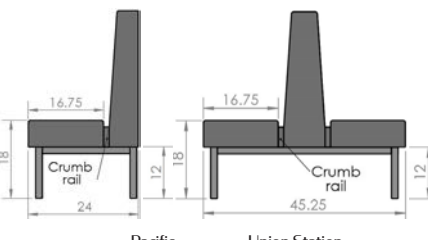
• Ottumwa • Afton • Clare • Eldon
• Waukee • Calmar • Perry • Lowden



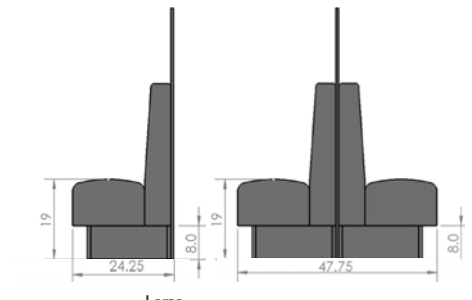
• Clinton • Adel • Barnum • Gilman
• Muscatine • Carson • Ringsted • Lockridge



• Burlington • Alden • Doon • Goldfield
• Johnston • Agency • Delmar • Gladbrook
• Clive • Burt • Thayer • Mingo
• Altoona • Cantril • Riverton • Massena



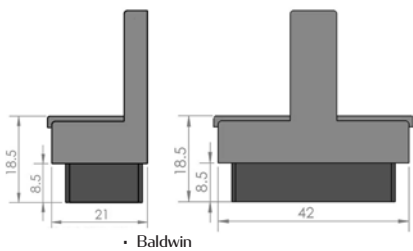
• Pacific • Union Station



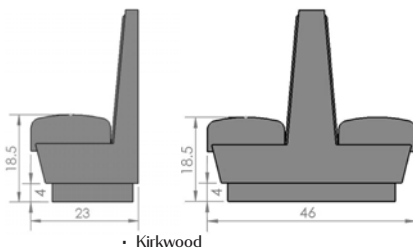
• Loras

Dimensions Vinyl/Upholstered Booths

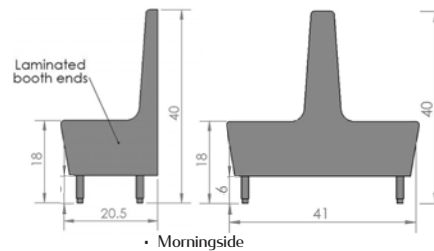
Booths & Benches Made to Order



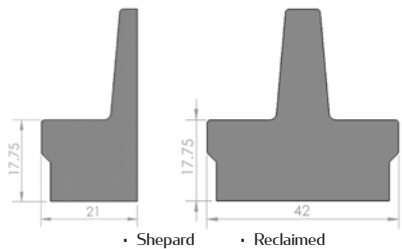
• Baldwin



• Kirkwood

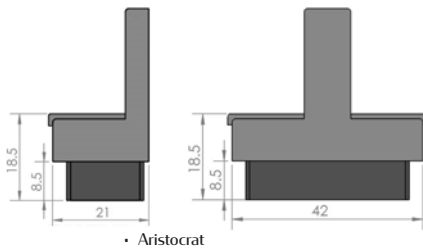


• Morningside

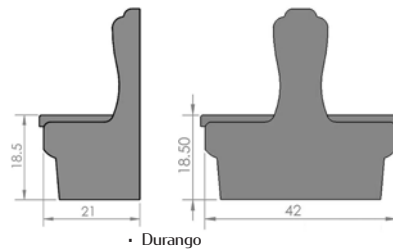


• Shepard

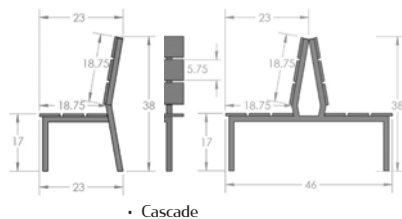
• Reclaimed



• Aristocrat



• Durango



• Cascade



No springs to break, sag or squeak. Our seats have fully sculpted, springless foam.



Seats are reversible & removable - prolonging the life of seat & making it easier to clean.



Both booth ends are finished for endless room reconfiguration possibilities.



Independent seat backs are bolted, not glued or stapled to base - adding strength & durability.*

* Independent seat backs only on vinyl upholstered booths



Slip sheets over seat foam allow vinyl or upholstery to recover after use - reducing wear.



Our frame is more durable than competitors. 48+ screws & bolts are used in assembly.



Superior one-step black vinyl toekick glued with forEVA glue process & edged with poly protective corners.*

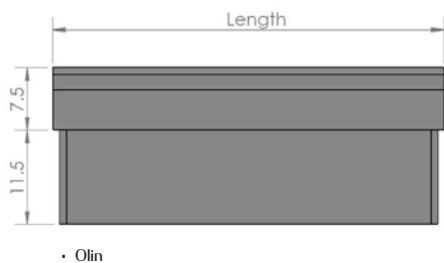
* N/A on Morningside, Shepard, Reclaimed or Durango



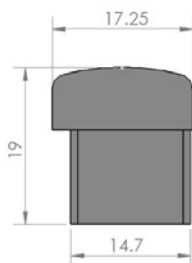
Metal edge brackets are used in base corners - adding strength & durability.

Dimensions Wood/Laminate Booths & Benches

Dimensions Benches



• Olin



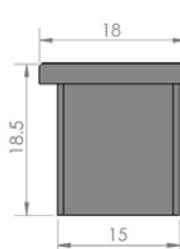
• Briar



• Allen



• Wyoming





Kirkwood



Available with vinyl (T) or steel (B) toe-kick



Kirkwood booth seats are reversible & removable - prolonging the life of seat & making it easier to clean.

Booth | Height | Stain
KW-4842-SGL-NT-GRAY
 Length | Type | Vinyl/Upholstery

- Oak engineered wood frame stainable in any in-house stain
- Both booth ends finished for endless room reconfiguration
- Fully sculpted, springless seat & back - features vertical channelback
- Std. lengths: 24", 30", 44", 48", 60", 72", 84", 96" - over 96" considered a banquette.
- Std. heights: 42", 36".



Baldwin



Std. lengths: 24", 30", 44", 48", 60", 72", 84", 96" - over 96" considered a banquette. Std. heights: 42", 36".



1.875" W x 1.875" D x 6" H

Booth | Height | Stain
BN-4842-SGL-NT-GRAY
 Length | Type | Vinyl/Upholstery

- Birch (Oak available) engineered wood frame stainable in any in-house stain or color
- Booths 72" or less in length have 2 cushions; Booths 72" or more in length have additional cushions
- Fully sculpted, springless seat & back



Morningside



Std. lengths: 24", 30", 44", 48", 60", 72", 84", 96" - over 96" considered a banquette. Std. height: 40"

Indicate laminate selection at time of order



1.5" Dia. x 6" H

Booth | Height | Vinyl/Upholstery
MG-4840-SGL-GRAY
 Length | Type

- Europly engineered wood construction covered in choice of laminate
 - Edges stained in choice of in-house stain
 - Seat edge features coordinating PVC
- Engineered wood top cap stained in choice of stain



Cascade



Std. lengths: 24", 30", 44", 48", 60", 72", 84", 96" - over 96" considered a banquette. Std. height: 38".

1.5" square 16 gauge unitized steel frame



Black

Harvest

2" non-marring metalpoly glides

Booth | Height | Stain
CS-4838-SGL-NT
 Length | Type
 SGL - Single Booth
 DBL - Double Booth
 BANQ - Banquette
 USHAPE - U shaped Booth
 LSHAPE - L shaped Booth
 CRN - Corner Booth

- 5.75" engineered Oak planks stainable in any in-house stain or color
- Unitized steel frame provides superior strength



Aristocrat



Booth Height Model Vinyl/Upholstery
 ARST-4842-SGL-VSUB-NT-GRAY
 Length Type Stain

SGL - Single Booth
 DBL - Double Booth
 BANQ - Banquette
 LSHAPE - L shaped Booth
 USHAPE - U shaped Booth
 CRN - Corner Booth

- Oak engineered wood frame stainable in any in-house stain
- Both booth ends finished for endless room reconfiguration
- 2" fully sculpted, springless cushion(s) *except -WSWB*
- Base wrapped in one-step black vinyl toekick with poly protective corners

Standard lengths: 24", 30", 44", 48", 60", 72", 84", 96" - over 96" considered a banquette. Standard heights: 42", 36".



Shepard



Booth Height Model Vinyl/Upholstery
 SHEP-4842-SGL-VSUB-NT-GRAY
 Length Type Stain

SGL - Single Booth
 DBL - Double Booth
 BANQ - Banquette
 LSHAPE - L shaped Booth
 USHAPE - U shaped Booth
 CRN - Corner Booth

- Oak engineered wood frame stainable in any in-house stain
- Both booth ends finished for endless room reconfiguration
- 1.75" fully sculpted, springless cushion(s) *except -WSWB*
- Standard unfinished back panel - optional oak veneer finished back available *upcharge*

Standard lengths: 24", 30", 44", 48", 60", 72", 84", 96" - over 96" considered a banquette. Standard heights: 42", 36".



Reclaimed



Booth Height Model Vinyl/Upholstery
 RW-4842-SGL-VSUB-DWA-GRAY
 Length Type Stain

SGL - Single Booth
 DBL - Double Booth
 BANQ - Banquette
 LSHAPE - L shaped Booth
 USHAPE - U shaped Booth
 CRN - Corner Booth

- Oak engineered wood top/side caps stainable in any in-house stain
- Both booth ends finished for endless room reconfiguration
- 1.75" fully sculpted, springless cushion(s) *except -WSWB*
- Wilsonart Antique Bourbon Pine 8215-12 on front toekick, seat, seat back & back (single booths with *optional* finished back)

Standard lengths: 24", 30", 44", 48", 60", 72", 84", 96" - over 96" considered a banquette. Standard heights: 42", 36".



Durango



Booth Height Model Vinyl/Upholstery
 DRN-4842-SGL-VSUB-NT-GRAY
 Length Type Stain

SGL - Single Booth
 DBL - Double Booth
 BANQ - Banquette
 LSHAPE - L shaped Booth
 USHAPE - U shaped Booth
 CRN - Corner Booth

- Oak engineered wood frame stainable in any in-house stain
- Both booth ends finished for endless room reconfiguration
- 1.75" fully sculpted, springless cushion(s) *except -WSWB*
- Standard unfinished back panel - optional oak veneer finished back available *upcharge*

Textured Concrete



Weathered Pewter



Raven Slate



Vintage Oak



Modern Marble



Knotty Oak



Maremma



- COMPCOR outdoor table tops are an HPL product manufactured with high-tech polymers providing extreme durability for both interior & exterior use
- Features a core comprised of thin layers of kraft paper saturated with phenolic resin and pressed under high temperature & pressure
- 12mm thickness with t-slots for easy base mounting (shown below)!
- 2" umbrella hole and grommet are available on some sizes
- All tops boxed; tops over 48" subject to an oversized pallet fee per pallet
- Pairs with Oak Street DURAFINISH outdoor table bases (page 178)



NEW & IMPROVED base mounting process!



	Knotty Oak	Weathered Pewter	Vintage Oak	Raven Slate	Modern Marble	Textured Concrete	Maremma	Approx. Weight
24" x 30"	CC2430-KO	CC2430-WP	CC2430-VO	CC2430-RS	CC2430-MM	CC2430-TC	CC2430-MA	16 lbs
30" x 30"	CC3030-KO	CC3030-WP	CC3030-VO	CC3030-RS	CC3030-MM	CC3030-TC	CC3030-MA	19 lbs
30" x 48"	CC3048-KO	CC3048-WP	CC3048-VO	CC3048-RS	CC3048-MM	CC3048-TC	CC3048-MA	31 lbs
30" x 72"	CC3072-KO	CC3072-WP	CC3072-VO	CC3072-RS	CC3072-MM	CC3072-TC	CC3072-MA	46 lbs
36" x 36"	CC3636-KO	CC3636-WP	CC3636-VO	CC3636-RS	CC3636-MM	CC3636-TC	CC3636-MA	28 lbs
30" Round	CC30R-KO	CC30R-WP	CC30R-VO	CC30R-RS	CC30R-MM	CC30R-TC	CC30R-MA	15 lbs
36" Round	CC36R-KO	CC36R-WP	CC36R-VO	CC36R-RS	CC36R-MM	CC36R-TC	CC36R-MA	22 lbs
48" Round	CC48R-KO	CC48R-WP	CC48R-VO	CC48R-RS	CC48R-MM	CC48R-TC	CC48R-MA	39 lbs



Shown with: OD-CM-0001-SLV & OD-B30-4-STD

COMPCOR
OUTDOOR TABLE TOPS



Shown with: OD-CM-RN & B30-4-STD



Shown with: OD-CM-234 & OD-B30-4-STD

Outdoor



Shown with: OD-CM-0001-BLK & OD-B30DISC-4-STD



Groove thickness on
Knotty Oak, Vintage Oak & Weathered Pewter tops



Shown with: OD-CM-234 & OD-B30DISC-4-STD

Jubilee Outdoor Table & Bench Frame



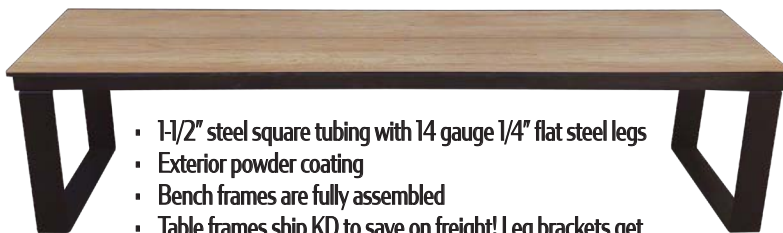
Shown with: Jubilee table frame (JUB-3072) +
COMPCOR Weathered Pewter 30" x 72" &
Jubilee bench frame (JUB-1672) +
COMPCOR Weathered Pewter 16" x 72"



Shown with: Jubilee table frame (JUB-3072) +
COMPCOR Vintage Oak 30" x 72" &
Jubilee bench frame (JUB-1672) +
COMPCOR Vintage Oak 16" x 72"



Shown with: Jubilee table frame (JUB-3072) +
COMPCOR Knotty Oak 30" x 72" &
Jubilee bench frame (JUB-1672) +
COMPCOR Knotty Oak 16" x 72"



- 1-1/2" steel square tubing with 14 gauge 1/4" flat steel legs
- Exterior powder coating
- Bench frames are fully assembled
- Table frames ship KD to save on freight! Leg brackets get bolted onto top frame - simple assembly required
- Available in Weathered Pewter, Vintage Oak & Knotty Oak

30" x 72" COMPCOR Table Top on Jubilee Table Frame
JUB-3072 (must specify top selection)

16" x 72" COMPCOR Bench Top on Jubilee Bench Frame
JUB-1672 (must specify top selection)



Jubilee Outdoor Table & Bench Frame

DuraFinish Outdoor Table Base



Suggested base applications shown on pg. 38 - 39

- Specially coated (DURAFINISH) to withstand outdoor conditions
- Constructed of stamped steel for unparalleled strength & stability
 - Superior to cast iron table bases in that stamped steel will not fracture under heavier weights
- Easy two-piece assembly (tube/spider to base)
 - Oak Street uses a short bolt to screw into a welded anchor plate - a much improved method than competitors, which use a long rod that will torque & stretch when force is applied - making it permanently loose
- Spider is welded to the tube for added strength
 - Spider includes 1-3/4" opening to accommodate umbrellas | Spider dimensions: 11" x 11" - 15" diagonally
 - Oak Street's spiders are bigger than most competitor's spiders - providing additional strength & durability
- Standard height finishes at 30" with table top attached | Bar height finishes at 42" with table top attached



Description	Part #	Approx. Weight
22" x 22" cross base with 3" standard height labor saver tube	OD-B22-STD	16 lbs
22" x 22" cross base with 3" bar height labor saver tube	OD-B22-BAR	17 lbs
22" x 30" cross base with 3" standard height labor saver tube	OD-B2230-STD	23 lbs
22" x 30" cross base with 3" bar height labor saver tube	OD-B2230-BAR	24 lbs
30" x 30" cross base with 3" standard height labor saver tube	OD-B30-STD	24 lbs
30" x 30" cross base with 3" bar height labor saver tube	OD-B30-BAR	25 lbs
5" x 22" t-base with 3" standard height labor saver tube	OD-B522-STD	16 lbs
5" x 22" t-base with 3" bar height labor saver tube	OD-B522-BAR	17 lbs
18" disc base with 3" standard height labor saver tube	OD-B18DISC-STD	29 lbs
18" disc base with 3" bar height labor saver tube	OD-B18DISC-BAR	30 lbs
22" disc base with 3" standard height labor saver tube	OD-B22DISC-STD	39 lbs
22" disc base with 3" bar height labor saver tube	OD-B22DISC-BAR	40 lbs
22" x 22" cross base with 4" standard height labor saver tube	OD-B22-4-STD	19 lbs
22" x 22" cross base with 4" bar height labor saver tube	OD-B22-4-BAR	21 lbs
22" x 30" cross base with 4" standard height labor saver tube	OD-B2230-4-STD	26 lbs
22" x 30" cross base with 4" bar height labor saver tube	OD-B2230-4-BAR	28 lbs
30" x 30" cross base with 4" standard height labor saver tube	OD-B30-4-STD	27 lbs
30" x 30" cross base with 4" bar height labor saver tube	OD-B30-4-BAR	29 lbs
36" x 36" cross base with 4" standard height labor saver tube	OD-B36-4-STD	28 lbs
36" x 36" cross base with 4" bar height labor saver tube	OD-B36-4-BAR	30 lbs
5" x 22" t-base with 4" standard height labor saver tube	OD-B522-4-STD	18 lbs
5" x 22" t-base with 4" bar height labor saver tube	OD-B522-4-BAR	19 lbs
18" disc base with 4" standard height labor saver tube	OD-B18DISC-4-STD	32 lbs
18" disc base with 4" bar height labor saver tube	OD-B18DISC-4-BAR	34 lbs
22" disc base with 4" standard height labor saver tube	OD-B22DISC-4-STD	42 lbs
22" disc base with 4" bar height labor saver tube	OD-B22DISC-4-BAR	44 lbs
30" disc base with 4" standard height labor saver tube	OD-B30DISC-4-STD	65 lbs
30" disc base with 4" bar height labor saver tube	OD-B30DISC-4-BAR	67 lbs
22" disc umbrella base with 24" H x 1.75" D pipe & set screw	OD-B22DISC-UP	40 lbs
30" disc umbrella base with 24" H x 1.75" D pipe & set screw	OD-B30DISC-UP	60 lbs

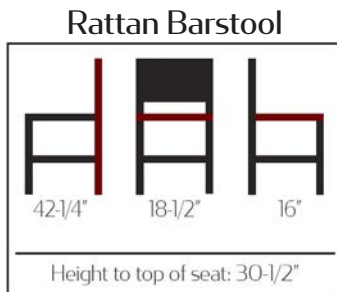
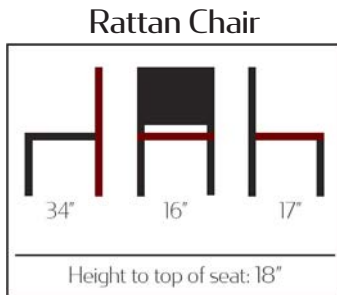


Rattan Outdoor Seating

Outdoor

- Sturdy & lightweight 1.8mm aluminum frame
- Wrapped in weather-resistant synthetic rattan (black)
- Barstool features a stainless steel footring
- Chair ships assembled;
Barstools ship unassembled - leg supports require simple assembly
- Stackable - Chair: Yes Barstool: No
- Non-marring glides

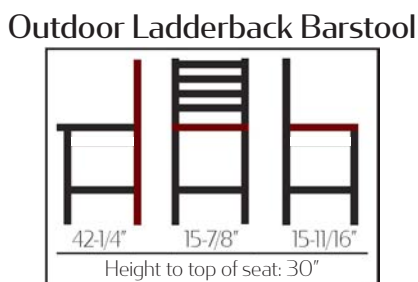
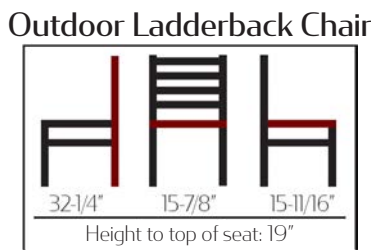
	Part #	Approx. Weight
Rattan chair	OD-CM-RN	16 lbs
Rattan barstool	OD-BM-RN	18 lbs



Ladderback Outdoor Seating

- Specially coated frame with additional exterior powder coat to withstand the elements
- Metal seat
- 1.2mm frame; 1-1/4" steel tubing; 100% welded frame
- NOT suitable for oceanside or poolside applications
- Frame load capacity: 300 lbs.

	Part #	Approx. Weight
Ladderback chair	OD-CM-234-MS	12 lbs
Ladderback barstool	OD-BM-234-MS	17 lbs



Rattan / Ladderback Outdoor Seating

SMOKESTACK



Distressed White
OD-CM-0001-WHT

Black
OD-CM-0001-BLK

Silver
OD-CM-0001-SLV



Distressed White
OD-BM-0001-WHT

Black
OD-BM-0001-BLK

Silver
OD-BM-0001-SLV



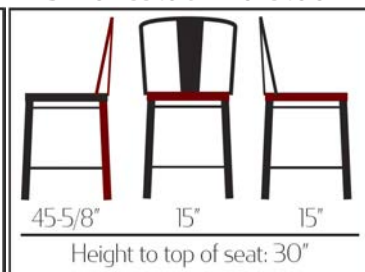
- 1.2mm pressed steel tubular construction
- Available in Distressed White (WHT), Black (BLK) or Silver (SLV) finishes
- Non-marring poly glides
- Stackable: Dining chair: Yes | Barstool: No

- Chairs ship assembled; Barstool's back ships unattached from frame - simple back attachment required
- Freight class: 250
- A great indoor option also!

Smokestack Chair



Smokestack Barstool



	Metal Seat Part #	Approx. Weight
Chair - Distressed White	OD-CM-0001-WHT	12 lbs
Chair - Silver	OD-CM-0001-SLV	12 lbs
Chair - Black	OD-CM-0001-BLK	12 lbs
Barstool - Distressed White	OD-BM-0001-WHT	15 lbs
Barstool - Silver	OD-BM-0001-SLV	15 lbs
Barstool - Black	OD-BM-0001-BLK	15 lbs



Gloss Black
OD-CM-820-GBLK-XL



Matte Black
OD-CM-820-MBLK-XL



Silver
OD-CM-820-PNT-XL

XL Brewhouse
Chair

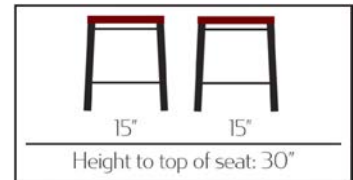


Matte Black
OD-BB-820-MBLK-XL



Silver
OD-BB-820-PNT-XL

XL Brewhouse
Backless Barstool



Matte Black
OD-BM-820-MBLK-XL



Silver
OD-BM-820-PNT-XL

XL Brewhouse
Barstool



- 1.2mm pressed steel tubular construction
- Available in Gloss Black (GBLK) *chair only*, Matte Black (MBLK) or Silver (PNT) finishes
- Non-marring poly glides
- Stackable: Dining chair: Yes | Backless Barstool: Yes | Barstool: No
- Chairs & backless barstools ship assembled; Barstool's back (BM series) ships unattached from frame - simple back attachment required
- Weights: Chair - 13 lbs | Backless Barstool - 14 lbs | Barstool - 15 lbs
- Freight class: 250
- A great indoor option also!

Olympus Outdoor Seating



Camel Tan
OD-CH-725-CT



Cafe Brown
OD-CH-725-CB



Camel Tan
OD-BS-736-CT

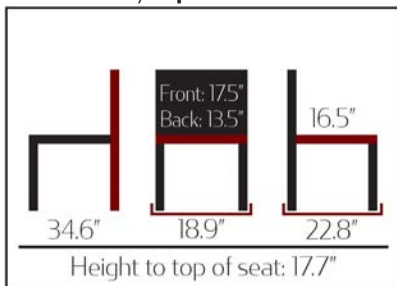


Cafe Brown
OD-BS-736-CB

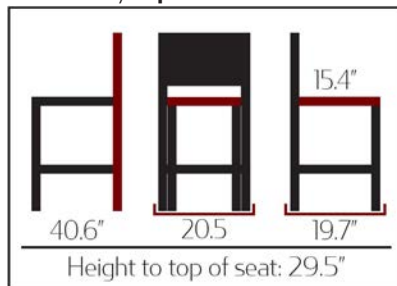


	Chair Part #	Weight	Barstool Part #	Weight
Camel Tan	OD-CH-725-CT	9 lbs	OD-BS-736-CT	10 lbs
Cafe Brown	OD-CH-725-CB	9 lbs	OD-BS-736-CB	10 lbs

Olympus Chair



Olympus Barstool



- All-weather (water & UV) resistant polypropylene resin for both indoor & outdoor use
- Classic rattan design, never unravels like traditional wicker
- Anti-slip mats at bottom of legs to ensure stability & prevent floor scratches
- Breathable seat design
- Stackable & space saving
- Easy care - wipe with cloth & water
- 265 lb weight capacity



Greige
OD-CH-727-GG



Cafe Brown
OD-CH-727-CB



All Weather



Stackable for convenient storage



Easy care, wipe with cloth and water



Environment Friendly Materials



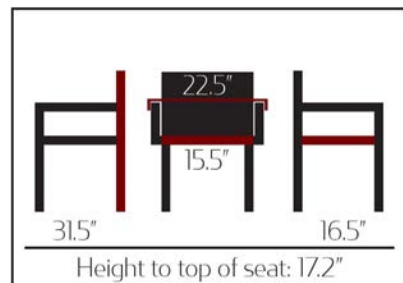
EN581 Certified



One Year Warranty

	Part #	Approx. Weight
Greige	OD-CH-727-GG	11 lbs
Cafe Brown	OD-CH-727-CB	11 lbs

- All-weather (water & UV) resistant polypropylene resin for both indoor & outdoor use
- Classic rattan design, never unravels like traditional wicker
- Anti-slip mats at bottom of legs to ensure stability & prevent floor scratches
- Breathable seat design
- Stackable & space saving
- Easy care - wipe with cloth & water
- 265 lb weight capacity



Teton Outdoor Seating



Greige
OD-CH-752-GG



White
OD-CH-752-WHT



Iron Gray
OD-CH-752-IG



Greige
OD-BS-711-GG



White
OD-BS-711-WHT

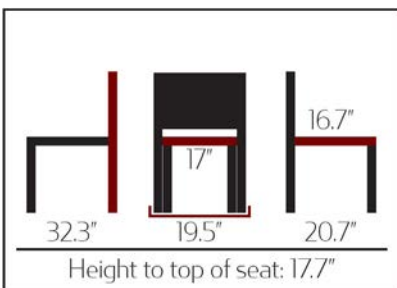


Iron Gray
OD-BS-711-IG

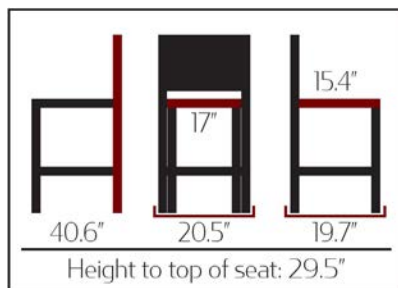
	Greige Part #	White Part #	Iron Gray Part #	Approx. Weight
Chair	OD-CH-752-GG	OD-CH-752-WHT	OD-CH-752-IG	8 lbs
Barstool	OD-BS-711-GG	OD-BS-711-WHT	OD-BS-711-IG	11 lbs



Teton Chair



Teton Barstool



- All-weather (water & UV) resistant polypropylene resin for both indoor & outdoor use
- Modern, elegant design
- Anti-slip mats at bottom of legs to ensure stability & prevent floor scratches
- Curved back offers great support
- Stackable & space saving
- Easy care - wipe with cloth & water
- 250 lb weight capacity



Tan
OD-CM-834-TAN

Black
OD-CM-834-BLK



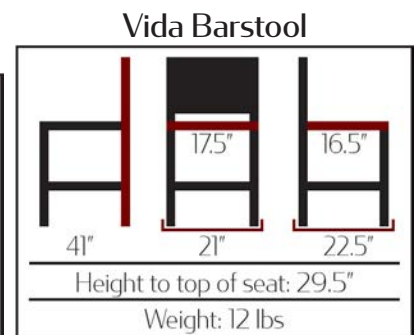
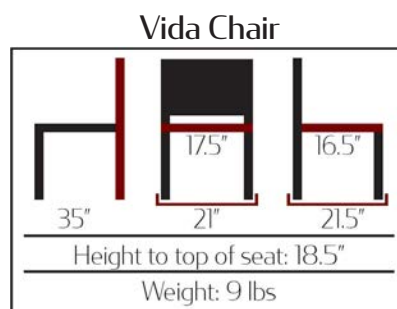
Tan
OD-BM-834-TAN

Black
OD-BM-834-BLK



	Black Part #	Tan Part #	Approx. Weight
Chair	OD-CM-834-BLK	OD-CM-834-TAN	9 lbs
Barstool	OD-BM-834-BLK	OD-BM-834-TAN	12 lbs

- 2.0mm galvanized steel frame - black exterior powder coated
- Round PE (polyethylene) rattan seat/back material
 - Better durability, higher bearing capacity & strength
 - 100% waterproof, UV resistant, low maintenance
 - Fishbone weave back; Double open square weave seat
- Stackable: Yes



Navy Outdoor Seating

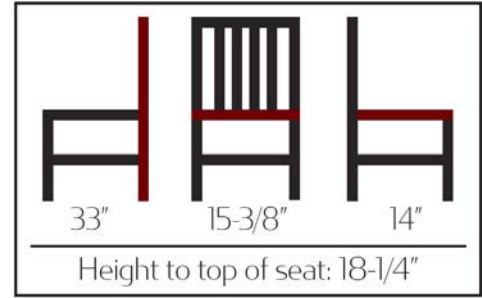


CM-252-ALM

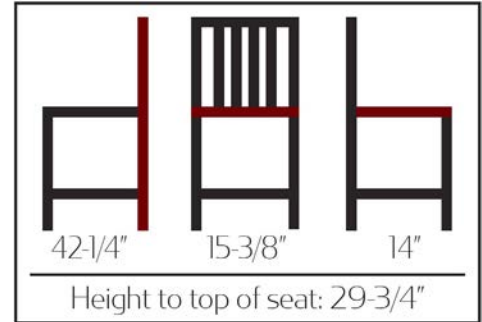


BM-252-ALM

Navy Chair



Navy Barstool



- Lightweight construction with modern line design
- 1.5mm 100% welded aluminum frame
- 1-1/8" tubular construction
- Premium, extended-life, non-marring poly glides
- Ships assembled
- **For indoor and outdoor use!**
- Chair weight: 10 lbs Barstool weight: 18 lbs

	Part #	Approx. Weight
Navy Chair	CM-252-ALM	10 lbs
Navy Barstool	BM-252-ALM	18 lbs

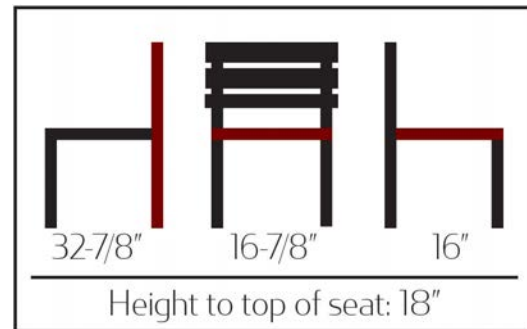


Part #: GL252

Slatback Outdoor Seating



OD-CM-330-BLK




- Available in semi gloss black finish
- Features a lightweight tubular pressed steel construction
- Features wide stance for added stability outdoors
- Stackable: Yes

Description	Part #	Approx. Weight
Slatback Chair	OD-CM-330-BLK	16 lbs

Teak Outdoor Furniture

Outdoor


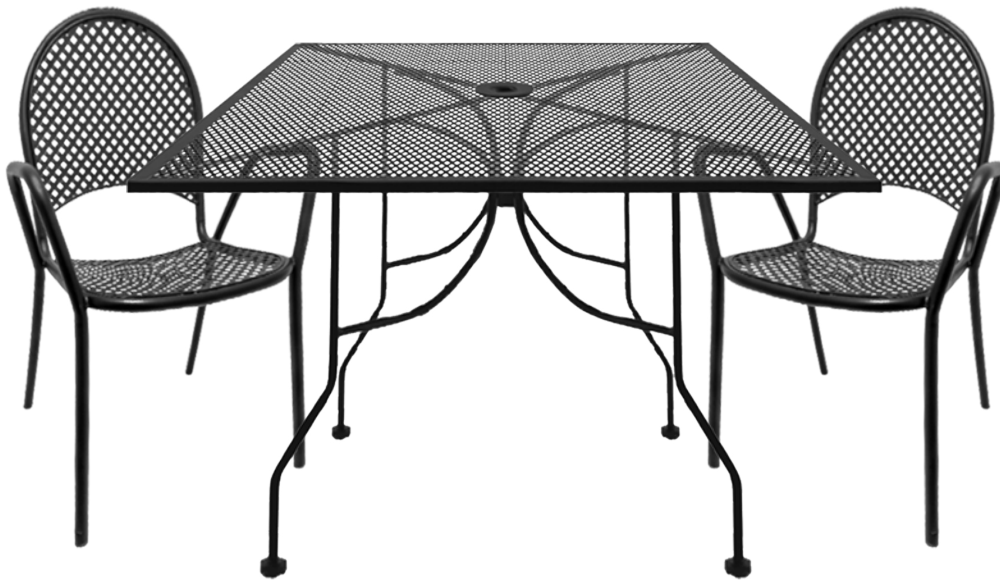


	Gray Slats Part #	Brown Slats Part #	Approx. Weight
Teak Chair	OD-CM-TK-G	OD-CM-TK-B	16 lbs
24" x 30" Standard Height Table	OD-TK2430-G	OD-TK2430-B	33 lbs
30" x 30" Standard Height Table	OD-TK3030-G	OD-TK3030-B	36 lbs
30" x 48" Standard Height Table	OD-TK3048-G	OD-TK3048-B	47 lbs
36" x 36" Standard Height Table	OD-TK3636-G	OD-TK3636-B	44 lbs

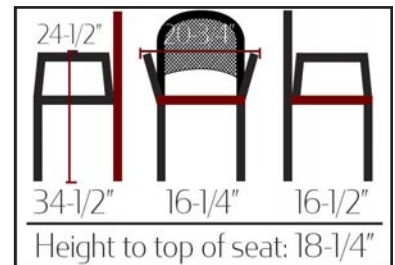
- Silver e-coated steel frame with exterior powder coating
- 1 piece upper steel frame for rigidity
- Table ships KD
- Chair ships assembled
- Non-marring nylon glides
- Durable, elegant & weather-resistant teak plank top
- Planks are constructed of highly durable, weather-resistant, low-maintenance synthetic teak

Teak Outdoor Furniture

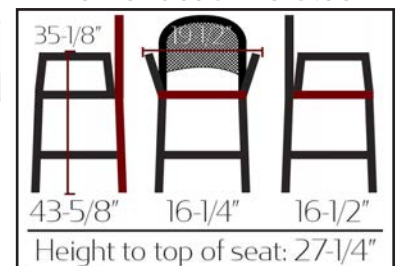
Diamondback Outdoor Furniture



Diamondback Chair



Diamondback Barstool




- Exterior powder coat finish to withstand all outdoor weather conditions
- Diamondback pattern on table top, armchair/barstool seat & back
- Reinforced 2" umbrella hole
- Chair/Barstool features pressed steel tubular construction for lightweight durability
- Table base features solid steel construction (not tubular) for added stability in outdoor conditions
- Chair/Barstool ship assembled
- Table top & base ship unassembled - simple assembly required
- Table available in both standard & bar height
- Stackable - Armchair: Yes Barstool: No

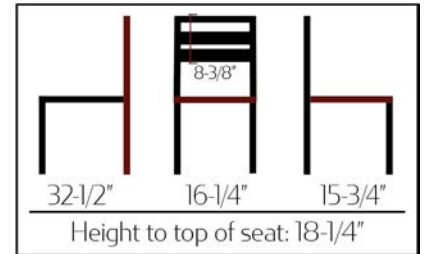
Diamondback series glides
Part #: GL-OD105



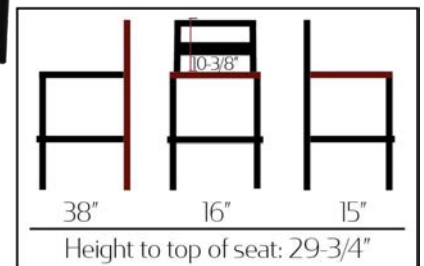
	Part #	Approx. Weight
Diamondback Armchair	OD105-CHAIR	14 lbs
Diamondback Barstool	OD105-BAR	17 lbs
24" x 30" - Standard Height Table	OD2430-STD	44 lbs
24" x 30" - Bar Height Table	OD2430-BAR	78 lbs
30" x 30" - Standard Height Table	OD3030-STD	45 lbs
30" x 30" - Bar Height Table	OD3030-BAR	81 lbs
30" x 48" - Standard Height Table	OD3048-STD	60 lbs
30" x 48" - Bar Height Table	OD3048-BAR	91 lbs
36" x 36" - Standard Height Table	OD3636-STD	55 lbs
36" x 36" - Bar Height Table	OD3636-BAR	86 lbs
30" Round - Standard Height Table	OD30R-STD	40 lbs
30" Round - Bar Height Table	OD30R-BAR	81 lbs
36" Round - Standard Height Table	OD36R-STD	50 lbs
36" Round - Bar Height Table	OD36R-BAR	86 lbs



Boardwalk Chair



Boardwalk Barstool



- Roll formed steel top with black finish
- Reinforced 2" umbrella hole
- Chair/Barstool features pressed steel tubular construction for lightweight durability
- Table base features solid steel construction (not tubular) for added stability in outdoor conditions
- Chair/Barstool ship assembled
- Table top & base ship unassembled - simple assembly required
- Table available in both standard & bar height
- Stackable: Yes

	Part #	Approx. Weight
Boardwalk Chair	OD-CM-6079	16 lbs
Boardwalk Barstool	OD-BM-6079	20 lbs
24" x 30" - Standard Height Table	OB2430-STD	54 lbs
24" x 30" - Bar Height Table	OB2430-BAR	88 lbs
30" x 30" - Standard Height Table	OB3030-STD	55 lbs
30" x 30" - Bar Height Table	OB3030-BAR	91 lbs
30" x 48" - Standard Height Table	OB3048-STD	70 lbs
30" x 48" - Bar Height Table	OB3048-BAR	101 lbs
36" x 36" - Standard Height Table	OB3636-STD	65 lbs
36" x 36" - Bar Height Table	OB3636-BAR	96 lbs
30" Round - Standard Height Table	OB30R-STD	50 lbs
30" Round - Bar Height Table	OB30R-BAR	91 lbs
36" Round - Standard Height Table	OB36R-STD	60 lbs
36" Round - Bar Height Table	OB36R-BAR	96 lbs

Waste Receptacles

*** Made To Order ***

C8530 - Waste Receptacle



Black Walnut



Natural Maple



Storm Teakwood



White Ash

C8540 - Waste Receptacle



Planked Urban Oak



Prestige Walnut



Elemental Concrete



Planked Deluxe Pear

C8560 - Waste Receptacle



Carrara Bianco

DPI MD 6009 - Black Trash Liner



- 25 gallon capacity
- Dimensions: 18" W x 18" D x 26" H
- Approx. weight: 14 lbs

- Custom casework is available in any of our 9 in-house laminate options with matching 3mm edging or custom laminate options (upcharge)
 - C8530 dimensions: 21-5/8" W x 22-1/8" D x 44-1/8" H; 36-5/8" H to emptying area. Tray shelf dimensions: 19-5/8" W x 10" D
 - C8540 dimensions: 22" W x 22" D x 44" H with 3" backsplash
 - C8560 dimensions: 42" W x 22" D x 44" H with 3" backsplash
 - Also includes 2 adjustable shelves in second bay
- Units feature sturdy metal base
- Units ship assembled
- Subject to manufacturer lead times
- Requires DPI MD 6009 trash liner (sold separately - shown right)

Waste & Recycling Receptacles

*** Quick Ship ***

Casework

- M8510 available in Cherry or Black
 - M8510 dimensions: 23-5/8" W x 21-7/8" D x 45" H - 8" diameter opening
- M8520 available in Cherry, Black, Oak or Walnut
 - M8520 dimensions: 22" W x 22" D x 44" H with 3-3/4" backsplash
- M8530 available in Black
 - M8530 dimensions: 44" W x 22" D x 44" H with 3-3/4" backsplash
- M8540, M8550 & M8560 available in Black
 - Dimensions: 22-1/8" W x 22-1/8" D x 40" H - 73 lbs
 - M8560 opening: 7-7/8" x 7-7/8"
 - M8550 opening: 3-1/8" x 18"
 - M8540 opening: 3-1/8" x 18" with 7" diameter center circle

- Requires 25 gallon trash liner: DPI MD 6009 (sold separately)
- All waste receptacles feature 18" wide interior
- For product safety, Oak Street Manufacturing does not recommend shipping this item via ground shipment
- Waste receptacles can be ordered unassembled or assembled
- M8520 & M8530 features swing top door(s) with "THANK YOU" message, swinging access door(s), & convenient tray shelf

M8530 - Waste Receptacle



Black

M8510 - Waste Receptacle



Cherry



Black

M8520 - Waste Receptacle



Barnwood



Cherry



Black



Oak



Walnut

Recycling Receptacles



M8560 - Black



M8550 - Black



M8540 - Black



Waste & Recycling Receptacles

Wait Stations

*** Quick Ship ***



M8220



M8210



M8220



M8210



M8220



M8210

- Available in Cherry, Black or Oak finishes
- M8210 dimensions: 24" W x 24-1/4" D x 39-1/2" H
- M8220 dimensions: 48" W x 24-1/2" D x 39-1/2" H
- 4" backsplash on back in addition to overall height listed above (43-1/2" overall height)
- Adjustable shelf
- For product safety, Oak Street Manufacturing does not recommend shipping this item via ground shipment
- Waiter/Waitress Stations can be ordered unassembled or assembled
- Freight class: 250 - assembled or unassembled for both M8210 & M8220

All spec sheets are available in AutoQuotes or online at www.oakstreetmfg.com

Color - Description	M8210 - 24" Wait Station Part #	Approx. Weight	M8220 - 48" Wait Station Part #	Approx. Weight
Black - Unassembled	M8210-BLK-U	105 lbs	M8220-BLK-U	195 lbs
Black - Assembled	M8210-BLK-A	105 lbs	M8220-BLK-A	195 lbs
Cherry - Unassembled	M8210-CH-U	105 lbs	M8220-CH-U	195 lbs
Cherry - Assembled	M8210-CH-A	105 lbs	M8220-CH-A	195 lbs
Oak - Unassembled	M8210-OAK-U	105 lbs	M8220-OAK-U	195 lbs
Oak - Assembled	M8210-OAK-A	105 lbs	M8220-OAK-A	195 lbs

Host/Hostess Stations

* Quick Ship *

Casework



- Available in Black, Cherry or Oak finishes
- M8810 dimensions: 24-1/2" W x 16-3/4" D x 46-1/4" H
- Locking casters
- Adjustable shelf
- Host/Hostess Stations can be ordered unassembled or assembled
 - For product safety, Oak Street Manufacturing does not recommend shipping this item via ground shipment
- Freight class: 250 - assembled or unassembled

All spec sheets are available in AutoQuotes or online at www.oakstreetmfg.com



Color - Description	M8810 - Host/Hostess Station Part #	Approx. Weight
Black - Unassembled	M8810-BLK-U	70 lbs
Black - Assembled	M8810-BLK-A	70 lbs
Cherry - Unassembled	M8810-CH-U	70 lbs
Cherry - Assembled	M8810-CH-A	70 lbs
Oak - Unassembled	M8810-OAK-U	70 lbs
Oak - Assembled	M8810-OAK-A	70 lbs

Host/Hostess Stations

Cabinetry

*** Made To Order ***



- 3/4" top with high-pressure laminate edged in 2mm PVC - In-house options include 5 solid color (black, brown, smoke gray, taupe & white) or 8 laminate-matched (Planked Deluxe Pear, Black Walnut, Elemental Concrete, Natural Maple, White Ash, Storm Teakwood, Planked Urban Oak, Prestige Walnut). Additional laminate-matching 2mm PVC may also be available - check for details (upcharge).
- 3/4" side/back paneling also high-pressure laminate with 2mm PVC (details above)
- Sturdy metal base with solid 16 gauge metal floor
- Round brushed aluminum legs or removable magnetic toekick
- Adjustable shelving
- **Customizable sizing, doors, tops, etc. - add cold wells, hot wells, sneeze guards, pizza pans, & more! Contact us for your customized quote!**
- Pricing based on standard Tier 1 Pinnacle, Wilsonart & Formica laminates
- Features removable side paneling that can be replaced if damaged!
- Specify if you want back panels, left/right panels finished or unfinished based on your needs

When ordering, specify:

- Desired dimensions (Height, Depth & Width)
- Table top laminate & edge color
- Side paneling laminate & edge color
- Yes or no to optional magnetic toe kick
- If doors are to be added - if so, amount of doors needed
- Finished or unfinished side/back panels need finished with laminate, i.e.:
 - Front facing - left side: unfinished; Front facing - right side: finished

Contact us for a customized quote with any additional accessories (cold wells, hot wells, sneeze guards, pizza pans, etc.)



Upgrade to stainless steel tops (upcharge)!



FREIGHT INFORMATION

Please utilize the following freight information as a guideline for the freight process when ordering with Oak Street Manufacturing. Should any issues or concerns arise, please contact your Oak Street Manufacturing Account Manager by email or phone at (877) 465-4344.

Delivery

If a delivery date is not scheduled for your order, you must accept the shipment when the delivery truck arrives. Failure to accept the shipment will result in additional storage, re-consignment, and/or return shipping fees that will be billed back to you.

Liftgate Service

- If liftgate service is needed, you must specify it at time of order.
- If liftgate service is requested, you will be charged for liftgate service regardless if it's utilized or not.

HOW TO PROPERLY ACCEPT FREIGHT SHIPMENTS

Rights & Responsibilities

- It is your right & responsibility to inspect your order at time of delivery.
- It is your right & responsibility to note & describe damage on the BOL (Bill of Lading).
- It is your right & responsibility to also require the driver to sign the BOL that indicates damage.
- It is your right to refuse an entire shipment if damage is discovered (if desired).
- It is your responsibility to take care of all trash items associated with your shipment, e.g. pallets, banding, shrink wrap, etc. It is not the driver's responsibility to take care of the trash items & does not have to take those items with them.
- It is your responsibility to unload your shipment from the end of the driver's truck. It is the driver's responsibility to get your shipment to the end of the truck. It is not the responsibility of the driver to take your shipment off the truck.

Inspecting & Documenting Damage

It is important, in the event of an issue, to carefully follow the instructions below to ensure your shipping claim can be resolved:

All freight companies are required to allow you up to 15-30 minutes to inspect your delivery for damage or missing parts. This means you should make a complete inspection of your shipment to check for dents, cracks or broken parts. We highly recommend opening each box regardless of how it looks to inspect for damage that may not be obvious.

In the event your order is damaged (major or minor), it should be noted by writing the word "DAMAGED" on both the driver copy and your copy of the BOL (Bill of Lading), along with a description of the damage. Items missing from your order need to be written down as "ORDER INCOMPLETE".

It is critical that the driver also sign & initial both copies of the BOL if any damage is present. By noting damage on the driver's copy, this ensures there is written proof that damage was noted at the time of shipping. By having the driver sign your copy, this ensures you have proof that the driver signed in your presence.

Oak Street Manufacturing will assist as best we can in damage claims, but cannot be liable for any shipments that were accepted without a notation of damage on the shipping receipt. Be sure to keep a copy of the receipt, as this will be vital in processing a shipping claim. Photographs of the damage are extremely helpful as well to ensure successful processing of your claim. Any and all information regarding shipping damage should be sent immediately to your Oak Street Manufacturing Account Manager so we may assist you.

Failure to properly report damage will release Oak Street Manufacturing from all liability regarding shipping damage, so please document & inform us as soon as possible by telephone and/or email.

Terms & Conditions

TERMS & CONDITIONS

Orders will not be scheduled or entered into production until an account has been established or made current. Accounts past due are subject to finance charges of 1.5% per month (18% annually) or the maximum rate allowed by law. Credit terms are subject to change without notice. Customers will be liable for any costs incurred if the account is placed for collection. Returned checks are subject to a \$25 returned check charge. As an alternative to opening a credit account, the following payment terms are available:

- Credit card - MasterCard, Visa, American Express or Discover
- Wire transfers
- ACH payments
- Cash in advance - full payment for product & freight before shipping orders
- Proforma - a 50% deposit is required to begin production with the remaining balance due prior to the shipment of the order.

Oak Street Manufacturing operates on a made-to-order basis, therefore all credit requirements must be satisfied before the order can be scheduled into production.

NEW ACCOUNTS

To apply for an open account, complete the Oak Street Manufacturing credit application, found online at www.oakstreetmfg.com. All accounts must provide tax exempt documentation for the resale of restaurant furniture to receive dealer pricing or ship orders.

PRICING

All prices are subject to change without notice. All prices are in US dollars.

ESTIMATES & QUOTES

All estimates & quotes are good for 30 days from quote date unless otherwise noted.

PURCHASE ORDERS

All purchase orders must be submitted in writing via fax, mail or email. Each purchase order must be on company letterhead and bear the buyer's name. To avoid duplication of a faxed order, do not mail a confirming copy. A verification of approval is necessary. Dealers are responsible for providing the acknowledgment, signing & returning before production begins. Please note that the estimated lead time begins after all approvals are received.

DEPOSITS & PREPAYMENTS

For customers with open terms, all custom purchase orders over \$5,000 will require a 50% deposit. For prepay customers, all customer product purchase orders will require prepayment in full. Order will process on receipt of deposit or payment. Any custom orders placed on hold during the production process will result in additional lead time.

BILLING

Invoices will be emailed to customers within 48 hours of shipment unless otherwise requested.

MINIMUM ORDER FEES

All custom laminate table top orders in quantities less than 4 will be charged a small order fee. All solid wood table top orders in quantities less than 5 will be charged a small order fee.

SAMPLES

Samples are available for a 50% discount + freight cost for applicable warehouse locations.

MATCHING ORDERS

When matching a previous shipment, detailed information must be stated on the new purchase order. Please include a customer's original purchase order, Oak Street's original invoice number, sales order number & approximate ship date. Some necessary materials may no longer be available. If matching a previous order is impossible due to unavailable materials, the customer will be notified.

PRODUCT SPECIFICATIONS

Designs & specifications are subject to change without notice. All weights are approximate. Dimension & drawings are nominal. Standard colors & finishes are subject to change without notice.

IMAGE DISCLAIMER

Oak Street Manufacturing does our best to represent all products, including product colors, accurately, but the color calibration of computer monitors, printers, etc., can vary considerably. The images used in this catalog and on our website, social media pages, etc. are a close representation of our actual products & their colors. Due to photographic reproduction limitations, exact color fidelity is difficult to obtain. Actual samples should always be viewed before making a final decision, especially if color accuracy or matching is key to your decision.

ORDER CHANGES

Should circumstances require a change or cancellation of an order during production, a substantial service charge will be levied according to the order status at the time.

CANCELLATIONS

Custom orders cannot be canceled once a purchase order is received & materials have been ordered.

CALIFORNIA PROPOSITION 65

California's Proposition 65 entitles California consumers to special warnings for certain products that contain chemicals above certain threshold levels.

The general Proposition 65 notice is as follows: WARNING: This product contains chemicals known to the State of California to cause cancer and birth defects or other reproductive harm.

Proposition 65 notice for wood products is as follows: WARNING: Drilling, sawing, sanding or machining wood products generates wood dust, a substance known to the State of California to cause cancer. Use a respirator or other safeguards to avoid inhaling wood dust.

STORAGE FEES

Completed orders that require a delay in shipment of 7 business days or more will be subject to a storage fee of up to 10% of the order total per week.

SHORTAGE OF GOODS

The customer must note any shortage of cartons or products on the delivery receipt BEFORE accepting delivery from the freight company. Oak Street Manufacturing affirms all products are inspected & the number of pieces being shipped is noted on the freight Bill of Lading. If the customer does not inspect & note any shortages on the delivery receipt, Oak Street Manufacturing is not responsible for replacing shorted items until a freight claim has been issued & approved by the freight company. If the customer needs items immediately, the items will be replaced at the customer's expense. Oak Street Manufacturing will reimburse those expenses when the freight claim is approved.

RETURNED GOODS

No merchandise can be returned without Oak Street Manufacturing's return authorization. If return authorization is granted, the authorization number must be shown on the outside of the carton. A copy of the related invoice must be included & returned within 30 days of the date of the related invoice. Return authorizations will not be issued after 30 days from the original date of invoice. Merchandise must be shipped prepaid in new & unused condition, not damaged & in the original carton or packaging. All authorized returns are subject to a 25% restocking fee. Customer deductions from the related invoice will not be honored & those amounts will be considered past due. Credit memos will be mailed or faxed & can be deducted from a future invoice. Return authorization numbers expire 30 days after being issued.

BACKORDERS

Oak Street Manufacturing will notify customers of backordered items. Customers will have the option to cancel backordered items if they will delay the shipping of an in-house order. If customers choose to have items ship upon arrival, the items will be shipped at customer's expense.

OUTDOOR USE

All products intended for indoor use only unless specifically labeled as outdoor furniture, granite tops or DuraFinish table bases. Placement of indoor furniture outdoors nullifies all warranties.

TRACKING SHIPMENTS

To track shipments, contact your Oak Street Manufacturing Account Manager for tracking numbers, freight company telephone number & website.

PREFERRED CARRIERS

Oak Street Manufacturing's preferred carriers are: FedEx Ground, Midwest Motor Express, YRC Freight, NM Transfer, R&L Carriers, Estes Express, Old Dominion, Panama Transfer & USF.

FREIGHT CLAIMS

The recipient has the right to inspect all shipments before signing any bill of lading. In the event an order arrives damaged, incomplete or overstated, the customer is required to make the appropriate notations on the delivery receipt BEFORE the bill of lading is signed. Please note all boxes leave Oak Street damaged-free. Products in boxes with damage are re-boxed. Report any product or quantity discrepancies to the carrier and to Oak Street Manufacturing immediately and note issue of bill of lading to allow for inspection and prompt issue resolution. When freight claim issues arise with a customer's designated carriers, the customer is responsible for filing freight claims. In the case of concealed damages, the customer is responsible for contacting either the carrier upon discovery of the damage or shortage of goods. Oak Street Manufacturing will not be held responsible for any concealed damage claims.

FREIGHT

Due to a large volume of outbound freight, Oak Street Manufacturing has been able to negotiate outstanding freight programs with our primary LTL AND FULL TRUCK LOAD freight carriers. Freight will be prepaid and added unless the dealer specifies differently. The customer is responsible for providing detailed and correct destination shipping information. Additional charges due to incorrect or insufficient shipping information will be billed to the customer. Third party billing and drop shipping is available upon request. Please have personnel on hand to receive shipments. Drivers are not obligated to assist in the unloading of product. It is the driver's responsible to get the freight to the rear of the trailer only. Inside or life gate delivery is not included but available upon request FOR AN ADDITIONAL CHARGE. To ensure the best freight rates and shipping safety, some items ship with simple assembly required. Oak Street Manufacturing will schedule pick-ups according to the manufacturing schedule and customer delivery needs, but is not responsible for freight estimated transit times. Guaranteed delivery dates are available for a charge. Freight quotes are estimates only based on fuel surcharges and discounts on the date of the estimate. Oak Street Manufacturing will determine the best freight call to ship all products. Will call pick-ups may be made at ANY Oak Street Manufacturing FACILITY - Please clearly note WILL CALL on the purchase order. The customer will be notified once the shipment is available.

SCHEDULED DELIVERY

Ship date estimates are shown on all sales order acknowledgments. Our best efforts are made to schedule each order based on the customer's requirements. Shipment of an order may be delayed if credit terms have not been satisfied or the account is not current. The scheduled ship date is subject to change due to weather, strikes, accidents, material availability and other factors beyond Oak Street Manufacturing's control. Guaranteed delivery dates available for additional freight charge.

PRINTED MATERIAL

Oak Street Manufacturing is not responsible for typographical or printing errors in our catalog. All such errors are subject to correction. Due to the catalog printing process, colors shown may not be exact.

COLLECTION COSTS

By placing a purchase order with Oak Street Manufacturing, all customers agree to become responsible for any collection costs associated with invoices that go past payment terms.

WARRANTY

All Oak Street Manufacturing products are warranted for indoor use with the exception of outdoor furniture and granite table tops when paired with Oak Street outdoor bases. Oak Street Manufacturing warrants all of its products and their components shall be free of defects in material and workmanship for 12 months from the date of purchase with the exception of swivels and vinyls (see below). If any of these products is found to be defective in material or workmanship during the first 12 months after original purchase date and if the product or component has been properly installed and maintained by purchaser, Oak Street Manufacturing will, at its option, replace or repair the product or component only without charge. Any off-site warranty repair must be pre-approved by Oak Street BEFORE repair work begins in order to receive reimbursement. This warranty policy does not include installation or freight of the warranty items. This warranty does not apply to modified products or to those damaged by accident, abuse, neglect or misuse. When customers supplied its own vinyl or fabrics, or chooses unfinished products, there is no Oak Street Manufacturing warranty. The extent of Oak Street Manufacturing's liability is limited to the purchase price of the product sold. In no event will Oak Street Manufacturing be liable for injury, loss or damage, whether direct, consequential or incidental, to persons or property arising out of the purchaser's care or neglect. This warranty does not cover any items which have been in storage, freight damaged, improperly cared for or abused, neglected or misused.

SWIVEL WARRANTY

Oak Street Manufacturing warrants import swivels for 90 days from the date of purchase. Domestic swivels are warranted for one year from date of purchase. If swivels are found to be defective in material or workmanship during their warranted period after original purchase date and if the product or component has been properly installed and maintained by purchaser, Oak Street Manufacturing will, at its option, replace the swivel only without charge. This warranty policy does not include installation or freight of warranty items. This warranty does not apply to modified products or to those damaged by accident, abuse, neglect or misuse.

VINYL & UPHOLSTERY WARRANTY

Oak Street Manufacturing's warranty covers only manufacturer's flaws in vinyl and upholstery. Oak Street Manufacturing's warranty does not cover damage or decreased performance caused by punctures, tears, excessive wear or color loss of any kind. Oak Street Manufacturing disclaims all liability for damage due to fabrication, installation or other labor related costs. When a customer supplies its own vinyl or upholstery, there is no warranty by Oak Street Manufacturing.


SOLID WOOD, E*WOOD & PROWOOD TABLE TOP WARRANTY

Finished products are warranted only to the original customer and only against defects in workmanship for a period of one year from the date of invoice. Oak Street Manufacturing's liability and the customer's sole remedy for any breach of such warranty, breach of contract or negligence regarding a product is limited to the purchase price of the product. We are not responsible for any incidental or consequential damages incurred as a result of defective product such as re-installation costs or breach of contract, nor are we responsible for special or punitive damages. This warranty does not apply to any unfinished products, mineral oil products, or customer's own materials used in manufacturing product. We provide no warranty for such products. Placement of glass sheets or vinyl coverings over the tabletop surface will also void the warranty. Except where noted, our products are not intended for outdoor use and no warranty is made with respect to goods used outdoors which are not intended for use outdoors. Even where our products are designed for outdoor use, our warranty is limited solely to defects in workmanship for a period of one year from the date of invoice. We do not warrant or represent that the products satisfy and fire code, other fire standard, or any other standard. This warranty does not cover any items which has been in storage, freight damaged, improperly cared for or abused, neglected or misused, nor does it cover any item repaired by someone other than one of our employees unless previously authorized by us in writing. We have the option of repairing or replacing any defective item. All claims under the above warranty must be made not later than the earlier of (A) a reasonable period after discovery of any condition that may lead to a claim (not to exceed 30 days) or (B) the date which is one year from the date of our invoice and for the product. It is the customer/user's responsibility to maintain a 30% humidity level to accommodate Solid Wood, E*Wood and ProWood tops.

Oak Street Manufacturing's written warranties above are in lieu of all other expressed or implied warranties and we expressly disclaim any and all implied warranties of merchantability or fitness for a particular purpose. There are no warranties which extend beyond the description of the product list.

Recommended Chair & Table Setup

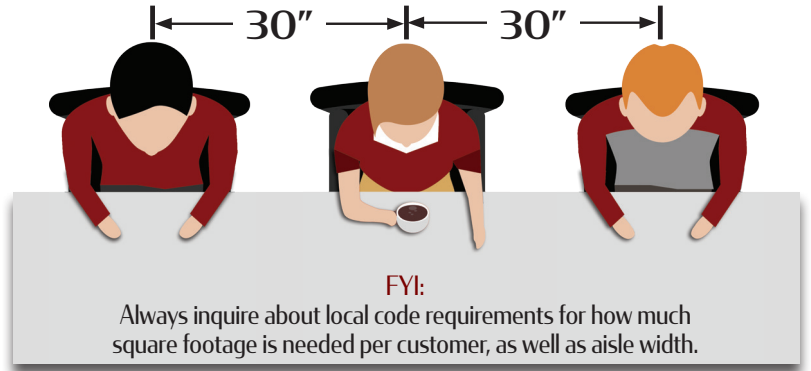
Operation Type	Space Per Seat (Sq. Ft.)
School Lunchroom / Cafeteria	9 - 12
Banquet Room	10 - 11
Table Service - Minimum	11 - 14
Business or College Cafeteria	12 - 15
Table Service - Maximum (Hotels, Clubs, etc.)	15 - 18
Commercial Cafeteria	16 - 18
Counter Service Restaurant	18 - 20



Lateral Seating:

Allow between 24" - 30" between guests.

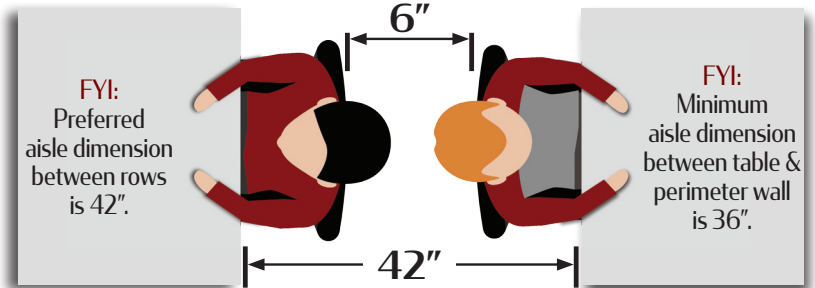
NOTE: Armchairs & oversized chairs may require additional space between guests.



Square Tables (Chairs Back to Back):

Allow 42" between tables.

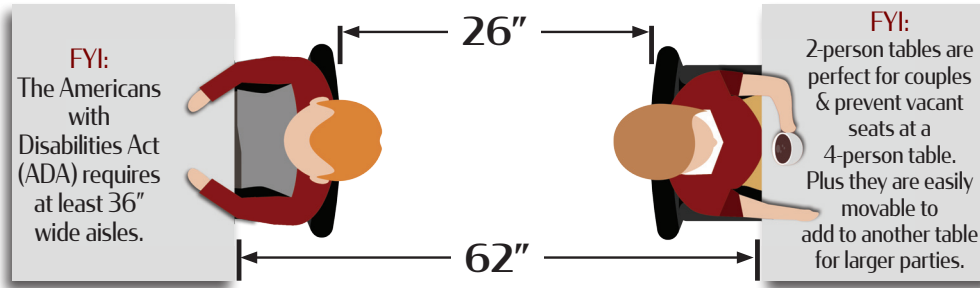
This provides approximately 6" for guests to push out.



Square Tables (Chairs Back to Back - with Service Aisle):

Allow 62" between tables.

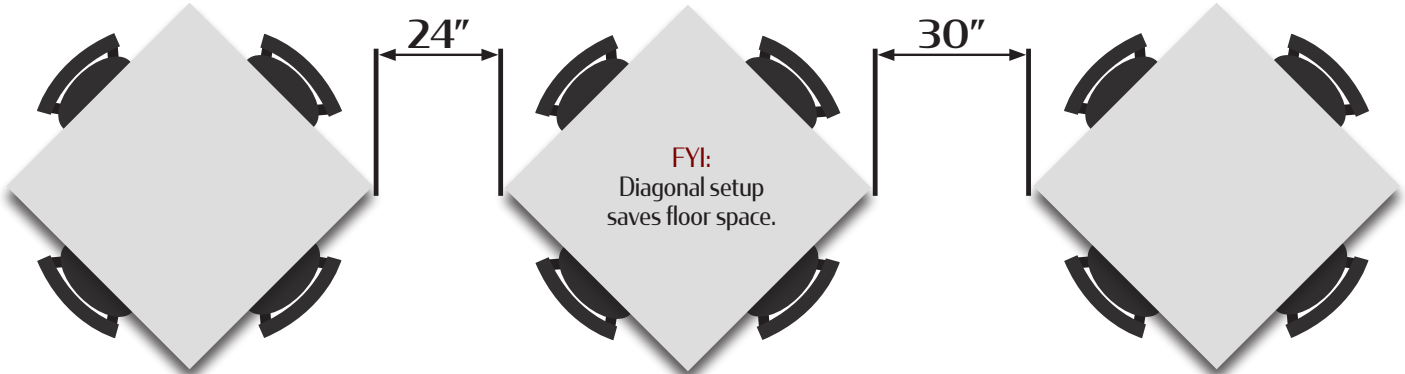
This provides approximately 26" for service aisle.




Square Tables (Diagonal Setup):

Allow 24" between table corners for customer access.

Allow 30" between table corners for customer access & narrow service aisle.



Seating Capacity Per Table Size



ADA Rules & Guidelines



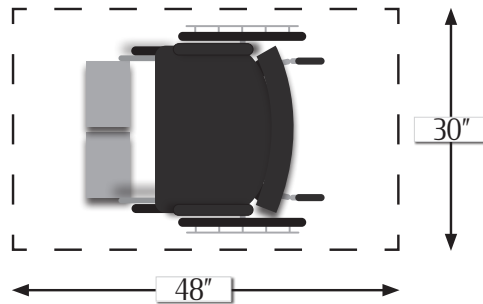
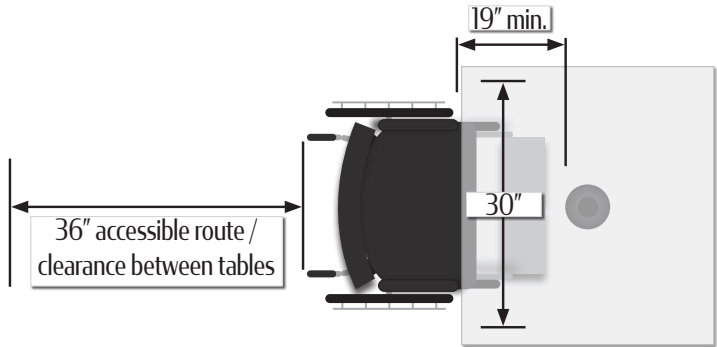
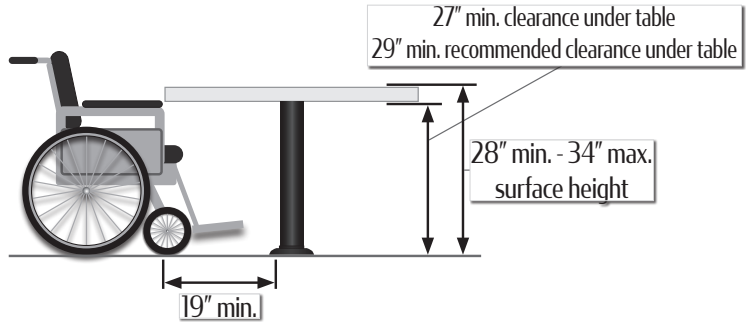
The Americans with Disabilities Act is a Federal civil rights law that prohibits the exclusion of people with disabilities from everyday activities, such as enjoying a meal at a restaurant.

Establishment Requirements

- 5% of all tables (dining, banquet and bar), or at least 1 (if less than 20 tables), must be wheelchair accessible.
NOTE: If you have a bar or outdoor area in your restaurant, it must be counted separately, in the same way.
- If it is not readily achievable to provide the minimal number of accessible tables in all areas where fixed tables are provided, then services must be provided in another accessible location.
NOTE: Alternative locations must be available for all customers and not just people with disabilities. It is illegal to segregate people with disabilities in one area by designating it as an accessible area to be used only by people with disabilities.

ADA complaint tables must meet the following criteria:

- A surface height of no less than 28" and no more than 34" above the floor.
- A minimum knee clearance of 27" (preferred knee clearance is 29" to accommodate larger electric wheelchairs) between the floor and the underside of the table.
- A clear floor area of 30" x 48" is provided at each accessible seating location.
- Knee clearance extends at least 19" under the table.



Oak Street Manufacturing has a variety of high-quality table base options to ensure your ADA compliance.

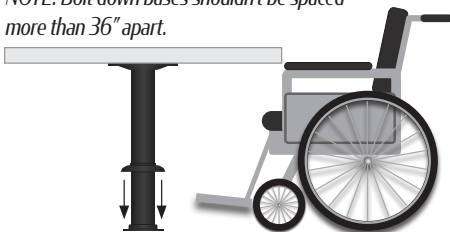
Bolt down table bases, cantilever wall mount table bases and T-bases are the best options.

These table bases offer a small footprint and allow you to meet ADA compliance without using excessively large table tops.

Bolt down table bases work well when you don't want to have a table against a wall and want the flexibility to switch between using chairs or making space for wheelchair accessibility.

Bolt down table bases have a small plate welded to the bottom of the tube, which is anchored to the floor and covered with a small dust cover. Bolt down bases have a footprint of approximately 8" - 11" in diameter.

NOTE: Bolt down bases shouldn't be spaced more than 36" apart.



Cantilever wall mount table bases are a great option because they use little to no floor space (depending on the size).

Our 21" Cantilever wall mount table base (Part No.: CANTILEVER-21) accommodates table sizes up to 30".

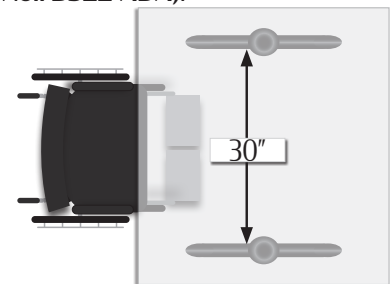
Our 27.5" Cantilever wall mount table base* (Part No.: CANTILEVER-27.5) accommodates table sizes 30" to 48" without the use of a pin leg or 48"+, but requires installing a pin leg (SSB-PIN).

* - Requires special wall construction.

T-Bases use little space and are simple to install. Our T-Bases are constructed of stamped steel for unparalleled strength and stability.

IMPORTANT: Ensure your table size can accommodate a minimum floor space of 30" between the two T-Bases to maintain ADA compliance.

ADA compliant 5" x 22" T-Bases available with 3" ADA standard height tube (Part No.: B522-ADA).



Laminate Care Instructions

CLEANING TIPS

Please see notes of caution below before attempting cleaning

1. To clean the laminate table top surface, use a damp cloth or sponge & a mild soap or detergent. Rinse thoroughly with warm water & wipe dry.
2. Difficult stains, such as coffee or tea can be removed using a mild household cleaner/detergent & a soft bristled brush, repeating as necessary.
3. If a stain persists, use a paste of baking soda & water - apply with a soft bristled brush. Light scrubbing for 10 to 20 strokes should remove most stains. Although baking soda is a low abrasive, excessive scrubbing or exerting too much force could damage the decorative surface, especially if it has a gloss finish.
4. Stubborn stains that resist any of the above cleaning methods may require the use of undiluted household bleach or nail polish remover. Apply the bleach or nail polish remover to the stain & let stand no longer than 2 minutes. Rinse thoroughly with warm water & wipe dry. This step may be repeated if the stain appears to be going away & the color of the laminate has not been affected. **WARNING:** Prolonged exposure of the laminate surface to bleach will cause discoloration.
5. Hot pans & heat-producing appliances (such as electric skillets), when set directly upon countertops, can mar the product's beauty. Always use a heat shield, hot pad or trivet.

RECOMMENDED CLEANERS

- Windex®
- Glass Plus®
- Fantastik®
- Mr. Clean®
- Formula 409®
- Isopropyl Alcohol (Isopropanol)

DAMAGING CLEANERS

Cleaners that can cause damage to the laminate surface include, but are not limited to:

- Hydrochloric Acid
- Muriatic Acid
- Hydrogen Chloride
- Sulfuric Acid
- Oleic Acid
- Oil of Vitriol
- Oleum
- Hydrofluoric Acid
- Rust Remover
- Phosphoric Acid
- Sodium Hydroxide
- Caustic Soda
- Caustic Lye
- Soda Lye
- Pumice (abrasive)

NOTES OF CAUTION

1. Prolonged exposure of the laminate surface to acetone or bleach will cause discoloration. Always rinse laminate surface after cleaning. Failure to rinse after cleaning can cause damage, even if only a small amount of cleaning solution remains on the surface. A dry residue may be invisible, however moisture from cups or drinks can reactivate it and result in permanently etched scars or stains over time.
2. Acidic or abrasive cleaners can damage laminate surfaces – do not use them.
3. Drain cleaners containing lye will permanently damage the laminate surface. If you spill drain cleaner, wipe it up immediately and rinse several times with water.
4. Hair, textile and food dyes can cause permanent stains. If dye is spilled, wipe up immediately with dish washing detergent or an all-purpose cleaner.
5. Never place pots or dishes directly from the oven or burner on an unprotected laminate surface; such extreme heat can cause cracking or blistering.
6. Do not work with oven cleaners on an unprotected laminate top. Wipe spills away promptly and rinse several times with water.
7. Rust removers contain harsh chemicals which will quickly cause permanent damage. If a spill occurs, wipe off all residue immediately, wash thoroughly with soapy water and rinse several times.
8. Steel wool and other abrasive pads will damage the laminate surface. Do not use them for cleaning and do not store steel wool pads on your laminate; the metal can rust and leave stains.
9. Toilet bowl cleaners contain harsh chemicals that can cause permanent damage. If spills occur, wipe up immediately, wash the surface with soapy water and rinse several times.
10. Remember, sharp objects can damage the surface of any laminate: marring its beauty and lowering wear and stain resistance. Although high-pressure laminates are somewhat resistant to scratching, the surface can be damaged even under normal use. Laminate may need occasional dusting depending on where it is used. To keep the surface beautiful, use an oil free furniture spray. Remember to clean the spray off several times a year to prevent build up. Furniture polish may also help hide fine scratching in the surface.

Vinyl/Upholstery Care Instructions

MAINTENANCE / GENERAL RECOMMENDATIONS

Clean and maintain your furniture regularly. Cleaning frequency depends on use. We recommend using a professional furniture cleaning service.

Always test cleaning solutions and methods in an inconspicuous area of the furniture before proceeding. Treat spills and stains promptly. The longer the stain remains, the more difficult it will be to remove. Clean spots or stains from the edge of the stain working toward the center.

For regular cleaning and maintenance, remove excess soil with a damp, non-abrasive cloth. Use a solution of mild liquid soap and water. Rinse with clean water and dry.

STAIN TREATMENT / DISINFECTION

For more difficult stains or to disinfect, use a mixture of no more than 10% bleach and 90% water. **Always** rinse with clean water and dry. **Never** use full strength bleach to clean this material or any other coated fabric.

If stain persists, allow the diluted bleach solution to puddle on the affected area or apply with a clean, soaked cloth for approximately 30 minutes. Rinse with water-dampened cloth to remove any remaining bleach residue.

We do not recommend the use of hard surface cleaners; however, the following cleaners / disinfectants have been tested for use on this material, diluted per manufacturer's instructions: CaviWipes™, Virex® II 256, Virox® 5.

If these cleaners / disinfectants are used, the material **must** be rinsed with clean water and dried with a clean cloth following application. Failure to rinse thoroughly with clean water and to pat dry may lead to cleaner buildup and cause surface deterioration (cracking, blisters, peeling, discoloration, etc.).

Do **not** use cleaners marked "for hard non-porous surfaces only" unless indicated above. Such use may cause surface deterioration (cracking, blisters, peeling, discoloration, etc.).

In-House Vinyl Colors

Booth & Bench Vinyl



Black

Espresso

Sierra Brown

Oxen Brown

Chestnut




Elk Black

Charcoal

Gunmetal

Gray

Taupe



Red

Wine

Hunter Green

Navy

Blue Ridge

Chair & Barstool Vinyl



Black

Espresso

Buckskin

Wine

Red

For custom vinyl, upholstery & other fabric, visit:
bit.ly/vinyl-upholstery-fabric

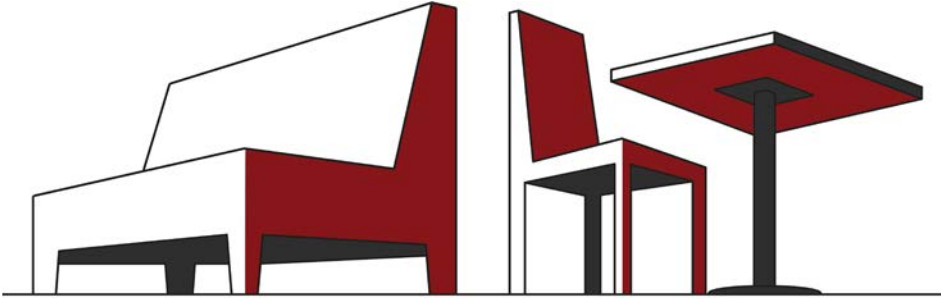
In-House Wood Stains

* Shown on Oak wood species *



E*WOOD, OVERLAY, INLAY, SOLID WOOD & PRO WOOD CARE

- Gently cleanse with a soft cloth dampened with mild detergent & water solution. Wipe dry with a clean soft cloth. Scratches in wood can be repaired using a colored wax repair stick.
- Spills of liquid should be wiped dry immediately. Do not use ammonia, bleach, degreasers or abrasive cleaners. Avoid prolonged or excessive exposure to direct sunlight, high temperatures, high or low humidity. Improper care will void the manufacturer's warranty.
- It is the customer's/user's responsibility to maintain a 30% humidity level to accommodate ProWood, E*Wood, or solid wood tops.
- Installing new china dinnerware with unglazed feet, please check the bottom of the product carefully for sharp or rough edges, as these can mar the surface of the table top & void the manufacturer's warranty.



PRODUCT GUIDE

OAKSTREETMFG.COM

(877) 465-4344



@OAKSTREETMFG



OSM0825