

PRIDE[®] MOBILITY

POWER CHAIR COLLECTION



4-5

Jazzy® EVO 614 / EVO 614HD

6-7

Jazzy EVO 613 Series

8-9

Jazzy Carbon® HD / Jazzy® Carbon 27 X

10-11

Jazzy Carbon® 27 / Jazzy® Ultra Light

12-13

Jazzy Carbon® / Jazzy® Air 2

14-15

Go Chair® / Go Chair® MED

16-17

Jazzy® Elite ES / Jazzy 600 ES

18-19

Jazzy® Elite 14 / Elite HD

20-21

Jazzy® Select / 1450

22-23

Accessories / Technology





The Pride® Power Chair Collection offers a wide range of mobility solutions that are built for the real world. From easily portable power chairs, to robust models with Active-Trac® ATX Suspension for enhanced performance over varied terrain, we have a power chair to suit anyone's needs. With superb construction, unparalleled maneuverability and ease of operation, it's no wonder our power chairs are America's favorite.

Jazzy[®] EVO 614

With new 13.75-inch center drive wheels, a 3" ground clearance and new top speed of 4.4 mph, it's built for crossing the threshold for indoor and outdoor use. At just 22" inches, Jazzy EVO 614's turning radius comes in under two feet, which means your power wheelchair more easily navigates tight turns indoors.



* Up to 21.5 miles per charge at 200 lbs.
Up to 19 miles per charge at 300 lbs.

Up To
21.5
Miles Per Charge*

22"
Turning Radius

Up To
4.4mph
Maximum Speed

300lbs.
Weight Capacity

FDA Class II Medical Device¹

Black (matte)

White (matte)

Red (matte)

Robin's Egg Blue (matte)

Iceberg Blue (matte)

Sugar Plum (matte)



Up To
21.5
Miles Per Charge*

* Up to 21.5 miles per charge at 200 lbs.
Up to 13 miles per charge at 450 lbs.

22"
Turning Radius

Up To
4.88mph
Maximum Speed


450lbs.
Weight Capacity



Jazzy[®] EVO 614HD

The Jazzy[®] EVO 614HD has tall 13.75-inch drive wheels, the centerpiece for Pride's beloved Mid-Wheel 6[®] platform. Active-Trac[®] ATX Suspension adapts to the terrain for a smooth ride. And now, with a new memory foam seat, your Jazzy EVO 614HD is ready to provide all-day comfort right out of the box.

FDA Class II Medical Device¹



Black (matte)

White (matte)

Red (matte)

Robin's Egg Blue (matte)

Iceberg Blue (matte)

Sugar Plum (matte)

Jazzy[®] EVO 613 SERIES

You will love the all-new Medicare-reimbursable Jazzy[®] EVO 613 series! You can choose between the EVO 613 or the EVO 613 Li, which uses a lithium battery for longer life, more convenient charging and fewer service calls.



EVO 613 Li (200 lbs.): Up to 21 miles per charge
EVO 613 Li (300 lbs.): Up to 17.6 miles per charge
EVO 613 (200 lbs.): Up to 17.1 miles per charge
EVO 613 (300 lbs.): Up to 14 miles per charge

Up To
21
 Miles Per Charge*

22"
 Turning Radius

Up To
5.1 mph
 Maximum Speed

300lbs.
 Weight Capacity

FDA Class II Medical Device¹

* 21 mile range requires Lithium battery and 200 lbs. or less user weight.

Black (matte)

White (matte)

Red (matte)

Robin's Egg Blue (matte)

Iceberg Blue (matte)

Sugar Plum (matte)



GET THE **LITHIUM ADVANTAGE** WITH THE JAZZY® EVO 613 Li.



25%
FASTER
CHARGING TIME

55%
LIGHTER
WEIGHT

300%
LONGER
BATTERY LIFE CYCLE

13"
WHEELS

3"
GROUND
CLEARANCE

Jazzy® EVO 613 Li shown
in Black (matte)

Jazzy[®] carbon HD

Weighing just 32 lbs. and boasting a 400-lb. weight capacity, the Jazzy Carbon HD is a game-changing heavy-duty travel power wheelchair. It folds and locks into position in mere seconds and will keep you comfortable with a padded seat back and extra-wide foot platform.



Up To
12.4
Miles Per Charge

36.4"
Turning Radius

Up To
3.7 mph
Maximum Speed

400 lbs.
Weight Capacity

FDA Class II Medical Device¹

Black Cherry

Night Sky

Weighs just
32 lbs

400 lbs
weight capacity



Length: 31.3"
Height: 13"
Width: 26.4"

Up To
8
Miles Per Charge

35.4"
Turning Radius

Up To
3.7mph
Maximum Speed

275lbs.
Weight Capacity



Jazzy[®] carbon 27X

The Jazzy[®] Carbon 27X is a power wheelchair that folds vertically thanks to its innovative X-frame design. Weighing in at approximately 27.5 lbs. without the battery, it's the ideal mobility device for journeys near and far.

FDA Class II Medical Device¹

Length: 34"
Height: 30"
Width: 12"



Weighs just
27lbs
without the
battery



Black

Jazzy[®] carbon 27

With a high-quality carbon fiber frame and weighing in at approximately 27.8 lbs. without the battery, the Jazzy[®] Carbon 27 is a dependable, durable, and lightweight portable mobility solution.



Up To
9.3
Miles Per Charge

33.4"
Turning Radius

Up To
3.7 mph
Maximum Speed


300lbs.
Weight Capacity

FDA Class II Medical Device¹

Black Cherry

Night Sky

Weighs just
27 lbs
without the
battery



Length: 27.5"
Height: 13.38"
Width: 23.4"

Up To
16.4

Miles Per Charge at 200 lbs.
(W/ Optional 20Ah Battery)

33.19"

Turning Radius

Up To
3.69mph

Maximum Speed

300lbs.

Weight Capacity

PROUDLY MADE IN
AMERICA
OF FOREIGN AND DOMESTIC PARTS



Jazzy
ULTRA LIGHT

The **Jazzy® Ultra Light** power wheelchair weighs a remarkable 33 pounds without the battery and offers superior durability thanks to an all-carbon fiber frame. Foldable, portable, and designed for comfort, it's your ideal travel companion for all the journeys that lie ahead.

FDA Class II Medical Device¹

Black



Weighs just
33 Lbs
without the
battery



Jazzy[®] carbon

The Jazzy[®] Carbon uses extremely light but exceptionally strong carbon fiber technology for its frame and a lightweight, reliable lithium-ion battery. Travelers keep their Jazzy[®] Carbon charged and standing by for spontaneous jet-setting adventures.



9.3

Miles Per Charge

43.6lbs.

Overall Weight

Up To

3.7mph

Maximum Speed

300lbs.

Weight Capacity

FDA Class II Medical Device¹

Black

White



Height: 28.3"
Width: 24"
Depth: 12.2"



Up To
16.6

Miles Per Charge at 220 lbs.
(Up to 15 miles at 300 lbs.)

24.25"

Turning Radius

Up To

4mph

Maximum Speed
Elevated and Non-Elevated

300lbs.

Weight Capacity



FDA Class II Medical Device¹

Jazzy air[®]₂

Press, elevate and go!

The Jazzy Air[®] 2 elevates 12 inches at the touch of a button. Feel empowered with this sleek technology that allows you to be face to face with your loved ones. Drive at 4 mph while elevated.

It's the future of mobility, and the future is yours.



Silver

Pearl White

Ruby Red

Onyx Black

Sapphire Blue

Garnet Red (matte)

Tanzanite (matte)

Black Pearl (matte)

GOCHAIR®

Compact. Bold. Endless possibilities. The Go Chair®¹ is #1 for portability for easy disassembly in your fast-paced world. Enjoy under seat storage and complete comfort. Choose from six gorgeous colors and let your personality shine through.



Up To
13.2
Miles Per Charge at 200 lbs.

25.5"
Turning Radius

Up To
3.8mph
Maximum Speed

300lbs.
Weight Capacity

FDA Class II Medical Device¹

Ruby Red

Pearl White

Amber Orange

Citrine Yellow

Rose Quartz

Sapphire Blue



Up To
8.6

Miles Per Charge at 200 lbs.

25.5"

Turning Radius

Up To
3.7mph

Maximum Speed

300lbs.

Weight Capacity



GO CHAIR[®] MED

With convenient feather-touch disassembly, the Go Chair[®] MED allows you to experience light-weight travel and independence on the go. Compact, portable and perfect for travel, the Go Chair[®] MED is a feature-rich power chair that disassembles easily in just a few steps!

FDA Class II Medical Device¹

Black



Jazzy[®]

ELITE ES

An experience so superior, it can only be elite. The Jazzy[®] Elite ES¹ features large, front-drive wheels to absorb the bumps and uneven surfaces of everyday life. The comfortable, high-back seat gives you the support you need all day, every day.



Up To
15
Miles Per Charge

24.75"
Turning Radius

Up To
4mph

300lbs.
Weight Capacity

FDA Class II Medical Device¹

Candy Apple Red



Up To
24.8
Miles Per Charge

20.5"
Turning Radius

Up To
4mph

300lbs.
Weight Capacity




Jazzy[®]
600 ES

Life may be complicated, yet your power chair should be simple. The Jazzy[®] 600 ES¹ has 14-inch drive wheels and independent front casters that handle terrain changes easily. Enjoy aggressive precision, a tight turning radius and a flawless design.

FDA Class II Medical Device¹

Cardinal Red



Jazzy® ELITE 14

An elite design delivers elite performance. The Jazzy® Elite 14¹ features front-wheel drive for the tightest turns. Large drive wheels provide superior climbing power over life's obstacles. A high-back seat ensures absolute comfort all day.



Up To
21
Miles Per Charge at 200 lbs.

24"
Turning Radius

Up To
4mph

300lbs.
Weight Capacity

FDA Class II Medical Device¹

Jazzy Red



Jazzy[®]

ELITE HD

Experience the power and versatility of the Jazzy[®] Elite HD. Large front wheels absorb and climb, easily tackling life's everyday obstacles. An intuitive hand control ensures effortless operation and simple maneuvering.

Up To
14.4
Miles Per Charge

24"
Turning Radius

Up To
4mph
Maximum Speed

450lbs.
Weight Capacity



FDA Class II Medical Device¹

Jazzy Red



Jazzy[®] SELECT

Access your world with ease with the Jazzy Select,^{®1} a simple yet powerful choice, with a tight turning radius and smooth ride. Maneuver through your home effortlessly with the intuitive controller. Stay mobile and comfortable all day, every day.



FDA Class II Medical Device¹

Up To
19.4
Miles Per Charge

22.5"
Turning Radius

Up To
4.3mph
Maximum Speed

300lbs.
Weight Capacity

Jazzy Red



Up To
15.7
Miles Per Charge

26.5"
Turning Radius

Up To
4.9mph

600lbs.
Weight Capacity



Jazzy[®]
1450

With a robust and heavy-duty design, the Jazzy[®] 1450¹ ensures powerful performance with front-wheel drive and efficient motors. Knobby drive tires provide the traction you need over uneven terrain. With speeds up to 4.5 mph, live life on your terms.

FDA Class II Medical Device¹

Candy Apple Red

Viper Blue



ACCESSORIES



1. New Cup Holder | 2. Swing-Away Joystick | 3. Rear Basket | 4. Walker Holder | 5. New Cell Phone Holder | 6. Cane/Crutch Holder
7. Lap Belt | 8. Elevating Legrests | 9. Swing-Away Legrests | 10. Oxygen Tank Holder | 11. Military Patches | 12. Weather Cover
13. Stealth Products® Cushions | 14. Heel Loops | 15. Saddle Bag | 16. XLR USB Charger | 17. Safety Flag

INNOVATIVE TECHNOLOGY

We take innovation to the next level with a wide variety of technologies and state-of-the-art development.

Mid-Wheel 6® Technology and Active-Trac® ATX Suspension allow the active front casters to lift when climbing a threshold or obstacle, while also dropping down for stability when descending.

In-line motors deliver enhanced torque, battery range and reliability for the most dependable performance.

Power elevated seating on the Jazzy Air® 2 features Extra Stability Technology®, mechanically stabilizing the power base, for ultimate security when driving at 4 mph while elevated.



PRIDE[®] MOBILITY

800.800.8586

| pridemobility.com



Note: Transport of the Jazzy[®] 27X, Jazzy[®] 27, Jazzy[®] Ultra Light and Jazzy[®] Carbon on commercial aircraft is subject to federal regulations and airline policy. Please consult your airline prior to your flight to ensure your product and its lithium-ion battery are permitted.

- 1 Pride[®] Power Chairs are FDA Class II Medical Devices designed to aid individuals with mobility impairments.
- 2 Tested in accordance with ANSI/RESNA, MC Vol2, Section 4 & ISO 7176-4 standards. Results derived from theoretical calculations based on battery specifications and drive system performance. Test conducted at maximum weight capacity.
- 3 Due to manufacturing tolerances and continual product improvement, this specification can be subject to a variance of (+ or -) 3%.
- 4 Battery weight may vary based on battery manufacturer.
- 5 AGM or gel cell type required.
- 6 Maximum weight capacity is reduced to 400 lbs. (181 kg) on 18" deep seat configurations.
- 7 Seat weight included. Unit does not disassemble.
- 8 Varies with user weight, terrain type, battery amp-hour (AH), battery charge, battery condition, and tire condition. This specification can be subject to a variance of (+ or -) 10%.
- 9 K0826/K0827 Models: Lifetime limited on frame; 13-month limited on electronics; 13-month limited on drive motors; 13-month on batteries. K0839 Model: Lifetime limited on frame; 2-year limited on electronics; 18-month limited on drive motors; 13-month on batteries.
- 10 Not all accessories are available for all products. Please speak with your Provider for details and availability.

NOTE: All specifications subject to change without notice.

The information contained herein is correct at the time of publication; we reserve the right to alter specifications without prior notice. Speed and range vary with user weight, terrain type, battery charge, battery condition and tire pressure. Due to manufacturing tolerances and continual product improvement, length, width, turning radius and ground clearance can be subject to variance of + or - 3%. Dimensions listed are for power chair only. Overall measurements will vary based on seating and accessory selections.

HCPCS codes provided should not be considered as legal advice and do not guarantee reimbursement. DME providers are responsible for determining appropriate billing codes when submitting for insurance reimbursement.

* K0899 - power mobility device, not coded by DME PDAC.

