



JANUARY 2025 LABOR MARKET REVIEW

TABLE OF CONTENTS



Page 3 – Board of Directors

Page 5 – Highlights of the Labor Force

Page 9 – Employment by Sectors

Page 14 – Unemployment Claimants

WORKFORCE
SOLUTIONS BORDERPLEX

Board of Directors

Board Chair

Bobby Blanco, Private Sector

Vice Chair

Ruben Torres, Private Sector

Dr. Armando Aguirre, Public Education

Robert Alcalá, Vocational Rehabilitation

Dr. Carlos Amaya, GED

Satish Bhaskar, Public Assistance

Ruben Chavez, Private Sector

Chrystal Davis, Community-Based Organization

Dan Dunlap, Private Sector

Chelsie Evaldi, Private Sector

Ernestina Fautleroy, Private Sector

Michelle Fenton, Private Sector

Eduardo Garcia, Economic Development

Art Garza, Private Sector

Bob Gear, Public Employment

Christina Gonzalez, Private Sector

Leonard Goodman III, Private Sector

Luis Hernandez, Higher Education

Randall Kinzie, Private Sector

Ruby Maldonado, Private Sector

Elizabeth Moya, Community-Based Organization

Mary Jo Ochoa-Hernandez, Literacy Council

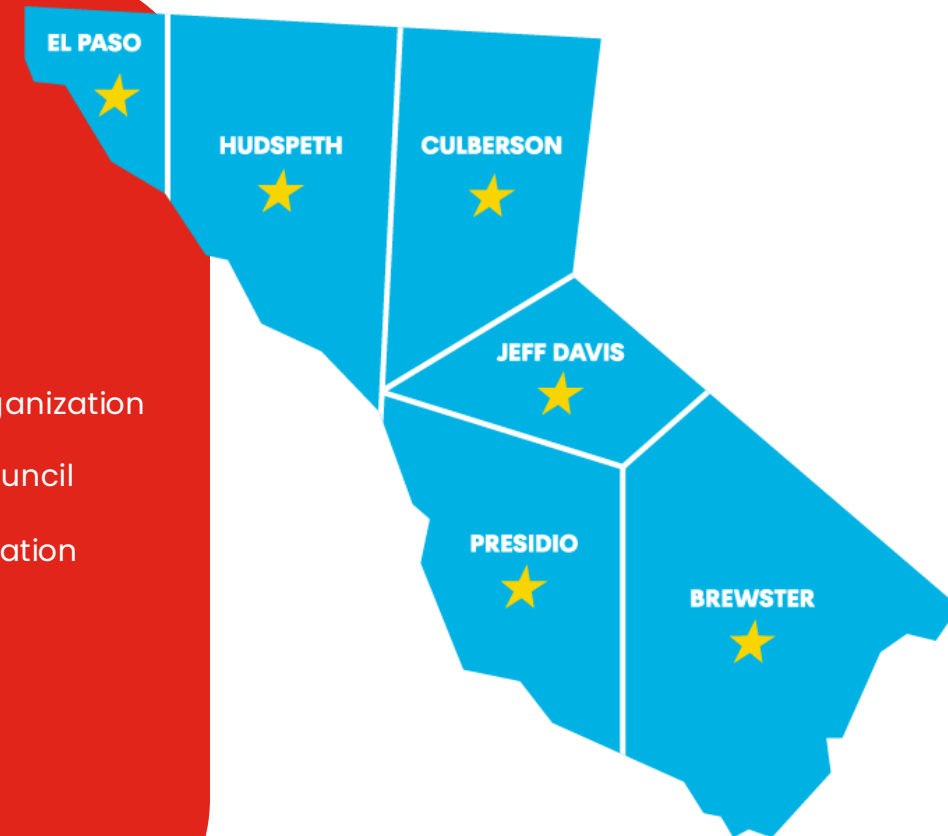
Mica Short, Community-Based Organization

Frank Spencer, Private Sector

Adam Valdez, Organized Labor

Emma Wollschlager, Private Sector

Melissa Zamora, Private Sector



Board of Directors



To our members,

We are pleased to present the Labor Market Review that examines how the workforce area performed during **January 2025**. We are incorporating unemployment insurance claimant data to provide perspective on the ongoing pandemic effect.

The information presented in this newsletter was gathered from federal and state sources and pertains to the El Paso MSA, the Workforce Solutions Borderplex region, and the City of El Paso.

We look forward to performing to your highest standards in communicating pertinent information regarding the workforce as it relates to our objectives at WSB.

If there is additional information that you would like to see presented here, please send your comments and suggestions to:

kandolite.carson@borderplexjobs.com



HIGHLIGHTS OF THE LABOR FORCE JANUARY 2025

THE BORDERPLEX REGION

- THE LABOR FORCE INCREASED BY 1,419 FROM THE PREVIOUS MONTH
- THE NUMBER OF EMPLOYED INDIVIDUALS DECREASED BY 716 FROM THE PREVIOUS MONTH
- THE NUMBER OF UNEMPLOYED INDIVIDUALS INCREASED BY 2,135 FROM THE PREVIOUS MONTH

EL PASO, TX MSA

- EL PASO, TX MSA UNEMPLOYMENT WAS AT 4.2%, WITH A TOTAL OF 17,795 UNEMPLOYED INDIVIDUALS
- EL PASO, TX MSA ADDED 7,600 NONFARM JOBS SINCE JANUARY 2024
- EL PASO, TX MSA LOST 4,100 NONFARM JOBS FROM THE PREVIOUS MONTH

RURAL COUNTIES (BREWSTER, CULBERSON, JEFF DAVIS, HUDSPETH, AND PRESIDIO COUNTIES)

- THE LABOR FORCE INCREASED BY 123 FROM THE PREVIOUS MONTH
- THE NUMBER OF EMPLOYED INDIVIDUALS INCREASED BY 64 FROM THE PREVIOUS MONTH
- THE NUMBER OF UNEMPLOYED INDIVIDUALS INCREASED BY 59 FROM THE PREVIOUS MONTH



NOTEWORTHY IN JANUARY 2025 (Non-Seasonally Adjusted)

		January 2025				December 2024				January 2024			
		Labor Force	Employment	Unemployment	Rate	Labor Force	Employment	Unemployment	Rate	Labor Force	Employment	Unemployment	Rate
Texas	State	15,745,182	15,097,222	647,960	4.1	15,737,596	15,153,794	583,802	3.7	15,353,061	14,720,900	632,161	4.1
El Paso	MSA	421,291	403,496	17,795	4.2	419,954	404,242	15,712	3.7	408,696	391,261	17,435	4.3
Borderplex	WDA	431,129	412,939	18,190	4.2	429,710	413,655	16,055	3.7	418,371	400,532	17,839	4.3
Brewster	County	5,455	5,295	160	2.9	5,492	5,352	140	2.5	5,448	5,280	168	3.1
Culberson	County	1,098	1,064	34	3.1	1,077	1,050	27	2.5	1,052	1,015	37	3.5
El Paso	County	420,222	402,470	17,752	4.2	418,926	403,250	15,676	3.7	407,673	390,285	17,388	4.3
Hudspeth	County	1,069	1,026	43	4.0	1,028	992	36	3.5	1,023	976	47	4.6
Jeff Davis	County	646	613	33	5.1	641	614	27	4.2	574	545	29	5.1
Presidio	County	2,639	2,471	168	6.4	2,546	2,397	149	5.9	2,601	2,431	170	6.5
El Paso	City	334,567	320,908	13,659	4.1	333,622	321,530	12,092	3.6	324,706	311,192	13,514	4.2
Socorro	City	18,990	18,157	833	4.4	18,900	18,192	708	3.7	18,449	17,607	842	4.6

NOTEWORTHY IN JANUARY 2025



4.2%
EL PASO
MSA
UNEMPLOYMENT
RATE

El Paso
4.2%

Hudspeth
4.0%

Culberson
3.1%

Jeff Davis
5.1%

Presidio
6.4%

Brewster
2.9%



TEXAS 4.1%



AVERAGE WEEKLY WAGES

(3rd Quarter 2024)

Average Weekly Wage (3rd Quarter 2024)					
	Q3 2024	Q2 2024	Q3 2023	Quarterly Change	Yearly Change
Borderplex	\$966	\$956	\$930	\$10	\$36
Texas	\$1,396	\$1,381	\$1,335	\$15	\$61
USA	\$1,394	\$1,390	\$1,334	\$4	\$60



WHERE DO WE WORK?

The three Super Sectors with the **GREATEST** employment for the El Paso MSA in January 2025 were:

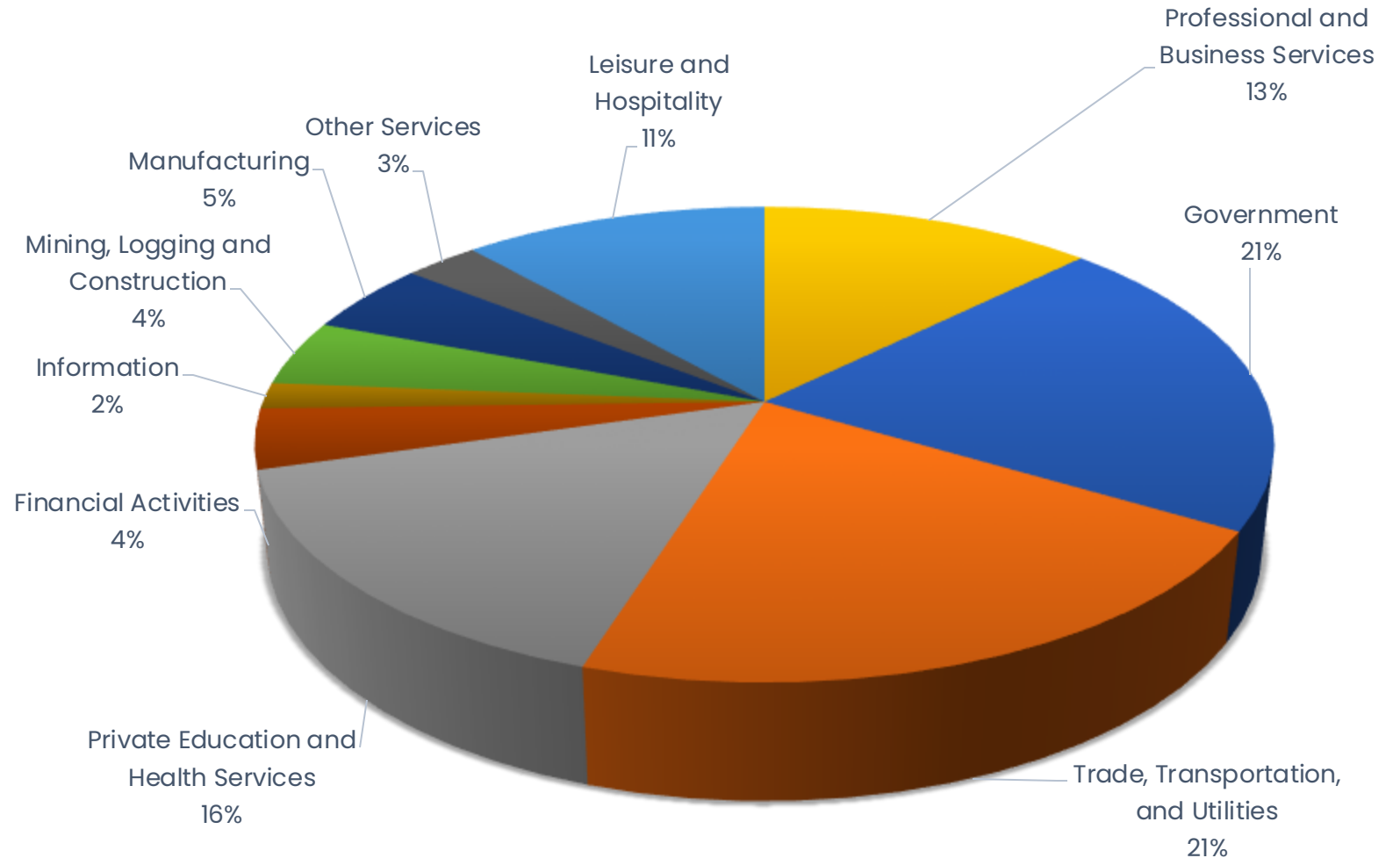
1. Trade, Transportation, and Utilities
2. Government
3. Private Education and Health Services

These three Super Sectors represented 58% of the total nonfarm employment.

The three Super Sectors with the **LEAST** employment for the El Paso MSA in January 2025 were:

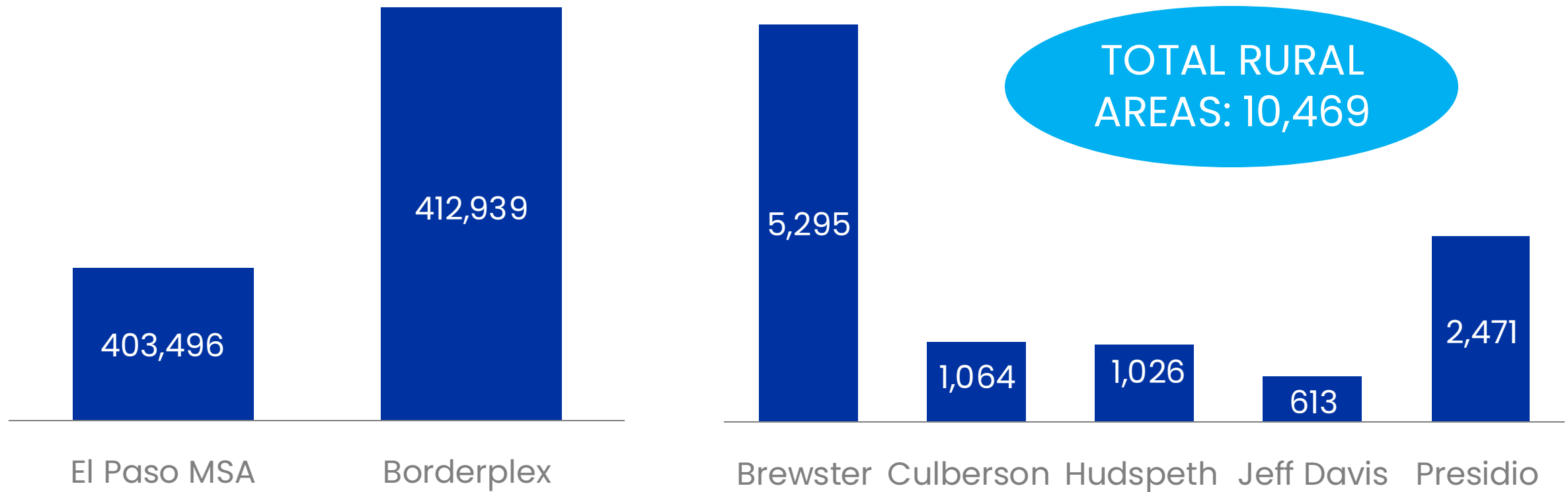
1. Financial Activities
2. Other Services
3. Information

These three Super Sectors represented 9% of the total nonfarm employment.



WHERE DO WE WORK?

EMPLOYMENT in January 2025



WHERE DO WE WORK? (Cont.)



Industries Sectors that added jobs

No Industries added jobs during January 2025.

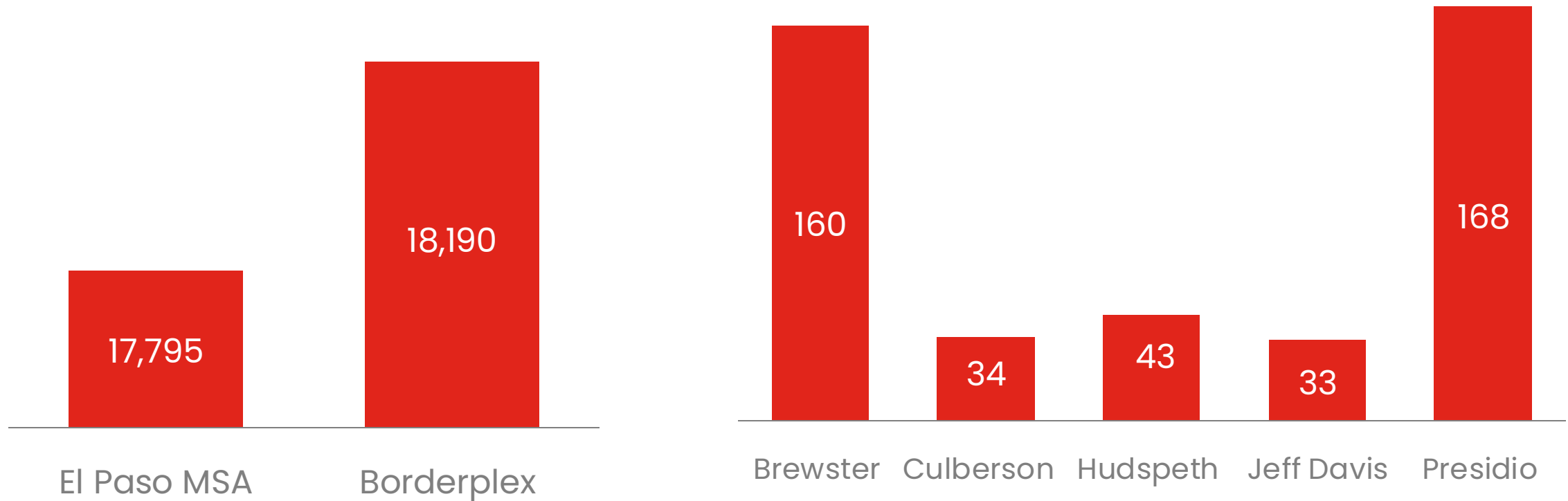
Top 5 Job Postings in the El Paso, TX MSA – January 2025

Occupation	Vacancies	Median Hourly Earnings BLS 2023
Retail Salespersons	754	\$13.15
First-Line Supervisors of Retail Sales Workers	730	\$17.27
Medical and Health Services Managers	500	\$47.55
Registered Nurses	461	\$37.47
Fast Food and Counter Workers	363	\$10.89

Job postings active during January 2025

WHERE ARE WE LOSING JOBS?

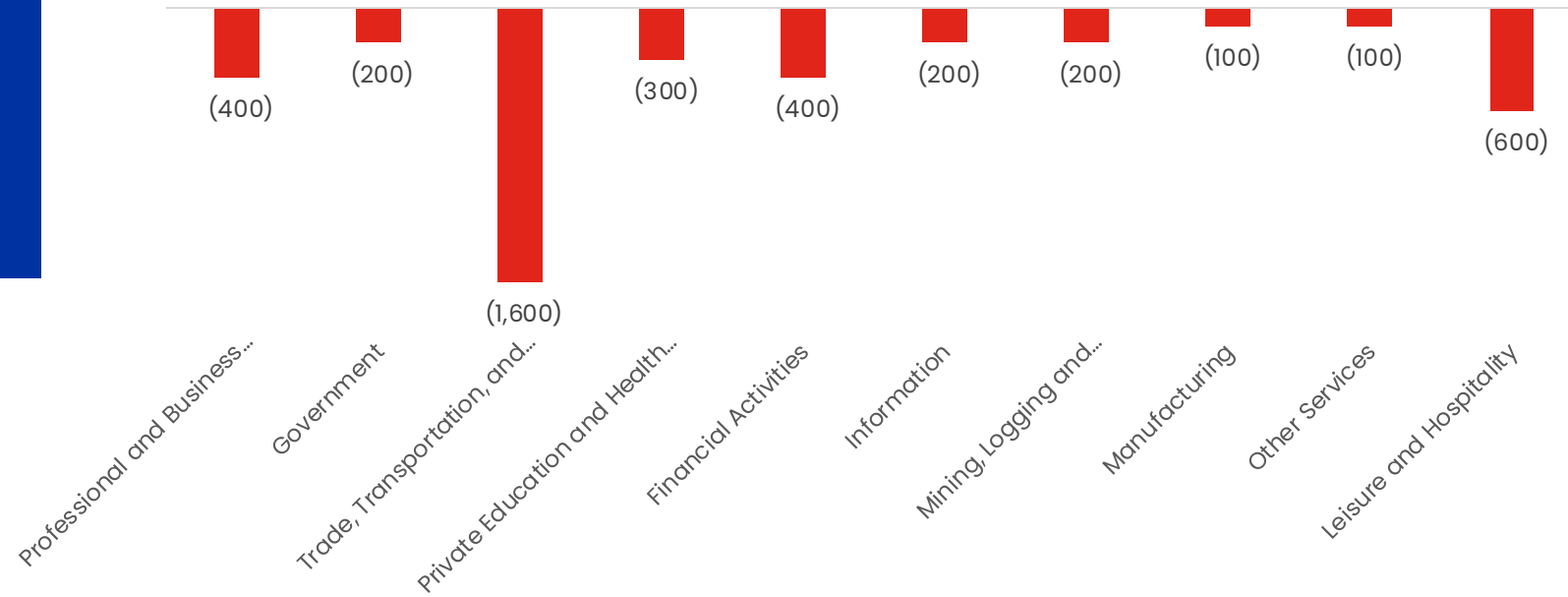
UNEMPLOYMENT in January 2025



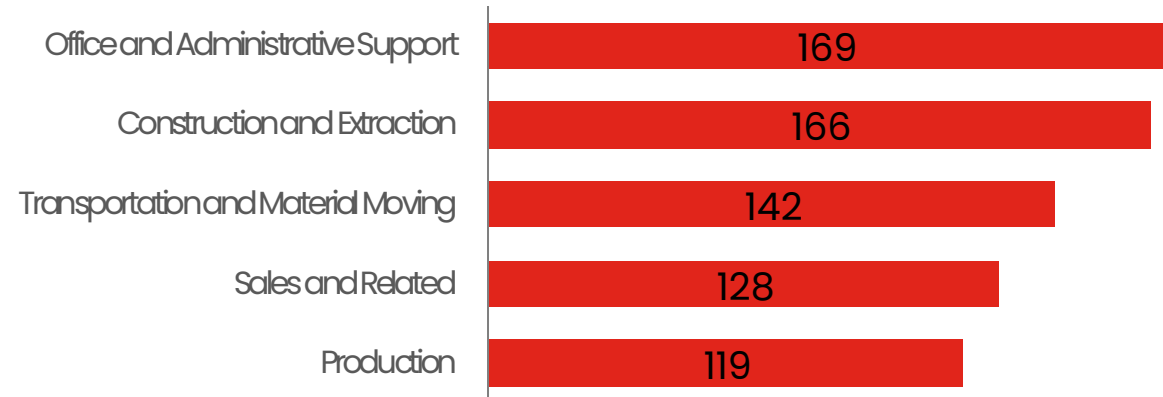
WHERE DO WE WORK? (Cont.)



Industries Sectors that lost jobs



Top 5 Unemployment Claimants Occupations



No occupation identified for 42 Active UI claimants

UNEMPLOYMENT INSURANCE CLAIMANT DATA



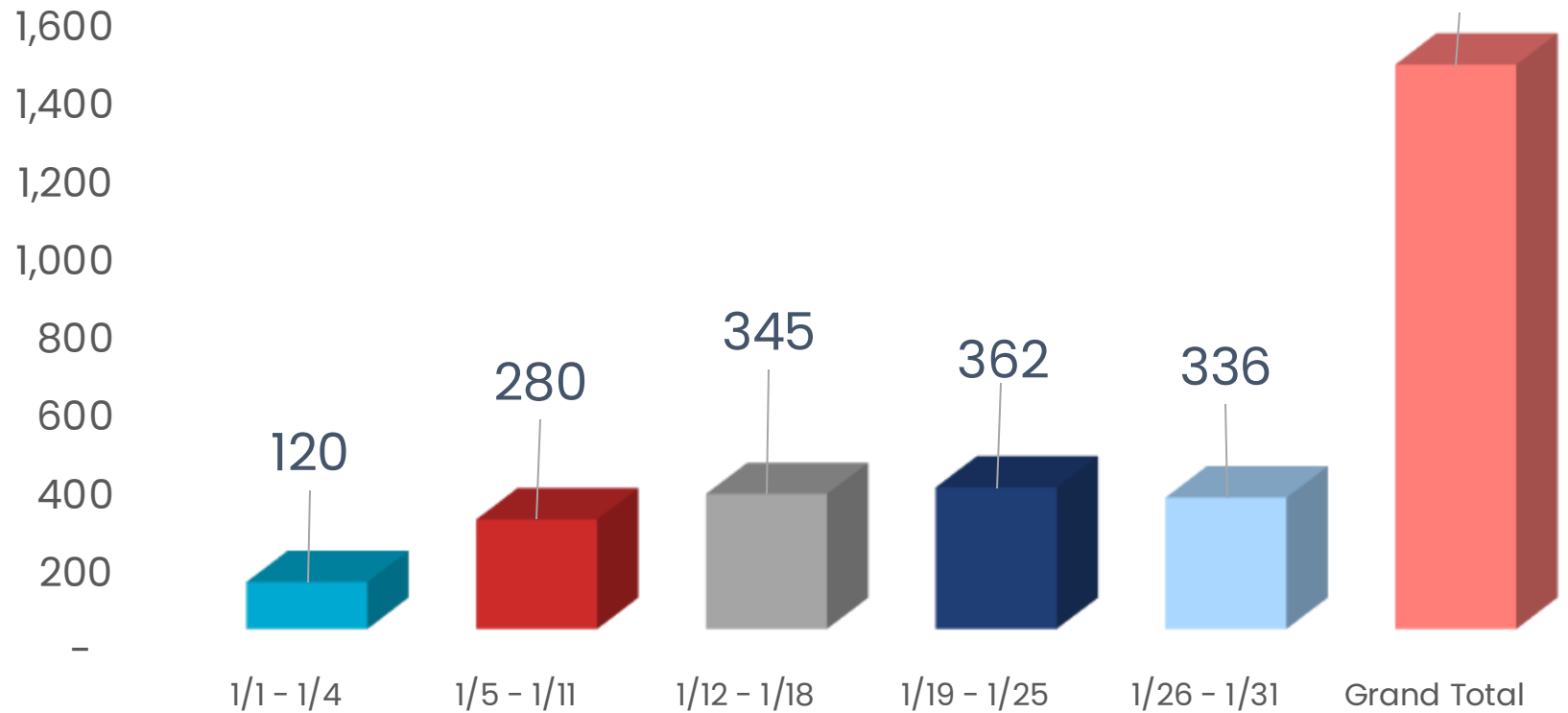
This report reflects the **Borderplex Region**. Including these 6 counties:

- Brewster
- Culberson
- El Paso
- Hudspeth
- Jeff Davis
- Presidio

An Active Claimant is someone who meets any of these conditions:

- Claimant had to have a payment within 21 days
- The most recent Claimant certified date is within 21 days
- The claim status date is within 28 days

ACTIVE UI CLAIMANTS BY WEEK BORDERPLEX REGION 1/1 to 1/31

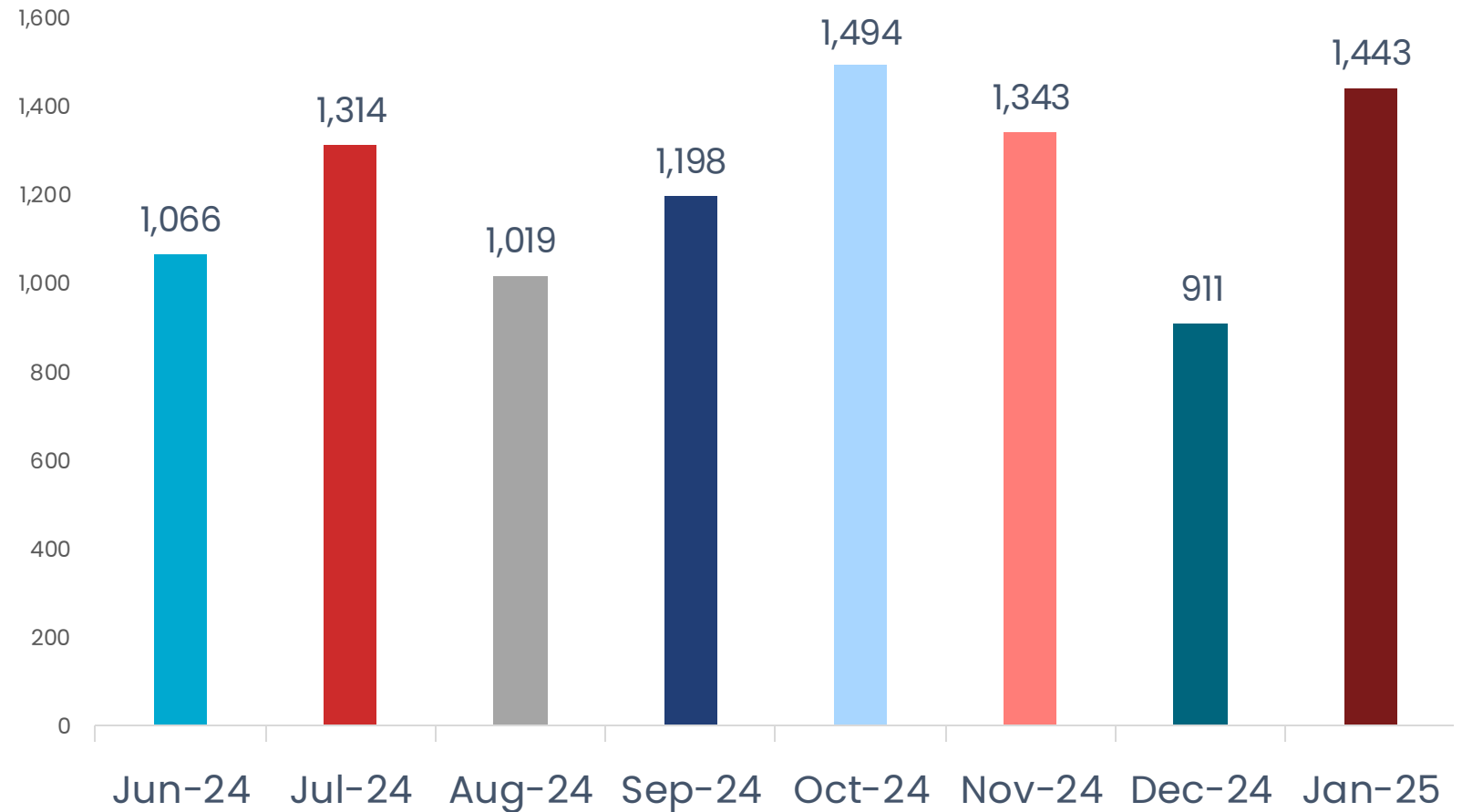


UNEMPLOYMENT INSURANCE CLAIMANT DATA

This report reflects the **Borderplex Region**.
Including these 6 counties:

- Brewster
- Culberson
- El Paso
- Hudspeth
- Jeff Davis
- Presidio

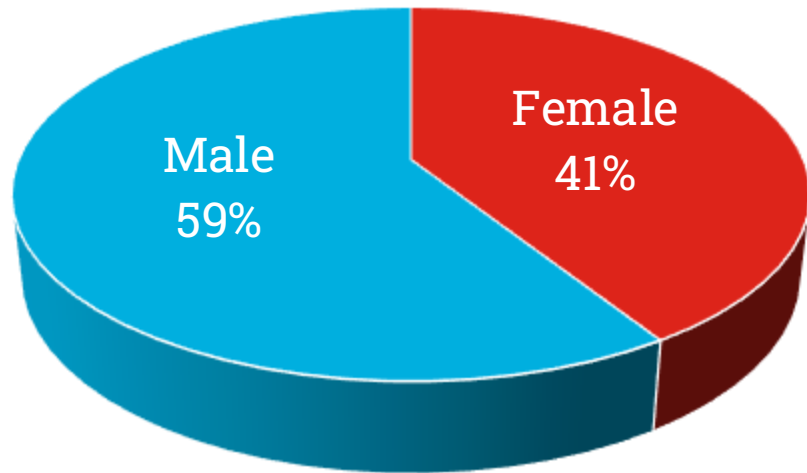
ACTIVE UI CLAIMANTS BY MONTH BORDERPLEX REGION



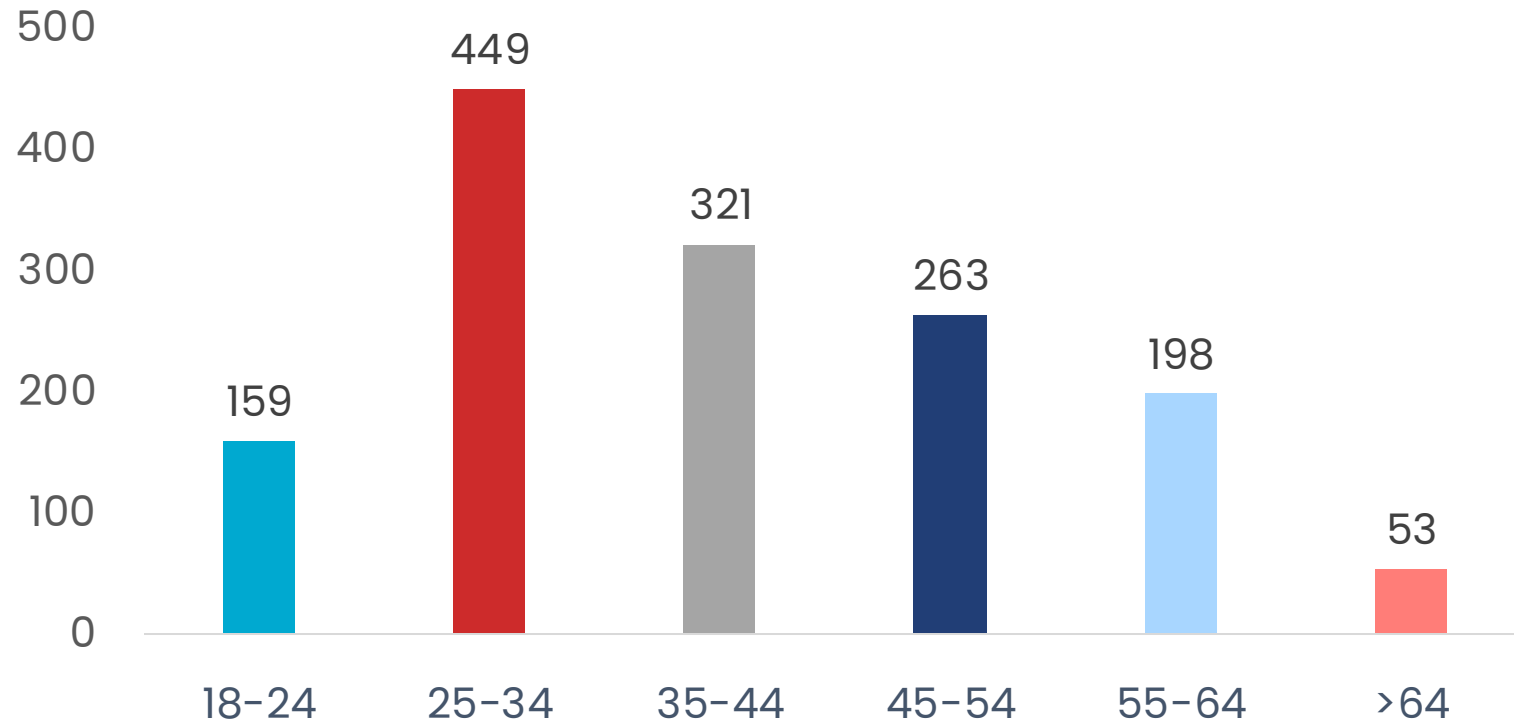
UNEMPLOYMENT INSURANCE CLAIMANT DATA

ACTIVE UI CLAIMANTS BY WEEK
BORDERPLEX REGION
1/1 to 1/31

Gender



Age



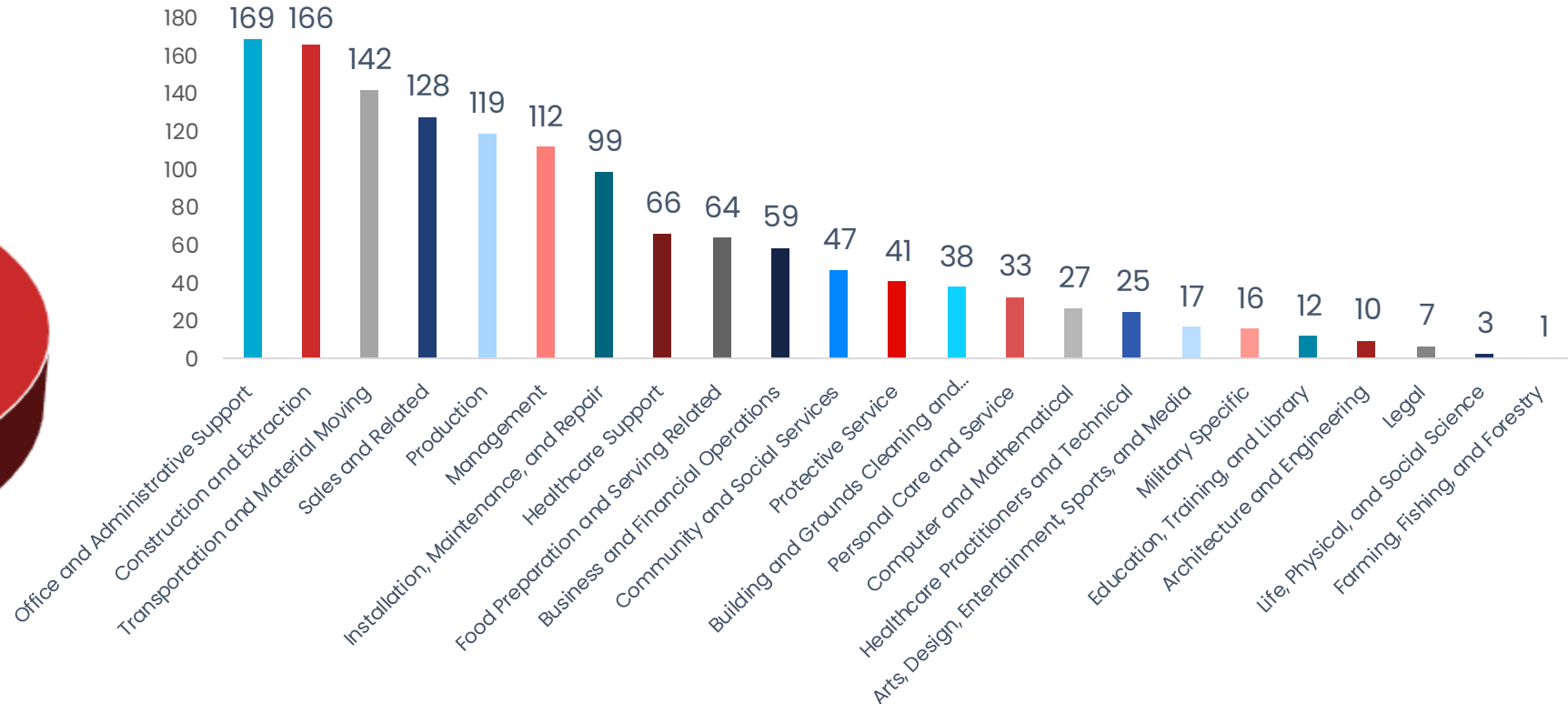
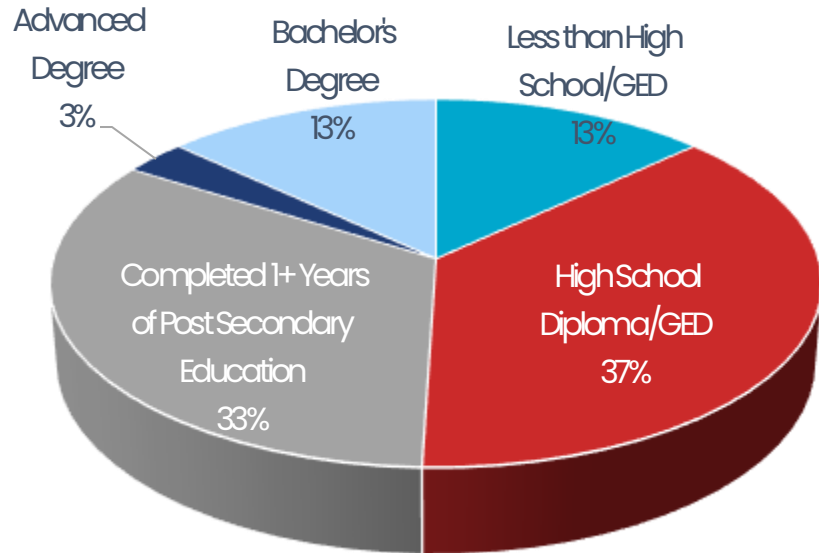
An Active Claimant is someone who meets any of these conditions:

- Claimant had to have a payment within 21 days
- The most recent Claimant certified date is within 21 days
- The claim status date is within 28 days

UNEMPLOYMENT INSURANCE CLAIMANT DATA



ACTIVE UI CLAIMANTS BY WEEK
BORDERPLEX REGION
1/1 to 1/31



No occupation identified for 42 Active UI claimants

SOURCES



A proud partner of the
americanjobcenter
network

Labor Market & Career Information, Texas Workforce Commission January 2025, JobsEQ January 2025, Bureau of Labor Statistics May 2023, US Census 2023. To access previous reports, please visit the Workforce Trends and Data section of our website: <http://www.borderplexjobs.com/regional-statistics/workforce-trends-and-data>

Funded by all or in part of, the Department of Labor/ETA WIOA Formula Grants and Wagner-Peyser; the Department of Health and Human Services TANF and Childcare Development Fund; and the Food and Nutrition Service SNAP Employment & Training.”

Equal Opportunity Employer/Program. Auxiliary aids and services are available upon request to individuals with disabilities. Relay Texas: 711 (Voice) or 1-800-735-2989 (TTY).

Igualdad de oportunidades de Empleo/Programas. Equipo auxiliar y servicios de apoyo están disponibles para personas con discapacidad al ser requeridos. Relay Texas: 711 (Voz) o 1-800-735-2989 (TTY)