



DECEMBER LABOR MARKET REVIEW

Table of Contents:


Page 2 - Board of Directors

Page 4 - Highlights of the Labor Force

Page 5 - Unemployment Claimants

Page 7 - Employment by Sectors

Page 18 – W.E. at Work



BOARD OF DIRECTORS
WORKFORCE SOLUTIONS BORDERPLEX

BOARD CHAIR

Frank Spencer III, *Private Sector*

VICE CHAIR

Bobby Blanco, *Private Sector*

Armando Aguirre, Ed.D., *Public Education*

Robert Alcalá, *Vocational Rehabilitation*

Dr. Carlos Amaya, *Adult Basic Education*

Satish Bhaskar, *Public Assistance*

Ruben Chavez, *Private Sector*

Chrystal Davis, *Community-Based Organization*

Dan Dunlap, *Private Sector*

Ernestina Fauntleroy, *Private Sector*

Eduardo Garcia, *Economic Development*

Art Garza, *Private Sector*

Bobby Gear, Jr., *Public Employment*

Carlos Hernandez, *Education*

Christina Gonzalez, *Private Sector*

Leonard Goodman, *Private Sector*

Randall Kinzie, *Private Sector*

Ruby Maldonado, *Private Sector*

Mary Jo Ochoa-Hernandez, *Literacy Council*

Emma Schwartz, *Private Sector*

Mica Short, *Community-Based Organization*

Ruben Torres, *Private Sector*

Adam Valdez, *Organized Labor*

Melissa Zamora, *Private Sector*



BOARD OF DIRECTORS WORKFORCE SOLUTIONS BORDERPLEX



To our members,

We are pleased to present the Labor Market Review that examines how the workforce area performed during December 2023. We are incorporating unemployment insurance claimant data to provide perspective on the ongoing pandemic effect.

The information presented in this newsletter was gathered from federal and state sources and pertains to the El Paso MSA, the Workforce Solutions Borderplex region, and the City of El Paso.

We look forward to performing to your highest standards in communicating pertinent information regarding the workforce as it relates to our objectives at WSB.

If there is additional information that you would like to see presented here, please send your comments and suggestions to:

bianca.cervantes@borderplexjobs.com



WORKFORCE
SOLUTIONS BORDERPLEX



HIGHLIGHTS OF THE LABOR FORCE DECEMBER 2023

WORKFORCE SOLUTIONS BORDERPLEX



THE BORDERPLEX REGION

- THE LABOR FORCE DECREASED BY **2,832** FROM THE PREVIOUS MONTH
- THE NUMBER OF EMPLOYED INDIVIDUALS DECREASED BY **2,353** FROM THE PREVIOUS MONTH
- THE NUMBER OF UNEMPLOYED INDIVIDUALS DECREASED BY **479** FROM THE PREVIOUS MONTH

EL PASO, TX MSA

- EL PASO, TX MSA UNEMPLOYMENT WAS AT **3.9%** WITH A TOTAL OF **14,623** UNEMPLOYED INDIVIDUALS
- EL PASO, TX MSA ADDED **1,600** NONFARM JOBS SINCE DECEMBER 2022
- EL PASO, TX MSA ADDED **600** NONFARM JOBS FROM THE PREVIOUS MONTH

RURAL COUNTIES (BREWSTER, CULBERSON, JEFF DAVIS, HUDSPETH, AND PRESIDIO COUNTIES)

- THE LABOR FORCE DECREASED BY **274** FROM THE PREVIOUS MONTH
- THE NUMBER OF EMPLOYED INDIVIDUALS DECREASED BY **283** FROM THE PREVIOUS MONTH
- THE NUMBER OF UNEMPLOYED INDIVIDUALS INCREASED BY **9** FROM THE PREVIOUS MONTH

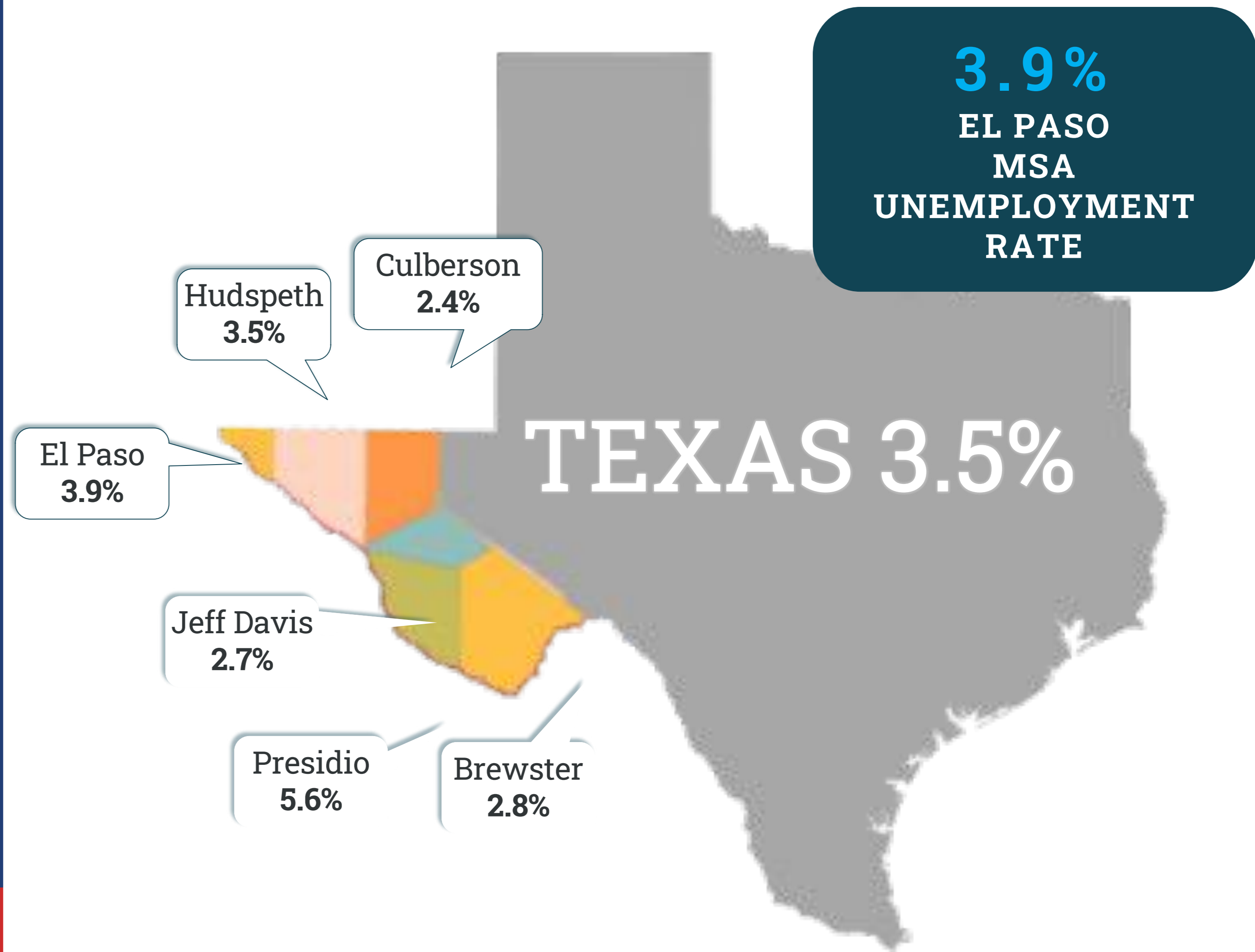
NOTEWORTHY IN DECEMBER 2023

Non-Seasonally Adjusted

WORKFORCE SOLUTIONS BORDERPLEX

		December 2023				November 2023				December 2022			
		Labor Force	Employment	Unemployment	Rate	Labor Force	Employment	Unemployment	Rate	Labor Force	Employment	Unemployment	Rate
Texas	State	15,147,835	14,619,352	528,483	3.5	15,276,313	14,741,641	534,672	3.5	14,773,939	14,260,768	513,171	3.5
El Paso	MSA	378,491	363,868	14,623	3.9	381,098	365,989	15,109	4.0	375,134	361,107	14,027	3.7
Borderplex	WDA	388,036	373,068	14,968	3.9	390,868	375,421	15,447	4.0	384,521	370,131	14,390	3.7
Brewster	County	4,371	4,249	122	2.8	4,477	4,355	122	2.7	4,261	4,143	118	2.8
Culberson	County	1,259	1,229	30	2.4	1,262	1,227	35	2.8	1,167	1,141	26	2.2
El Paso	County	376,650	362,092	14,558	3.9	379,208	364,162	15,046	4.0	373,291	359,331	13,960	3.7
Hudspeth	County	1,841	1,776	65	3.5	1,890	1,827	63	3.3	1,843	1,776	67	3.6
Jeff Davis	County	933	908	25	2.7	987	960	27	2.7	949	917	32	3.4
Presidio	County	2,982	2,814	168	5.6	3,044	2,890	154	5.1	3,010	2,823	187	6.2
El Paso	City	313,664	302,134	11,530	3.7	315,819	303,862	11,957	3.8	310,903	299,831	11,072	3.6
Socorro	City	15,731	15,037	694	4.4	15,837	15,123	714	4.5	15,557	14,922	635	4.1

NOTEWORTHY IN DECEMBER 2023



The three Super Sectors with the greatest employment for the El Paso MSA in December 2023 were:

1. Trade, Transportation, and Utilities
2. Government
3. Private Education and Health Services

These three Super Sectors represented **58%** of the total nonfarm employment.

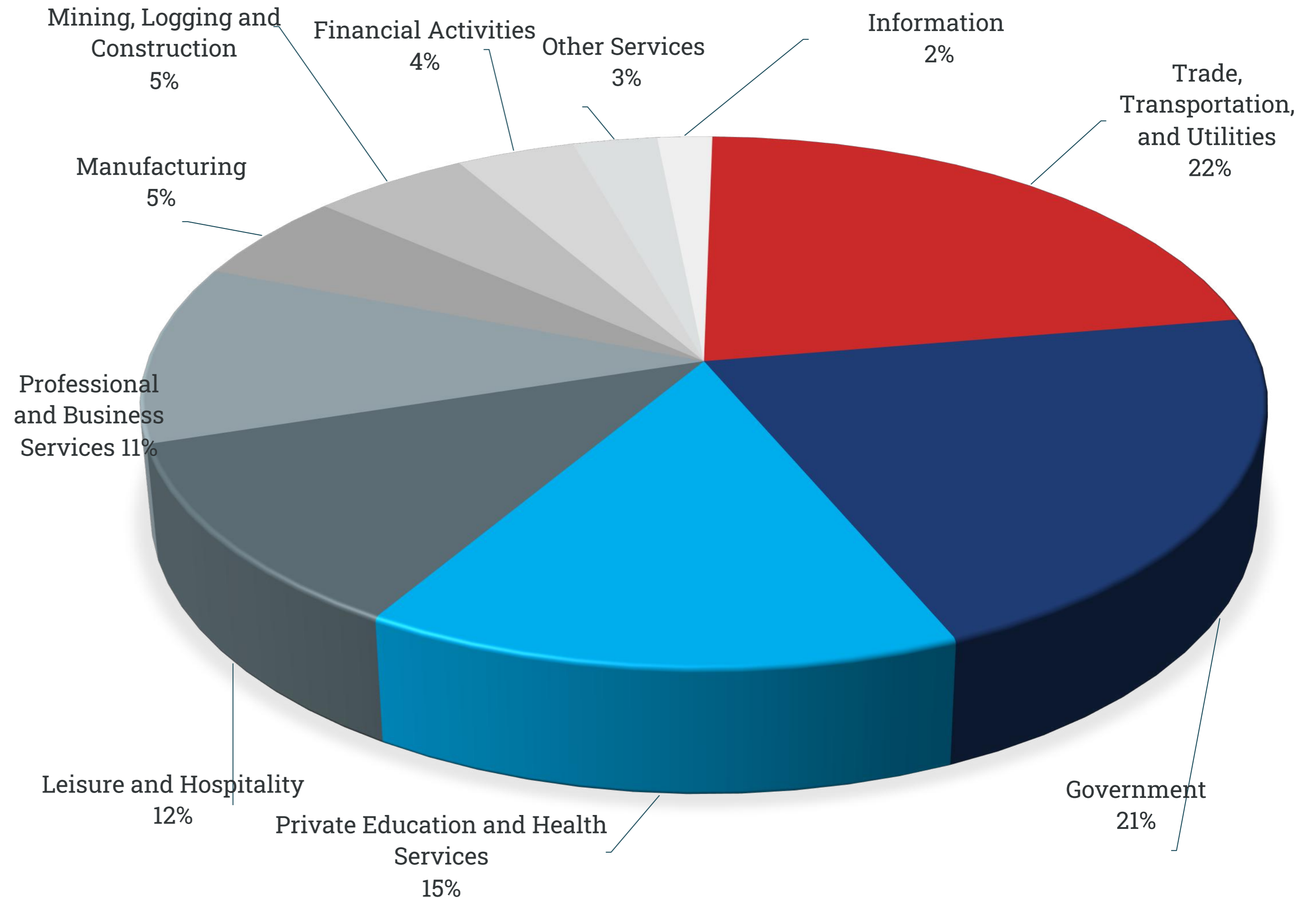
The three Super Sectors with the least employment for the El Paso MSA in December 2023 were:

1. Financial Activities
2. Other Services
3. Information

These three Super Sectors represented **9%** of the total nonfarm employment.

WHERE DO WE WORK?

WORKFORCE SOLUTIONS BORDERPLEX

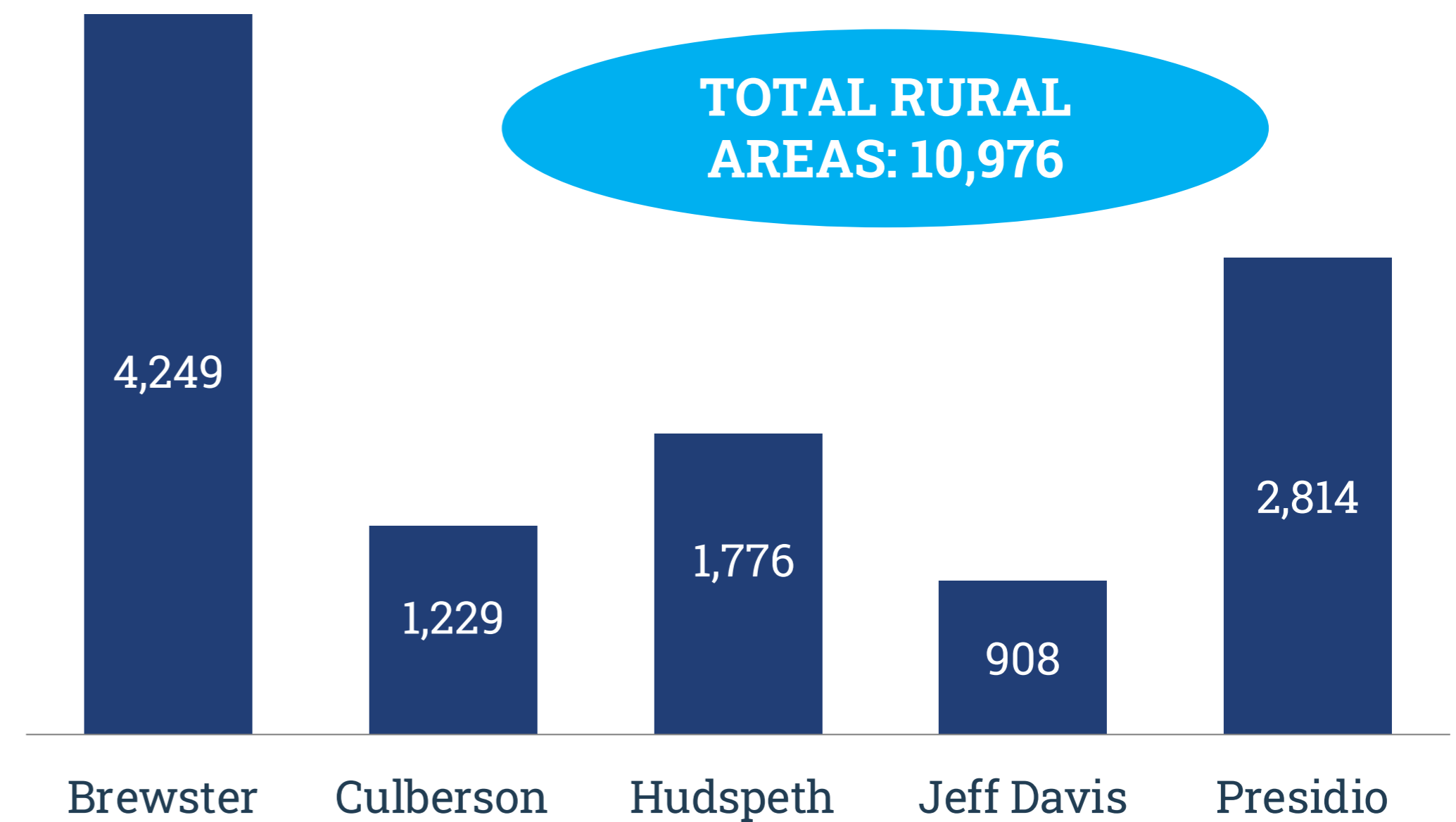
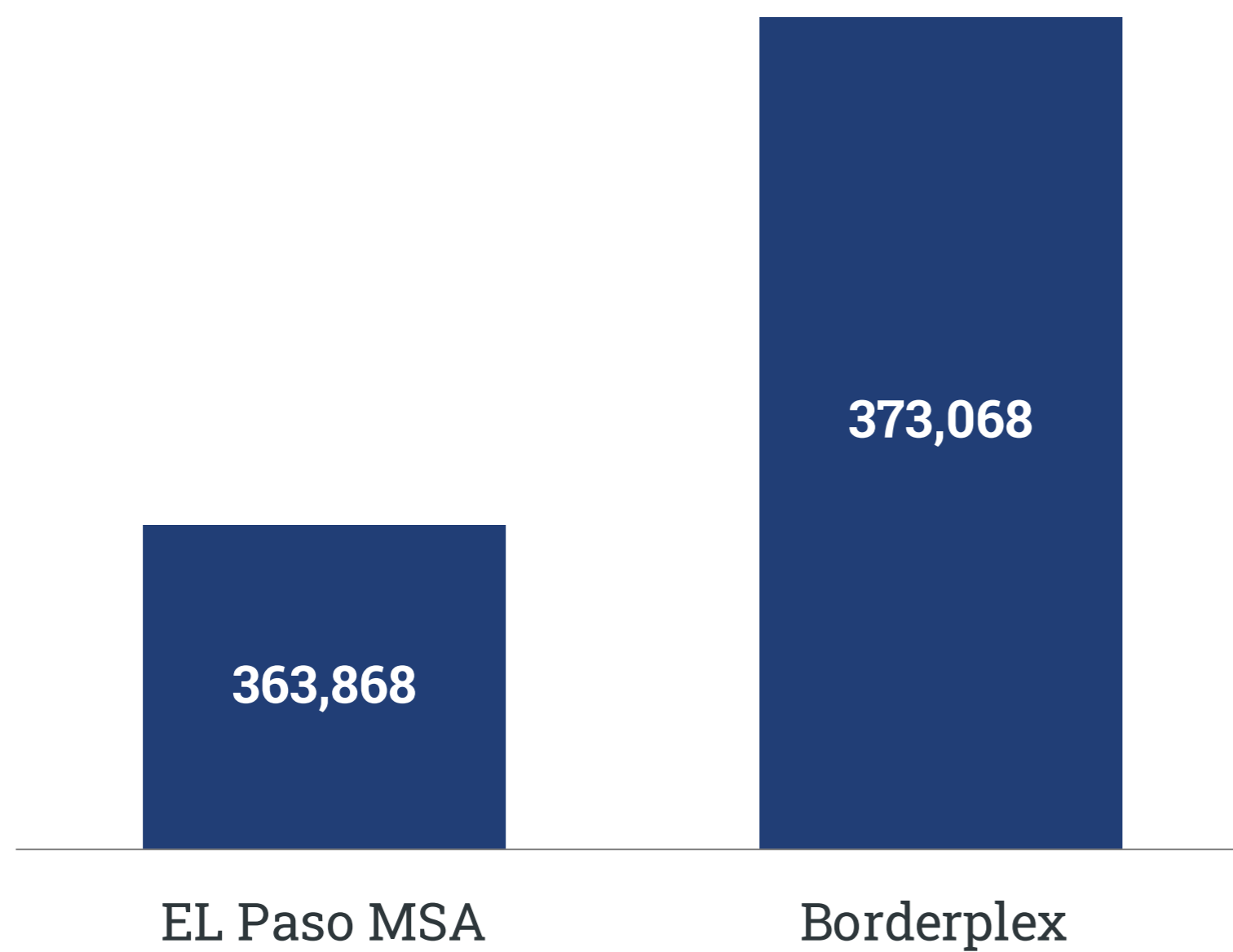




WHERE DO WE WORK?

WORKFORCE SOLUTIONS BORDERPLEX

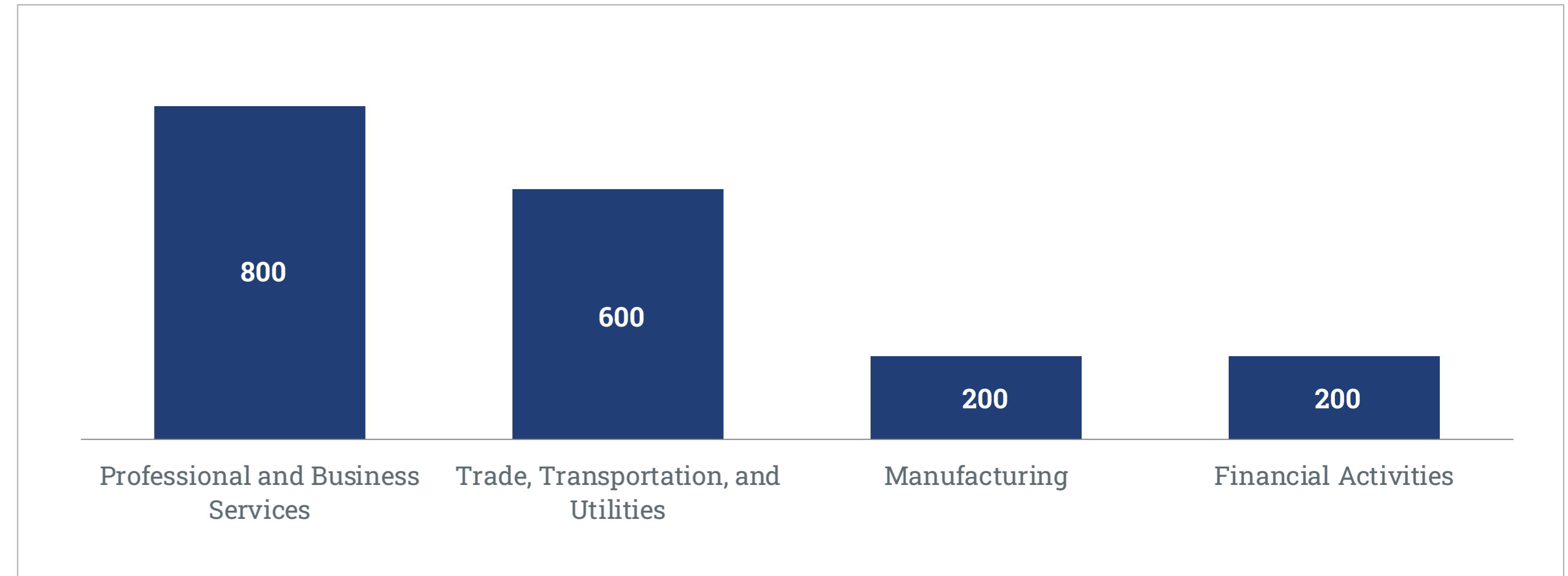
EMPLOYMENT in December 2023



WHERE DO WE WORK? (Cont.)

WORKFORCE SOLUTIONS BORDERPLEX

Industries Sectors that added jobs



Top 5 Job Postings in the El Paso, TX MSA – December 2023

Occupation	Vacancies	Median Hourly Earnings BLS 2022
Retail Salespersons	635	\$ 12.53
First-Line Supervisors of Retail Sales Workers	632	\$ 17.50
Registered Nurses	462	\$ 35.87
Fast Food and Counter Workers	350	\$ 10.07
Stockers and Order Fillers	332	\$ 14.54

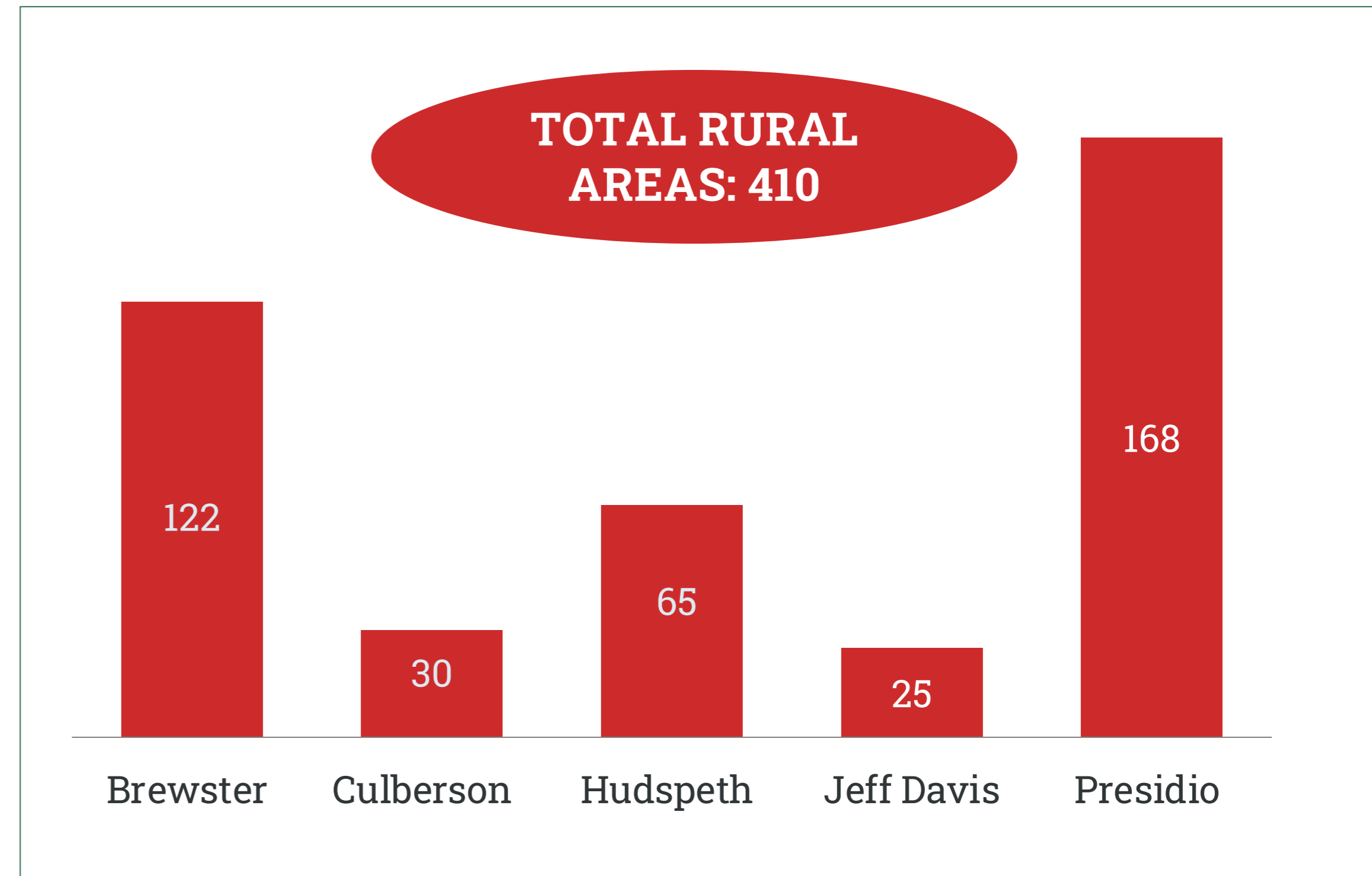
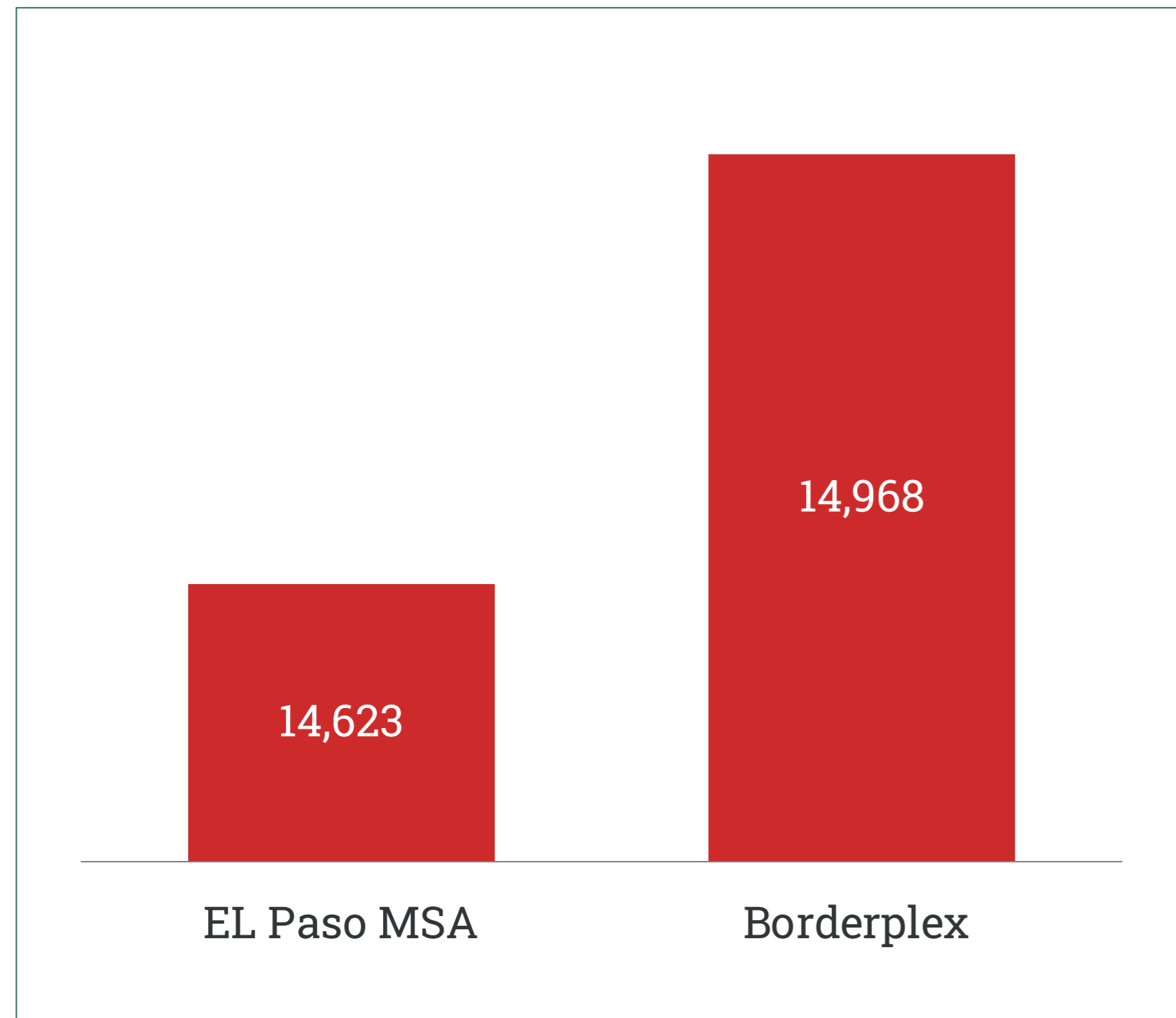
Job postings active during December 2023



WHERE ARE WE LOSING JOBS?

WORKFORCE SOLUTIONS BORDERPLEX

UNEMPLOYMENT in December 2023

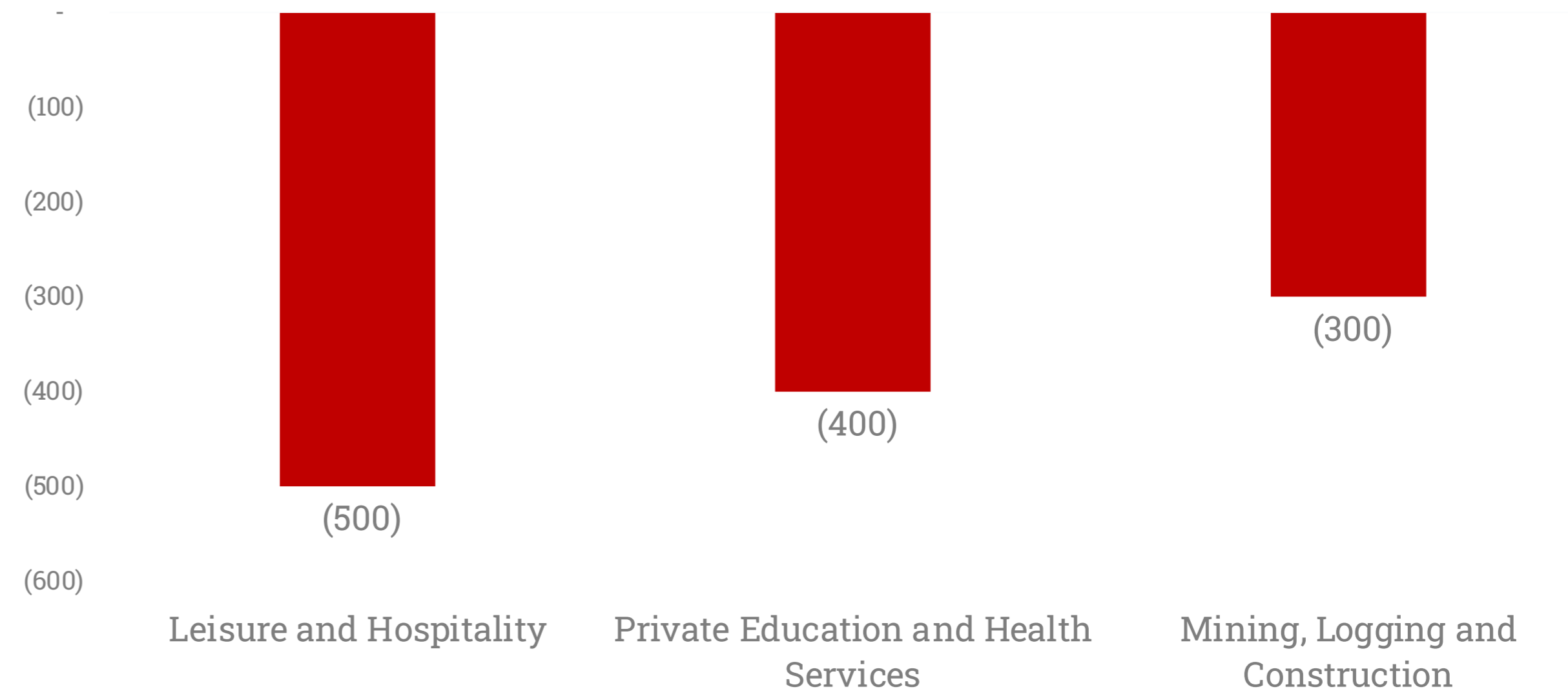


WHERE ARE WE LOSING JOBS? *(Cont.)*

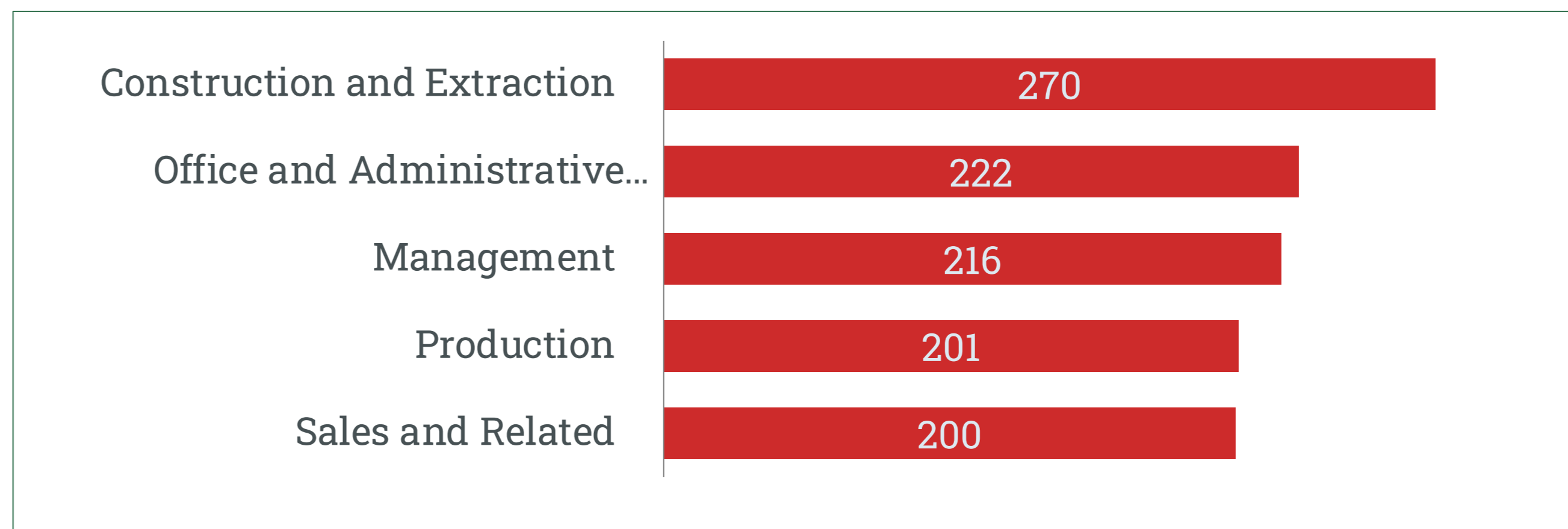
WORKFORCE SOLUTIONS BORDERPLEX



Industries Sectors that lost jobs



Top 5 Unemployment Claimants Occupations



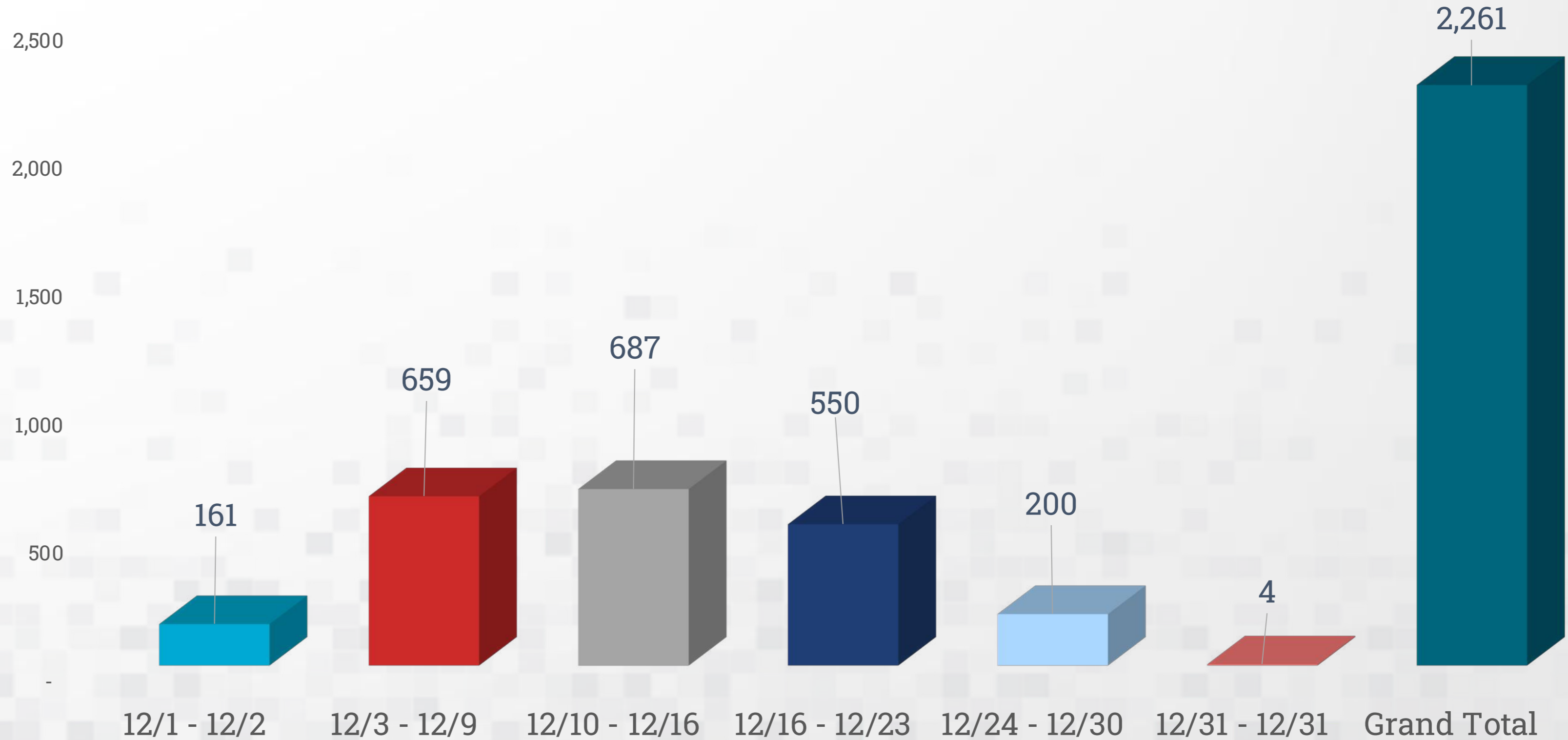
No occupation identified for 54 Active UI claimants

ACTIVE UI CLAIMANTS BY WEEK BORDERPLEX REGION

12/1 to 12/31

This report reflects the **Borderplex Region**. Including these 6 counties:

- Brewster
- Culberson
- El Paso
- Hudspeth
- Jeff Davis
- Presidio



An Active Claimant is someone who meets any of these conditions:

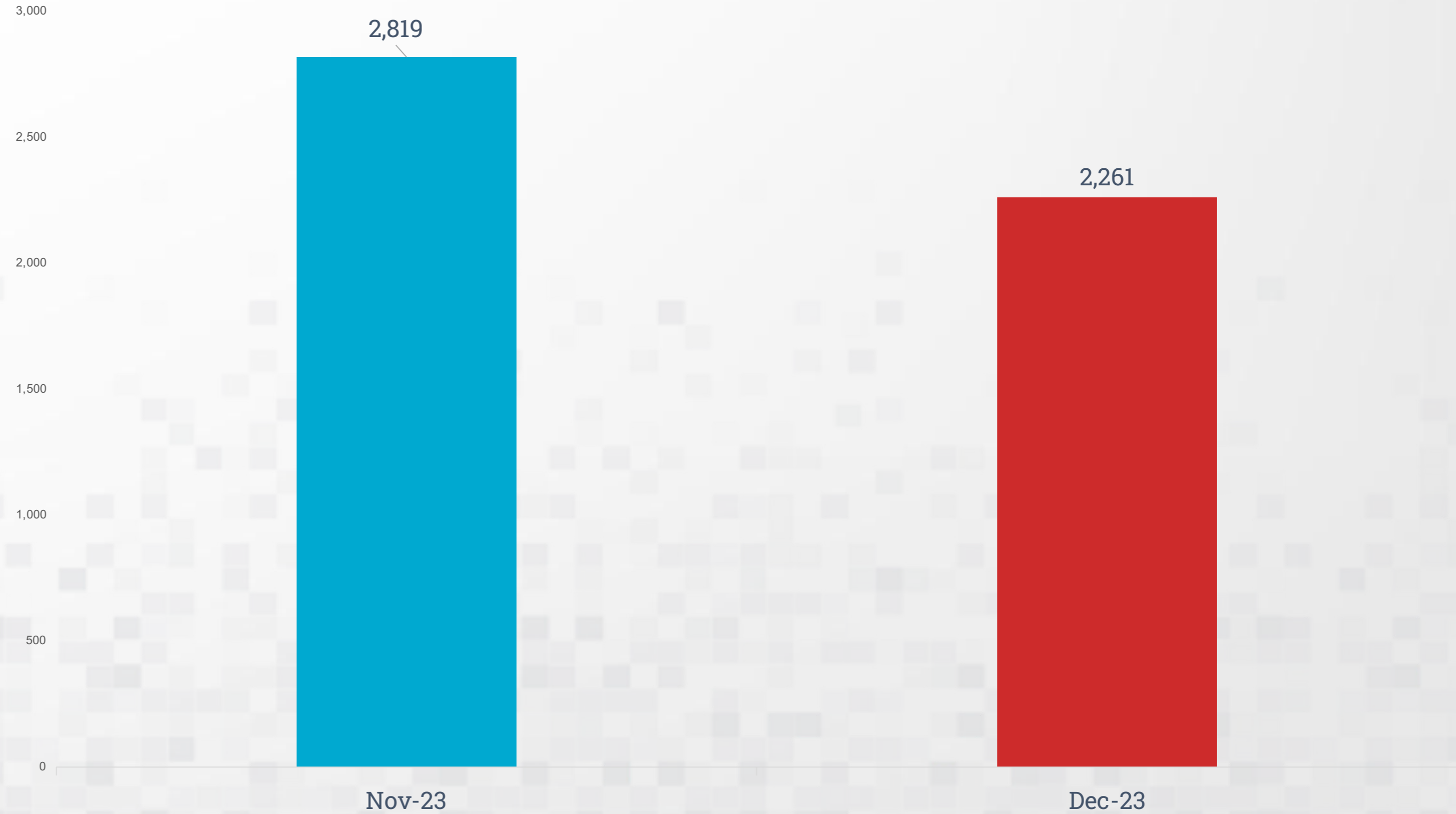
- Claimant had to have a payment within 21 days
- The most recent Claimant certified date is within 21 days
- The claim status date is within 28 days

Unemployment Insurance Claimant Data

This comparison report reflects the entire Borderplex region, including the following 6 counties:

- Brewster
- Culberson
- El Paso
- Hudspeth
- Jeff Davis
- Presidio

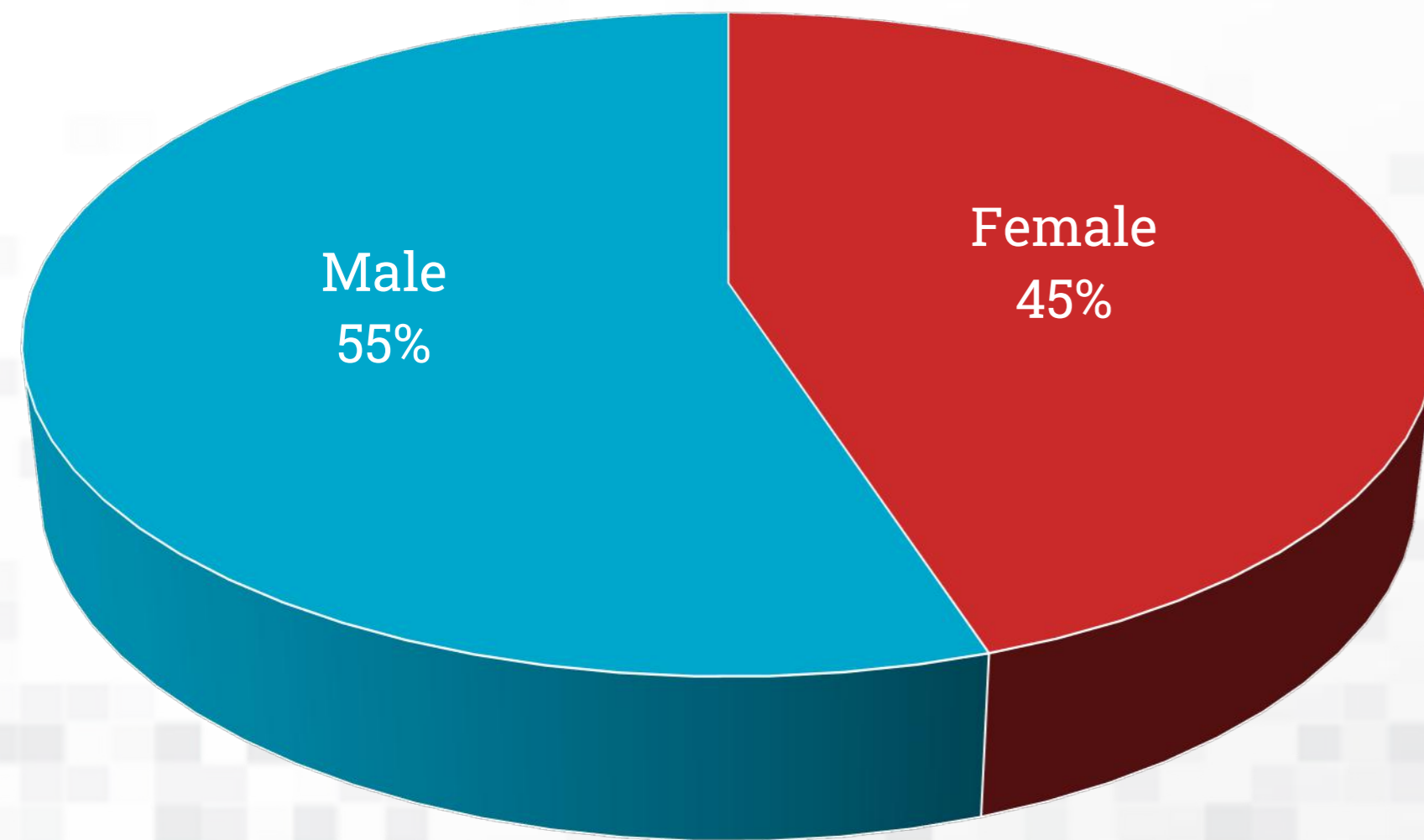
UI CLAIMANTS BY MONTH



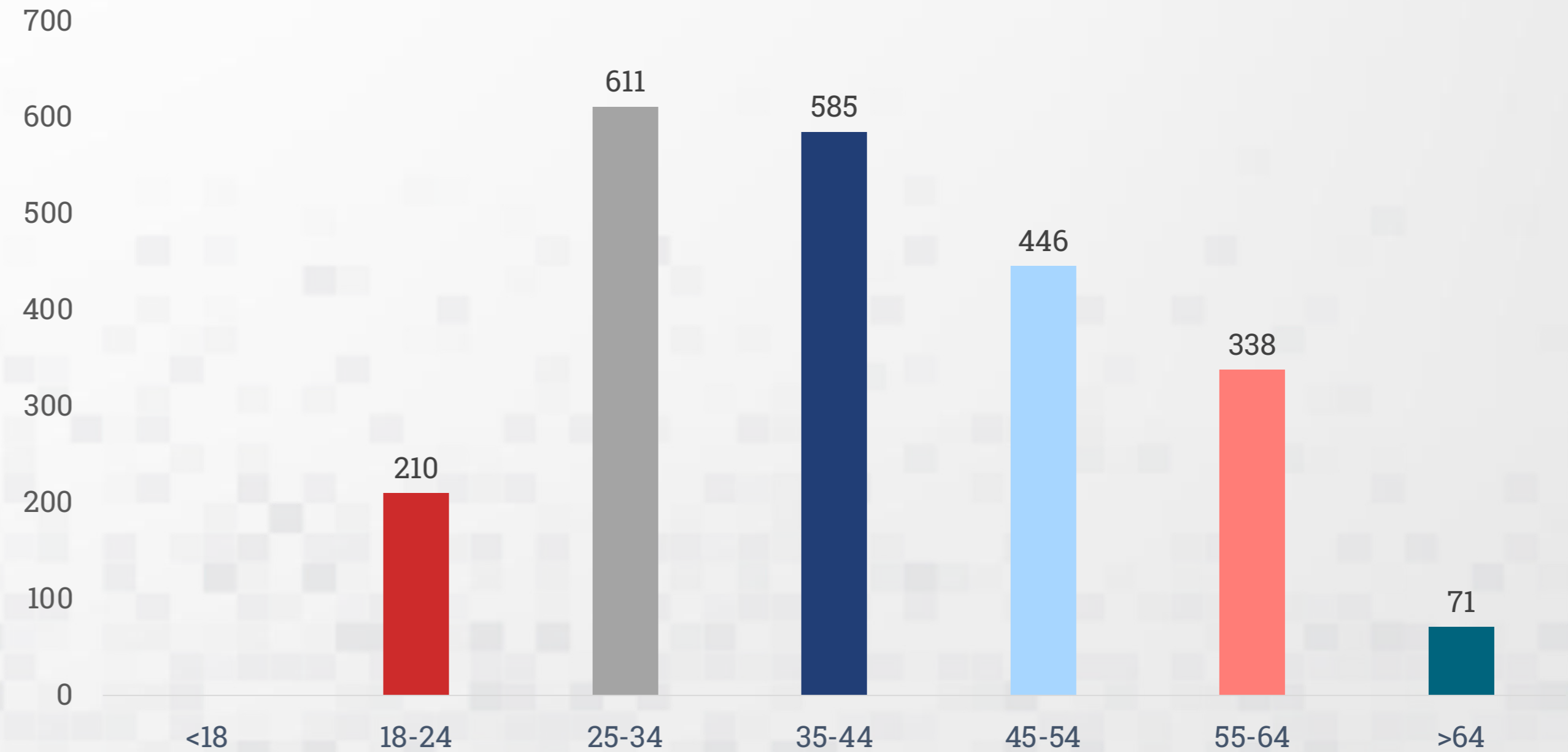
ACTIVE UI CLAIMANTS BORDERPLEX REGION

12/1 to 12/31

Gender



Age

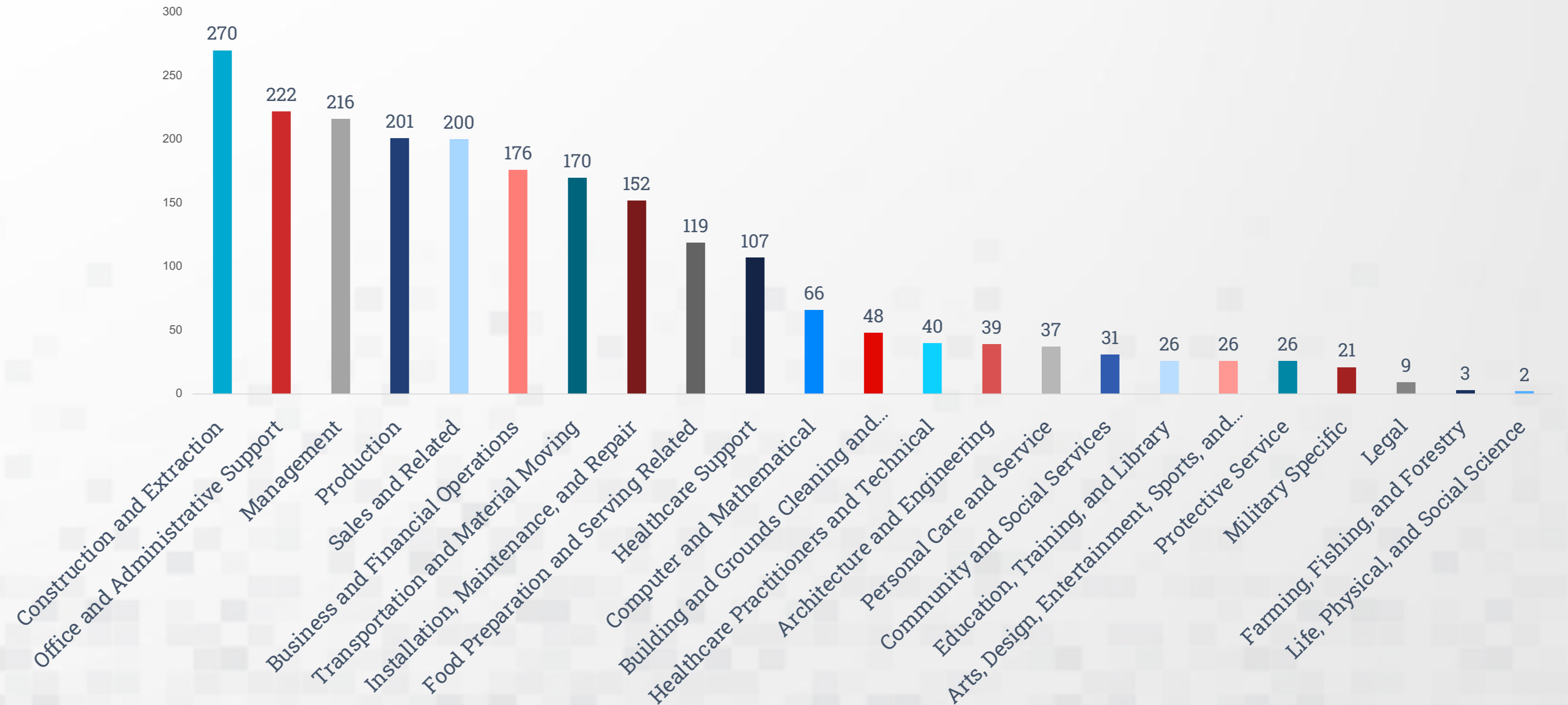
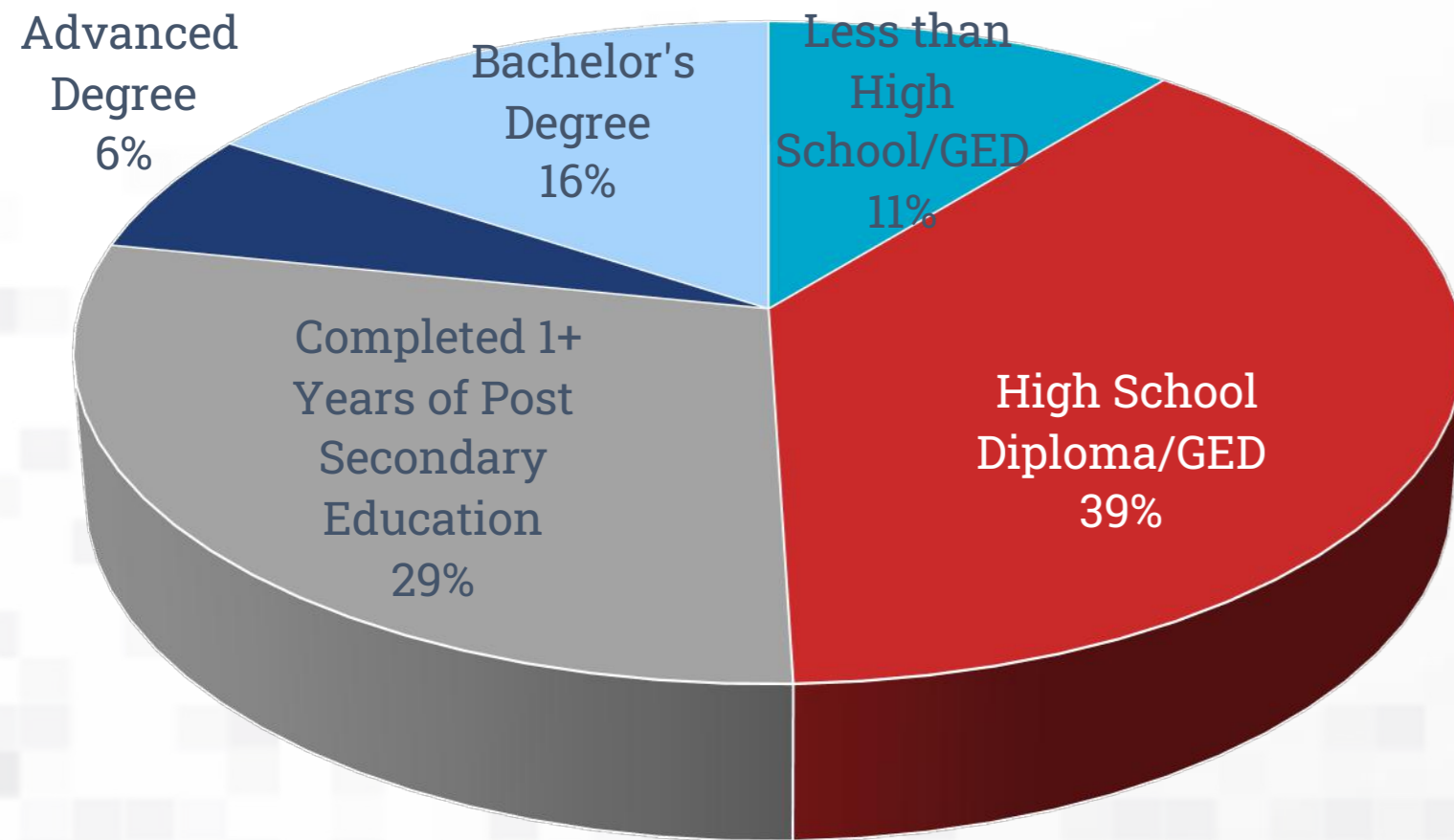


An Active Claimant is someone who meets any of these conditions:

- Claimant had to have a payment within 21 days
- The most recent Claimant certified date is within 21 days
- The claim status date is within 28 days

ACTIVE UI CLAIMANTS BORDERPLEX REGION

12/1 to 12/31



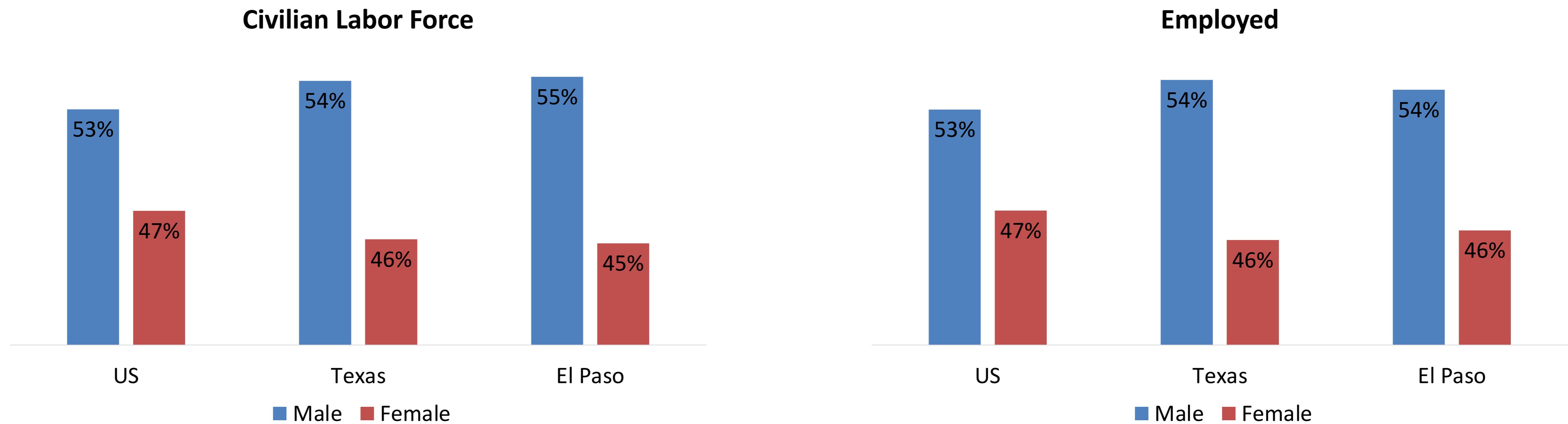
No occupation identified for 54 Active UI claimants

An Active Claimant is someone who meets any of these conditions:

- Claimant had to have a payment within 21 days
- The most recent Claimant certified date is within 21 days
- The claim status date is within 28 days



In El Paso, Texas, as well as nationally, the civilian labor force is predominantly composed of men. Within this group, women are less likely to be employed compared to their male counterparts.



WSB addresses the gender equity and wage gap by providing new initiatives tailored to assist women in succeeding in the workforce. We offer resources such as childcare, training assistance and job search assistance, among others. If you are interested in these or any other of our services, feel free to fill out [this form](#) and a WSB member will contact you soon.



A proud partner of the
americanjobcenter
network

Sources

Labor Market & Career Information, Texas Workforce Commission January 2024, JobsEQ January 2024, Bureau of Labor Statistics May 2022, Census 2022

To access previous reports, please visit the Workforce Trends and Data section of our website:

<http://www.borderplexjobs.com/regional-statistics/workforce-trends-and-data>

Funded by all or in part of, the Department of Labor/ETA WIOA Formula Grants and Wagner-Peyser; the Department of Health and Human Services TANF and Childcare Development Fund; and the Food and Nutrition Service SNAP Employment & Training.”

Equal Opportunity Employer/Program. Auxiliary aids and services are available upon request to individuals with disabilities. Relay Texas: 711 (Voice) or 1-800-735-2989 (TTY).

Igualdad de oportunidades de Empleo/Programas. Equipo auxiliar y servicios de apoyo están disponibles para personas con discapacidad al ser requeridos. Relay Texas: 711 (Voz) o 1-800-735-2989 (TTY)