

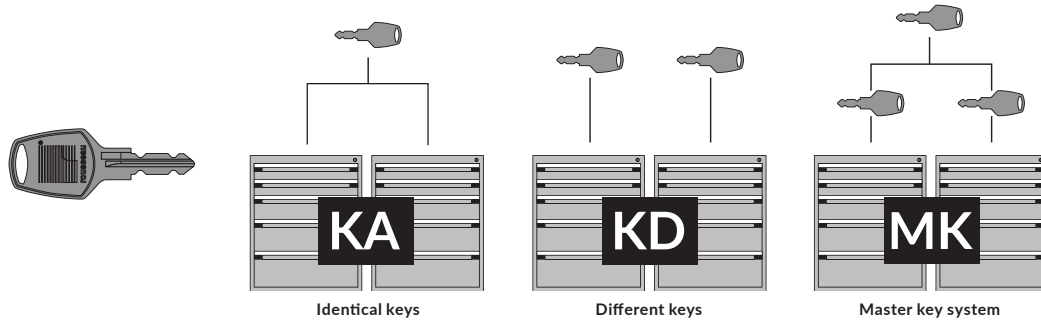
L3 KEY LOCK

L3 KEY LOCKS

To ensure your work tools remain safe and secure, it's important to be able to lock your storage solutions when required. We have several key management options for different scenarios. For example, for ease of use, you may want the same key to open any unit; or perhaps, for extra security, you require different keys for each unit; or maybe you want different access levels based on seniority. For our L3 lock and key system we have three management types: identical keys (KA), different keys (KD) and a master key system (MK).



FOR ALL PRODUCTS AND COMPONENTS WITH LOCKS, SPECIFY THE TYPE OF KEY REQUIRED: KA, KD OR MK.



REPLACEMENT PARTS

COMPLETE MECHANISMS

RB00-DDHHL3	R Drawer Cabinet (RA30)	HA48-L3	R Drawer and Multi-Drawer Housing (RA30 / RA35)
RB01-WWDDHHL3	Multi-Drawer Housing (RA35)	HA48-L3	R2V Vertical Drawer Housing (RL29 / RL30)
RB03-DDHHL3	Multi-Drawer Housing for 2 Users (RA34)	HA40-L3	R Vertical Security Bar (RB10 / RE80)
RL00-WWDD L3	R2V Vertical Drawer Housing (RL30)	HA42-L3	RB30 / RD10 less than 18"H
RL02-WWDD L3	R2V Housing for 2 Users (RL29)	HA42-L3	Door (RD31)
LB00-DDHHL3	L Drawer Cabinet (LA30)	HA39-L3	R and E Doors (RB50 / RB51 / RB55 / RB56 / RB33 / RB39)

DRAWER LOCK-IN MECHANISMS

RY08-LLA	Integrated Lock-In Mechanism	HA64-L3	R and E Doors (RB61 / RB62 / RB43 / RB66 / RB67 / RB49 / RB75 / RB76 / RB79)
RY01-A	Right Endcap (A)	HA64-L3	R and E Doors (RD12 / RD13 / RD14 / RD17 / RD18 / RD19)
RY01-B	Econo Lock-In Mechanism	HA64-L3	SH Doors (SH41 / SH43 / SH44 / SH5A / SH91 / SH93 / SH94)
RY48-A	R2V Integrated Lock-In Mechanism	HA41-L3	Sloped Top (RC30)
RY01-L3	R Drawer Lock	HA51-L3	RV Drawer (RV31 / RV32)
RY01-L3	Endcap with Rousseau Lock R Drawer (RF31) *the entire endcap must be changed	HA59-L3	Flipper Door (RD20)
RY01-L3A	Endcap with Rousseau Lock and Integrated Lock-In R Drawer (RF31) *the entire endcap must be changed	HA59-L3	Upper Storage Cabinet Door (RD20)
RY01-L3B	Endcap with Rousseau Lock and Econo Lock-In R Drawer (RF31) *the entire endcap must be changed	HA59-L3	Flipper Door (SH85)

LOCKS

HA52-L3	L Drawer Housing (LA30)	HA99-L3	Central Barrel Only
HA54-L3	L Vertical Security Bar (LB10)	HA44-L3	VTZ Drawer (NC60)
HA49-L3	L Door (LB30)	RY63-L3	TekZone Door (RH06 manufactured before October 2018)
HA51-L3	L Drawer (LF31)	HA72-L3	TekZone Door (RH06 manufactured after October 2018)
HA51-L3	ElevaTek Unit Drawer (ED79)		
HA33-L3	Multi-Drawer Housing for Two Users (RA29 / RA34)		

KEYS

HA-73700003-OP	User Key
HA-73700003-MKR1	R1 Master Key
HA-73700003-MKR2	R2 Master Key
HA-73700003-MKR3	R3 Master Key
HA-73700003-CK	Change Key

LP SAFETY HASP

A padlock and hasp is a versatile locking solution that works well in many different environments, such as workshops, warehouses and industrial installations. Thanks to its flexible design, users can choose their own padlock, which makes it easy to manage access without needing special keys. If the means to unlock is lost or forgotten, the padlock can just be replaced rather than changing the whole lock, ensuring constant security.



USE

LATCH LOCKED

When the latch is in the locked position, the mechanism prevents the drawers, door and security bar from opening, but it does not provide fully secure locking.

LATCH UNLOCKED

When the latch is in the unlocked position, all components can freely open without any locking restrictions.

LOCKED WITH A PADLOCK

Adding a padlock fully secures the drawers, door and security bar.



NOTES: The images are provided for illustrative purposes only. The locked and unlocked positions can vary depending on the product.

The shackle of the padlock must have a diameter between $\frac{3}{32}$ " and $\frac{5}{16}$ ".



REPLACEMENT PARTS

COMPLETE MECHANISMS

RB00-DD HH LP	R Drawer Cabinet (RA30)
RB01-WWDD HH LP	Multi-Drawer Housing (RA35)
RB03-DD HH LP	Multi-Drawer Housing for 2 Users (RA34)
RL00-WWDD LP	R2V Vertical Drawer Housing (RL30)
LB00-DD HH LP	L Drawer Cabinet (LA30)

LOCKS

HA52-LP	L Drawer Housing (LA30)
HA54-LP	L Vertical Security Bar (LB10)
HA49-LP	L Door (LB30)
HA33-LP	Multi-Drawer Housing for Two Users (RA29 / RA34)
HA48-LP	R Drawer and Multi-Drawer Housing (RA30 / RA35)
HA48-LP	R2V Vertical Drawer Housing (RL29 / RL30)
HA40-LP	R Vertical Security Bar (RB10 / RE80)
HA42-LP	RB30 / RD10 less than 18"H
HA42-LP	Door (RD31)
HA64-LP	R and E Doors (RB61 / RB62 / RB43 / RB66 / RB67 / RB49 / RB75 / RB76 / RB79)
HA64-LP	R and E Doors (RD12 / RD13 / RD14 / RD17 / RD18 / RD19)
HA64-LP	SH Doors (SH41 / SH43 / SH44 / SH5A / SH91 / SH93 / SH94)
HA44-LP	VTZ Drawer (NC60)

L50 DIGITAL LOCK

L50 DIGITAL LOCK

- No key required
- Up to 20 different users can be programmed
- 4-8 digit access codes



WATCH THE PRESENTATION AND THE TUTORIAL VIDEO



UNLOCKING

A visual indicator tells you when the cabinet is unlocked



TO UNLOCK

Enter the code
Press "Enter"
Turn the lever



CANCEL

To start over during entry
press "Delete"



INDICATOR LIGHTS

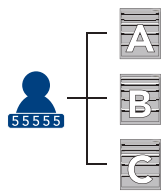
Flashing lights indicate whether correct or incorrect code has been entered



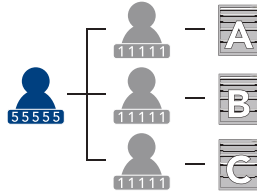
BATTERIES

- Secure and easy-access compartment contains two AAA batteries
- An indicator light tells you when to change the batteries

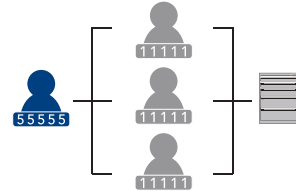
VARIOUS WAYS TO MANAGE ACCESS



1 owner with access



1 owner, 3 users with 3 different access rights



1 owner, 3 users with 1 shared access right

REPLACEMENT PARTS

COMPLETE MECHANISMS

RB00-DDHH L50	R Drawer Cabinet (RA30)
RB01-WWDDHH L50	Multi-Drawer Housing (RA35)
RB03-DDHH L50	Multi-Drawer Housing for 2 Users (RA34)
RL00-WWDDL50	R2V Vertical Drawer Housing (RL30)
LB00-DDHH L50	L Drawer Cabinet (LA30)

LOCKS

HA52-L50	L Drawer Housing (LA30)
HA49-L50	L Door (LB30)
HA33-L50	Multi-Drawer Housing for Two Users (RA29 / RA34)
HA48-L50	R Drawer and Multi-Drawer Housing (RA30 / RA35)
HA48-L50	R2V Vertical Drawer Housing (RL29 / RL30)
HA64-L50	R and E Doors (RB61 / RB62 / RB43 / RB66 / RB67 / RB49 / RB75 / RB76 / RB79)


HA64-L50	R and E Doors (RD12 / RD13 / RD14 / RD17 / RD18 / RD19)
HA64-L50	SH Doors (SH41 / SH43 / SH44 / SH5A / SH91 / SH93 / SH94)
HA59-L50	Flipper Door (RD20)
HA59-L50	Upper Storage Cabinet Door (RD20)
HA59-L50	Flipper Door (SH85)
RY63-L50	TekZone Door (RH06 manufactured before October 2018)
HA72-L50	TekZone Door (RH06 manufactured after October 2018)
RY50-L50	R Doors (RB61 / RB62 / RB43)
RY51-L50	R Doors (RB66 / RB67 / RB49)
RY52-L50	R Doors (RB75 / RB76 / RB79)
RY56-L50	R and E Doors (RD12 / RD13 / RD14)
RY57-L50	R and E Doors (RD17 / RD18 / RD19)
SY50-L50	SH Doors manufactured after March 2019

L100 SMART LOCK

- Handy unlocking via a transponder or smartphone
- Easy lock and access rights management via a mobile app or the web
- Detailed access history logs for administrators
- Protection against dust and water sprays (certified IP53)
- Long-life batteries and easy to replace


LOCKING

To lock, turn the knob to its original position.



UNLOCKING

To unlock, turn the knob clockwise.



INDICATOR LIGHTS

The LED lights show the battery life remaining, lock state, (locked/unlocked), errors (if applicable), and more.



BATTERIES

- LED lights show current battery life.
- Lock is shipped with two AAA batteries.
- Battery life varies depending on the type of batteries used (lithium batteries recommended).
- Batteries can be easily replaced without unmounting the lock.



WATCH THE PRESENTATION VIDEO



WATCH THE TUTORIAL VIDEO




NFC TRANSPONDERS

The NFC transponder is an ideal alternative to smartphone access.

It is a physical object, doesn't need batteries and can be easily added to a key ring. In addition, the very short range of NFC transponders means they are very secure.



- Only Rousseau transponders are recommended for use with the L100 lock
- Also allows users with transponders and users with smartphones to all have access to the same lock

 NFC transponders are not included with the lock. They must be ordered separately (pack of 5), see page 356.

SMARTPHONE AND TAPKEY APP

A smartphone is required for activating the lock and managing access rights.

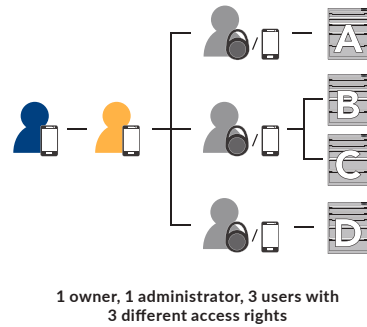
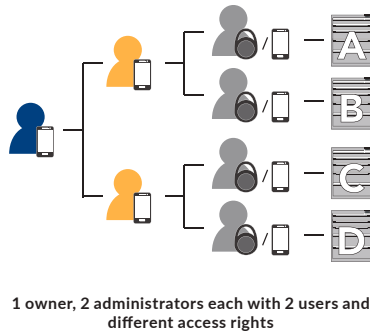
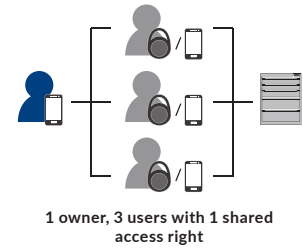
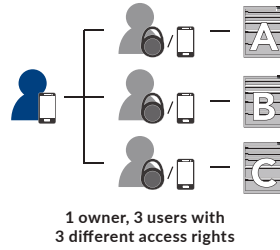
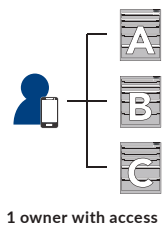
The TAPKEY app allows users to unlock the lock. The lock owner can also use it to add users and send opening permissions (access rights) to other users (smartphones or NFC transponders).

- Five (5) free users
- Option to add users (\$)
- App available on iOS 11 and later versions and on Android 5.1 and later versions



L100 SMART LOCK

VARIOUS WAYS TO MANAGE ACCESS



REPLACEMENT PARTS

COMPLETE MECHANISMS

RB00-DDHHL100	R Drawer Cabinet (RA30)
RB01-WWDDHHL100	Multi-Drawer Housing (RA35)
RB03-DDHHL100	Multi-Drawer Housing for 2 Users (RA34)
RL00-WWPPL100	R2V Vertical Drawer Housing (RL30)
LB00-DDHHL100	L Drawer Cabinet (LA30)

HA59-L100	Flipper Door (RD20)
HA59-L100	Upper Storage Cabinet Door (RD20)
HA59-L100	Flipper Door (SH85)
RY63-L100	TekZone Door (RH06 manufactured before October 2018)
HA72-L100	TekZone Door (RH06 manufactured after October 2018)
RY50-L100	R Doors (RB61 / RB62 / RB43)
RY51-L100	R Doors (RB66 / RB67 / RB49)
RY52-L100	R Doors (RB75 / RB76 / RB79)
RY56-L100	R and E Doors (RD12 / RD13 / RD14)
RY57-L100	R and E Doors (RD17 / RD18 / RD19)
SY50-L100	SH Doors manufactured after March 2019

LOCKS

HA52-L100	L Drawer Housing (LA30)
HA49-L100	L Door (LB30)
HA33-L100	Multi-Drawer Housing for Two Users (RA29 / RA34)
HA48-L100	R Drawer and Multi-Drawer Housing (RA30 / RA35)
HA48-L100	R2V Vertical Drawer Housing (RL29 / RL30)
HA64-L100	R and E Doors (RB61 / RB62 / RB43 / RB66 / RB67 / RB49 / RB75 / RB76 / RB79)
HA64-L100	R and E Doors (RD12 / RD13 / RD14 / RD17 / RD18 / RD19)
HA64-L100	SH Doors (SH41 / SH43 / SH44 / SH5A / SH91 / SH93 / SH94)

TRANSPONDERS

HA-L100	Pack of five (5) NFC transponders
---------	-----------------------------------



NFC transponders are not included with the lock. They must be ordered separately (pack of 5).



DISTINCTIVE FEATURES

- The two-user option lets you create separate access for individual users within the same cabinet
- Designed for Multi-Drawer Cabinets and R2V Vertical Drawer Cabinets
- Widths available: 48" and 60"



L3 Lock

LP Lock



L50 Lock

L100 Lock



LOCK-IN MECHANISM

Each vertical drawer includes a mechanism to stop the drawer from opening on its own

INDIVIDUAL LOCK FOR USER 1 AND 2



RL-XHG76D004NP

SECURITY PANELS

Blocks access between two banks of drawers



RF91



RF92



RL91

NOTE: NFC transponders are not included with the L100 smart lock, they must be ordered separately (pack of 5). See page 356.

HERE ARE SOME PRECONFIGURED MODELS



W×D×H

48"×27"×42"

R6KHG-3802S



W×D×H

48"×27"×76"

RL-XHG76D002NS



W×D×H

48"×27"×76"

RL-XHG76D004NS

R2V VERTICAL HOUSING



- An RL91 security panel must be ordered to separate the drawers when changing users

PRODUCT NO.	W × D
RL29-4827__-L3_	48" × 27"
RL29-6027__-L3_	60" × 27"

NOTES: Complete the product number with the cabinet height: **34"** or **38"**.
For an electronic lock, replace L3 with **L50**.
For a smart lock, replace L3 with **L100**.
For a One-Drawer-at-a-Time mechanism, add **A** to the end of product number.

MULTI-DRAWER HOUSING



- RF91 and RF92 security panels must be ordered to separate full-width drawers and banks of drawers

PRODUCT NO.	W × D
RA34-4827__-L3_	48" × 27"
RA34-6027__-L3_	60" × 27"

NOTES: Complete the product number with the cabinet height: **28"**, **30"**, **34"**, **38"**, **44"** or **58"**. The height excludes the 4" H base.
An RA45 partition and RA46 cross tie must be ordered.
For an electronic lock, replace L3 with **L50**.
For a smart lock, replace L3 with **L100**.
For a One-Drawer-at-a-Time mechanism, add **A** to the end of product number.

NOTES: Only the housing needs to be ordered for two users; the drawers and other accessories are the same as single-user access.
Two-user access cannot be added to an RA30, RA35 or RL30 cabinet.