



**NEW
PRODUCT
LIFT
ELECTRIC
DESKS**

Term 3 2024
Online Edition

Contact us for
pricing or a quote



**NEW
PRODUCT**
ViewBoard®
Interactive
Displays



What's Inside

School Tables and Desks
(NEW Lift Electric Desks)

Educational Units

ViewBoard® Interactive Displays
(NEW)

Whiteboard Cabinets

Chairs and Stools

Storage and Display Solutions



educated
furniture
built for learning

NEW
product

(SKU: 880)

Lift Electric Desks

Elevate your work experience.

Design your desk
to suit your needs!
Choose your frame
colour, desk size,
top shape and top
finish

Introducing our new Lift Electric Desks, designed to elevate your work experience to new heights. Featuring smooth, whisper-quiet electric motors, our Lift Electric Desks adjust to your desired height with just the touch of a button, allowing you to effortlessly transition between sitting and standing positions throughout your workday.

Uniquely customisable, you have the flexibility to design the Lift Desk to look exactly how you want it. Choose from three frame colours and a range of sizes, then choose the top shape, top finish and the addition of any cable ports and cable ways. A truly tailor-made electric desk like no other on the market.

Specifications

- Load capacity of 100kgs
- Dual drive electric motors
- Anti-collision function
- 700-1200mm electric height adjustment
- Memory settings to save 4 different heights
- Choose your size from 1200x600 to 1800x800 and everything in between
- 25mm Melteca top in desired shape and finish
- Frames available in White, Grey and Black
- 5 year warranty
- NB: Basic assembly is required or contact us for on-site assistance



Frame Coloure Options



White



Grey



Black

Top Shape Options



Straight Desk

Lengths: 1200, 1600, 1800L
Depths: 600, 700, 750, 800D



Contour Desk

Lengths: 1600, 1800L
Depths: 600, 700, 750, 800D



Curve Desk

Lengths: 1200, 1600, 1800L
Depths: 800



Oval End Desk

Lengths: 1200, 1600, 1800L
Depths: 600, 700, 750, 800D

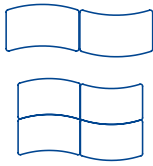


School Tables and Desks

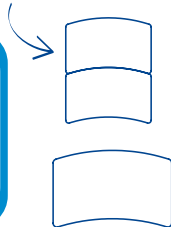
Swerve Tables

(SKU: 164)

1200L x 800D x Height
18mm Melteca tops with 2mm PVC Edges
32mm round steel legs



Versatile tables can be arranged in groups or placed as individual tables for seating 4 students



Optional Extras:

Adjustable legs - 530 | 625 | 685 | 725 mm
Tall Tables 800 and 900 high
With 4 locking castors
Heavy duty frame with 51 mm round legs

Horseshoe Tables

(SKU: 162)

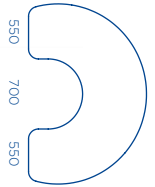
1800L x 800D x Height
18mm Melteca tops
Solid 2mm PVC Edges
32mm round steel legs



Adding a whiteboard top is a great low-tech teaching and learning tool

Optional Extras:

Adjustable legs - 530 | 625 | 685 | 725 mm
With 4 locking castors
Whiteboard tops



Wooden Pen Rail Desk

(SKU: 103)

600W x 500D top
Solid hard wood top
Comes with desk tray
Straight legs so desks can form groups
Heavy duty steel hinge with steel pivot



Option for deep or standard desk trays

Fixed Top Desk

(SKU: 105)

600W x 475D fixed top
Comes without desk tray
Frame 32mm
Straight legs so desks can form groups
Rounded corners



Option for deep or standard desk trays

Standard Heights for all Desks

Year 1-2
560mm high

Year 3-4
625mm high

Year 5-6
685mm high

Year 7-8
725mm high

Optional Extras: Add a modesty panel to the lift top, fixed top, zed desk or single desks

Single Desk

(SKU: 318)

600L x 475D fixed top
With or without desk tray
Straight legs (desks can form groups)
Round corners at front, square corners on back



Option for deep or standard desk trays

Lift Top Desk

(SKU: 102)

600 x 500 top
Comes with desk tray
Frame 32mm
Straight legs (desks can form groups)
Rounded corners rounded
Heavy duty steel hinge with steel pivot



Option for deep or standard desk trays

Double Desk

(SKU: 319)

1200L x 600D fixed top
Comes with or without desk trays
Round corners at front, square corners on back



Option for deep or standard desk trays

Straight legs so desks can be placed in groups

Study Carrels

(SKU: 299)

A - Single 800L x 600D x 400H
B - Double 1600L x 600D x 400H
200mm shelf
32mm diameter legs
Solid 2mm PVC edges
Rounded corners
Custom heights or adjustable legs also available



Perfect for students who want to work quietly on their own

A great option to have a couple of these within a large big learning space.

Omega Tables

(SKU: 168)

18mm Melteca tops
Solid 2mm PVC Edges
32mm round steel legs



Omega tables give you flexibility to change the shape to suit different tasks during the day. The Connecta table also gives you the group stand-alone table.

Optional Extras:

Adjustable legs - 530 | 625 | 685 | 725 mm
With 4 locking castors
Whiteboard tops



Year 1-6

950 Ø

A

950 Ø

B

950 - Connecta
1600 x 800

C

Year 7-13

1100 Ø

D

1100 Ø

E

1100 - Connecta
1800 x 950

F

Classroom Tables

(SKU: 85)

18mm Melteca tops or Whiteboard top with rounded corners
Solid 2mm PVC edges
32mm round steel legs

Sizes Available

800L x 600/800D
1200L x 600/800D
1600L x 600/800D
1800L x 600/800D
Or any size on request



Tables can be made with adjustable legs so heights can be changed for different age groups and activities

A staple piece of classroom furniture



Optional Extras:

Adjustable legs - 530 - 625 - 685 - 725 mm
Tall Tables 800 and 900 high
With 4 locking castors
Heavy duty frame with 51mm round legs
Other sizes available on request



Replacement Tops



Use your existing frames and refresh your school's tables with replacement tops. Available in our full range of colours/finishes, shapes and sizes

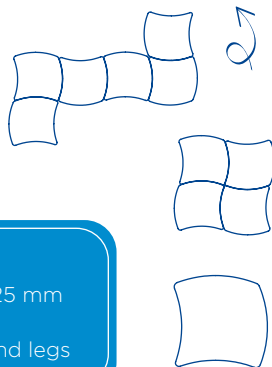


Switch Tables

(SKU: 163)

A - 800L x 800D Year 1-6
B - 1000L x 1000D Year 7-13
18mm Melteca tops
Solid 2mm PVC edges
32mm round steel legs

Switches offer lots of flexibility - working well as individual tables for four students or placed together in larger groups



Optional Extras:

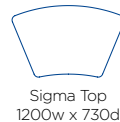
Adjustable legs - 530 | 625 | 685 | 725 mm
Whiteboard top
Heavy duty frame with 51 mm round legs



Tall Tables

(SKU: 130)

800H - Year 1-4
900H - Year 4-13
Heavy duty frame with 51mm round legs



Sigma Top
1200w x 730d



Swerve Top
1200 x 800



Rectangular Top

Perfect for students of all ages working teamed up with our Pepper Stools or MLE Stools.

Size options

1200L x 600D/800D
1600L x 600D/800D
1800L x 600D/800D
1200L x 1200D
1200L x 1800D
1200L x 2400D



(SKU: 106)

Zed Desk

Senior school desk built to last.

Our new Zed Desk is built to last and is ideal for senior classrooms where individual and collaborative learning arrangements may be needed.

With a generous work top and frame that does not protrude from the edges, Zed's can form groups or be set apart to create individual exam spaces that help minimise distractions.

Perfectly paired with our **Summit Chair** (SKU:180a) or our **En One Chair** (SKU:176)

Two top options available:

A - 600L x 600D

Standard top with rounded corners

B - 600L x 600D

B - 600L x 600D

Contour shaped top with rounded corners

Custom widths of 800L or 1200L also available



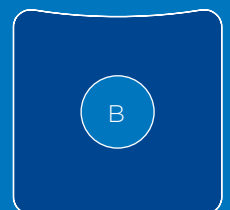

NEW product

Heavy duty powdercoated steel frame



Tops can be made in any of our colours/finishes

Generous space of 525mm between legs for chairs



Educational Units

iPad and Chromebook Storage Units

(SKU: 420)

Mount your powerpack and plugs on the back and thread the plugs through the cable port holes



Slot size for all units
260W x 35D x 250H
Maximum Height 425mm

Heavy duty castors and fully lockable

Add power boards

Includes surge protection
2 Row Unit + \$189
3 Row Unit + \$221
4 Row Unit + \$252



Laptop Storage Units (12, 15, 24 and 30 Slots)

(SKU: 400 & 401)

Holes for power cords at back
Grills for ventilation



Heavy duty locking castors bolted through base and handle on one end

Slot size for all units
395L x 395D x 50H

Add power boards

Includes surge protection
12, 15 & 24 Slot Unit + \$189
30 Slot Unit + \$221

Teacher Work Podiums

(SKU: 501)

A Drawer and Cupboard Podium

600W x 600D x 1000mm high
4 outlet power box with surge protector
Pull out shelf on heavy duty runners
1 heavy duty lockable drawer
1 lockable cupboard with 1 adjustable shelf



B Three Drawer Podium

600W x 600D x 1000mm high
4 outlet power box with surge protector
Pull out shelf on heavy duty runners
3 heavy duty lockable drawers



A



75mm heavy duty locking castors for easy movement around the classroom



B



Shaped curved top with 120mm high upstand and decorative front panel



NEW product

Sick Bay Bed

(SKU:451)

1800L x 780D x 480H
Stylish and practical sick bay bed solution that is fully mobile
Navy vinyl mattress for easy cleaning
Solid Melteca construction in your choice of colours/finishes



Three large drawers for storage

Industrial rubber wheeled castors



ViewBoard® Interactive Displays

ViewSonic® IFP50-5 Series



Connect. Collaborate. Create.

We're excited to be collaborating with ViewSonic to bring you the ViewSonic® IFP50-5 Series Interactive Displays.

Designed to help classrooms connect, collaborate and create, the newly upgraded IFP50 series of interactive displays delivers exactly what you need to drive engagement, energise and motivate students, and make teaching more fun.



Engage Skillfully

Prepare, present and participate with myViewBoard whiteboard



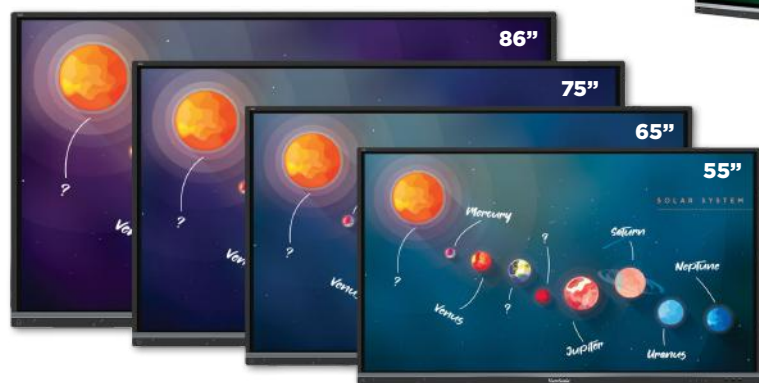
Write Smoothly

Ultra-fine Touch Technology with 40-point Touch



Connect Instantly

USB-C one cable solution



Sizes 55" - 86"

from \$3564 for the 55" excluding install and freight

to \$8520 for the 86" excluding install and freight

Get in touch with your EF Territory Account Manager for more information and to book a demonstration.

Featuring state-of-the-art touch display technology, ViewBoard interactive displays deliver an ultra-smooth, natural handwriting experience. With stunning 4K resolution, upgradeable slot-in PC options, and secure myViewBoard® software, these interactive displays offer a customisable, secure, and future-proof whiteboarding solution for any classroom or huddle space.

From the classroom to the conference room, myViewBoard empowers teachers and students like you to work, teach and learn in your own way.



Whiteboard Cabinets

Optimise your storage and make learning visible.

Find out more



Whiteboard cabinets are our speciality

Choose from a wide array of cabinet bases that include cupboards, drawers, cube crates and tote trays to enhance your unit. All upper levels have adjustable shelving, hiding behind the sliding whiteboards, making them the ultimate all-in-one storage solution and collaborative workspace. Locks can be added to all drawers, doors and whiteboards for secure storage of televisions, electronic devices and other resources.

Our sliding whiteboards feature premium quality German engineered soft closing technology, improving the safety of the user by effectively minimising the risk of crushed fingers or hands. All our whiteboards are frameless and feature a solid MDF core with high quality and durable porcelain surface and sleek handles.

Depending on the combination of units you choose, the width of your cabinet can vary between 1600mm wide (being the smallest size) to the largest option of 4800mm wide.

Our 400 deep units are all 2000mm high x 400mm deep with the interior shelves of the base unit (lower section) being 400mm deep and depth in the top section (behind the whiteboards) being 290mm deep.

We also offer 600mm deep x 2000mm high cabinets which have been designed and developed especially for STEM rooms where bulkier items may need to be stored. The interior shelves of the base cabinets (lower section) are 600mm deep and the shelving behind the whiteboards being 490mm deep.



2600W x 2000H x 400D
 2600 Whiteboards
 1 x Unit C
 1 x Unit F
 1 x Unit C
 + Tote Trays



2400W x 400D x 2000H
 2400 Whiteboards
 1 x Unit R
 1 x Unit C
 1 x Unit A
 + Tote Trays and Cube Bins

Example Whiteboard Package

3600W Whiteboards
 1 x Unit R
 1 x Unit G
 1 x Unit C
 1 x Unit I
 + Tote Trays & Cube Bins



Example Whiteboard Package

3200W Whiteboards
 1 x Unit V Cupboard
 1 x Unit B
 1 x Unit D
 1 x Unit F
 + Tote Trays & Cube Bins



Porcelain Whiteboard Standard Sizes

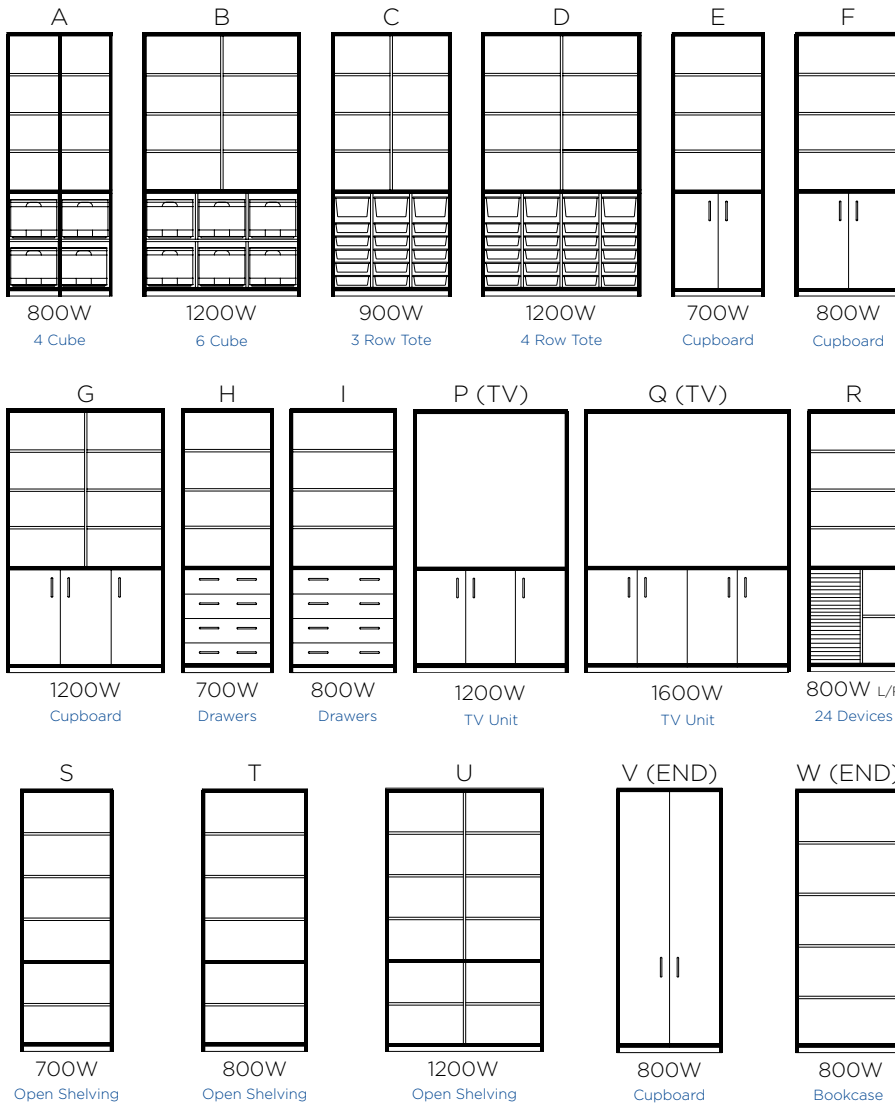
1800W x 400D x 2000H - with 2 900 x 1200 boards
 2400W x 400D x 2000H - with 2 1200 x 1200 boards
 3000W x 400D x 2000H - with 2 1200 x 1500 boards
 3600W x 400D x 2000H - with 2 1800 x 1200 boards
 4800W x 400D x 2000H - with 2 2400 x 1200 boards

Example Whiteboard Package

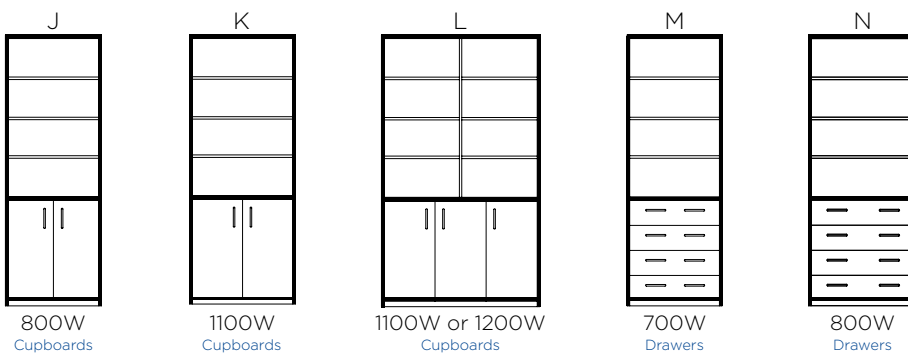
2400W Whiteboards
 1 x Unit E
 1 x Unit C
 1 x Unit A
 + Tote Trays & Cube Bins



400mm Deep Base Units



600mm Deep Base Units



Extra Options

Tote Trays

Small 400L x 270D x 75H
 Large 400L x 270D x 150H
 Grey | Red | Blue | Clear



Cube Crates

Stand alone or stack
 360L x 360D x 280H
 Clear | Blue | Grey



DQLS - Acoustics

Cabinets can also be fitted with built-in acoustic absorbent coverings that can be customised in your choice of colour, design or branding.



Locks

Add locks to whiteboards, doors and drawers for secure storage of televisions, devices and other resources

Locks on doors
 Locks on drawers
 Locks on whiteboards

NB: Trays and Cube Crates sold separately

Our Sales Team



Graham Lyons

Territory Account Manager

M 021 537 760

E graham@educatedfurniture.co.nz



Jono Mills

Territory Account Manager
 Lower North Island & Upper South Island

M 021 537 740

E jono@educatedfurniture.co.nz



Campbell Norman

Territory Account Manager

Far North & Central North Island

M 020 4068 6942

E campbell@educatedfurniture.co.nz



Jo Kingsbury

Territory Account Manager

Central & Lower South Island

M 022 398 9067

E jo@educatedfurniture.co.nz



Kirsty Hamilton

Office Administrator & Sales Support

P 09 430 8000

P 0508 645 397 (toll free)

E sales@educatedfurniture.co.nz

(SKU: 176)

EN One Chair

All you need in a chair.

Exclusive to Educated Furniture

Our very best polypropylene chair, the EN One's child friendly design offers fantastic ergonomics and all day comfort and flexibility.

It's easy to stack and can fit an incredible 21 high within a 2 meter space. The intelligent one piece form makes it simple to clean and is suitable for both indoor and outdoor use.



EN ONE3 Yrs 1 - 2
EN ONE4 Yrs 3 - 4
EN ONE5 Yrs 5 - 6
EN ONE6 Yrs 7 - 13

Contact us for a quote!

E sales@educatedfurniture.co.nz

P 0508 645 397



Find out more

Huge 21 year warranty

100% recyclable

Weight limit of 150kg

Exceptional ergonomics

Lightweight, durable and stackable up to chairs 21 high

Chairs and Stools

Pepper Stool

(SKU: 124)

With a contoured polypropylene seat, solid steel frame and plenty of colours to choose from, the Pepper Stool is sure to be a great addition to your classroom.

With three height options to choose from the Pepper Stool also caters to students from Year 1 through to Year 13.



Envy Chair

(SKU: 234)

Polypropylene Seat
Quality chrome plated tubular frame
Free trolley with every 40 Envy Chairs ordered
NB White an indent colour



Stackable and linkable making these ideal for school halls and auditoriums



Optional Extras

Additional trolleys can be purchased as required

Rainbow Chairs

(SKU: 117)

Polypropylene seat
Stackable (without arms)
Heavy duty frame with a grey hammertone powder coat finish



These little chairs are great for pre-school and primary school aged children and co-ordinate perfectly with our EC and SC colours

Optional Extras:

Add arms
Add adjustable legs
Add adjustable legs and arms

Year 0-2 310H

Year 3-4 360H

ZTool

(SKU: 178)

660 x 570 x 400mm
Weight: 1.7 kg
Versatile work surface for writing or using laptops on the ground, in a chair or outdoors



Portable and stackable with no assembly required



Lightweight one-piece design

Optional Extras:

Ztool trolleys: **From \$265**




MLE Stools

(SKU: 126)

Four heights available:
400, 450, 550, 660mm
19mm square steel frame
45mm thick foam seat
Non-skid rubber feet

We recommend choosing a hard wearing fibreguard fabric that will withstand being punctured and can still be cleaned when required

Stools cater to students of all age groups



High Bob Stool

(SKU: 127)

With its flexible back and ergonomic shell, the High Bob Stool ensures users have plenty of posture support while still allowing for movement when sitting.

The reinforced polypropylene shell and quality steel frame make the stool lightweight, strong and durable as well as very easy to clean.

Overall dimensions:
510W 535D x 660H

Flexible back providing posture support and allowing movement

Re-inforced, lightweight polypropylene shell

25mm round solid-welded steel frame



Titan Chairs

(SKU: 175)

Made from virgin polypropylene
160kg weight rating
(size 6 chair)
Stacked up to 12 high

5 sizes available
310 - 460mm high



Lightweight and stackable



Size 2 - 310H Preschool

Size 3 - 350H Year 1-2

Size 4 - 380H Year 3-4

Size 5 - 430H Year 5-6

Size 6 - 460H Year 7-13

Teardrop Bean Bags

(SKU: 473)

Premium canvas
12 month warranty

Bean bags come pre-filled with liners inside

Black piping and air vents in base



Great for indoor and outdoor use!



Taurus Stool

(SKU: 254)

Size: 435W X 750H
Great for staff rooms, communal areas, or even in the classroom.

Comfortable, durable, easy to clean and stackable



Comes in black with a chrome base



Fritter Floor Cushions

(SKU: 172)

Size 500mm diameter
80mm thick
Heavy duty foam with vinyl cover
12 month warranty

Optional Extras:

Fritter trolleys: **From \$172**

Single trolley #472a (holds 10)

Double trolley #472b (holds 20)

Triple trolley #472c (holds 30)



(SKU: 302)

Peekaboo Stool

Award winning design.

The Peekaboo student stool is strong and stable, perfect for any learning space and suitable for both indoor and outdoor use.

Made from durable plastic, it is lightweight and stackable for easy storage. The award-winning design prevents the 'vacuum effect' when stacked together, and unstacks as easily as it stacks.

Overall: 400W X 410D X 467H

Back: 50H

Seat: 340W x 300D



(min 4 stools per order)

Soft peel shaped top acts as a backrest and carry handle

Easy to clean and no parts to repair



Lightweight, durable and stackable up to 14 high for easy storage

100% recyclable

NEW product

Find out more



(SKU: 303)

NEW product

Bloom Stool

For those who refuse to sit still.

Perfect for the classroom, the Bloom Stool is a motion seating solution that allows students to gently rock or wobble while simultaneously focussing on their school work. The rubberised base and seat feel secure and prevent slipping, even on smooth surfaces.

Bloom Stools are strong, lightweight, easy to move and easy to clean. They can be quickly arranged into a group setting or used individually in classrooms, libraries and breakout spaces.

Designed to cater to any age group, Bloom Stools are available in 310, 370 and 450mm heights. Seats come in a standard 330mm diameter for all sizes.

310H - Size 2 Year 0-2

370H - Size 3 Year 3-4

450H - Size 4 Year 5-13



Buro Roma Mid Back Chair

(SKU: 240)

630W x 600D x 1120H
Back: 430W x 445H
Seat: 460-590H
130 x 48mm gas lift



2 Lever

3 Lever

Adjustable seat and back rest angle

Polyurethane moulded foam & D1 nylon base with 60mm twin wheel castors

Also available in a High Back model **SKU 241 HB Roma Chair**



Optional Extras:
Height and width adjustable arms
3 lever with seat slide
Customer specified fabric

Buro Metro II

(SKU: 244)

Overall: 630W x 610D x 995H
Seat size: 520W x 490D
Back size: 470W x 530H
Seat height: 470 - 660H

Independently adjustable seat and back tilt - free floating or lockable



Ratchet height adjustable back/lumbar

Large nylon base with 60mm castors

Optional Extras:
Height adjustable arms
Polished aluminium base
3 lever with seat slide
4 lever mechanism with deluxe seat tilt and tension adjustment

Buro Roma HB 24/7

(SKU: 241)

Overall: 630W x 600D x 1180H
Seat size: 520W x 410-460D
Back size: 450W x 535H
Seat height: 460 - 590H

Built to withstand the rigours of multi-users without compromising on comfort or support

Ratchet height adjustable back/lumbar



PU moulded foam seat

Large aluminium base

Optional Extras:
Soft PU castors
Customer specified fabric (seat only)



Chairs and Stools



(SKU: 180a)

Summit Chair

The multi-functional chair.

Complete with heavy duty steel frame, moulded seat and flexible back, the Summit Chair is a long lasting and great value multi-functional school chair.

Also available as a gas lift and an architectural gas lift.

NEW
Charcoal
Shell

A colour to suit any environment



A size to fit every age group

Sizes

Year 1-2
Year 3-4
Year 5-6
Year 7-13

Heights

310mm
360mm
400mm
450mm

Seat size

Small
Medium
Medium
Large

Colours



Yrs 1 - 2 Chair

Yrs 3 - 4 Chair

Yrs 5 - 6 Chair

Yrs 7 - 13 Chair

Gas Lift

Medium Shell Size
430 - 550mm H

Large Shell Size
430 - 550mm H



Architectural Gas Lift

Medium Shell Size
600 - 850mm H

Large Shell Size
600 - 850mm H



Buro Dakota II

(SKU: 242)

Overall: 660W x 730D x 1150H
Seat: 470-535H
Back size: 500W x 720H
Seat height: 470 - 535H
A stylish heavy duty executive chair for any boardroom or office

High density polyurethane moulded foam

Synchronised adjustable seat and back rest angle

Body weight tension adjustment



Fixed PU capped arm rests and 60mm castors

Black PU

Buro Revo Stool

(SKU: 671)

540W x 500D x 555H
Seat: 350 diameter
Height: 490 - 675H
Adjustable seat height

High density polyurethane moulded foam

Comes with Black Vinyl top or can be made in your choice of fabric

Great addition to workspaces, labs and classrooms



Black nylon or polished aluminium base

Optional Extras:

Architectural 270mm gas lift
Height adjustable chrome foot ring
Customer specified fabric

Black Vinyl

Storage and Display Solutions

Storage Seat

(SKU: 519)

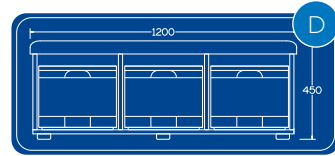
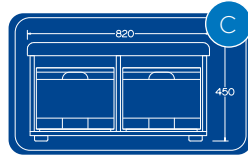
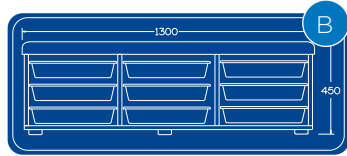
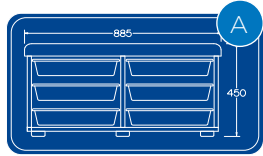
Seating and cubebox/
tote tray storage in one
piece
Available in four
standard sizes but
can also be made to
measure



Glides on base

Available in all our melteca colours with a
50mm foam seat covered in Pacifica Vinyl
(or your choice of fabric)

- A** - 885L x 400D x 450H with 6 Small Tote Trays
- B** - 1300L x 400D x 450H with 9 Small Tote Trays
- C** - 820L x 400D x 450H with 2 Cube Crates
- D** - 1200L x 400D x 450H with 3 Cube Crates



Multi Storage Unit

(SKU: 41)

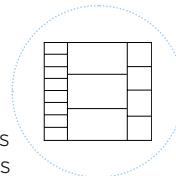


A Industrial rubber wheeled
castors

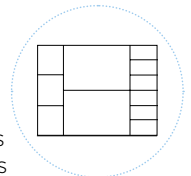
Shelves for storage of games/
puzzles and great for maths,
reading, art equipment etc

- A** - 1200L x 1100H x 400D (20 small or 10 large tote trays)
- B** - 1200L x 900H x 400D (4 large & 8 small tote trays)
- C** - 1200L x 700H x 400D (3 large & 6 small tote trays)

B
4 large trays
8 small trays



C
3 large trays
6 small trays



Tote Trays (SKU: 42)
Small 400 x 270 x 75
Large 400 x 270 x 150
Grey | Red | Blue | Clear



Cube Crates (SKU: 43)
Stand alone or stack
360L x 360W x 280H
Clear | Blue | Grey



Jumbo Multi Storage Unit

(SKU: 49)

1780L x 1100H x 400D

Industrial rubber
wheeled castors for
portability

Holds 20 small and
10 large trays



Storage
Galore -
shelves for of
games/puzzles and
great for maths,
reading, art
equipment etc

Tote Tray & Cube Box Unit

(SKU: 50)

1650L x 1100H x 400D

Industrial rubber wheeled
castors for portability

Holds 3 large and 6
small tote trays as
well as 4 cube boxes



Teacher's Storage Cupboard

(SKU: 58)

Keeps items
concealed and
the classroom
tidy

Plinth base

Locks can
be added for
secure storage

Available in two sizes
A 1200L x 1200H x 400D - Adjustable shelves
B 1200L x 1800H x 400D - 1 fixed & 2 adjustable shelves



Cube Box Storage

(SKU: 51 & 52)

1600L x 1200H x 400D
Comes with or without
the cube boxes

Holds 12 cube
boxes

Great in storage areas &
resource rooms

Also available in 9 cube box size
1200L x 1200H x 400D



Cubby Hole Units

(SKU: 59)

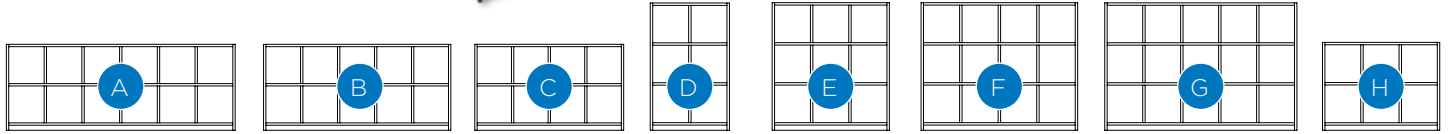
All 300mm deep
Average cubby measurement
275W x 280H x 290D
Plinth base

Can be made to measure



F

- A - 1800L x 680H x 300D (12 Holes)
- B - 1500L x 680H x 300D (10 Holes)
- C - 1200L x 680H x 300D (8 Holes)
- D - 600L x 980H x 300D (6 Holes)
- E - 900L x 980H x 300D (9 Holes)
- F - 1200L x 980H x 300D (12 Holes)
- G - 1500L x 980H x 300D (15 Holes)
- H - 900L x 680H x 300D (6 Holes)



Shoe Cubby Hole Units

(SKU: 132)

All 300mm deep
Average cubby measurement
275W x 160H x 290D
Plinth base

Can be made to measure



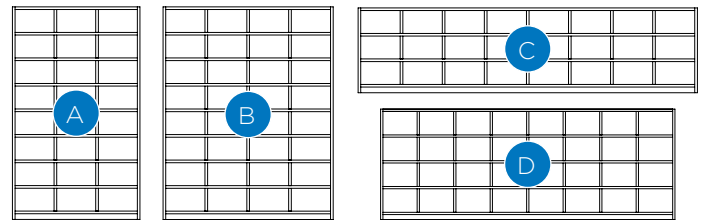
A

Option for White Ply construction for exterior use (suitable for covered deck or verandahs)

- A - 900L x 1500H x 300D (24 Holes)
- B - 1200L x 1500H x 300D (32 Holes)
- C - 2400L x 600H x 300D (24 Holes)
- D - 2400L x 800H x 300D (32 Holes)



C



Bag Cubby Hole Units

(SKU: 131)

Average cubby measurement
370W x 370H x 400D
Industrial rubber wheeled castors

Option for White Ply construction for exterior use (suitable for covered deck or verandahs)

Can be made to measure and with plinth base



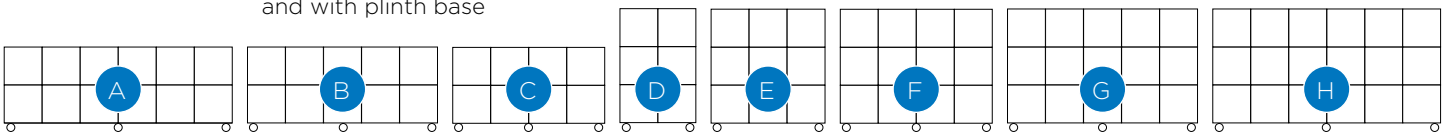
E

Will fit cube crates if required

- A - 2400L x 870H x 400D (12 Holes)
- B - 2000L x 870H x 400D (10 Holes)
- C - 1600L x 870H x 400D (8 Holes)
- D - 800L x 1270H x 400D (6 Holes)
- E - 1200L x 1270H x 400D (9 Holes)
- F - 1600L x 1270H x 400D (12 Holes)
- G - 2000L x 1270H x 400D (15 Holes)
- H - 2400L x 1270H x 400D (18 Holes)



F



Educated Colour Range



Standard Colour Range



Pacifica Vinyl Range



Note: We have many other fabrics available. Scan the QR code to view or download our latest swatch library or go to our website.

