



SEPTEMBER 2024 LABOR MARKET REVIEW

TABLE OF CONTENTS



Page 2 – Board of Directors

Page 4 – Highlights of the Labor Force

Page 5 – Unemployment Claimants

Page 7 – Employment by Sectors

Page 18 – HerForce



Board of Directors

Board Chair

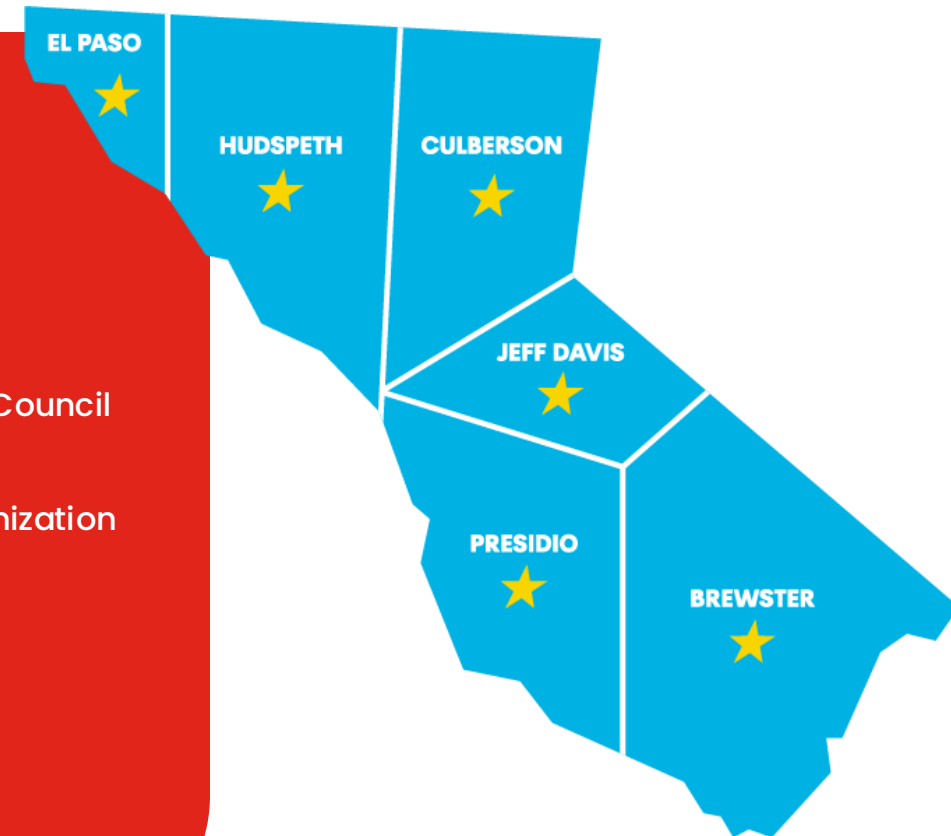
Bobby Blanco, Private Sector

Vice Chair

Ruben Torres, Private Sector

Dr. Armando Aguirre, Public Education
Robert Alcalá, Vocational Rehabilitation
Dr. Carlos Amaya, ABE
Satish Bhaskar, Public Assistance
Ruben Chavez, Private Sector
Chrystal Davis, Community-Based Organization
Dan Dunlap, Private Sector
Chelsie Evaldi, Private Sector
Ernestina Fauntleroy, Private Sector
Michelle Fenton, Private Sector
Eduardo Garcia, Economic Development
Art Garza, Private Sector
Bob Gear, Public Employment
Christina Gonzalez, Private Sector

Leonard Goodman III, Private Sector
Luis Hernandez, Higher Education
Randall Kinzie, Private Sector
Ruby Maldonado, Private Sector
Elizabeth Moya, CBO
Mary Jo Ochoa-Hernandez, Literacy Council
Emma Schwartz, Private Sector
Mica Short, Community-Based Organization
Frank Spencer, Private Sector
Adam Valdez, Organized Labor
Emma Wollschlager, Private Sector
Melissa Zamora, Private Sector



Board of Directors



To our members,

We are pleased to present the Labor Market Review that examines how the workforce area performed during **September 2024**. We are incorporating unemployment insurance claimant data to provide perspective on the ongoing pandemic effect.

The information presented in this newsletter was gathered from federal and state sources and pertains to the El Paso MSA, the Workforce Solutions Borderplex region, and the City of El Paso.

We look forward to performing to your highest standards in communicating pertinent information regarding the workforce as it relates to our objectives at WSB.

If there is additional information that you would like to see presented here, please send your comments and suggestions to:

kandolite.carson@borderplexjobs.com



HIGHLIGHTS OF THE LABOR FORCE SEPTEMBER 2024

THE BORDERPLEX REGION

- THE LABOR FORCE INCREASED BY 1,087 FROM THE PREVIOUS MONTH
- THE NUMBER OF EMPLOYED INDIVIDUALS INCREASED BY 2,295 FROM THE PREVIOUS MONTH
- THE NUMBER OF UNEMPLOYED INDIVIDUALS DECREASED BY 1,208 FROM THE PREVIOUS MONTH

EL PASO, TX MSA

- EL PASO, TX MSA UNEMPLOYMENT WAS AT 4.3%, WITH A TOTAL OF 17,052 UNEMPLOYED INDIVIDUALS
- EL PASO, TX MSA ADDED 6,500 NONFARM JOBS SINCE SEPTEMBER 2023
- EL PASO, TX MSA ADDED 900 NONFARM JOBS FROM THE PREVIOUS MONTH

RURAL COUNTIES (BREWSTER, CULBERSON, JEFF DAVIS, HUDSPETH, AND PRESIDIO COUNTIES)

- THE LABOR FORCE DECREASED BY 95 FROM THE PREVIOUS MONTH
- THE NUMBER OF EMPLOYED INDIVIDUALS DECREASED BY 50 FROM THE PREVIOUS MONTH
- THE NUMBER OF UNEMPLOYED INDIVIDUALS DECREASED BY 45 FROM THE PREVIOUS MONTH



NOTEWORTHY IN SEPTEMBER 2024 (Non-Seasonally Adjusted)

		September 2024				August 2024				September 2023			
		Labor Force	Employment	Unemployment	Rate	Labor Force	Employment	Unemployment	Rate	Labor Force	Employment	Unemployment	Rate
Texas	State	15,553,143	14,920,058	633,085	4.1	15,487,654	14,810,843	676,811	4.4	15,127,091	14,529,891	597,200	3.9
El Paso	MSA	392,250	375,198	17,052	4.3	391,078	372,855	18,223	4.7	382,604	365,624	16,980	4.4
Borderplex	WDA	402,207	384,758	17,449	4.3	401,120	382,463	18,657	4.7	392,291	374,894	17,397	4.4
Brewster	County	4,641	4,493	148	3.2	4,646	4,486	160	3.4	4,431	4,284	147	3.3
Culberson	County	1,331	1,298	33	2.5	1,339	1,301	38	2.8	1,265	1,222	43	3.4
El Paso	County	390,324	373,347	16,977	4.3	389,142	371,002	18,140	4.7	380,693	363,782	16,911	4.4
Hudspeth	County	1,926	1,851	75	3.9	1,936	1,853	83	4.3	1,911	1,842	69	3.6
Jeff Davis	County	954	920	34	3.6	986	947	39	4.0	972	937	35	3.6
Presidio	County	3,031	2,849	182	6.0	3,071	2,874	197	6.4	3,019	2,827	192	6.4
El Paso	City	325,078	311,526	13,552	4.2	324,029	309,569	14,460	4.5	316,977	303,545	13,432	4.2
Socorro	City	16,279	15,504	775	4.8	16,246	15,407	839	5.2	15,874	15,107	767	4.8

NOTEWORTHY IN SEPTEMBER 2024



4.3%
EL PASO
MSA
UNEMPLOYMENT
RATE

El Paso
4.3%

Hudspeth
3.9%

Culberson
2.5%

Jeff Davis
3.6%

Presidio
6.0%

Brewster
3.2%



TEXAS 4.1%



AVERAGE WEEKLY WAGES

(1st Quarter 2024)

Average Weekly Wage (1st Quarter 2024)					
	Q1 2024	Q4 2023	Q1 2023	Quarterly Change	Yearly Change
Borderplex	\$979	\$967	\$938	\$12	\$41
Texas	\$1,540	\$1,427	\$1,480	\$113	\$60
USA	\$1,527	\$1,435	\$1,465	\$92	\$62



WHERE DO WE WORK?

The three Super Sectors with the **GREATEST** employment for the El Paso MSA in September 2024 were:

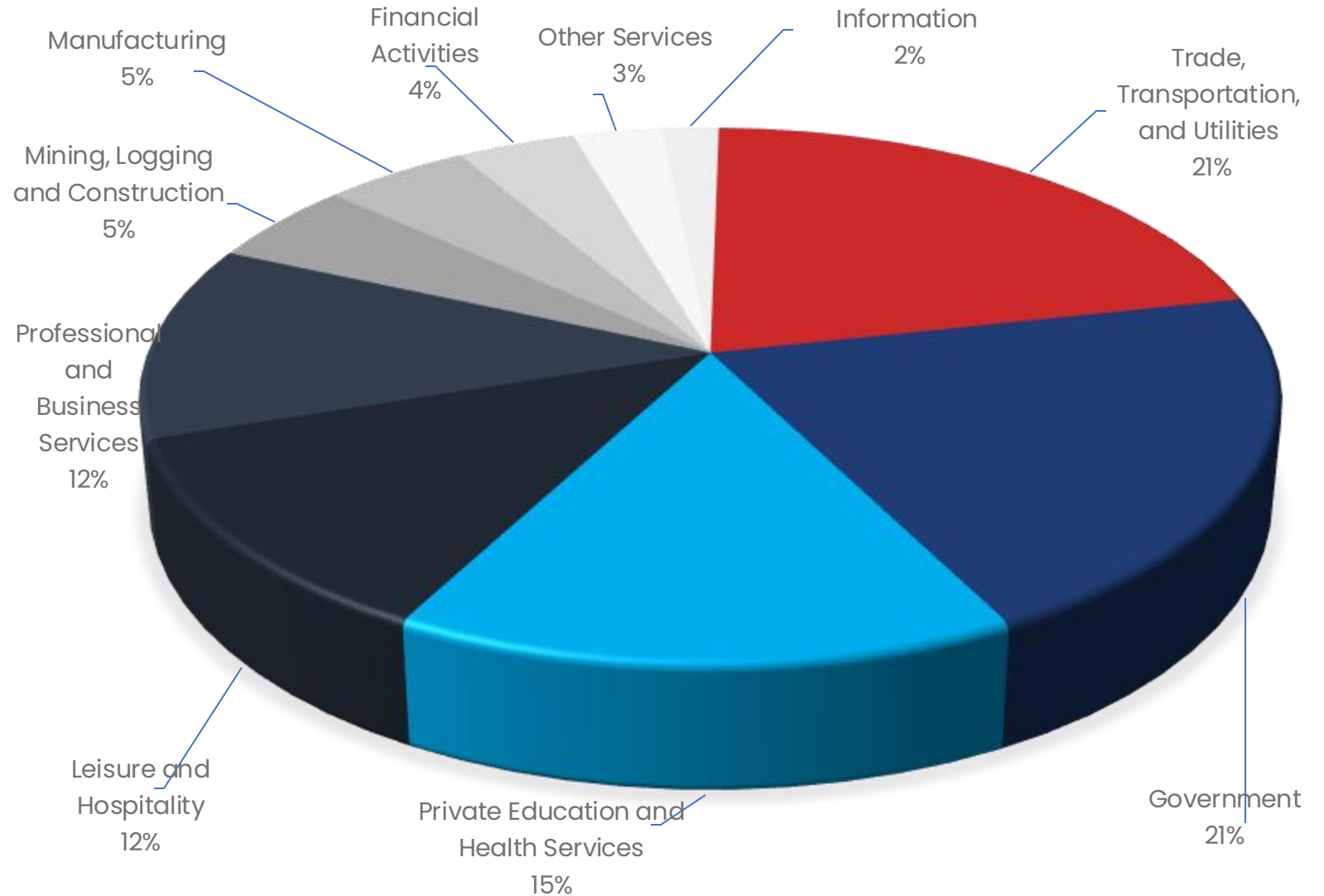
1. Trade, Transportation, and Utilities
2. Government
3. Private Education and Health Services

These three Super Sectors represented 57% of the total nonfarm employment.

The three Super Sectors with the **LEAST** employment for the El Paso MSA in September 2024 were:

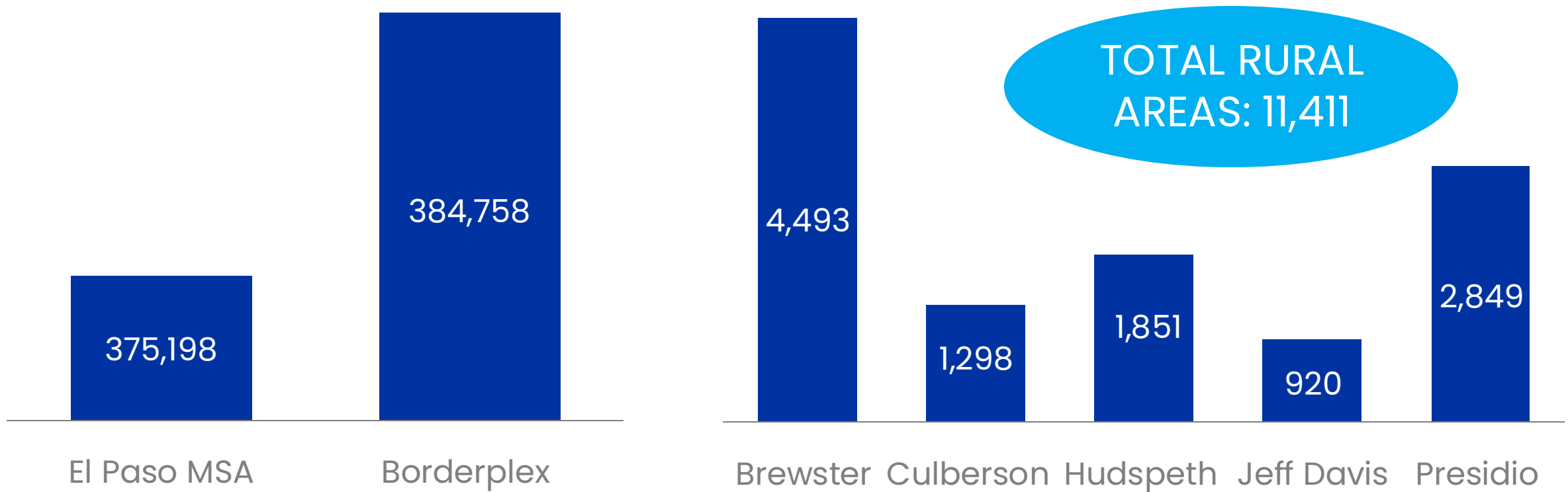
1. Financial Activities
2. Other Services
3. Information

These three Super Sectors represented 9% of the total nonfarm employment.



WHERE DO WE WORK?

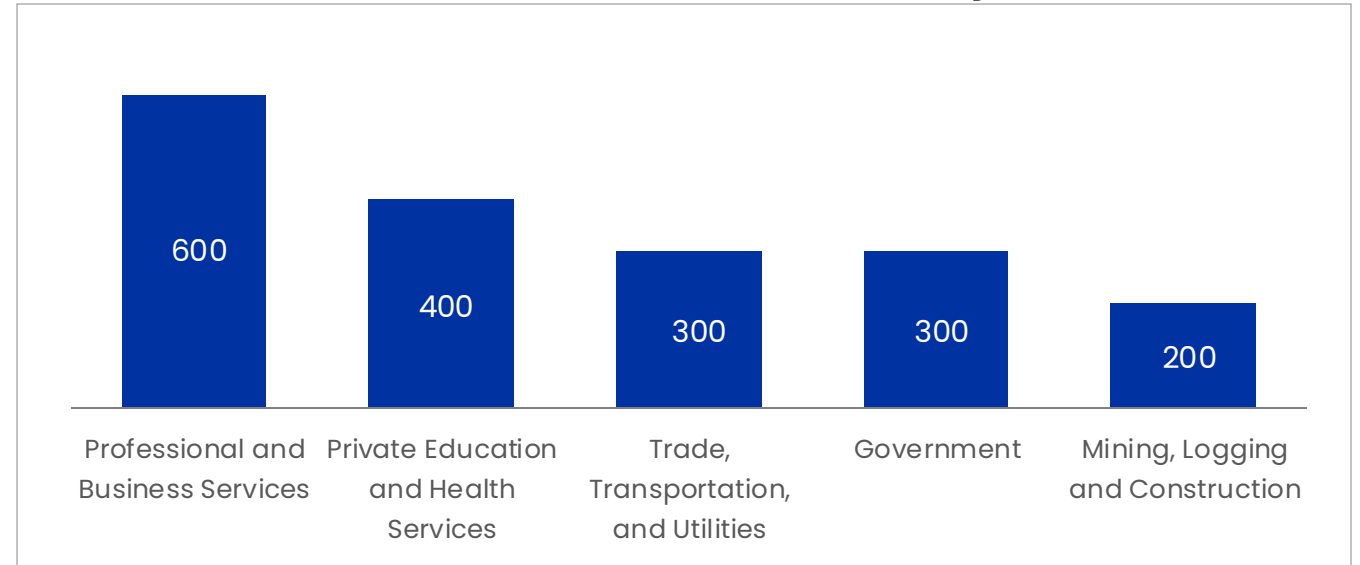
EMPLOYMENT in September 2024



WHERE DO WE WORK? (Cont.)



Industries Sectors that added jobs



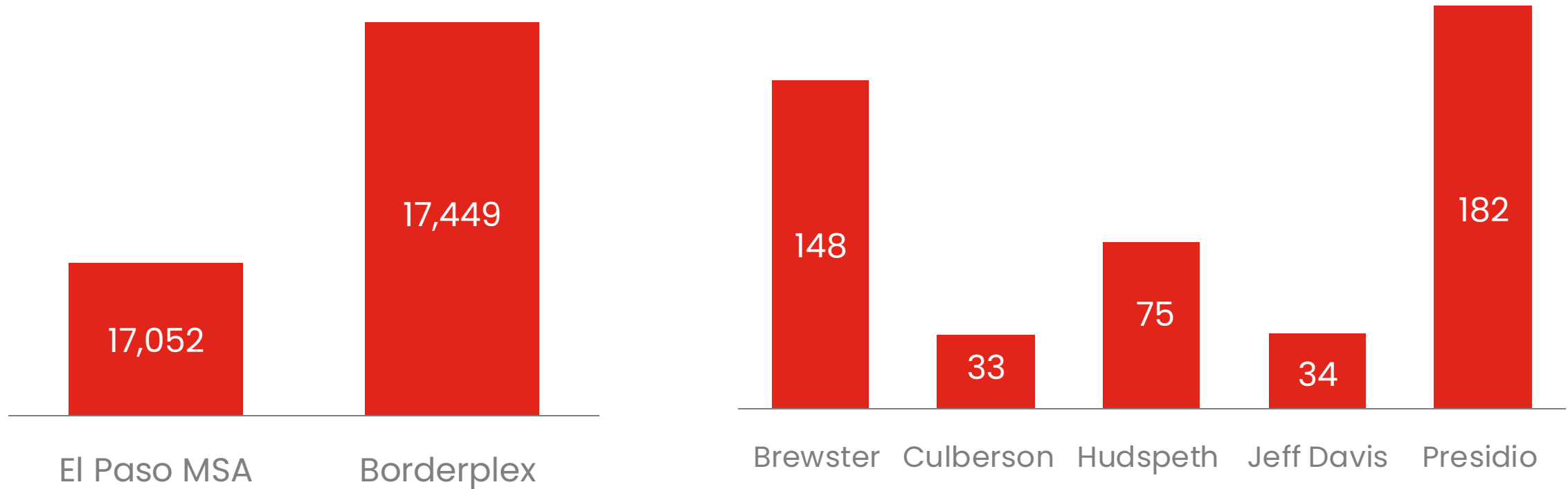
Top 5 Job Postings in the El Paso, TX MSA – September 2024

Occupation	Vacancies	Median Hourly Earnings BLS 2023
Retail Salespersons	925	\$ 13.15
First-Line Supervisors of Retail Sales Workers	843	\$ 17.27
Registered Nurses	620	\$ 37.47
Medical and Health Services Managers	530	\$ 47.55
Fast Food and Counter Workers	377	\$ 10.89

Job postings active during September 2024

WHERE ARE WE LOSING JOBS?

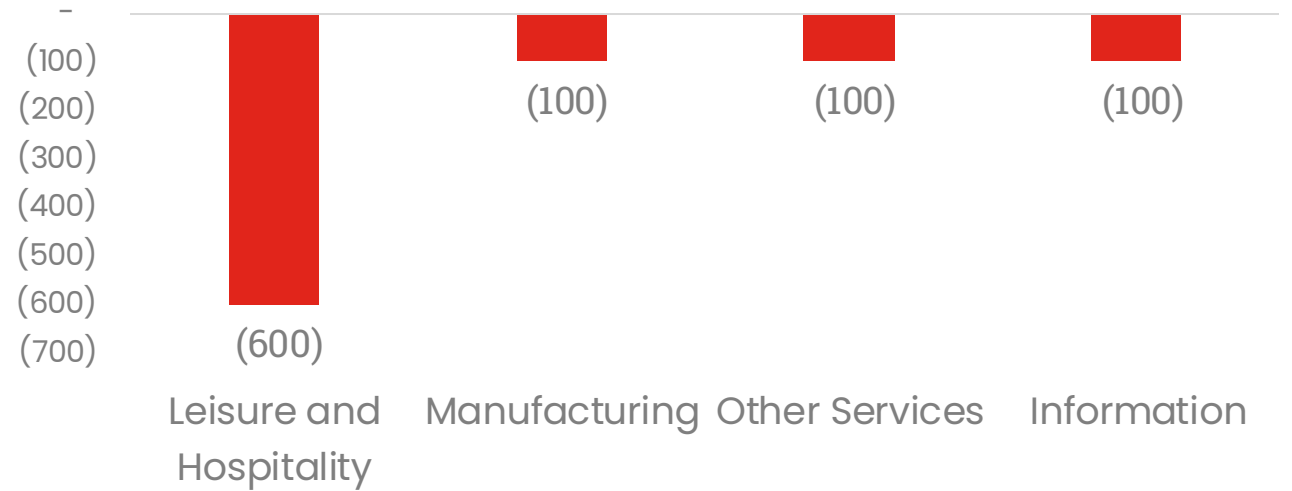
UNEMPLOYMENT in September 2024



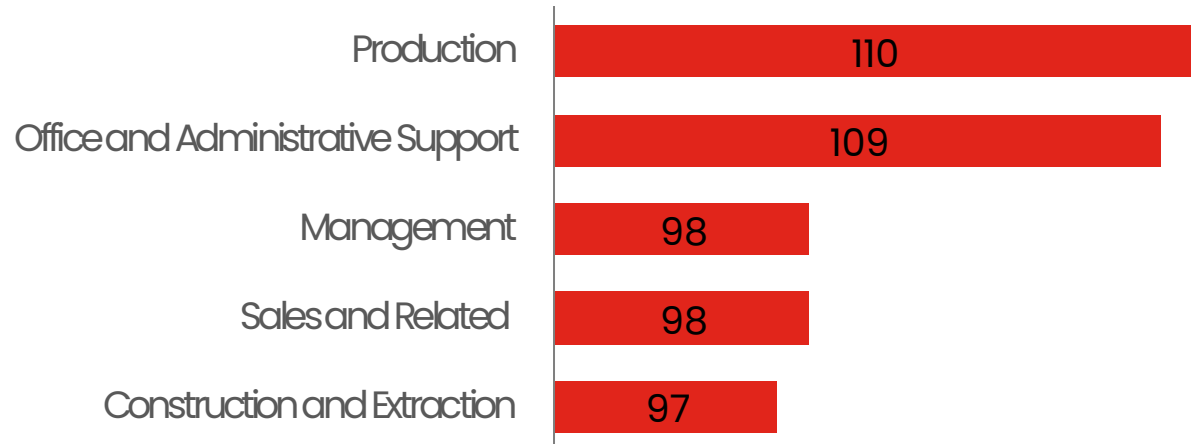
WHERE DO WE WORK? (Cont.)



Industries Sectors that lost jobs



Top 5 Unemployment Claimants Occupations



No occupation identified for 26 Active UI claimants

UNEMPLOYMENT INSURANCE CLAIMANT DATA



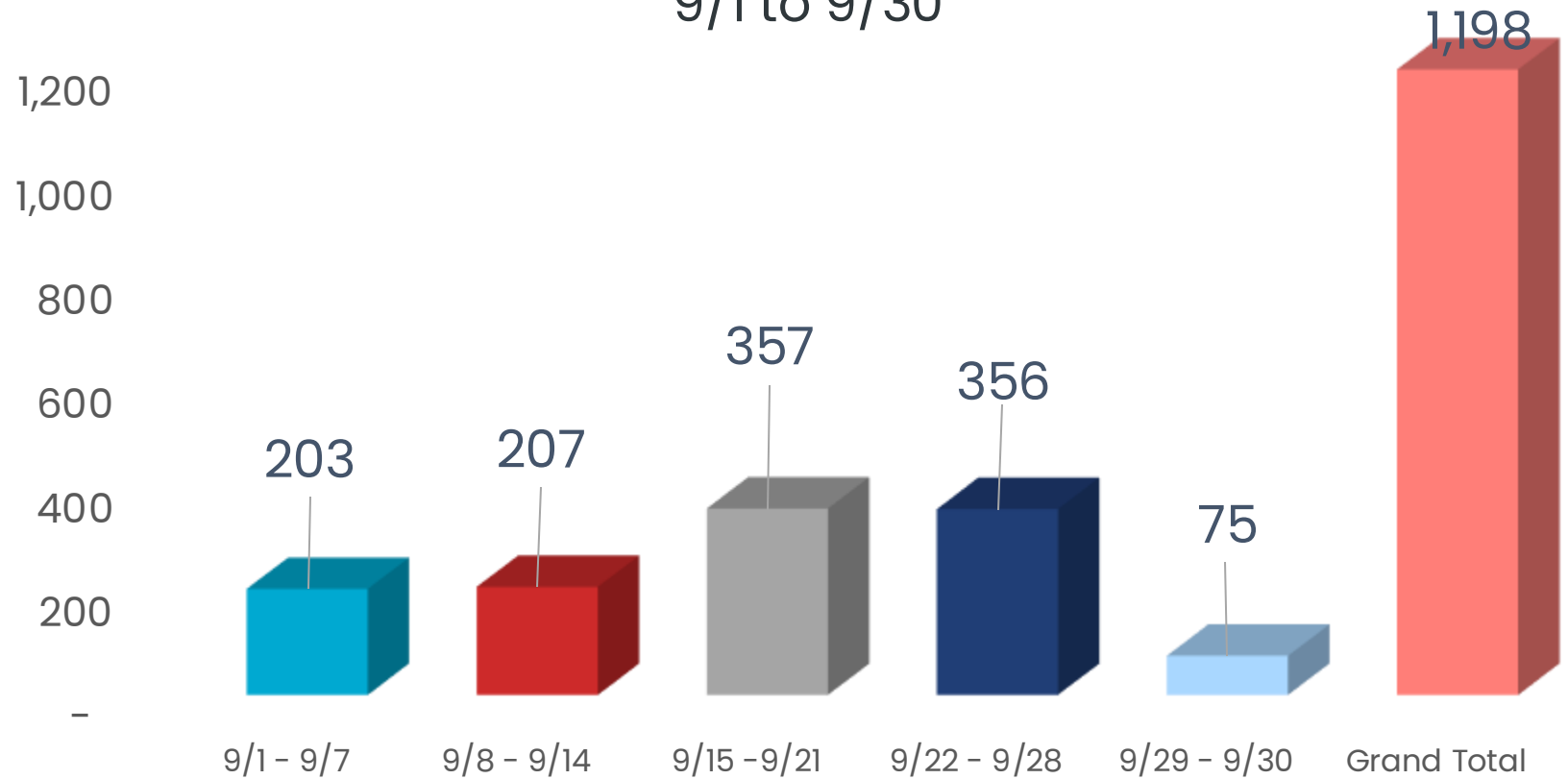
This report reflects the **Borderplex Region**. Including these 6 counties:

- Brewster
- Culberson
- El Paso
- Hudspeth
- Jeff Davis
- Presidio

An Active Claimant is someone who meets any of these conditions:

- Claimant had to have a payment within 21 days
- The most recent Claimant certified date is within 21 days
- The claim status date is within 28 days

ACTIVE UI CLAIMANTS BY WEEK BORDERPLEX REGION 9/1 to 9/30

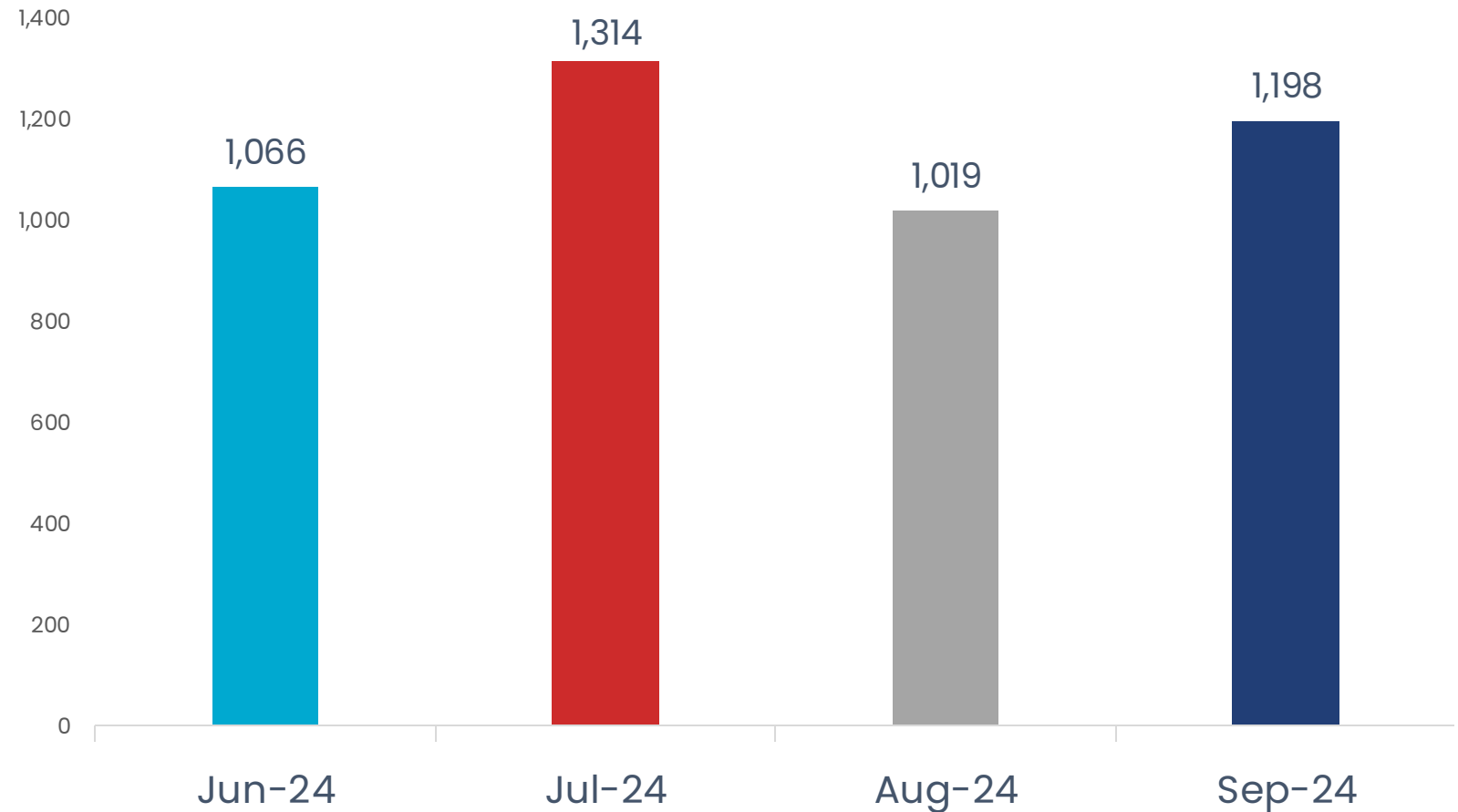


UNEMPLOYMENT INSURANCE CLAIMANT DATA

This report reflects the **Borderplex Region**. Including these 6 counties:

- Brewster
- Culberson
- El Paso
- Hudspeth
- Jeff Davis
- Presidio

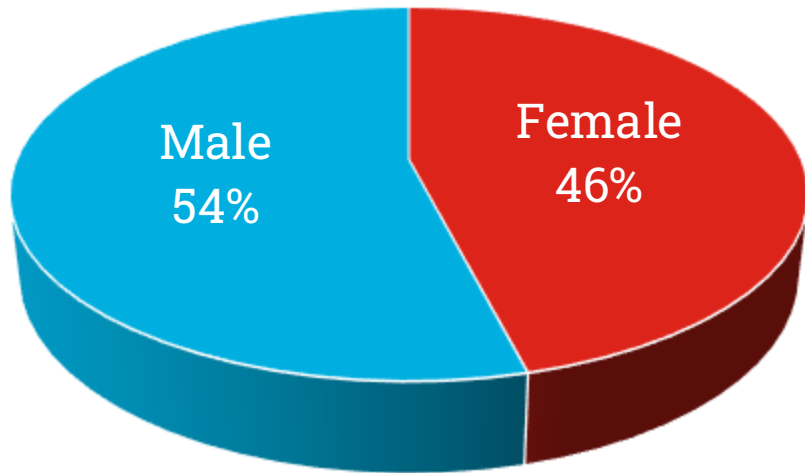
ACTIVE UI CLAIMANTS BY MONTH BORDERPLEX REGION



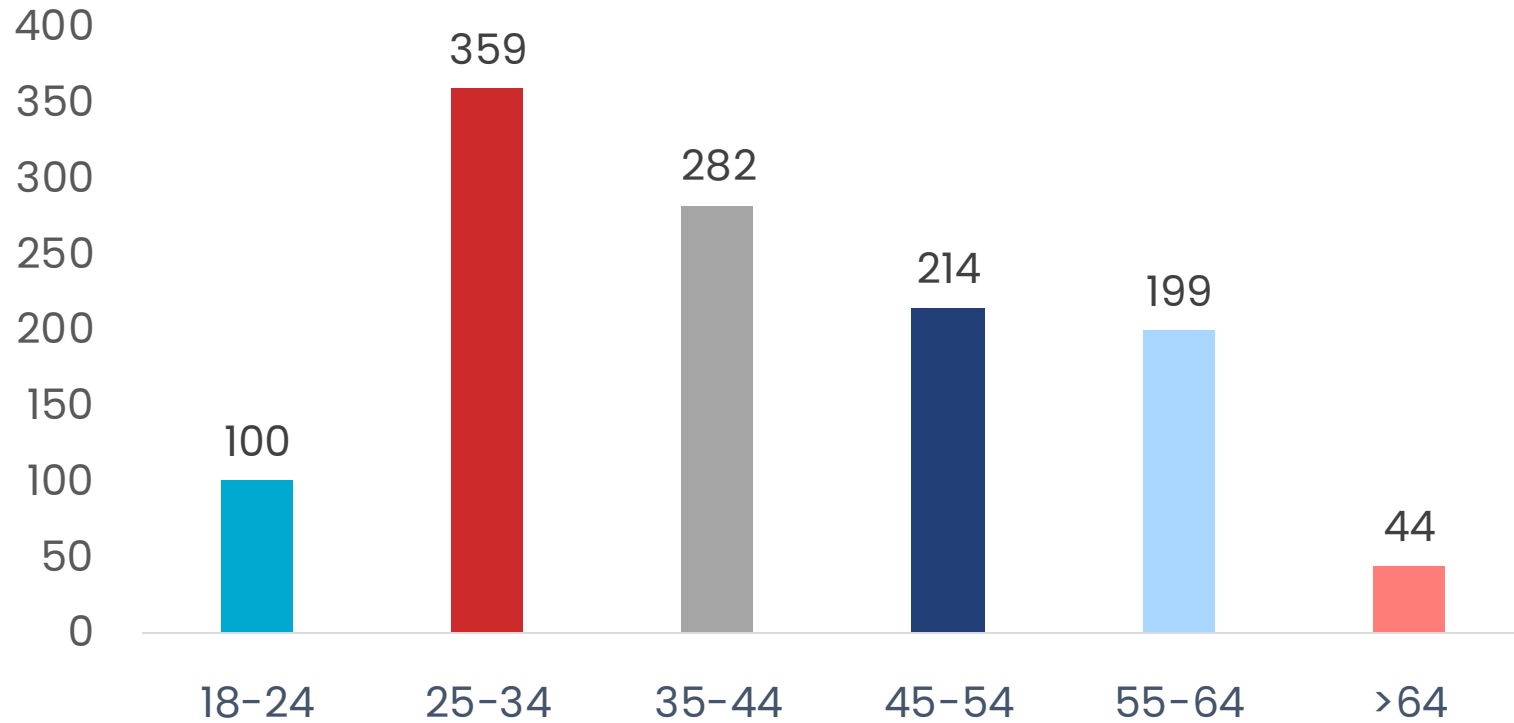
UNEMPLOYMENT INSURANCE CLAIMANT DATA

ACTIVE UI CLAIMANTS BY WEEK
BORDERPLEX REGION
9/1 to 9/30

Gender



Age

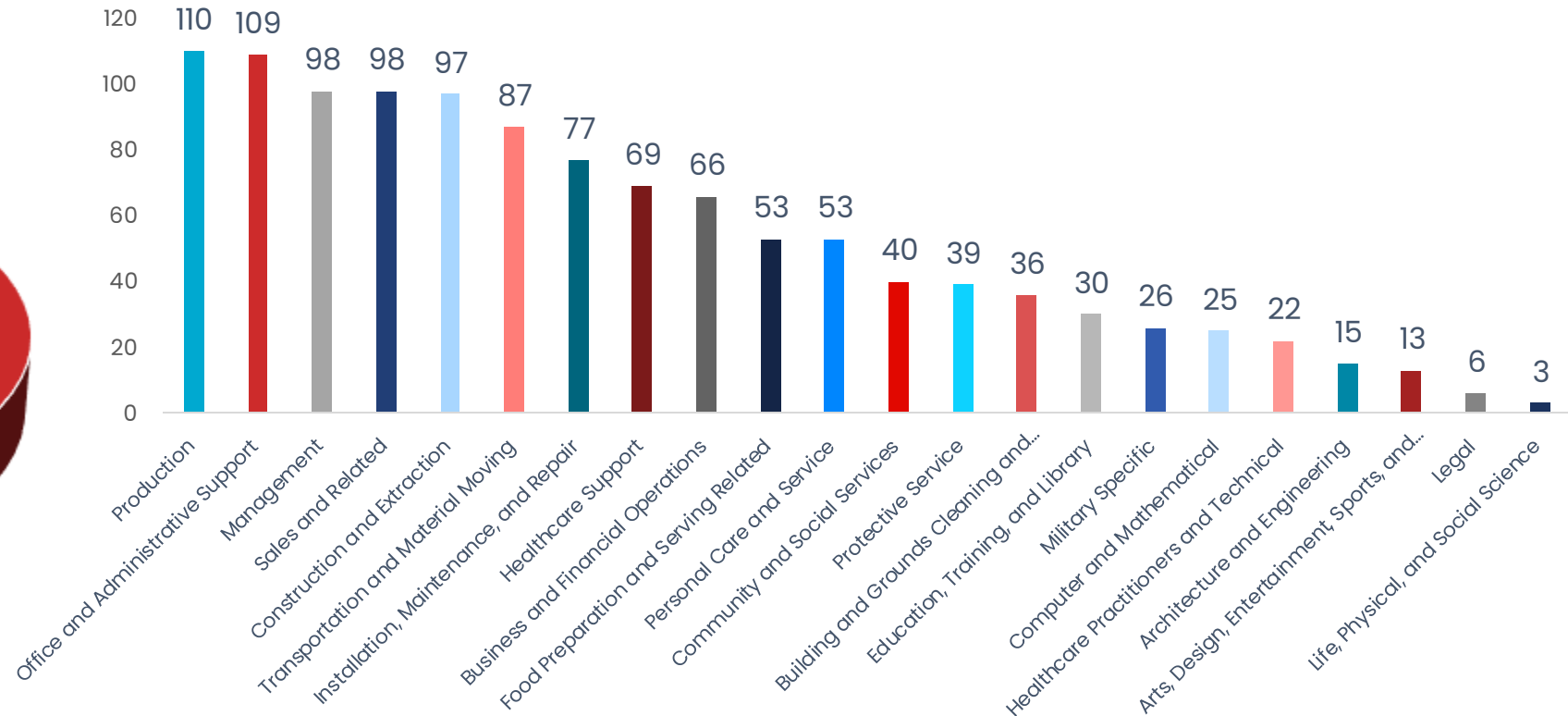
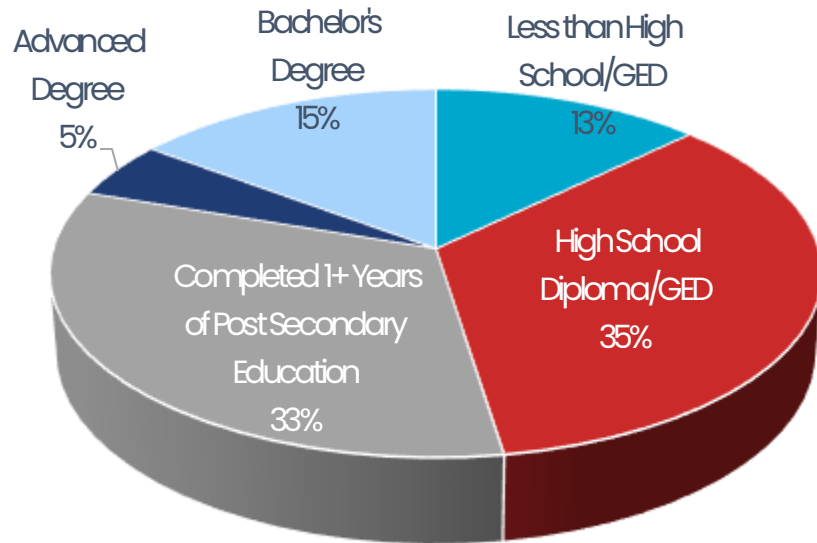


An Active Claimant is someone who meets any of these conditions:

- Claimant had to have a payment within 21 days
- The most recent Claimant certified date is within 21 days
- The claim status date is within 28 days

UNEMPLOYMENT INSURANCE CLAIMANT DATA

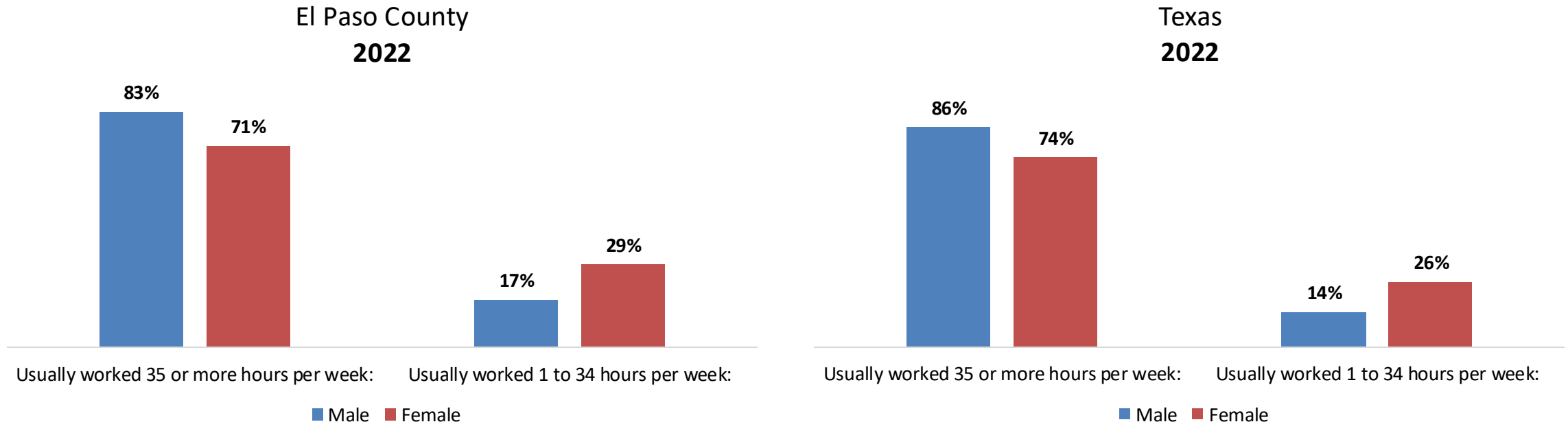
ACTIVE UI CLAIMANTS BY WEEK
BORDERPLEX REGION
9/1 to 9/30



No occupation identified for 26 Active UI claimants

Work Status by Gender for the Population 16 to 64 Years

In both El Paso County and Texas, **a higher percentage of males worked a full-time position** (35 or more hours per week) than females. In both regions, **more females worked part-time than males**. In El Paso County, 29% of females, compared to 17% of males, worked part-time, and in Texas, 26% of females, compared to 14% of males, worked part-time.



WSB addresses the gender equity and wage gap by providing new initiatives tailored to assist women in succeeding in the workforce. We offer resources such as childcare, training assistance and job search assistance, among others. If you are interested in these or any other of our services, feel free to fill out [this form](#) and a WSB member will contact you soon.

SOURCES



A proud partner of the
americanjobcenter
network

Labor Market & Career Information, Texas Workforce Commission October 2024, JobsEQ October 2024, Bureau of Labor Statistics May 2023, US Census 2022. To access previous reports, please visit the Workforce Trends and Data section of our website: <http://www.borderplexjobs.com/regional-statistics/workforce-trends-and-data>

Funded by all or in part of, the Department of Labor/ETA WIOA Formula Grants and Wagner-Peyser; the Department of Health and Human Services TANF and Childcare Development Fund; and the Food and Nutrition Service SNAP Employment & Training.”

Equal Opportunity Employer/Program. Auxiliary aids and services are available upon request to individuals with disabilities. Relay Texas: 711 (Voice) or 1-800-735-2989 (TTY).

Igualdad de oportunidades de Empleo/Programas. Equipo auxiliar y servicios de apoyo están disponibles para personas con discapacidad al ser requeridos. Relay Texas: 711 (Voz) o 1-800-735-2989 (TTY)