



Cardinal Charolais

27th Annual Bull Sale

Friday, April 12, 2024

**1 PM (MT) • At the Ranch
Hillrose, Colorado**

SELLING:

- **96 Head of Stout Yearling Bulls**
- **10 Head of 18-Month Old Bulls**
- **25 Head of RWF & Black Heifer Pairs with Charolais calves by side**





Cardinal Charolais

ANNUAL BULL SALE

Friday, April 12th, 2024

Lunch starts at 11 • Sale at 1PM (MT)

CARDINAL CHAROLAIS

15488 COUNTY ROAD 57

HILLROSE, CO 80733

PAT GEBAUER 970-380-1355

MICHAEL ROSSI 970-846-7225

LIAN AUGUST 970-380-1725

CARDINALCHAROLAIS.COM

CARDINALCHAROLAIS@GMAIL

Sale Location:

Prewitt Ranch is approximately 100 miles east of Denver next to Prewitt Reservoir. We are only a few miles off I-76 between Brush and Sterling, CO. Take exit 102 off I-76, go 1 mile north to Hwy 6, then 1 mile NE on Hwy 6 to Road 57, turn right and travel east 1 mile to the end of the road.

AUCTIONEER: DENNIS METZGER 816-519-8208

RING SERVICE: JOHN DICKENSEN 916-806-1919

TY GROSHANS 970-818-6016

CRAIG WEICHEL 970-302-0018

HERD HEALTH: COLORADO ANIMAL HEALTH 303-772-2636

JIM MARTIN 303-517-8676

NUTRITION: HIGH PLAINS CATTLE SUPPLY

ROBERT FARNUM 970-842-9820

ULTRASOUND: 2 MANY IRONS

CLINT & TERA SHULTS 720-683-1040

VET SERVICES: PLAINS VETERINARY SERVICES

DR. MIKE COAKLEY 970-522-2028

Herd Management: Double vaccinated for IBR, BVD Type 1 & 2, BRSV, PI3, Pasteurella and Vibrio/Lepto.

Semen Evaluation & Guarantee: All bulls were fertility tested and are guaranteed through the first breeding season.

Semen Interest: Retaining 1/4 on all bulls.

THE CATALOG AND BULL VIDEOS ARE ON WEBSITES:

CARDINALCHAROLAIS.COM

SUPERIORLIVESTOCK.COM

Dear Friends,

First and foremost, THANK YOU for your support, loyalty and friendship for over 20 years. We so look forward to seeing our friends at the sale or when delivering bulls.

Mother Nature gave us a winter for the record books. With very few snow events and short periods of cold, it was pretty hard to get very worried when the forecast two to three days down the road, was back in the 50's and 60's.

Cardinal Bulls are sandhill bred and raised. All of our cows carry one iron, Milliron Lazy S. Just like your commercial cows they have to go out, make a living and care for their calves. We started in the commercial world and have never lost sight of what it takes.

Cardinal Bulls are carefully developed at the ranch and not over-fed. The bulls are managed with an emphasis on longevity and a lifetime of breeding soundness. Cardinal Bulls are good footed and athletic. They won't be laying around the tank or in the shade.

We have been DNA testing and selecting for the Leptin Gene for many years and feel it has great genetic potential. The bulls have all been tested for Leptin, PMCH, IGF2 and CRH. These DNA Genotypes are not that complicated. For example: if a bull has "two" ★★ stars for the Leptin Genotype he will pass one or two to his offspring. The same for the other three genotypes.

Just like the weather we are experiencing some of the best times in the history of the cattle business. 2023 set new price records and it appears that we will see new records in 2024 and into 2025. The cow/calf producer will be in the drivers seat for sometime to come. There is a tremendous opportunity for producers with Charolais sired cattle which are in great demand with the lower cattle numbers. I had a report of a group of charolais sired steers going to harvest and paid on 1671 pounds after a 4% shrink. Cardinal Charolais heterosis is free and pays big dividends on the scale and on the rail!!! Pounds still Pay - Quality still Sells!

Included in the offering are bulls from Zinc Charolais, in which four of them are Purebred Red-Factor Charolais.

Pat, Michael and Luan

SUNRISE AT PREWITT RESERVOIR





SUPERIOR

LIVESTOCK AUCTION

ALL NEW PUREBRED PLATFORM

MOBILE BIDDING PHONE BID LINE VIDEO PREVIEW AUCTION CLOSING
bid.superiorlivestock.com | 800.422.2177

VIEWING THE AUCTION ONLINE

The auction will be broadcast at BID.SUPERIORLIVESTOCK.COM and the pre-recorded videos will also be hosted there. You do not need an account just to watch the auction or view videos of the sale offering.

ONLINE BIDDING

Go to BID.SUPERIORLIVESTOCK.COM for Superior's new online bidding platform. If you have not registered there before you will need to create an account if you wish to bid. **THERE IS NO REGISTRATION REQUIRED JUST TO WATCH THE AUCTION.** Once you have created an account, request a buyer number and you will be able to bid online with the largest and most trusted cattle marketing entity in North America. Superior's new platform allows you to see both the live stream of the auction and the pre-recorded videos on screen at the same time!

TURN IN BIDS OVER THE PHONE

This is Superior's suggested bidding method for anybody who does not have consistent, high-speed internet. You still must register an account at BID.SUPERIORLIVESTOCK.COM and request a buyer number, and upon doing so you will see the bid line phone number. Just watch the auction online and call in at least 2 lots ahead of the lot you are looking to bid on.

FOR HELP WITH REGISTRATION OR ANY PART OF THE BIDDING PROCESS, PLEASE CALL SUPERIOR AT 800-422-2177.



| | |
|---------------|--|
| BW EPD | BIRTHWEIGHT EPD |
| CE EPD | CALVING EASE EPD |
| WW | WEANING WEIGHT ADJUSTED TO 205 DAYS |
| WW EPD | WEANING WEIGHT EPD |
| YW | YEARLING WEIGHT ADJUSTED TO 365 DAYS |
| YW EPD | YEARLING WEIGHT EPD |
| REA | RIBEYE AREA ULTRASOUND ADJUSTED TO 365 DAYS |
| IMF | INTERMUSCULAR FAT ULTRASOUND TO 365 DAYS |
| ADG | AVERAGE DAILY GAIN |
| SC | SCROTAL MEASUREMENT ACTUAL |
| TSI | TERMINAL SIRE INDEX EPD FOR BW,WW,YW AND ALL CARCASS EPD'S IN ONE VALUE |

a powerful
dna selection tool
for your herd

Q·select



Select the traits you want in your herd

Q-select focuses on beef production traits that are economically important. Choose the traits that are important to you and identify which animals carry the essential DNA genetics to promote those traits in your herd. Pair Q-select genotypes with other physical attributes to select the best bulls.

Each genetic marker has undergone extensive peer reviewed research studies, and the economic traits that have been associated with each genetic marker have been proven through rigorous large scale testing.

Genotype, double starred, (★★) fed cattle are more profitable than lean genotype (no starred). Differences in profit range from \$14 to \$60 per head, Dr. Eric DeYuyst, OSU Ag Economist wrote in the circular "The Economics of Gene Testing.

LEPTIN

GENOTYPE

INCREASING GENETIC POTENTIAL
RELATED TO:

- FAT ACCUMULATION
- MILK PRODUCTION
- COW LONGEVITY
- WEANING WEIGHT
- CARCASS COMPOSITION

PMCH

GENOTYPE

INCREASING GENETIC POTENTIAL
RELATED TO:

- FAT DEPOSITION
- TENDERNESS
- MARBLING
- BACKFAT

IGF2

GENOTYPE

INCREASING GENETIC POTENTIAL
RELATED TO:

- LEAN GROWTH
- RIB EYE AREA

CRH

GENOTYPE

INCREASING GENETIC POTENTIAL
RELATED TO:


- STRESS RESPONSE
- HOT CARCASS WEIGHT
- RIB EYE AREA
- DOCILITY





1/26/17 **KEYS ONE N ONLY** M896985


| | |
|----------------------|------------------------|
| CEDARDALE TYRANT 31T | DBAR SURVIVOR 220M |
| CEDARDALE ZEAL 125Z | CEDARDALE MEMORABLE 19 |
| CEDARDALE MISS 64T | HFCC CALYPSO 1N |
| | CEDARDALE PROSPECT 5P |
| OW MAXIMIZER 304I | DC-OW MAXIMIZER 385P |
| MISS KEY MEG 172C | OW MISS SANDCREEK Y46 |
| MISS KEY MEG 147A | KEYS WISHBONE 40Y |
| | MISS KEY MEG 2T |


OUR PROVEN SIRE THAT STAMPS HIS CALVES WITH MUSCLE, THICKNESS AND DEPTH, ALL IN EASY CALVING MODERATE FRAMES. HE BRINGS PERFORMANCE, STYLE AND STRUCTURAL CORRECTNESS IN A STOUT FRAME ALL ON A GOOD FOOT. HE IS DOUBLE LEPTIN MARKED.

| | | | | | |
|--|----------|---|---------------|----------------|------|
|  | 1 | CARDINALS LAD L48 | | | |
| | | 2/7/23 | POLLED | TSI:270 | |
| KEYS ONE N ONLY 1E | | CEDARDALE ZEAL 125Z MISS KEY MEG 172C | | | |
| CARDINALS LADY 5224P | | CARDINALS GRIDMAKER CARDINALS LADY H307P | | | |
| BW | BW EPD | WW | WW EPD | REA | IMF |
| 80 | -0.5 | 660 | 79 | 14.1 | 2.14 |
| AGE OF DAM | CE EPD | YW | YW EPD | ADG | SC |
| 8 | 11.4 | 1172 | 129 | 3.5 | 34.0 |
| LEPTIN ★ | | PMCH ★ | IGF2 ★★ | CRH ★★ | |

| | | | | | |
|--|----------|--|---------------|----------------|------|
|  | 2 | CARDINALS LAD L66 | | | |
| | | 2/10/23 | POLLED | TSI:261 | |
| KEYS ONE N ONLY 1E | | CEDARDALE ZEAL 125Z MISS KEY MEG 172C | | | |
| CARDINALS LADY 4304P | | CARDINALS RANCHER CARDINALS LADY 085 1P | | | |
| BW | BW EPD | WW | WW EPD | REA | IMF |
| 84 | 0.1 | 743 | 73 | 15.5 | 1.96 |
| AGE OF DAM | CE EPD | YW | YW EPD | ADG | SC |
| 9 | 8.1 | 1241 | 123 | 3.4 | 35.0 |
| LEPTIN ★★ | | PMCH ★★ | IGF2 ★★ | CRH ★★ | |


| | | | | | |
|--|--------------------------|--------|--|-------|----------------|
|  3 | CARDINALS LAD L79 | | | | |
| | 2/13/23 | | POLLED | | TSI:257 |
| KEYS ONE N ONLY IE | | | CEDARDALE ZEAL 125Z MISS KEY MEG 172C | | |
| CARDINALS LADY 6277P | | | CARDINALS DESIGN CARDINALS LADY 4306P | | |
| BW | BW EPD | WW | WW EPD | REA | IMF |
| 90 | 0.2 | 676 | 70 | 16.1 | 2.53 |
| AGE OF DAM | CE EPD | YW | YW EPD | ADG | SC |
| 7 | 9.2 | 1157 | 109 | 3.3 | 34.5 |
| LEPTIN ★ | | PMCH★★ | | IGF2★ | |
| | | | | CRH★★ | |

| | | | | | |
|---|---------------------------|--------|--|--------|----------------|
|  4 | CARDINALS LAD L144 | | | | |
| | 3/2/23 | | POLLED | | TSI:265 |
| KEYS ONE N ONLY IE | | | CEDARDALE ZEAL 125Z MISS KEY MEG 172C | | |
| CARDINALS LADY 7156P | | | KEYS STREETSMART 74C CARDINALS LADY 3107P | | |
| BW | BW EPD | WW | WW EPD | REA | IMF |
| 86 | 1.2 | 725 | 78 | 15.5 | 2.12 |
| AGE OF DAM | CE EPD | YW | YW EPD | ADG | SC |
| 6 | 7.3 | 1211 | 119 | 3.4 | 35.0 |
| LEPTIN★★ | | PMCH★★ | | IGF2★★ | |
| | | | | CRH★★ | |


| | | | | | |
|---|---------------------------|--------|--|--------|----------------|
|  5 | CARDINALS LAD L145 | | | | |
| | 3/2/23 | | POLLED | | TSI:259 |
| KEYS ONE N ONLY IE | | | CEDARDALE ZEAL 125Z MISS KEY MEG 172C | | |
| CARDINALS LADY 7241P | | | KEYS STREETSMART 74C CARDINALS LADY 3F13P | | |
| BW | BW EPD | WW | WW EPD | REA | IMF |
| 80 | 0.9 | 645 | 75 | 12.6 | 2.16 |
| AGE OF DAM | CE EPD | YW | YW EPD | ADG | SC |
| 6 | 6.5 | 1056 | 116 | 3.1 | 33.5 |
| LEPTIN★★ | | PMCH★★ | | IGF2★★ | |
| | | | | CRH★ | |





| | | | | | | | | | |
|--|-------------------|----------------------------|-------------------|-----------------------------|-------------|-----------------------------|--|----------------|--|
|  | 6 | CARDINALS LAD L148 | | 3/3/23 | | POLLED | | TSI:263 | |
| | | KEYS ONE N ONLY IE | | CEDARDALE ZEAL 125Z | | MISS KEY MEG 172C | | | |
| | | CARDINALS LADY 552P | | FARAWAY NEVILLE 23ST | | CARDINALS LADY H285P | | | |
| BW | BW EPD | WW | WW EPD | REA | IMF | | | | |
| 84 | 0.1 | 724 | 77 | 14.0 | 2.26 | | | | |
| AGE OF DAM | CE EPD | YW | YW EPD | ADG | SC | | | | |
| 8 | 8.5 | 1281 | 121 | 3.8 | 38.0 | | | | |
| LEPTIN ★★ | | PMCH★★ | | IGF2★ | | CRH★ | | | |



| | | | | | | | | | |
|--|-------------------|----------------------------|-------------------|----------------------------|-------------|----------------------------|--|----------------|--|
|  | 7 | CARDINALS LAD L175 | | 3/12/23 | | POLLED | | TSI:258 | |
| | | KEYS ONE N ONLY IE | | CEDARDALE ZEAL 125Z | | MISS KEY MEG 172C | | | |
| | | CARDINALS LADY 450P | | WESTERN DOMINATOR | | CARDINALS LADY 231P | | | |
| BW | BW EPD | WW | WW EPD | REA | IMF | | | | |
| 82 | 1.5 | 801 | 78 | 16.3 | 2.43 | | | | |
| AGE OF DAM | CE EPD | YW | YW EPD | ADG | SC | | | | |
| 9 | 6.4 | 1330 | 109 | 3.6 | 34.5 | | | | |
| LEPTIN ★★ | | PMCH★★ | | IGF2★★ | | CRH★★ | | | |



8

CARDINALS LAD L185
3/15/23 POLLED TSI:261

KEYS ONE N ONLY IE CEDARDALE ZEAL 125Z
MISS KEY MEG 172C

CARDINALS LADY 319P WESTERN DOMINATOR
CARDINALS LADY 168P

| BW | BW EPD | WW | WW EPD | REA | IMF |
|------------------------------|--------|------|--------|------|------|
| 78 | 0.6 | 726 | 70 | 13.9 | 2.18 |
| AGE OF DAM | CE EPD | YW | YW EPD | ADG | SC |
| 10 | 6.7 | 1117 | 107 | 3.1 | 33.0 |
| LEPTIN ★★ PMCH★★ IGF2★★ CRH★ | | | | | |



9

CARDINALS LAD L192
3/16/23 POLLED TSI:265

KEYS ONE N ONLY IE CEDARDALE ZEAL 125Z
MISS KEY MEG 172C

CARDINALS LADY 4310P FARAWAY NEVILLE 23ST
CARDINALS LADY H290P

| BW | BW EPD | WW | WW EPD | REA | IMF |
|------------------------------|--------|------|--------|------|------|
| 84 | -0.1 | 691 | 72 | 13.1 | 2.14 |
| AGE OF DAM | CE EPD | YW | YW EPD | ADG | SC |
| 9 | 9.7 | 1168 | 115 | 3.3 | 37.5 |
| LEPTIN ★★ PMCH★★ IGF2★ CRH★★ | | | | | |



10

CARDINALS LAD L214
3/17/23 POLLED TSI:269

KEYS ONE N ONLY IE CEDARDALE ZEAL 125Z
MISS KEY MEG 172C

CARDINALS LADY 480P CARDINALS HONDO
CARDINALS LADY 288P

| BW | BW EPD | WW | WW EPD | REA | IMF |
|-------------------------------|--------|------|--------|------|------|
| 88 | 0.8 | 766 | 75 | 13.7 | 1.91 |
| AGE OF DAM | CE EPD | YW | YW EPD | ADG | SC |
| 9 | 8.4 | 1227 | 117 | 3.1 | 33.5 |
| LEPTIN ★★ PMCH★★ IGF2★★ CRH★★ | | | | | |



LOT 10



11

CARDINALS LAD L233
3/24/23 POLLED TSI:264

KEYS ONE N ONLY IE CEDARDALE ZEAL 125Z
MISS KEY MEG 172C

CARDINALS LADY 3F16P LVB FOURTH & OUT 1030
CARDINALS LADY 0825P

| BW | BW EPD | WW | WW EPD | REA | IMF |
|------------|--------|---------|--------|---------|------|
| 82 | 0.4 | 679 | 73 | 13.8 | 3.22 |
| AGE OF DAM | CE EPD | YW | YW EPD | ADG | SC |
| 10 | 7.2 | 1215 | 119 | 3.7 | 34.5 |
| LEPTIN ★★ | | PMCH ★★ | | IGF2 ★★ | |
| CRH ★ | | | | | |



LOT 11



12

CARDINALS LAD L265
3/30/23 POLLED TSI:250

KEYS ONE N ONLY IE CEDARDALE ZEAL 125Z
MISS KEY MEG 172C

CARDINALS LADY 3126P CARDINALS DESIGN
CARDINALS LADY 0830P

| BW | BW EPD | WW | WW EPD | REA | IMF |
|------------|--------|---------|--------|---------|------|
| 88 | -0.2 | 768 | 75 | 17.1 | 2.56 |
| AGE OF DAM | CE EPD | YW | YW EPD | ADG | SC |
| 10 | 7.7 | 1179 | 107 | 3.0 | 36.0 |
| LEPTIN ★★ | | PMCH ★★ | | IGF2 ★★ | |
| CRH ★ | | | | | |




LOT 12




1/17/19 **CARDINALS POWERMAX** M935682

DC-OW MAXIMIZER 385 FC MAGIC WIND 0105P
 OW MAXIMIZER 3041P DC MISS JOSEY 0125 PLD
 OW SANDCREEK Y46 MC-OW SANDCREEK 375
 OW MISS DESIGN W78P
 CARDINALS PURE POWER ANJOU PURE POWER
 CARDINALS LADY 6F19 CARDINALS LADY K415P
 CARDINALS LADY 0873P SAMACUS 6131 PLD
 CARDINALS LADY C463P

OUR POWERMAX CREATES SONS THAT ARE SMOOTH AND DEEP RIBBED WITH A POWERFUL HIP AND QUIET DISPOSITION. GENETICS FROM PURE POWER BRINGS THE MUSCLE AND THICKNESS. OW MAXIMIZER BRINGS THE EASY CALVING TRAIT. DOUBLE MARKER FOR LEPTIN.


 **13** **CARDINALS LAD L33**
 2/6/23 **POLLED** TSI:267
 CARDINALS POWERMAX OW MAXIMIZER 3041 PLD
 CARDINALS LADY 6F19 P
 CARDINALS LADY 73G KEYS ONE N ONLY 1E
 CARDINALS LADY 626P


| BW | BW EPD | WW | WW EPD | REA | IMF |
|------------|--------|--------|--------|-------|------|
| 74 | -0.9 | 643 | 73 | 14.8 | 2.05 |
| AGE OF DAM | CE EPD | YW | YW EPD | ADG | SC |
| 4 | 12.7 | 1127 | 114 | 3.3 | 35.0 |
| LEPTIN ★★ | | PMCH ★ | IGF2 ★ | CRH ★ | |


 **14** **CARDINALS LAD L95**
 2/22/23 **POLLED** TSI:266
 CARDINALS POWERMAX OW MAXIMIZER 3041 PLD
 CARDINALS LADY 6F19 P
 CARDINALS LADY 41H CARDINALS MCLINTOCH
 CARDINALS LADY K379P

| BW | BW EPD | WW | WW EPD | REA | IMF |
|------------|--------|---------|---------|------|------|
| 82 | -1.2 | 702 | 68 | 13.8 | 2.32 |
| AGE OF DAM | CE EPD | YW | YW EPD | ADG | SC |
| 3 | 14.9 | 1203 | 110 | 3.5 | 36.5 |
| LEPTIN ★ | | PMCH ★★ | IGF2 ★★ | CRH | |



| | | | | | | | | |
|--|---------------------------|--------------------------------|------------------------------|-----------------------------|------------------------------|-------------|----------------|--|
|  15 | CARDINALS LAD L101 | | 2/24/23 | | POLLED | | TSI:260 | |
| | CARDINALS POWERMAX | | OW MAXIMIZER 3041 PLD | | CARDINALS LADY 6F19 P | | | |
| CARDINALS LADY 598P | | CARDINALS WITHOUT DOUBT | | CARDINALS LADY K379P | | | | |
| BW | BW EPD | WW | WW EPD | REA | IMF | | | |
| 84 | -1.8 | 741 | 71 | 14.5 | 2.18 | | | |
| AGE OF DAM | CE EPD | YW | YW EPD | ADG | SC | | | |
| 8 | 14.5 | 1272 | 112 | 3.7 | 38.5 | | | |
| LEPTIN ★★ | | PMCH★★ | | IGF2★★ | | CRH★ | | |

| | | | | | | | | |
|--|---------------------------|-------------------------------|------------------------------|-----------------------------|------------------------------|-------------|----------------|--|
|  16 | CARDINALS LAD L123 | | 2/27/23 | | POLLED | | TSI:263 | |
| | CARDINALS POWERMAX | | OW MAXIMIZER 3041 PLD | | CARDINALS LADY 6F19 P | | | |
| CARDINALS LADY 8217P | | LVB 4TH & OUT 1030 | | CARDINALS LADY 5324P | | | | |
| BW | BW EPD | WW | WW EPD | REA | IMF | | | |
| 86 | -0.5 | 718 | 68 | 14.5 | 2.26 | | | |
| AGE OF DAM | CE EPD | YW | YW EPD | ADG | SC | | | |
| 5 | 14.5 | 1188 | 111 | 3.3 | 38.0 | | | |
| LEPTIN ★★ | | PMCH★★ | | IGF2★ | | CRH★ | | |

| | | | | | | | | |
|--|---------------------------|--------------------------------|------------------------------|-----------------------------|------------------------------|--------------|----------------|--|
|  17 | CARDINALS LAD L125 | | 2/27/23 | | POLLED | | TSI:261 | |
| | CARDINALS POWERMAX | | OW MAXIMIZER 3041 PLD | | CARDINALS LADY 6F19 P | | | |
| CARDINALS LADY 62G | | CARDINALS WITHOUT DOUBT | | CARDINALS LADY 4120P | | | | |
| BW | BW EPD | WW | WW EPD | REA | IMF | | | |
| 86 | -0.5 | 770 | 68 | 15.1 | 2.26 | | | |
| AGE OF DAM | CE EPD | YW | YW EPD | ADG | SC | | | |
| 4 | 12.2 | 1259 | 121 | 3.4 | 39.5 | | | |
| LEPTIN ★★ | | PMCH★★ | | IGF2★ | | CRH★★ | | |



18

CARDINALS LAD L143

3/2/23

DEHORNE

TSI:266

CARDINALS POWERMAX

OW MAXIMIZER 3041 PLD
CARDINALS LADY 6F19 P

CARDINALS LADY 8220P

LVB FOURTH & OUT 1030
CARDINALS LADY 5227P

| BW | BW/EPD | WW | WW/EPD | REA | IMF | | |
|------------|--------|--------|--------|--------|------|-------|--|
| 84 | -0.6 | 764 | 68 | 13.7 | 2.16 | | |
| AGE OF DAM | CE EPD | YW | YW/EPD | ADG | SC | | |
| 5 | 13.7 | 1297 | 123 | 3.7 | 36.5 | | |
| LEPTIN ★ | | PMCH★★ | | IGF2★★ | | CRH★★ | |



19

CARDINALS LAD L152

3/4/23

POLLED

TSI:264

CARDINALS POWERMAX


OW MAXIMIZER 3041 PLD
CARDINALS LADY 6F19 P

CARDINALS LADY 879P


LVB FOURTH & OUT 1030
CARDINALS LADY 5227P


| BW | BW/EPD | WW | WW/EPD | REA | IMF | | |
|------------|--------|--------|--------|--------|------|------|--|
| 90 | 0.9 | 757 | 72 | 13.9 | 2.56 | | |
| AGE OF DAM | CE EPD | YW | YW/EPD | ADG | SC | | |
| 5 | 13.7 | 1333 | 125 | 4.0 | 36.5 | | |
| LEPTIN★★ | | PMCH★★ | | IGF2★★ | | CRH★ | |



| | | | | | | | | |
|---|---------------------------|---------------------------|------------------------------|----------------------------|------------------------------|--------------|----------------|--|
|  20 | CARDINALS LAD L179 | | 3/12/23 | | POLLED | | TSI:271 | |
| | CARDINALS POWERMAX | | OW MAXIMIZER 3041 PLD | | CARDINALS LADY 6F19 P | | | |
| CARDINALS LADY 237G | | KEYS ONE N ONLY 1E | | CARDINALS LADY 455P | | | | |
| BW | BW EPD | WW | WW EPD | REA | IMF | | | |
| 84 | -0.2 | 758 | 74 | 13.8 | 2.06 | | | |
| AGE OF DAM | CE EPD | YW | YW EPD | ADG | SC | | | |
| 4 | 13.7 | 1178 | 117 | 3.1 | 37.5 | | | |
| LEPTIN ★★ | | PMCH ★★ | | IGF2 ★ | | CRH ★ | | |




| | | | | | | | | |
|--|---------------------------|--------------------------------|------------------------------|-----------------------------|------------------------------|--------------|----------------|--|
|  21 | CARDINALS LAD L212 | | 3/17/23 | | DEHORND | | TSI:260 | |
| | CARDINALS POWERMAX | | OW MAXIMIZER 3041 PLD | | CARDINALS LADY 6F19 P | | | |
| CARDINALS LADY 565P | | CARDINALS WITHOUT DOUBT | | CARDINALS LADY E957P | | | | |
| BW | BW EPD | WW | WW EPD | REA | IMF | | | |
| 80 | -0.9 | 786 | 71 | 12.6 | 2.67 | | | |
| AGE OF DAM | CE EPD | YW | YW EPD | ADG | SC | | | |
| 8 | 12.7 | 1228 | 109 | 3.1 | 36.5 | | | |
| LEPTIN ★★ | | PMCH ★ | | IGF2 ★ | | CRH ★ | | |

| | | | | | | | | |
|--|---------------------------|--------------------------------|------------------------------|-----------------------------|------------------------------|---------------|----------------|--|
|  22 | CARDINALS LAD L238 | | 3/24/23 | | POLLED | | TSI:265 | |
| | CARDINALS POWERMAX | | OW MAXIMIZER 3041 PLD | | CARDINALS LADY 6F19 P | | | |
| CARDINALS LADY 112G | | CARDINALS WITHOUT DOUBT | | CARDINALS LADY 4120P | | | | |
| BW | BW EPD | WW | WW EPD | REA | IMF | | | |
| 82 | -1.5 | 657 | 67 | 13.4 | 2.28 | | | |
| AGE OF DAM | CE EPD | YW | YW EPD | ADG | SC | | | |
| 4 | 13.7 | 1129 | 115 | 3.3 | 33.5 | | | |
| LEPTIN ★★ | | PMCH ★★ | | IGF2 ★ | | CRH ★★ | | |





LOT 23

| | | | | | | |
|--|-------------------------|----------------------|----------------------|---------------------|-----------------------|----------------|
|  23 | CARDINALS LAD L2 | | 1/22/23 | | POLLED | TSI:257 |
| | OW MAXIMIZER 304I | | DC-OW MAXIMIZER 385P | | OW MISS SANDCREEK Y46 | |
| CARDINALS LADY 74J | | CARDINALS STREETWISE | | CARDINALS LADY 897P | | |
| BW | BW EPD | WW | WW EPD | REA | IMF | |
| 68 | -2.8 | 609 | 67 | 14.2 | 2.56 | |
| AGE OF DAM | CE EPD | YW | YW EPD | ADG | SC | |
| 2 | 16.4 | 1043 | 115 | 3.0 | 33.5 | |
| LEPTIN ★★ | | PMCH★★ | | IGF2★ | | CRH★ |





LOT 24

| | | | | | | |
|--|-------------------------|-----------------------|----------------------|---------------------|-----------------------|----------------|
|  24 | CARDINALS LAD L3 | | 1/22/23 | | POLLED | TSI:264 |
| | OW MAXIMIZER 304I | | DC-OW MAXIMIZER 385P | | OW MISS SANDCREEK Y46 | |
| CARDINALS LADY 42J | | LVB FOURTH & OUT 1030 | | CARDINALS LADY 756P | | |
| BW | BW EPD | WW | WW EPD | REA | IMF | |
| 70 | -1.7 | 680 | 63 | 16.3 | 2.55 | |
| AGE OF DAM | CE EPD | YW | YW EPD | ADG | SC | |
| 2 | 12.9 | 1204 | 109 | 3.6 | 38.5 | |
| LEPTIN ★ | | PMCH★★ | | IGF2★ | | CRH★★ |

| | | | | | |
|---|---------------|------------------------------|----------------|----------------|-------------|
|  | 25 | CARDINALS LAD L11 | | | |
| | | 1/30/23 | SCURRED | TSI:261 | |
| OW MAXIMIZER 3041 | | DC-OW MAXIMIZER 385P | | | |
| | | OW MISS SANDCREEK Y46 | | | |
| CARDINALS LADY 104J | | WCF MR SILVER GUN 467 | | | |
| | | CARDINALS LADY 0808P | | | |
| BW | BW EPD | WW | WW EPD | REA | IMF |
| 88 | -1.5 | 731 | 67 | 14.9 | 2.99 |
| AGE OF DAM | CE EPD | YW | YW EPD | ADG | SC |
| 2 | 14.2 | 1232 | 108 | 3.5 | 39.5 |
| LEPTIN ★★ | | PMCH ★★ | | IGF2 ★★ | |
| | | | | CRH ★★ | |



| | | | | | |
|--|---------------|------------------------------|---------------|----------------|-------------|
|  | 26 | CARDINALS LAD L13 | | | |
| | | 2/1/23 | POLLED | TSI:247 | |
| OW MAXIMIZER 3041 | | DC-OW MAXIMIZER 385P | | | |
| | | OW MISS SANDCREEK Y46 | | | |
| CARDINALS LADY 825P | | CARDINALS DUKE | | | |
| | | CARDINALS LADY 5F2P | | | |
| BW | BW EPD | WW | WW EPD | REA | IMF |
| 82 | -2.1 | 607 | 61 | 14.0 | 2.49 |
| AGE OF DAM | CE EPD | YW | YW EPD | ADG | SC |
| 5 | 15.2 | 1039 | 103 | 3.1 | 40.0 |
| LEPTIN ★★ | | PMCH ★★ | | IGF2 | |
| | | | | CRH ★ | |

| | | | | | |
|--|---------------|--------------------------------|---------------|----------------|-------------|
|  | 27 | CARDINALS LAD L16 | | | |
| | | 2/1/23 | POLLED | TSI:245 | |
| OW MAXIMIZER 3041 | | DC-OW MAXIMIZER 385P | | | |
| | | OW MISS SANDCREEK Y46 | | | |
| CARDINALS LADY 98H | | CARDINALS WITHOUT DOUBT | | | |
| | | CARDINALS LADY 493P | | | |
| BW | BW EPD | WW | WW EPD | REA | IMF |
| 78 | -2.3 | 625 | 60 | 14.8 | 2.16 |
| AGE OF DAM | CE EPD | YW | YW EPD | ADG | SC |
| 3 | 12.9 | 1073 | 101 | 3.4 | 34.0 |
| LEPTIN ★★ | | PMCH ★ | | IGF2 ★ | |
| | | | | CRH ★ | |




1/30/20 **CARDINALS OLD SCHOOL** M951428

CARDINALS LHD CIGAR E46
 SMOKE
 CARDINALS LADY 9019P
CARDINALS LAD 9038P
 LADY 670P
 CARDINALS LADY 0814P
 LHD MR PERFECT Y416
 LHD MS CLASSIC BELL X613
 WALL'S POLLED SCOUT
 CARDINAL LADY 7177
 JBJ AJ 787G
 BVF BABE 3223
 CARDINALS SLEEP EZ
 CARDINALS LADY G110P

POSSESSING THE TIME TESTED LEGENDS, PIZZAZ & WESTERN DOMINATOR FARTHER BACK IN THE PEDIGREE, OUR PROVEN GENETICS ARE WRAPPED UP IN OLD SCHOOL! HE BREEDS CAR-CASS MERIT, LONGEVITY AND EXPLOSIVE GROWTH ALL WITH QUIET DISPOSITIONS. HE CARRIES THE LEPTIN DOUBLE MARKER.



LOT 28

| | | | | | |
|--|--|--|--------|------|------|
|  28 | CARDINALS LAD L45 2/7/23 POLLED TSI:254 | | | | |
| | CARDINALS OLD SCHOOL CARDINALS LADY 193H | CARDINALS SMOKE CARDINALS LADY 670P CARDINALS APACHE CARDINALS LADY 6147P | | | |
| BW | BW EPD | WW | WW EPD | REA | IMF |
| 82 | 1.2 | 678 | 70 | 13.4 | 2.16 |
| AGE OF DAM | CE EPD | YW | YW EPD | ADG | SC |
| 3 | 10.8 | 1203 | 112 | 3.6 | 34.5 |
| LEPTIN ★★ PMCH★★ IGF2★★ CRH★★ | | | | | |

**29****CARDINALS LAD L51**2/7/23**POLLED****TSI:256**

CARDINALS OLD SCHOOL

CARDINALS SMOKE
CARDINALS LADY 670P

CARDINALS LADY 33H

KEYS ONE N ONLY 1E
CARDINALS LADY 6F6P

| BW | BW EPD | WW | WW EPD | REA | IMF |
|---------------|-------------|-------------|------------|-------------|-------------|
| 88 | 1.0 | 635 | 68 | 14.4 | 2.27 |
| AGE OF DAM | CE EPD | YW | YW EPD | ADG | SC |
| 3 | 10.1 | 1090 | 117 | 3.4 | 34.0 |
| LEPTIN ★★ | | PMCH ★★ | | IGF2 ★★ | |
| | | | | CRH ★★ | |

**LOT 30****30****CARDINALS LAD L58**2/8/23**POLLED****TSI:252**

CARDINALS OLD SCHOOL

CARDINALS SMOKE
CARDINALS LADY 670P

CARDINALS LADY 7344P

KEYS STREETSMART 74C
CARDINALS LADY 293P

| BW | BW EPD | WW | WW EPD | REA | IMF |
|---------------|-------------|-------------|------------|-------------|-------------|
| 88 | 0.9 | 648 | 70 | 14.7 | 2.16 |
| AGE OF DAM | CE EPD | YW | YW EPD | ADG | SC |
| 6 | 10.5 | 1066 | 121 | 3.1 | 37.5 |
| LEPTIN ★★ | | PMCH ★★ | | IGF2 ★ | |
| | | | | CRH | |

**31****CARDINALS LAD L73**2/11/23**POLLED****TSI:255**

CARDINALS OLD SCHOOL


CARDINALS SMOKE
CARDINALS LADY 670P

CARDINALS LADY 200H


KEYS STREETSMART 74C
CARDINALS LADY 3148P


| BW | BW EPD | WW | WW EPD | REA | IMF |
|---------------|-------------|-------------|------------|-------------|-------------|
| 84 | 0.9 | 656 | 72 | 13.1 | 2.38 |
| AGE OF DAM | CE EPD | YW | YW EPD | ADG | SC |
| 3 | 11.7 | 1137 | 123 | 3.3 | 34.0 |
| LEPTIN ★ | | PMCH ★★ | | IGF2 ★★ | |
| | | | | CRH ★★ | |




| | | | | | |
|--|-----------------------------|-----------------------------|------------------------|----------------------------|----------------------------|
|  32 | CARDINALS LAD L78 | | 2/12/23 | POLLED | TSI:256 |
| | CARDINALS OLD SCHOOL | | CARDINALS SMOKE | | CARDINALS LADY 670P |
| CARDINALS LADY 269G | | CARDINALS PURE POWER | | CARDINALS LADY 192P | |
| BW | BW EPD | WW | WW EPD | REA | IMF |
| 88 | 0.8 | 715 | 67 | 14.6 | 2.68 |
| AGE OF DAM | CE EPD | YW | YW EPD | ADG | SC |
| 4 | 11.6 | 1140 | 120 | 3.1 | 35.0 |
| LEPTIN ★ | | PMCH★★ | | IGF2★ | |
| CRH ★ | | | | | |




| | | | | | |
|--|-----------------------------|-----------------------------|------------------------|----------------------------|----------------------------|
|  33 | CARDINALS LAD L110 | | 2/25/23 | POLLED | TSI:251 |
| | CARDINALS OLD SCHOOL | | CARDINALS SMOKE | | CARDINALS LADY 670P |
| CARDINALS LADY 8104P | | KEYS STREETSMART 74C | | CARDINALS LADY 476P | |
| BW | BW EPD | WW | WW EPD | REA | IMF |
| 86 | 0.9 | 613 | 67 | 12.0 | 2.16 |
| AGE OF DAM | CE EPD | YW | YW EPD | ADG | SC |
| 5 | 11.5 | 1104 | 120 | 3.7 | 33.5 |
| LEPTIN ★★ | | PMCH★★ | | IGF2★★ | |
| CRH ★ | | | | | |

| | | | | | |
|---|-------------|--|---------------|----------------|-------------|
|  | 34 | CARDINALS LAD L131 | | | |
| | | <u>2/28/23</u> | POLLED | TSI:253 | |
| CARDINALS OLD SCHOOL | | CARDINALS SMOKE CARDINALS LADY 670P | | | |
| CARDINALS LADY 123G | | KEYS STREETSMART 74C CARDINALS LADY 6103P | | | |
| BW | BW EPD | WW | WW EPD | REA | IMF |
| 84 | 0.8 | 736 | 72 | 13.7 | 2.14 |
| AGE OF DAM | CE EPD | YW | YW EPD | ADG | SC |
| 4 | 11.1 | 1201 | 121 | 3.2 | 35.0 |
| LEPTIN ★ | | PMCH★★ | | IGF2★★ | |
| | | | | CRH ★ | |



| | | | | | |
|--|-------------|--|---------------|----------------|-------------|
|  | 35 | CARDINALS LAD L151 | | | |
| | | <u>3/4/23</u> | POLLED | TSI:257 | |
| CARDINALS OLD SCHOOL | | CARDINALS SMOKE CARDINALS LADY 670P | | | |
| CARDINALS LADY 818P | | WR WRANGLER W601 CARDINALS LADY 6151P | | | |
| BW | BW EPD | WW | WW EPD | REA | IMF |
| 80 | 0.4 | 682 | 65 | 14.4 | 2.22 |
| AGE OF DAM | CE EPD | YW | YW EPD | ADG | SC |
| 5 | 11.6 | 1128 | 118 | 3.1 | 36.5 |
| LEPTIN★★ | | PMCH★★ | | IGF2★★ | |
| | | | | CRH ★ | |

| | | | | | |
|--|-------------|---|---------------|----------------|-------------|
|  | 36 | CARDINALS LAD L226 | | | |
| | | <u>3/22/23</u> | POLLED | TSI:254 | |
| CARDINALS OLD SCHOOL | | CARDINALS SMOKE CARDINALS LADY 670P | | | |
| CARDINALS LADY 7209P | | KEYS STREETSMART 74C CARDINALS LADY 357P | | | |
| BW | BW EPD | WW | WW EPD | REA | IMF |
| 88 | 1.0 | 693 | 65 | 12.9 | 2.37 |
| AGE OF DAM | CE EPD | YW | YW EPD | ADG | SC |
| 6 | 10.0 | 1102 | 112 | 3.1 | 33.5 |
| LEPTIN ★ | | PMCH★★ | | IGF2★★ | |
| | | | | CRH★★★ | |




2/18/20 **CARDINALS MARSHALL** M951394


KEYS ALL STATE 149X KEYS SPECIALIST 18U
 MISS KEY MEG 2T
 CARDINALS MATT DILLON CARDINALS GUNSMOKE
 CARDINALS LADY K399P CARDINAL LADY F17 P
 M6 GRIDMAKER 104PET
 CARDINALS GRIDMAKER CARDINALS LADY D75 I
 CARDINALS LADY 5285P SAMACUS 6131 PLD
 CARDINALS LADY 134P CARDINALS LADY A148P

AN ALL STATE BULL FROM ONE OF OUR TOP PRODUCING GUNSMOKE DAUGHTERS AND SAMACUS ON THE BOTTOM. HIS SONS ARE DEEP, HEAVILY MUSCLED WITH HUGH TOPS, ALL ON CORRECT LEGS AND FEET THAT CAN GET OUT AND MOVE. HIS DOCILITY AND DOUBLE STARRED LEPTIN IS PASSED ON.




| | | | | | |
|--|-------------|------------------------------|---------------|----------------|------|
|  | <h1>37</h1> | CARDINALS LAD L18 | | | |
| | | 2/3/23 | POLLED | TSI:272 | |
| CARDINALS MARSHALL | | CARDINALS MATT DILLON | | | |
| | | CARDINALS LADY 5285P | | | |
| CARDINALS LADY 53H | | CARDINALS HONDO | | | |
| | | CARDINALS LADY 357P | | | |
| BW | BW EPD | WW | WW EPD | REA | IMF |
| 88 | 0.7 | 707 | 76 | 13.1 | 3.03 |
| AGE OF DAM | CE EPD | YW | YW EPD | ADG | SC |
| 3 | 10.1 | 1120 | 127 | 3.0 | 37.0 |
| LEPTIN ★ | | PMCH★★ | | IGF2★ | |
| | | | | CRH★★ | |



| | | | | | | | | | |
|--|---------------------------|---------------|----------------------------------|------------------------------|---------------|--------------|----------------|-----------------------------|-----------------------------|
|  38 | CARDINALS LAD L57 | | 2/8/23 | | POLLED | | TSI:275 | | |
| | CARDINALS MARSHALL | | | CARDINALS MATT DILLON | | | | | CARDINALS LADY 5285P |
| CARDINALS LADY 100H | | | LVB FOURTH & OUT 1030 | | | | | CARDINALS LADY 1135P | |
| BW | BW EPD | WW | WW EPD | REA | IMF | | | | |
| 88 | 0.3 | 738 | 78 | 14.9 | 2.26 | | | | |
| AGE OF DAM | CE EPD | YW | YW EPD | ADG | SC | | | | |
| 3 | 10.4 | 1264 | 131 | 3.6 | 36.0 | | | | |
| LEPTIN ★ | | PMCH★★ | | IGF2★ | | CRH★★ | | | |



| | | | | | | | | | |
|--|---------------------------|---------------|------------------------|------------------------------|---------------|-------------|----------------|-----------------------------|-----------------------------|
|  39 | CARDINALS LAD L67 | | 2/10/23 | | POLLED | | TSI:268 | | |
| | CARDINALS MARSHALL | | | CARDINALS MATT DILLON | | | | | CARDINALS LADY 5285P |
| CARDINALS LADY 63H | | | CARDINALS HONDO | | | | | CARDINALS LADY 6153P | |
| BW | BW EPD | WW | WW EPD | REA | IMF | | | | |
| 86 | 0.9 | 701 | 72 | 14.5 | 2.24 | | | | |
| AGE OF DAM | CE EPD | YW | YW EPD | ADG | SC | | | | |
| 3 | 11.0 | 1145 | 131 | 3.1 | 37.5 | | | | |
| LEPTIN ★ | | PMCH★★ | | IGF2 | | CRH★ | | | |



40

CARDINALS LAD L83

2/16/23

POLLED

TSI:264

CARDINALS MARSHALL

CARDINALS MATT DILLON
CARDINALS LADY 5285P

CARDINALS LADY 683P

CARDINALS LAD 9038
CARDINALS LADY 1204P

| BW | BW EPD | WW | WW EPD | REA | IMF |
|------------|--------|--------|--------|---------|------|
| 88 | 0.4 | 765 | 68 | 15.1 | 2.16 |
| AGE OF DAM | CE EPD | YW | YW EPD | ADG | SC |
| 7 | 10.7 | 1256 | 122 | 3.4 | 40.5 |
| LEPTIN ★ | | PMCH ★ | | IGF2 ★★ | |
| | | | | CRH ★★ | |



LOT 40



41

CARDINALS LAD L88

2/17/23

POLLED

TSI:263

CARDINALS MARSHALL

CARDINALS MATT DILLON
CARDINALS LADY 5285P

CARDINALS LADY 6185P

CARDINALS LAD 9038
CARDINALS LADY 0837P

| BW | BW EPD | WW | WW EPD | REA | IMF |
|------------|--------|---------|--------|--------|------|
| 88 | 0.2 | 618 | 61 | 13.3 | 2.96 |
| AGE OF DAM | CE EPD | YW | YW EPD | ADG | SC |
| 7 | 10.1 | 1034 | 119 | 3.0 | 36.5 |
| LEPTIN ★★ | | PMCH ★★ | | IGF2 ★ | |
| | | | | CRH ★ | |



LOT 41



42

CARDINALS LAD L92
2/19/23 POLLED TSI:272

CARDINALS MARSHALL CARDINALS MATT DILLON
CARDINALS LADY 5285P
CARDINALS LADY 178G CARDINALS HONDO
CARDINALS LADY 3100P

| BW | BW EPD | WW | WW EPD | REA | IMF |
|------------|--------|--------|--------|-------|------|
| 86 | 0.6 | 734 | 73 | 14.9 | 2.44 |
| AGE OF DAM | CE EPD | YW | YW EPD | ADG | SC |
| 4 | 10.9 | 1291 | 133 | 3.8 | 34.5 |
| LEPTIN ★ | | PMCH★★ | | IGF2★ | |
| | | | | CRH ★ | |



LOT 42



43

CARDINALS LAD L121
2/26/23 SCURRED TSI:274


CARDINALS MARSHALL CARDINALS MATT DILLON
CARDINALS LADY 5285P
CARDINALS LADY 40H LVB FOURTH & OUT 1030
CARDINALS LADY 727P

| BW | BW EPD | WW | WW EPD | REA | IMF |
|------------|--------|-------|--------|--------|------|
| 82 | 0.7 | 628 | 72 | 12.1 | 2.70 |
| AGE OF DAM | CE EPD | YW | YW EPD | ADG | SC |
| 3 | 12.2 | 1078 | 116 | 3.1 | 35.5 |
| LEPTIN★★ | | PMCH★ | | IGF2★★ | |
| | | | | CRH ★ | |






LOT 44

| | | | | | | | | |
|--|---------------------------|---------------|----------------------------------|------------------------------|---------------|--------------|----------------|--|
|  44 | CARDINALS LAD L153 | | 3/4/23 | | POLLED | | TSI:281 | |
| | CARDINALS MARSHALL | | | CARDINALS MATT DILLON | | | | |
| CARDINALS LADY 142G | | | CARDINALS LADY 5285P | | | | | |
| | | | LVB FOURTH & OUT 1030 | | | | | |
| | | | CARDINALS LADY K400P | | | | | |
| BW | BW EPD | WW | WW EPD | REA | IMF | | | |
| 90 | 1.0 | 800 | 79 | 14.0 | 2.75 | | | |
| AGE OF DAM | CE EPD | YW | YW EPD | ADG | SC | | | |
| 3 | 8.7 | 1340 | 130 | 3.5 | 37.0 | | | |
| LEPTIN ★ | | PMCH★★ | | IGF2★★ | | CRH★★ | | |



LOT 45


| | | | | | | | | |
|--|---------------------------|---------------|-----------------------------|------------------------------|---------------|-------------|----------------|--|
|  45 | CARDINALS LAD L172 | | 3/11/23 | | POLLED | | TSI:274 | |
| | CARDINALS MARSHALL | | | CARDINALS MATT DILLON | | | | |
| CARDINALS LADY 222H | | | CARDINALS LADY 5285P | | | | | |
| | | | CARDINALS HONDO | | | | | |
| | | | CARDINALS LADY 3F13P | | | | | |
| BW | BW EPD | WW | WW EPD | REA | IMF | | | |
| 84 | 0.9 | 724 | 71 | 12.4 | 2.24 | | | |
| AGE OF DAM | CE EPD | YW | YW EPD | ADG | SC | | | |
| 3 | 9.8 | 1170 | 125 | 3.0 | 35.0 | | | |
| LEPTIN★★ | | PMCH★★ | | IGF2★ | | CRH★ | | |



2/14/16 **CARDINALS APACHE** M887812


KEYS SPECIALIST 18U KEYS TEN-ACIOUS 166S
 KEYS ALL STATE 149X MISS KEY KRISTEN 63K
 MISS KEY MEG 2T KEYS CHUMLEY 84
 KEYS MISS MEG 4R
 CARDINALS SMOKE LHD CIGAR E46
 CARDINALS LADY H219 CARDINALS LADY 9019
 CARDINALS LADY E933P WESTERN DOMINATOR
 CARDINALS LADY 5082P

OWNED WITH MICHAEL ROSSI, APACHE IS ANOTHER ALL STATE SON WITH A PROVEN PEDIGREE. A SMOKE/WESTERN DOMINATOR DAM EQUATES TO GENES PASSED ON TO SONS THAT WILL STAMP POWER, THICKNESS AND EASY DOING TO HIS OFFSPRING. GATHER UP HALF BROTHERS FOR UNIFORMITY.

 **46** **CARDINALS LAD L99**
 2/23/23 POLLED TSI:253

CARDINALS APACHE KEYS ALL STATE 149X
 CARDINALS LADY H219
 CARDINALS LADY 106G CARDINALS HONDO
 CARDINALS LADY 483P

| BW | BW EPD | WW | WW EPD | REA | IMF |
|------------|--------|--------|--------|--------|------|
| 82 | 0.3 | 752 | 67 | 13.4 | 2.04 |
| AGE OF DAM | CE EPD | YW | YW EPD | ADG | SC |
| 4 | 8.4 | 1113 | 118 | 3.0 | 39.5 |
| LEPTIN ★ | | PMCH ★ | | IGF2 ★ | |
| | | | | CRH ★ | |

 **47** **CARDINALS LAD L138**
 3/1/23 POLLED TSI:254

CARDINALS APACHE KEYS ALL STATE 149X
 CARDINALS LADY H219
 CARDINALS LADY 103G CARDINALS HONDO
 CARDINALS LADY 5200P

| BW | BW EPD | WW | WW EPD | REA | IMF |
|------------|--------|--------|--------|--------|------|
| 82 | 0.9 | 651 | 65 | 11.9 | 3.70 |
| AGE OF DAM | CE EPD | YW | YW EPD | ADG | SC |
| 4 | 8.5 | 1067 | 116 | 3.1 | 34.0 |
| LEPTIN ★ | | PMCH ★ | | IGF2 ★ | |
| | | | | CRH ★ | |



48

CARDINALS LAD L147
3/3/23 POLLED TSI:250

CARDINALS APACHE KEYS ALL STATE 149X
CARDINALS LADY H219
CARDINALS LADY 4111P CARDINALS GRIDMAKER
CARDINALS LADY K409P

| | | | | | |
|------------|--------|--------|--------|------|------|
| BW | BW EPD | WW | WW EPD | REA | IMF |
| 86 | 0.4 | 680 | 62 | 15.0 | 2.08 |
| AGE OF DAM | CE EPD | YW | YW EPD | ADG | SC |
| 9 | 8.8 | 1144 | 116 | 3.2 | 33.5 |
| LEPTIN ★ | PMCH ★ | IGF2 ★ | CRH ★ | | |



49

CARDINALS LAD L157
3/5/23 POLLED TSI:251

CARDINALS APACHE KEYS ALL STATE 149X
CARDINALS LADY H219
CARDINALS LADY 4286P CARDINALS GRIDMAKER
CARDINALS LADY 0821P

| | | | | | |
|------------|--------|---------|--------|------|------|
| BW | BW EPD | WW | WW EPD | REA | IMF |
| 84 | 0.4 | 752 | 64 | 16.4 | 2.16 |
| AGE OF DAM | CE EPD | YW | YW EPD | ADG | SC |
| 9 | 10.7 | 1257 | 116 | 3.5 | 36.5 |
| LEPTIN ★ | PMCH ★ | IGF2 ★★ | CRH ★★ | | |



50

CARDINALS LAD L182
3/14/23 POLLED TSI:259

CARDINALS APACHE KEYS ALL STATE 149X
CARDINALS LADY H219
CARDINALS LADY 413P CARDINALS WITHOUTDOUBT
CARDINALS LADY H285P

| | | | | | |
|------------|---------|--------|--------|------|------|
| BW | BW EPD | WW | WW EPD | REA | IMF |
| 82 | 0.3 | 622 | 64 | 13.2 | 2.31 |
| AGE OF DAM | CE EPD | YW | YW EPD | ADG | SC |
| 9 | 7.9 | 1113 | 112 | 3.4 | 37.0 |
| LEPTIN ★ | PMCH ★★ | IGF2 ★ | CRH ★★ | | |



51

CARDINALS LAD L190
3/15/23 DEHORNED TSI:251

CARDINALS APACHE KEYS ALL STATE 149X
CARDINALS LADY H219
CARDINALS LADY 231G CARDINALS HONDO
CARDINALS LADY 5215P

| BW | BW EPD | WW | WW EPD | REA | IMF |
|------------|--------|--------|--------|--------|------|
| 80 | 0.9 | 703 | 65 | 14.5 | 2.04 |
| AGE OF DAM | CE EPD | YW | YW EPD | ADG | SC |
| 4 | 8.1 | 1272 | 116 | 3.9 | 33.5 |
| LEPTIN ★ | | PMCH ★ | | IGF2 ★ | |
| | | | | CRH ★ | |



52

CARDINALS LAD L210
3/16/23 POLLED TSI:254


CARDINALS APACHE KEYS ALL STATE 149X
CARDINALS LADY H219
CARDINALS LADY 7F30 CARDINALS DUKE
CARDINALS LADY 539P

| BW | BW EPD | WW | WW EPD | REA | IMF |
|------------|--------|---------|--------|--------|------|
| 84 | 0.4 | 701 | 65 | 13.5 | 2.08 |
| AGE OF DAM | CE EPD | YW | YW EPD | ADG | SC |
| 6 | 7.5 | 1175 | 113 | 3.3 | 36.5 |
| LEPTIN ★★ | | PMCH ★★ | | IGF2 | |
| | | | | CRH ★★ | |





LOT 53


 **53** **CARDINALS LAD L250**
3/26/23 **POLLED** **TSI:254**
CARDINALS APACHE **KEYS ALL STATE 149X**
CARDINALS LADY H219
CARDINALS LADY 4277P **CARDINALS GRIDMAKER**
CARDINALS LADY 0814P

| BW | BW EPD | WW | WW EPD | REA | IMF |
|------------|--------|------|--------|------|------|
| 88 | 0.2 | 698 | 64 | 14.4 | 2.41 |
| AGE OF DAM | CE EPD | YW | YW EPD | ADG | SC |
| 9 | 10.0 | 1242 | 119 | 3.8 | 33.5 |

LEPTIN ★ **PMCH ★** **IGF2 ★** **CRH ★**



LOT 54

 **54** **CARDINALS LAD L255**
3/28/23 **POLLED** **TSI:249**
CARDINALS APACHE **KEYS ALL STATE 149X**
CARDINALS LADY H219
CARDINALS LADY 4113P **LVB FOURTH & OUT 1030**
CARDINALS LADY 1106P

| BW | BW EPD | WW | WW EPD | REA | IMF |
|------------|--------|------|--------|------|------|
| 86 | 0.5 | 746 | 62 | 13.9 | 2.23 |
| AGE OF DAM | CE EPD | YW | YW EPD | ADG | SC |
| 9 | 8.8 | 1230 | 121 | 3.3 | 36.5 |

LEPTIN ★★ **PMCH ★★** **IGF2 ★★** **CRH ★**





2/17/18 **CARDINALS MCLINTOCK** M918927


| | | |
|----------------------|---------------------|---------------------|
| | MOORE'S LEGACY 117L | MXV COUGARHILL HANK |
| CARDINALS LAD H25P | CARDINALS LAD 9038 | MOORMAID FOCUS 8103 |
| CARDINALS LADY C417 | CARDINALS LADY C417 | |
| CARDINALS GUNSMOKE | CARDINALS PATRIOT | |
| CARDINALS LADY 1135P | CARDINALS LADY 8422 | |
| CARDINALS LADY F88P | CARDINALS MAVERICK | |
| | CARDINALS LADY 8094 | |


MCLINTOCK'S SIRE, H25 GOES BACK TO THE PROVEN CANADIAN COUGARHILL HANK. HE PRODUCES SMOOTH SHOULDERED STOUT SONS WITH GOOD BONE, FEET AND LEGS. GATHER A SET OF 3/4 BROTHERS TO GIVE UNIFORMITY IN A CALF CROP. HE IS A DOUBLE MARKER FOR LEPTIN.



| | | | | | |
|--|-----------|--------------------------|--------|----------------------|------|
|  | 55 | CARDINALS LAD L86 | | | |
| | | 2/17/23 | POLLED | TSI:261 | |
| CARDINALS MCLINTOCK | | CARDINALS LAD H25P | | CARDINALS LADY 1135P | |
| CARDINALS LADY 7F5 | | CARDINALS HONDO | | CARDINALS LADY 4173P | |
| BW | BW EPD | WW | WW EPD | REA | IMF |
| 88 | -0.5 | 764 | 66 | 14.8 | 2.38 |
| AGE OF DAM | CE EPD | YW | YW EPD | ADG | SC |
| 6 | 14.0 | 1234 | 116 | 3.3 | 38.5 |
| LEPTIN ★★ | | PMCH★★ | | IGF2 ★ | |
| | | | | CRH★★ | |


| | | | | | |
|---|---------------|-----------------------------|---------------|----------------|-------------|
|  | 56 | CARDINALS LAD L111 | | | |
| | | 2/25/23 | POLLED | TSI:257 | |
| CARDINALS MCLINTOCK | | CARDINALS LAD H25P | | | |
| | | CARDINALS LADY 1135P | | | |
| CARDINALS LADY 7F16 | | CARDINALS HONDO | | | |
| | | CARDINALS LADY 4110P | | | |
| BW | BW EPD | WW | WW EPD | REA | IMF |
| 80 | -0.3 | 640 | 64 | 12.2 | 2.17 |
| AGE OF DAM | CE EPD | YW | YW EPD | ADG | SC |
| 6 | 14.6 | 1113 | 112 | 3.3 | 34.5 |
| LEPTIN ★★ | | PMCH ★ | IGF2 ★ | CRH ★ | |


| | | | | | |
|--|---------------|-----------------------------|---------------|----------------|-------------|
|  | 57 | CARDINALS LAD L129 | | | |
| | | 2/28/23 | POLLED | TSI:256 | |
| CARDINALS MCLINTOCK | | CARDINALS LAD H25P | | | |
| | | CARDINALS LADY 1135P | | | |
| CARDINALS LADY 7F8 | | CARDINALS HONDO | | | |
| | | CARDINALS LADY 2203P | | | |
| BW | BW EPD | WW | WW EPD | REA | IMF |
| 82 | -1.1 | 688 | 66 | 14.8 | 2.72 |
| AGE OF DAM | CE EPD | YW | YW EPD | ADG | SC |
| 6 | 14.9 | 1085 | 107 | 3.0 | 34.0 |
| LEPTIN ★★ | | PMCH ★★ | IGF2 | CRH | |


| | | | | | |
|--|---------------|-----------------------------|----------------|----------------|-------------|
|  | 58 | CARDINALS LAD L137 | | | |
| | | 3/1/23 | POLLED | TSI:257 | |
| CARDINALS MCLINTOCK | | CARDINALS LAD H25P | | | |
| | | CARDINALS LADY 1135P | | | |
| CARDINALS LADY 786P | | CARDINALS HONDO | | | |
| | | CARDINALS LADY 0843P | | | |
| BW | BW EPD | WW | WW EPD | REA | IMF |
| 80 | -0.1 | 619 | 65 | 11.9 | 2.35 |
| AGE OF DAM | CE EPD | YW | YW EPD | ADG | SC |
| 6 | 13.8 | 1091 | 108 | 3.3 | 34.5 |
| LEPTIN ★★ | | PMCH ★★ | IGF2 ★★ | CRH | |





| | | | | | |
|--|----------------------------|---------------------------|-----------------------------|---------------|----------------|
|  59 | CARDINALS LAD L156 | | 3/5/23 | POLLED | TSI:261 |
| | CARDINALS MCLINTOCK | CARDINALS LAD H25P | CARDINALS LADY 1135P | | |
| | CARDINALS LADY 7F32 | CARDINALS HONDO | CARDINALS LADY 247P | | |
| BW | BW EPD | WW | WW EPD | REA | IMF |
| 76 | 0.5 | 740 | 68 | 12.7 | 2.51 |
| AGE OF DAM | CE EPD | YW | YW EPD | ADG | SC |
| 6 | 13.6 | 1040 | 110 | 3.0 | 34.5 |
| LEPTIN ★★ | | PMCH★ | IGF2★ | CRH★★ | |

| | | | | | |
|--|-----------------------------|---------------------------|-----------------------------|----------------|----------------|
|  60 | CARDINALS LAD L158 | | 3/6/23 | DEHORND | TSI:257 |
| | CARDINALS MCLINTOCK | CARDINALS LAD H25P | CARDINALS LADY 1135P | | |
| | CARDINALS LADY 7181P | CARDINALS HONDO | CARDINALS LADY 483P | | |
| BW | BW EPD | WW | WW EPD | REA | IMF |
| 72 | -0.6 | 611 | 65 | 12.6 | 2.19 |
| AGE OF DAM | CE EPD | YW | YW EPD | ADG | SC |
| 6 | 13.3 | 1074 | 113 | 3.5 | 35.5 |
| LEPTIN ★ | | PMCH★★ | IGF2★ | CRH★ | |

| | | | | | |
|--|-----------------------------|----------------------------------|-----------------------------|---------------|----------------|
|  61 | CARDINALS LAD L163 | | 3/8/23 | POLLED | TSI:264 |
| | CARDINALS MCLINTOCK | CARDINALS LAD H25P | CARDINALS LADY 1135P | | |
| | CARDINALS LADY 4302P | LVB FOURTH & OUT 1030 | CARDINALS LADY 1135P | | |
| BW | BW EPD | WW | WW EPD | REA | IMF |
| 84 | -0.7 | 628 | 64 | 12.5 | 2.41 |
| AGE OF DAM | CE EPD | YW | YW EPD | ADG | SC |
| 9 | 13.6 | 1077 | 119 | 3.1 | 34.5 |
| LEPTIN ★★ | | PMCH★ | IGF2★★ | CRH | |



62

CARDINALS LAD L228
3/23/23 POLLED TSI:267

CARDINALS MCLINTOCK CARDINALS LAD H25P
CARDINALS LADY 1135P
CARDINALS LADY 206G KEYS ONE N ONLY 1E
CARDINALS LADY 5244P

| BW | BW EPD | WW | WW EPD | REA | IMF |
|------------|--------|--------|---------|--------|------|
| 86 | 0.1 | 740 | 71 | 12.8 | 2.78 |
| AGE OF DAM | CE EPD | YW | YW EPD | ADG | SC |
| 4 | 10.8 | 1151 | 122 | 3.1 | 33.5 |
| LEPTIN ★★ | | PMCH ★ | IGF2 ★★ | CRH ★★ | |



63

CARDINALS LAD L275
4/2/23 POLLED TSI:265

CARDINALS MCLINTOCK CARDINALS LAD H25P
CARDINALS LADY 1135P
CARDINALS LADY 455P LVB FOURTH & OUT 1030
CARDINALS LADY 115P

| BW | BW EPD | WW | WW EPD | REA | IMF |
|------------|--------|------|--------|--------|------|
| 80 | 0.0 | 756 | 73 | 13.5 | 2.76 |
| AGE OF DAM | CE EPD | YW | YW EPD | ADG | SC |
| 9 | 10.5 | 1162 | 121 | 3.1 | 35.0 |
| LEPTIN ★ | | PMCH | IGF2 ★ | CRH ★★ | |





65

CARDINALS LAD L134
3/1/23 POLLED TSI:253

CARDINALS RINGO WR WRANGLER W601
CARDINALS LADY 6133P
CARDINALS LADY 7111P M6 BELLS & WHISTLES 258
CARDINALS LADY 0808P

| BW | BW EPD | WW | WW EPD | REA | IMF |
|------------|--------|--------|--------|--------|------|
| 84 | -0.2 | 703 | 61 | 12.6 | 2.10 |
| AGE OF DAM | CE EPD | YW | YW EPD | ADG | SC |
| 6 | 12.7 | 1160 | 109 | 3.2 | 36.5 |
| LEPTIN ★ | | PMCH ★ | | IGF2 ★ | |
| | | | | CRH ★ | |



66


CARDINALS LAD L178
3/12/23 POLLED TSI:255


CARDINALS RINGO WR WRANGLER W601
CARDINALS LADY 6133P
CARDINALS LADY 6F6P CARDINALS PURE POWER
CARDINALS LADY 430P


| BW | BW EPD | WW | WW EPD | REA | IMF |
|------------|--------|---------|--------|--------|------|
| 88 | 0.0 | 663 | 60 | 12.3 | 3.43 |
| AGE OF DAM | CE EPD | YW | YW EPD | ADG | SC |
| 7 | 12.1 | 1089 | 110 | 3.2 | 35.0 |
| LEPTIN ★★ | | PMCH ★★ | | IGF2 ★ | |
| | | | | CRH ★★ | |






| | | | | | |
|--|-----------------------------|----------------------------|-----------------------------|----------------|----------------|
|  67 | CARDINALS LAD L191 | | 3/15/23 | POLLED | TSI:256 |
| | CARDINALS RINGO | WR WRANGLER W601 | CARDINALS LADY 6133P | | |
| | CARDINALS LADY 7103P | CARDINALS DESIGN II | CARDINALS LADY 2101P | | |
| BW | BW EPD | WW | WW EPD | REA | IMF |
| 78 | -0.7 | 742 | 63 | 15.2 | 2.09 |
| AGE OF DAM | CE EPD | YW | YW EPD | ADG | SC |
| 6 | 13.4 | 1162 | 111 | 3.1 | 33.5 |
| LEPTIN ★★ | | PMCH ★★ | | IGF2 ★★ | |
| | | | | CRH ★ | |


| | | | | | |
|--|-----------------------------|-------------------------|-----------------------------|---------------|----------------|
|  68 | CARDINALS LAD L221 | | 3/20/23 | POLLED | TSI:250 |
| | CARDINALS RINGO | WR WRANGLER W601 | CARDINALS LADY 6133P | | |
| | CARDINALS LADY 7256P | KC DESIGN 4246P | CARDINALS LADY H280P | | |
| BW | BW EPD | WW | WW EPD | REA | IMF |
| 82 | -0.8 | 719 | 60 | 13.3 | 2.30 |
| AGE OF DAM | CE EPD | YW | YW EPD | ADG | SC |
| 6 | 13.7 | 1120 | 107 | 3.2 | 36.5 |
| LEPTIN ★ | | PMCH ★★ | | IGF2 ★ | |
| | | | | CRH ★★ | |


| | | | | | |
|--|---------------------------|-----------------------------|-----------------------------|----------------|----------------|
|  69 | CARDINALS LAD L229 | | 3/24/23 | POLLED | TSI:255 |
| | CARDINALS RINGO | WR WRANGLER W601 | CARDINALS LADY 6133P | | |
| | CARDINALS LADY 21G | KEYS STREETSMART 74C | CARDINALS LADY 2189P | | |
| BW | BW EPD | WW | WW EPD | REA | IMF |
| 82 | -0.3 | 737 | 63 | 14.2 | 2.19 |
| AGE OF DAM | CE EPD | YW | YW EPD | ADG | SC |
| 4 | 11.7 | 1115 | 106 | 3.1 | 36.0 |
| LEPTIN ★★ | | PMCH | | IGF2 ★★ | |
| | | | | CRH ★ | |

| | | | | | |
|---|---------------|-----------------------------|---------------|-------------------------|-------------|
|  | 70 | CARDINALS LAD L235 | | | |
| | | 3/24/23 | POLLED | TSI:262 | |
| | | CARDINALS RINGO | | WR WRANGLER W601 | |
| CARDINALS LADY 6125P | | CARDINALS LADY 6133P | | | |
| CARDINALS PURE POWER | | CARDINALS LADY E969P | | | |
| BW | BW EPD | WW | WW EPD | REA | IMF |
| 80 | -0.4 | 656 | 60 | 13.1 | 2.24 |
| AGE OF DAM | CE EPD | YW | YW EPD | ADG | SC |
| 7 | 11.5 | 1130 | 112 | 3.3 | 34.5 |
| LEPTIN ★★ | | PMCH★ | IGF2★ | CRH★★ | |



LOT 71

| | | | | | |
|--|---------------|-----------------------------|---------------|-------------------------|-------------|
|  | 71 | CARDINALS LAD L241 | | | |
| | | 3/25/23 | POLLED | TSI:260 | |
| | | CARDINALS RINGO | | WR WRANGLER W601 | |
| CARDINALS LADY 8172P | | CARDINALS LADY 6133P | | | |
| LVB FOURTH & OUT 1030 | | CARDINALS LADY E969P | | | |
| BW | BW EPD | WW | WW EPD | REA | IMF |
| 80 | -1.1 | 632 | 65 | 12.5 | 2.16 |
| AGE OF DAM | CE EPD | YW | YW EPD | ADG | SC |
| 5 | 15.4 | 1105 | 116 | 3.2 | 34.0 |
| LEPTIN ★★ | | PMCH★ | IGF2★★ | CRH★ | |

| | | | | | |
|--|---------------|-----------------------------|---------------|-------------------------|-------------|
|  | 72 | CARDINALS LAD L260 | | | |
| | | 3/29/23 | POLLED | TSI:257 | |
| | | CARDINALS RINGO | | WR WRANGLER W601 | |
| CARDINALS LADY 479P | | CARDINALS LADY 6133P | | | |
| CARDINALS DESIGN | | CARDINALS LADY K397P | | | |
| BW | BW EPD | WW | WW EPD | REA | IMF |
| 86 | -0.9 | 755 | 63 | 13.2 | 2.33 |
| AGE OF DAM | CE EPD | YW | YW EPD | ADG | SC |
| 9 | 12.8 | 1218 | 117 | 3.2 | 35.5 |
| LEPTIN ★★ | | PMCH★★ | IGF2★★ | CRH★★ | |





2/17/19 **CARDINALS STREETWISE** M950524


KAYR MAINSTREET 910A ROLLING D CLASSIC 878
 KEYS STREETSMART 74C KAYR MISS 910W
 MISS KEY LADY 40Z KEYS TEN-ACIOUS 166S
 MISS KEY LADY 148W
 ANJOU PURE POWER 184 NAV NAPOLEON 25N
 CARDINALS LADY 3F10 P ANJOU ROCHELLE 528R
 CARDINALS LADY G123P CARDINALS MAVERICK
 CARDINALS LADY A134


WITH OUR WESTERN DOMINATOR IN THE PEDIGREE OF LADY 40Z, THE CALVES ARE SMOOTH AND COME EASY. PURE POWER AND MAVERICK BRING SONS THAT ARE LONG BODIED AND BEEFY, WITH INCREDIBLE MUSCLE DESIGN AND MORE POUNDS AT WEANING. HE'S A DOUBLE LEPTIN.




| | | | | | |
|--|--|---|--------|------|------|
|  73 | CARDINALS LAD L36 2/6/23 DEHORND TSI:276 | | | | |
| | CARDINALS STREETWISE CARDINALS LADY 60G | KEYS STREETSMART 74C CARDINALS LADY 3F10 P CARDINALS MATT DILLON CARDINALS LADY 679P | | | |
| BW | BW EPD | WW | WW EPD | REA | IMF |
| 86 | -0.1 | 668 | 70 | 13.8 | 2.09 |
| AGE OF DAM | CE EPD | YW | YW EPD | ADG | SC |
| 4 | 12.0 | 1120 | 118 | 3.2 | 39.0 |
| LEPTIN ★★ PMCH ★★ IGF2 ★★ CRH ★ | | | | | |

| | | | | | |
|---|---------------|------------------------------|-----------------|----------------|-------------|
|  | 74 | CARDINALS LAD L52 | | | |
| | | 2/7/23 | DEHORNED | TSI:274 | |
| CARDINALS STREETWISE | | KEYS STREETSMART 74C | | | |
| | | CARDINALS LADY 3F10 P | | | |
| CARDINALS LADY 87H | | CARDINALS MCLINTOCK | | | |
| | | CARDINALS LADY 5168P | | | |
| BW | BW EPD | WW | WW EPD | REA | IMF |
| 82 | -0.3 | 684 | 72 | 12.7 | 2.80 |
| AGE OF DAM | CE EPD | YW | YW EPD | ADG | SC |
| 3 | 12.1 | 1048 | 117 | 3.0 | 34.5 |
| LEPTIN ★★ | | PMCH ★★ | | IGF2 ★ | |
| | | | | CRH ★★ | |


| | | | | | |
|--|---------------|------------------------------|---------------|----------------|-------------|
|  | 75 | CARDINALS LAD L89 | | | |
| | | 2/18/23 | POLLED | TSI:277 | |
| CARDINALS STREETWISE | | KEYS STREETSMART 74C | | | |
| | | CARDINALS LADY 3F10 P | | | |
| CARDINALS LADY 8142P | | OW MAXIMIZER 3041 PLD | | | |
| | | CARDINALS LADY 2164P | | | |
| BW | BW EPD | WW | WW EPD | REA | IMF |
| 88 | -0.1 | 750 | 66 | 13.4 | 2.15 |
| AGE OF DAM | CE EPD | YW | YW EPD | ADG | SC |
| 5 | 11.5 | 1167 | 119 | 3.1 | 38.0 |
| LEPTIN ★ | | PMCH ★ | | IGF2 ★ | |
| | | | | CRH | |


| | | | | | |
|--|---------------|------------------------------|-----------------|----------------|-------------|
|  | 76 | CARDINALS LAD L115 | | | |
| | | 2/26/23 | DEHORNED | TSI:254 | |
| CARDINALS STREETWISE | | KEYS STREETSMART 74C | | | |
| | | CARDINALS LADY 3F10 P | | | |
| CARDINALS LADY 819P | | CARDINALS PATRIOT | | | |
| | | CARDINALS LADY 687P | | | |
| BW | BW EPD | WW | WW EPD | REA | IMF |
| 80 | -0.4 | 741 | 70 | 13.3 | 2.13 |
| AGE OF DAM | CE EPD | YW | YW EPD | ADG | SC |
| 5 | 13.0 | 1206 | 118 | 3.2 | 38.5 |
| LEPTIN ★★ | | PMCH ★★ | | IGF2 ★★ | |
| | | | | CRH ★★ | |




| | | | | | |
|---|---------------|------------------------------|-----------------|----------------|-------------|
|  | 77 | CARDINALS LAD L141 | | | |
| | | 3/2/23 | DEHORNED | TSI:253 | |
| CARDINALS STREETWISE | | KEYS STREETSMART 74C | | | |
| CARDINALS LADY 7229P | | CARDINALS LADY 3F10 P | | | |
| | | KC DESIGN 4246P | | | |
| | | CARDINALS LADY H280P | | | |
| BW | BW EPD | WW | WW EPD | REA | IMF |
| 86 | 0.7 | 682 | 67 | 13.8 | 2.17 |
| AGE OF DAM | CE EPD | YW | YW EPD | ADG | SC |
| 6 | 9.2 | 1157 | 118 | 3.2 | 35.5 |
| LEPTIN ★ | | PMCH★★ | | IGF2★★ | |
| | | | | CRH★ | |




| | | | | | |
|--|---------------|------------------------------|---------------|----------------|-------------|
|  | 78 | CARDINALS LAD L177 | | | |
| | | 3/12/23 | POLLED | TSI:262 | |
| CARDINALS STREETWISE | | KEYS STREETSMART 74C | | | |
| CARDINALS LADY 7289P | | CARDINALS LADY 3F10 P | | | |
| | | KEYS ALL STATE 149X | | | |
| | | CARDINALS LADY K397P | | | |
| BW | BW EPD | WW | WW EPD | REA | IMF |
| 88 | 1.0 | 636 | 68 | 13.4 | 2.14 |
| AGE OF DAM | CE EPD | YW | YW EPD | ADG | SC |
| 6 | 7.8 | 1105 | 110 | 3.0 | 34.5 |
| LEPTIN ★ | | PMCH★ | | IGF2★★ | |
| | | | | CRH★ | |

| | | | | | |
|--|---------------|------------------------------|---------------|----------------|-------------|
|  | 79 | CARDINALS LAD L254 | | | |
| | | 3/28/23 | POLLED | TSI:257 | |
| CARDINALS STREETWISE | | KEYS STREETSMART 74C | | | |
| CARDINALS LADY 671P | | CARDINALS LADY 3F10 P | | | |
| | | CARDINALS LAD 9038 | | | |
| | | CARDINALS LADY 288P | | | |
| BW | BW EPD | WW | WW EPD | REA | IMF |
| 88 | 0.2 | 728 | 69 | 13.2 | 2.22 |
| AGE OF DAM | CE EPD | YW | YW EPD | ADG | SC |
| 7 | 13.0 | 1082 | 109 | 3.1 | 35.5 |
| LEPTIN ★ | | PMCH★★ | | IGF2★★ | |
| | | | | CRH★ | |





| | | | | | |
|--|-----------------------------|------------------------------|------------------------------|------------------------------|----------------------------|
|  80 | CARDINALS LAD L80 | | 2/13/23 | POLLED | TSI:271 |
| | CARDINALS PURE POWER | ANJOU PURE POWER 184Y | | CARDINALS LADY K415 P | |
| | CARDINALS LADY 790P | | CARDINALS MATT DILLON | | CARDINALS LADY 399P |
| BW | BW EPD | WW | WW EPD | REA | IMF |
| 86 | 0.5 | 711 | 61 | 15.5 | 2.14 |
| AGE OF DAM | CE EPD | YW | YW EPD | ADG | SC |
| 6 | 9.5 | 1284 | 114 | 3.9 | 36.5 |
| LEPTIN ★★ | | PMCH ★ | IGF2 ★ | CRH | |




| | | | | | |
|--|-----------------------------|------------------------------|-----------------------|------------------------------|-----------------------------|
|  81 | CARDINALS LAD L81 | | 2/14/23 | POLLED | TSI:268 |
| | CARDINALS PURE POWER | ANJOU PURE POWER 184Y | | CARDINALS LADY K415 P | |
| | CARDINALS LADY 71P | | CARDINALS DUKE | | CARDINALS LADY 5106P |
| BW | BW EPD | WW | WW EPD | REA | IMF |
| 72 | -0.8 | 678 | 60 | 14.1 | 2.13 |
| AGE OF DAM | CE EPD | YW | YW EPD | ADG | SC |
| 6 | 12.8 | 1182 | 111 | 3.5 | 33.5 |
| LEPTIN ★★ | | PMCH ★ | IGF2 ★★ | CRH | |



| | | | | | |
|--|-------------------|------------------------------|-------------------|----------------|-------------|
|  | 82 | CARDINALS LAD L140 | | | |
| | | 3/2/23 | POLLED | TSI:253 | |
| CARDINALS DESIGN II | | CARDINALS DESIGN 0155 | | | |
| CARDINALS LADY 2109P | | CARDINALS LADY 0844 P | | | |
| | | CARDINALS SLEEP EZ | | | |
| | | CARDINALS LADY G155 P | | | |
| BW | BW EPD | WW | WW EPD | REA | IMF |
| 70 | -1.0 | 659 | 59 | 13.9 | 2.09 |
| AGE OF DAM | CE EPD | YW | YW EPD | ADG | SC |
| 11 | 15.2 | 1090 | 105 | 3.1 | 35.5 |
| LEPTIN ★★ | | PMCH | IGF2 ★ | CRH ★ | |

| | | | | | |
|--|-------------------|--------------------------------|-------------------|----------------|-------------|
|  | 83 | CARDINALS LAD L161 | | | |
| | | 3/6/23 | POLLED | TSI:260 | |
| LVB FOURTH & OUT | | KEYS TEN-ACIOUS 166S | | | |
| CARDINALS LADY 6158P | | LVB MISS GRIDMAKER L176 | | | |
| | | CARDINALS DESIGN | | | |
| | | CARDINALS LADY 481 P | | | |
| BW | BW EPD | WW | WW EPD | REA | IMF |
| 84 | 0.2 | 668 | 62 | 14.4 | 2.26 |
| AGE OF DAM | CE EPD | YW | YW EPD | ADG | SC |
| 7 | 14.0 | 1100 | 109 | 3.0 | 37.5 |
| LEPTIN ★★ | | PMCH ★ | IGF2 ★★ | CRH ★★ | |

| | | | | | |
|--|-------------------|-----------------------------|-------------------|----------------|-------------|
|  | 84 | CARDINALS LAD L107 | | | |
| | | 2/24/23 | POLLED | TSI:259 | |
| CARDINALS HONDO | | SAMACUS 6131 PLD | | | |
| CARDINALS LADY 747P | | CARDINALS LADY G178P | | | |
| | | KEYS STREETSMART 74C | | | |
| | | CARDINALS LADY 3F8 P | | | |
| BW | BW EPD | WW | WW EPD | REA | IMF |
| 84 | -0.7 | 670 | 71 | 14.4 | 3.09 |
| AGE OF DAM | CE EPD | YW | YW EPD | ADG | SC |
| 6 | 14.0 | 1020 | 110 | 3.0 | 35.0 |
| LEPTIN ★★ | | PMCH ★★ | IGF2 ★ | CRH ★ | |

Z85

ZC MR CASANOVA 315 ET
2/8/23 POLLED TSI:258

SCR CASANOVA 7107 HIGH BLUFF CASANOVA 13C
SCR MISS MISS MAPLE 9021

SCR MISS TRIUMPH 3103 SCR TUFFY 0119
SCR MISS PERFECT 5025

| BW | BW EPD | WW | WW EPD | REA | IMF |
|------------|--------|--------|--------|--------|------|
| 92 | 1.4 | 701 | 65 | 16.0 | 2.14 |
| AGE OF DAM | CE EPD | YW | YW EPD | ADG | SC |
| | 3.3 | 1306 | 120 | 3.9 | 36.5 |
| LEPTIN ★ | | PMCH★★ | | IGF2★★ | |
| | | | | CRH★★ | |



Z86

TOUGH JACK 330
2/21/23 POLLED TSI:239

WIA BACKWATER JACK 060 PVF RIDGE 7142
BRCHE TR DORY 6501

SCR MISS CASANOVA 7130 HIGH BLUFF CASANOVA 13
SCR MISS TRIUMPH 4124

| BW | BW EPD | WW | WW EPD | REA | IMF |
|------------|--------|------|--------|-------|------|
| 85 | 0.4 | 686 | 56 | 11.5 | 2.57 |
| AGE OF DAM | CE EPD | YW | YW EPD | ADG | SC |
| 6 | 9.9 | 1186 | 102 | 3.5 | 39.5 |
| LEPTIN ★ | | PMCH | | IGF2★ | |
| | | | | CRH★★ | |

Z87

ZC SUPER FIRE 300 - COLORED
3/2/23 POLLED LT CREAM

KEYS CROSSFIRE 109E KEYS CROSSFIRE 88
MISS KEY FAME 188

RC MISS SUPER 4024 RC SUPER MAN 1013
RC ERICAS RED ROCK 0076

| BW | BW EPD | WW | WW EPD | REA | IMF |
|------------|--------|--------|--------|--------|------|
| 88 | 0.4 | 718 | 52 | 12.9 | 1.57 |
| AGE OF DAM | CE EPD | YW | YW EPD | ADG | SC |
| 9 | 10.3 | 1174 | 84 | 3.4 | 38.0 |
| LEPTIN | | PMCH★★ | | IGF2★★ | |
| | | | | CRH★ | |

Z88

ZC CROSSFIRE 334 - COLORED
3/3/23 POLLED DK CREAM

KEYS CROSSFIRE 109E KEYS CROSSFIRE 88
 MISS KEY FAME 188
 ZC MISS LOU WELLS MR RIOT 6012
 RC MISS SUPER MAN 4034

| | | | | | |
|------------|--------|-------|--------|------------------|------|
| BW | BW EPD | WW | WW EPD | REA | IMF |
| 88 | 0.9 | 745 | 56 | 12.5 | 1.69 |
| AGE OF DAM | CE EPD | YW | YW EPD | ADG | SC |
| 10 | 9.2 | 1208 | 87 | 3.6 | 36.0 |
| LEPTIN | | PMCH★ | | IGF2★★ CRH★ | |

Z89

ZC CROSSFIRE 320 - COLORED
3/6/23 POLLED LT CREAM

KEYS CROSSFIRE 109E KEYS CROSSFIRE 88
 MISS KEY FAME 188
WCR MS FIREWATER 3210P TR MR FIREWATER 8600U
 WCR MS DUKE 6008P

| | | | | | |
|------------|--------|-------|--------|------------------|------|
| BW | BW EPD | WW | WW EPD | REA | IMF |
| 86 | 0.2 | 678 | 46 | 14.6 | 1.76 |
| AGE OF DAM | CE EPD | YW | YW EPD | ADG | SC |
| 10 | 9.0 | 1110 | 87 | 3.0 | 34.0 |
| LEPTIN★ | | PMCH★ | | IGF2★★ CRH★ | |



Z90


ZC ERICAS FIRE 328 - COLORED
3/9/23 POLLED RED


KEYS CROSSFIRE 109E KEYS CROSSFIRE 88
 MISS KEY FAME 188
 ZC MISS ERICA WELLS MR RIOT 6012
 RC ERICA'S RED ROCK 0076


| | | | | | |
|------------|--------|--------|--------|-------------------|------|
| BW | BW EPD | WW | WW EPD | REA | IMF |
| 86 | 0.7 | 783 | 61 | 13.5 | 1.62 |
| AGE OF DAM | CE EPD | YW | YW EPD | ADG | SC |
| 3 | 10.6 | 1168 | 95 | 3.5 | 36.0 |
| LEPTIN | | PMCH★★ | | IGF2★★ CRH★★ | |

CHAROLAIS/RED ANGUS CROSSBREDS



| | | | | | | |
|--|---------------------------|--------|------------------------------|-------|---------------|--|
|  91 | CARDINALS LAD L281 | | 4/4/23 | | POLLED | |
| | RED ANGUS | | | | | |
| CARDINALS LADY 6H | | | OW MAXIMIZER 3041 PLD | | | |
| CARDINALS LADY 6H | | | CARDINALS LADY 8220P | | | |
| BW | BW EPD | WW | WW EPD | REA | IMF | |
| 70 | | 682 | | 16.2 | 2.48 | |
| AGE OF DAM | CE EPD | YW | YW EPD | ADG | SC | |
| 3 | | 1203 | | 3.4 | 36.5 | |
| LEPTIN ★ | | PMCH★★ | | IGF2 | | |
| | | | | CRH★★ | | |

| | | | | | | |
|--|---------------------------|--------|----------------------------|--------|---------------|--|
|  92 | CARDINALS LAD L283 | | 4/5/23 | | POLLED | |
| | RED ANGUS | | | | | |
| CARDINALS LADY 7F3I | | | CARDINALS HONDO | | | |
| CARDINALS LADY 7F3I | | | CARDINALS LADY 214P | | | |
| BW | BW EPD | WW | WW EPD | REA | IMF | |
| 86 | | 600 | | 13.9 | 3.05 | |
| AGE OF DAM | CE EPD | YW | YW EPD | ADG | SC | |
| 6 | | 1134 | | 3.2 | 34.0 | |
| LEPTIN ★ | | PMCH★★ | | IGF2 ★ | | |
| | | | | CRH | | |

| | | | | | | |
|--|---------------------------|--------|-------------------------------|--------|---------------|--|
|  93 | CARDINALS LAD L296 | | 4/12/23 | | POLLED | |
| | RED ANGUS | | | | | |
| CARDINALS LADY 442P | | | FARAWAY NEVILLE 23ST P | | | |
| CARDINALS LADY 442P | | | CARDINALS LADY H226 P | | | |
| BW | BW EPD | WW | WW EPD | REA | IMF | |
| 78 | | 661 | | 13.2 | 2.34 | |
| AGE OF DAM | CE EPD | YW | YW EPD | ADG | SC | |
| 9 | | 1220 | | 3.5 | 36.5 | |
| LEPTIN★★ | | PMCH★★ | | IGF2★★ | | |
| | | | | CRH★★ | | |

**94****CARDINALS LAD L297**
4/13/23 POLLED**RED ANGUS****CARDINALS LADY 11G** **WR WRANGLER W601**
CARDINALS LADY 7229P

| BW | BW EPD | WW | WW EPD | REA | IMF |
|------------|--------|--------|--------|-------|------|
| 80 | | 677 | | 14.2 | 2.31 |
| AGE OF DAM | CE EPD | YW | YW EPD | ADG | SC |
| 4 | | 1103 | | 3.0 | 33.5 |
| LEPTIN ★★ | | PMCH ★ | IGF2 ★ | CRH ★ | |

**95****CARDINALS LAD L311**
4/23/23 POLLED**RED ANGUS****CARDINALS LADY 6192P** **CARDINALS HONDO**
CARDINALS LADY 4261P

| BW | BW EPD | WW | WW EPD | REA | IMF |
|------------|--------|--------|---------|------|------|
| 80 | | 756 | | 16.1 | 2.38 |
| AGE OF DAM | CE EPD | YW | YW EPD | ADG | SC |
| 4 | | 1257 | | 3.6 | 35.5 |
| LEPTIN ★ | | PMCH ★ | IGF2 ★★ | CRH | |


**96****CARDINALS LAD L315**
4/30/23 POLLED**RED ANGUS****CARDINALS LADY 5223P** **CARDINALS SLEEP EZ**
CARDINALS LADY H246P

| BW | BW EPD | WW | WW EPD | REA | IMF |
|------------|--------|--------|---------|------|------|
| 76 | | 700 | | 14.9 | 2.19 |
| AGE OF DAM | CE EPD | YW | YW EPD | ADG | SC |
| 8 | | 1206 | | 3.4 | 35.5 |
| LEPTIN ★★ | | PMCH ★ | IGF2 ★★ | CRH | |

18 MONTH-OLD CHAROLAIS BULLS




LOT 97

| | | | | | |
|--|---------------|-----------------------------|---------------|----------------|----------------|
|  | 97 | CARDINALS LAD KF4 | | | |
| | | 9/5/22 | POLLED | TSI:268 | |
| KEYS ONE & ONLY 1E | | CEDARDALE ZEAL 125Z | | | |
| | | MISS KEY MEG 172C | | | |
| CARDINALS LADY 579P | | CARDINALS GRIDMAKER | | | |
| | | CARDINALS LADY 0830P | | | |
| BW | BW EPD | ACT WW | WW EPD | ACT REA | ACT IMF |
| 86 | 0.6 | 648 | 73 | 17.7 | 3.52 |
| AGE OF DAM | CE EPD | ACT YW | YW EPD | ADG | SC |
| 7 | 7.4 | 1516 | 129 | 3.6 | 42.5 |
| LEPTIN ★ | | PMCH★★ | | IGF2★★★ | |
| CRH★★★ | | | | | |



LOT 98

| | | | | | |
|--|---------------|----------------------------------|---------------|----------------|----------------|
|  | 98 | CARDINALS LAD KF5 | | | |
| | | 9/6/22 | POLLED | TSI:262 | |
| KEYS ONE & ONLY 1E | | CEDARDALE ZEAL 125Z | | | |
| | | MISS KEY MEG 172C | | | |
| CARDINALS LADY 5F2 | | LVB FOURTH & OUT 1030 | | | |
| | | CARDINALS LADY H3 10 | | | |
| BW | BW EPD | ACT WW | WW EPD | ACT REA | ACT IMF |
| 82 | 0.6 | 639 | 72 | 14.4 | 2.75 |
| AGE OF DAM | CE EPD | ACT YW | YW EPD | ADG | SC |
| 7 | 7.0 | 1222 | 117 | 3.3 | 35.5 |
| LEPTIN ★ | | PMCH★★ | | IGF2★★★ | |
| CRH★★★ | | | | | |


**99****CARDINALS LAD KF6**
9/6/22 POLLED TSI:268KEYS ONE & ONLY IE CEDARDALE ZEAL 125Z
MISS KEY MEG 172CCARDINALS LADY 5324P CARDINALS RAWHIDE
CARDINALS LADY F46 P


| BW | BW EPD | ACT WW | WW EPD | ACT REA | ACT IMF |
|---------------|-----------|-----------|-----------|------------|------------|
| 84 | 0.5 | 640 | 71 | 16.7 | 2.63 |
| AGE OF DAM | CE EPD | ACT YW | YW EPD | ADG | SC |
| 7 | 6.1 | 1320 | 113 | 3.5 | 41.0 |
| LEPTIN★★ | | PMCH★★ | | IGF2★★ | |
| | | | | CRH★★ | |

**LOT 100****100****CARDINALS LAD KF11**
9/8/22 POLLED TSI:259KEYS ONE & ONLY IE CEDARDALE ZEAL 125Z
MISS KEY MEG 172CCARDINALS LADY 632P CARDINALS HONDO
CARDINALS LADY 421P


| BW | BW EPD | ACT WW | WW EPD | ACT REA | ACT IMF |
|---------------|-----------|-----------|-----------|------------|------------|
| 82 | 0.5 | 636 | 59 | 16.2 | 2.91 |
| AGE OF DAM | CE EPD | ACT YW | YW EPD | ADG | SC |
| 8 | 10.0 | 1264 | 110 | 3.4 | 38.0 |
| LEPTIN★★ | | PMCH★★ | | IGF2★★ | |
| | | | | CRH★ | |





| | | | | | |
|---|------------|---------------------------|--------|----------------------|---------|
|  | 101 | CARDINALS LAD KF14 | | | |
| | | 9/9/22 | POLLED | TSI:263 | |
| CARDINALS MCLINTOCK | | CARDINALS LAD H25 P | | CARDINALS LADY 1135P | |
| CARDINALS LADY 19G | | CARDINALS EZ DESIGN | | CARDINALS LADY 7173P | |
| BW | BW EPD | ACT WW | WW EPD | ACT REA | ACT IMF |
| 84 | -0.3 | 628 | 68 | 14.8 | 2.55 |
| AGE OF DAM | CE EPD | ACT YW | YW EPD | ADG | SC |
| 3 | 10.5 | 1204 | 109 | 3.2 | 35.5 |
| LEPTIN ★★ | | PMCH ★★ | | IGF2 ★★ CRH ★ | |

| | | | | | |
|--|------------|---------------------------|---------|----------------------|---------|
|  | 102 | CARDINALS LAD KF16 | | | |
| | | 9/10/22 | DEHORND | TSI:260 | |
| CARDINALS MCLINTOCK | | CARDINALS LAD H25 P | | CARDINALS LADY 1135P | |
| CARDINALS LADY 7F11 | | CARDINALS HONDO | | CARDINALS LADY 4298P | |
| BW | BW EPD | ACT WW | WW EPD | ACT REA | ACT IMF |
| 80 | 0.5 | 642 | 67 | 14.6 | 2.91 |
| AGE OF DAM | CE EPD | ACT YW | YW EPD | ADG | SC |
| 5 | 13.6 | 1238 | 110 | 3.4 | 37.5 |
| LEPTIN ★ | | PMCH | | IGF2 ★★ CRH ★ | |




| | | | | | |
|--|------------|---------------------------|--------|----------------------|---------|
|  | 103 | CARDINALS LAD KF18 | | | |
| | | 9/11/22 | POLLED | TSI:254 | |
| KEYS ONE & ONLY 1E | | CEDARDALE ZEAL 125Z | | MISS KEY MEG 172C | |
| CARDINALS LADY 6135P | | CARDINALS MAVERICK | | CARDINALS LADY 0857P | |
| BW | BW EPD | ACT WW | WW EPD | ACT REA | ACT IMF |
| 82 | -0.6 | 646 | 67 | 15.0 | 3.81 |
| AGE OF DAM | CE EPD | ACT YW | YW EPD | ADG | SC |
| 6 | 11.3 | 1362 | 108 | 3.6 | 39.0 |
| LEPTIN ★★ | | PMCH ★ | | IGF2 ★★ CRH ★★ | |

| | | | | | |
|---|--------------------|--|--|---------------|----------------|
|  | 104 | CARDINALS LAD KF19 | 9/12/22 | POLLED | TSI:263 |
| | KEYS ONE & ONLY IE | | CEDARDALE ZEAL 125Z MISS KEY MEG 172C | | |
| CARDINALS LADY 699P | | CARDINALS PURE POWER CARDINALS LADY 0852P | | | |
| BW | BW EPD | ACT WW | WW EPD | ACT REA | ACT IMF |
| 84 | 0.7 | 642 | 58 | 14.7 | 3.04 |
| AGE OF DAM | CE EPD | ACT YW | YW EPD | ADG | SC |
| 6 | 6.5 | 1225 | 110 | 3.3 | 39.5 |
| LEPTIN★ | | PMCH★ | IGF2★★ | CRH★★ | |

| | | | | | |
|--|--------------------|--|--|---------------|----------------|
|  | 105 | CARDINALS LAD KF22 | 9/13/22 | POLLED | TSI:259 |
| | KEYS ONE & ONLY IE | | CEDARDALE ZEAL 125Z MISS KEY MEG 172C | | |
| CARDINALS LADY 5298P | | CARDINALS HANK CARDINALS LADY F22 P | | | |
| BW | BW EPD | ACT WW | WW EPD | ACT REA | ACT IMF |
| 80 | 0.3 | 640 | 70 | 15.1 | 2.54 |
| AGE OF DAM | CE EPD | ACT YW | YW EPD | ADG | SC |
| 7 | 7.2 | 1330 | 113 | 3.5 | 40.0 |
| LEPTIN★★ | | PMCH★ | IGF2★ | CRH★ | |



| | | | | | |
|--|---------------------|---|---|---------------|----------------|
|  | 106 | CARDINALS LAD KF23 | 9/14/22 | POLLED | TSI:262 |
| | CARDINALS MCLINTOCK | | CARDINALS LAD H25 P CARDINALS LADY 1135P | | |
| CARDINALS LADY 218G | | CARDINALS HONDO CARDINALS LADY 0825P | | | |
| BW | BW EPD | ACT WW | WW EPD | ACT REA | ACT IMF |
| 82 | 0.5 | 644 | 61 | 16.5 | 3.13 |
| AGE OF DAM | CE EPD | ACT YW | YW EPD | ADG | SC |
| 3 | 10.3 | 1274 | 108 | 3.4 | 41.0 |
| LEPTIN★★ | | PMCH★ | IGF2 | CRH★ | |



107 A,B,C,D & E

25 FIRST CALF HEIFER PAIRS

25 RWF AND BLACK FIRST CALF PAIRS WITH CALVES SIRED BY A CARDINALS PATRIOT SON. HEIFERS WERE SUMMERED AT HIGH ELEVATION IN YAMPA, COLORADO. COWS ARE FULLY VACCINATED AND CALVES HAVE THEIR SHOT OF ALPH7 AT BIRTH. CALVES ARE BANDED AND TAGGED TO MATCH THEIR MOTHER.

SELLING IN LOTS OF FIVE.





Cardinal Charolais
15488 Co Rd 57
Hillrose, CO 80733

