

# TAKE A LOOK INSIDE

---

# PROGRAM HIGHLIGHTS

At Generous Classroom, we empower students and educators with a Christ-centered approach to social and emotional learning, fostering positive character, emotional resilience, and a compassionate school culture.

Here's the **WHAT** and the **WHY** behind our mission!

## WHAT CHRISTIAN SCHOOLS NEED

- A Social-Emotional Learning (SEL) curriculum grounded in God's word.
- A Positive Behavior Intervention System (PBIS) that aligns with a Christian worldview.
- A Multi-tiered System of Support (MTSS) for Tier One.
- Resources to create a positive school culture.
- Curriculum that strengthens school culture and teacher morale.
- A scripture-based framework that brings the Bible to life throughout the school day.
- Parent resources for spiritual and emotional support at home.



## THE HEART BEHIND GENEROUS STUDENTS

### Helping Students Live With Purpose and Joy

#### Love God & Love Others

*Love the Lord your God with all your heart and with all your soul and with all your mind and with all your strength...Love your neighbor as yourself.*

— Mark 12:30-31 (NIV)



#### Live a Life of Gratitude & Generosity

*Give thanks in all circumstances.*

— 1 Thessalonians 5:18 (NIV)

*Each of you should give what you have decided in your heart to give, not reluctantly or under compulsion, for God loves a cheerful giver.*

— 2 Corinthians 9:7 (NIV)



#### Build Values That Matter

Compassion

Empathy

Forgiveness

Growth Mindset

Honesty

Honor

Hope

Humility

Joy

Kindness

Leadership

Patience

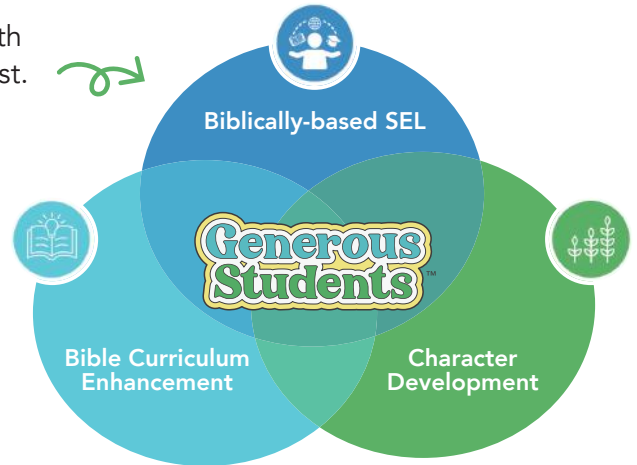
Resilience

Respect

Service

## WHY SCHOOLS CHOOSE GENEROUS STUDENTS

We offer an engaging and effective curriculum that helps both teachers and students thrive. It's a blend of what matters most.



## WHY GENEROSITY?

Why Generosity? The 7 Ways of Living Generously is a unique and engaging framework that provides students with practical ways to embrace values like empathy, respect, forgiveness, patience, and more.



This was invaluable and the BEST 'extra' material I've ever incorporated into my teaching beyond standard curriculum in my past 15 years as a teacher. **It has shaped and guided my classroom culture** and created countless positive experiences for my students and their classroom relationships.

— **Katie, 4th Grade teacher**  
Thousand Oaks, CA

## WHY TEACHERS LOVE GENEROUS STUDENTS

- 15-20 minute low-to-no-prep lessons.
- Developed for teachers by teachers.
- Flexible and adaptable implementation.
- FUN to teach.
- High student engagement.
- Digital Teacher Portal access.
- Built-in parent resources.
- Opportunities for relationship building.

3 COUNTRIES    
 22 STATES    
 97 SCHOOLS    
 100,000+ STUDENTS

**We're just getting started!**



# GENEROUS STUDENTS™

GRADES  
K-2

## THE ADVENTURE STARTS WITH ME!

THE ADVENTURE STARTS WITH ME is all about fun and exploration. Young learners will dive into story-telling, practice sharing, participate in activities inspired by scripture, work together in groups, play games, and so much more!



### HIGHLIGHTS OF THE ADVENTURE STARTS WITH ME

- 10 units with 50 low-to-no-prep lessons.
- Story-based learning.
- Keepsake student booklets available.
- Developmentally appropriate, multi-sensory learning.
- Parent resources provided.
- Generosity Giraffe class mascot.
- Digital Teacher Portal with videos and pre-made slide decks.



### Meet the Generosity Jungle Friends



Jasper G



Ellie



Polly



Marco



Stanley



Leroy



Franny



Koko

### Curriculum Map & Scope and Sequence provided for seamless implementation.

GENEROUS STUDENTS: THE ADVENTURE STARTS WITH ME! KINDERGARTEN CURRICULUM AT A GLANCE					
	UNIT 1	UNIT 2	UNIT 3	UNIT 4	UNIT 5
ADVENTURE TITLE	What is Generosity?	Generous Thoughts	Generous Words	Generous Money	Generous Time
ESTIMATED TIME	5 Days x 20 Minutes	5 Days x 20 Minutes	5 Days x 20 Minutes	5 Days x 20 Minutes	5 Days x 20 Minutes
ESSENTIAL QUESTION	What is Generosity?	What are Generous Thoughts?	What are Generous Words?	What does it mean to be generous with money?	What does it mean to be generous with time?
LEARNING TARGET	I can give, share, and...	I can define Genero...	I can define Genero...	I can use my money to...	I can be generous by...

K-2 <sup>ND</sup> CHRISTIAN CURRICULUM SCOPE AND SEQUENCE		
UNIT 1: WHAT IS GENEROSITY?		
KINDERGARTEN	1 <sup>ST</sup> GRADE	2 <sup>ND</sup> GRADE
ESSENTIAL QUESTION		
What is Generosity?	What is Generosity?	What is Generosity?
LEARNING TARGET		
I can give, share, and show I care.	I can give, share, and show I care.	I can give, share, and show I care.
BIBLICAL SEL COMPETENCIES		
<input type="checkbox"/> Self-Awareness <input type="checkbox"/> Social Awareness	<input type="checkbox"/> Self-Awareness <input type="checkbox"/> Social Awareness <input type="checkbox"/> Responsible Decision-Making	<input type="checkbox"/> Self-Awareness <input type="checkbox"/> Self-Management <input type="checkbox"/> Social Awareness <input type="checkbox"/> Relationship Skills <input type="checkbox"/> Responsible Decision-Making
CCSS STANDARD ALIGNMENT		
RL.K.4, RL.K.5, SL.K.5, SL.K.6, RI.K.7, WK.2	SL.1.1, SL.1.5, L.1.5a, W.1.8, RL.1.1, RL.1.3, RL.1.4	RL.2.3, W.2.3, SL.2.1, SL.2.1b, SL.2.4, L.2.2, L.2.5a



## UNITS AT A GLANCE


**ENTER THE ADVENTURE** teaches the habit of gratitude and The 7 Ways of Living Generously.

**EXPLORE THE BIBLE** anchors every unit in God's Word.


**DISCOVER WITH FRIENDS** features a captivating story told by the Generosity Jungle Friends.

**HIT THE TRAIL** includes practical activities that allow students to experience Generosity.

**BE BOLD** empowers students to put Generosity into action at school, at home, and in their community.




Teacher Guide



Student Booklet



To view a sample lesson, visit [generousclassroom.com](http://generousclassroom.com).



★★ Bring the stories to life with beautiful hardcover books available for purchase!

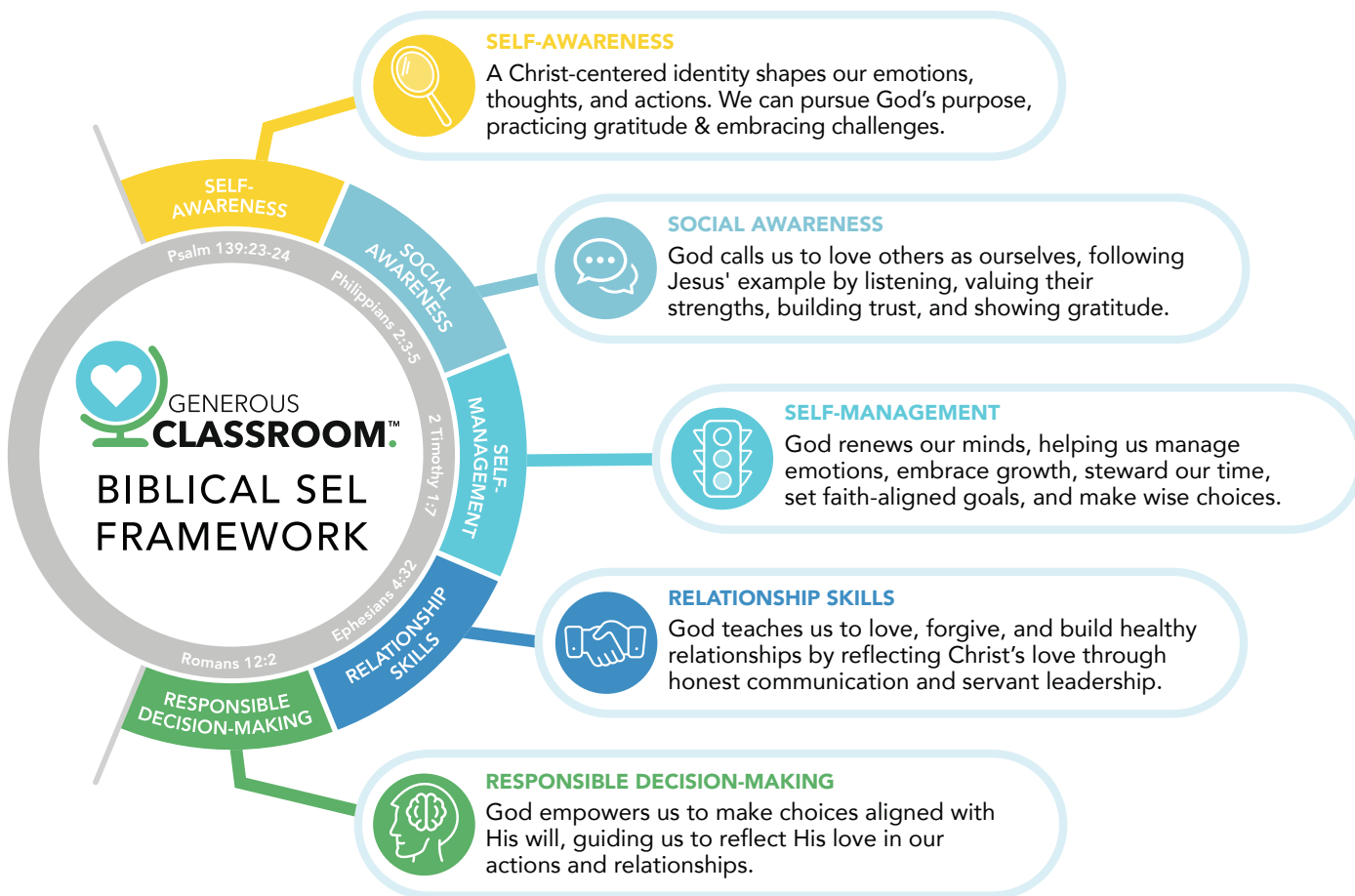


Digital versions of the stories are available on the Teacher Portal.



## WHY BIBLICAL SEL?

Students thrive academically when they are equipped to face social-emotional challenges. Biblically-based SEL empowers students to know God's love for them and choose to love others well.




## GENEROUS GOD

Each grade level in our program includes a unique Generous God lesson to provide:

- An opportunity for students to hear the Gospel.
- A unique opportunity for students to understand and articulate to others how God showed us Generosity through Jesus' death and resurrection.
- An invitation for students to choose Jesus as their Lord and Savior.

God's Generosity opens the door for students to experience and unleash the transformative power of giving for a life of purpose and joy.



## WHAT TEACHERS AND LEADERS ARE SAYING

“

Our culture desperately needs people who see the best in others, desire the best for others, and work to that end. Christian schools are in a position to help our families see how a real posture of generosity is the natural way to illuminate the love and character of Jesus Christ to our neighbors, and Generous Students can help our schools do just that.

— Kathryn L Wiens, Ed.D., Executive Director,  
Council on Educational Standards and Accountability (CESA)

“

The Generous Classroom curriculum has been an asset for our entire school. Through collaborative learning, our students and staff have developed an increased awareness of opportunities for generosity. We've learned that it begins with our thinking and that translates into our actions and words. From sharing materials to offering encouragement, we're learning the joy of giving and the power of generosity.

— Jennilynn, Calvary Baptist Academy, Michigan

“

The Generous Students curriculum is easy to follow and impactful on students' lives. My kindergarten students enjoy each biblical trait being introduced by an animal and the intentional time to jot down their thoughts in the Gratitude Journal.

— Juleen, The Woodlands Christian Academy, Texas



“

Several teachers send home the stuffed giraffe with a new student each Friday. That weekend is that family's time to do something generous. The students take pictures, write a story, and share with their class about their generous act over the weekend. It a beautiful way to remind our families, who love being generous, to take time out to do something for someone else that weekend.”

— Oak City Academy, North Carolina



Generosity is the **ONLY** characteristic that will **challenge the entitlement** that students experience during the ages of 11-13. If children experience this during these important years, there is a **95% chance** that **they will grow to be generous adults.**

— Dr. Wayne Hammond  
Flourishing Life Founding Partner and CSO

# GENEROUS STUDENTS™

THE ADVENTURE  
STARTS WITH ME!



Explore Inside  
Our Kindergarten  
Program

FROM THE CREATORS OF  
I LIKE GIVING

## KINDERGARTEN • TEACHER GUIDE

CHRISTIAN SCHOOLS





# ADVENTURE 1

## WHAT IS GENEROSITY?

### OVERVIEW

#### ESSENTIAL QUESTION

How can I be generous?

#### LEARNING TARGET

I can give, share, and show I care.

#### 7 WAYS OF GENEROSITY DEFINITION & CHEER

Generosity: To give, share, and show you care.

#### OBJECTIVES

- Build a habit and attitude of gratitude through writing and illustration.
- Read John 3:16 and identify the connection between God's love and Generosity.
- Define Generosity and identify examples.

#### TEACHER PORTAL

Access the following Adventure 1 materials:

- Bible story poster.
- *Jasper G and the Giving Challenge* story.
- Generosity images.
- Generosity Giraffe craft materials.
- Adventure Companion: A Grown-up's Guide to Generous Students.



### ADVENTURE AT A GLANCE

#### LESSON 1: ENTER THE ADVENTURE

Complete the Introduction and Gratitude Journal.

#### LESSON 2: EXPLORE THE BIBLE

Read John 3:16.

Color Scripture Connection page and discuss personal connections..

#### LESSON 3: DISCOVER WITH FRIENDS

Read *Jasper G and the Giving Challenge*.

Create The Generosity Giraffe.

#### LESSON 4: HIT THE TRAIL

Define Generosity and identify Generosity examples.

#### LESSON 5: BE BOLD

Use the Generosity Giraffe to tell others the meaning of Generosity.

#### UPON COMPLETION

Send the Adventure Companion home.



# Lesson 1 ENTER THE ADVENTURE

## Start with Gratitude!



### INTRODUCTION & START WITH GRATITUDE

An adventure is an experience that helps us see the world from a different view than our own. We get to learn new things along the way. As a class, we are going on an adventure to learn about Generosity!

The words “generous” and “Generosity” may be new to you today, but by the time we finish this adventure, you will be experts! Throughout our adventure, we are going to learn from God’s Word and we will meet some new friends who will teach us about Generosity along the way. We’ll put our learning into action and help make the world a better place with our generous hearts.

Are you ready for an adventure? Of course you are! Let’s ENTER THE ADVENTURE, EXPLORE THE BIBLE, DISCOVER WITH FRIENDS, and BE BOLD together!

We’ll experience 10 unique adventures together. In each adventure, we are going to learn something new about Generosity. We will also learn a cheer that helps us remember The 7 Ways of Living Generously. We will keep practicing this throughout our lessons. You can even practice the cheer with a friend when you are at lunch, recess, or on the bus.

To get started, we’re going to learn the opening of the GENEROSITY CHEER and the definition of Generosity which is — to give, share, and show you care. Our cheer has hand motions, so let’s stand up, and learn the GENEROSITY CHEER together!



**Teacher Talk is in bold text throughout adventure.**


### GENEROSITY CHEER



Pass out student booklets and give students an opportunity to look through them.

**Let’s talk about Generosity!  
To give, share, and show you care.  
There are 7 ways to  
Live generously!**





# Lesson 1 (continued)

## ENTER THE ADVENTURE

### Start with Gratitude!



### Start with Gratitude!

All Adventures begin with a written Gratitude Journal activity in Lesson 1. Lessons 2-5 open with a shorter Start with Gratitude exercise. Teachers can use the ideas listed in each lesson, or choose from other ideas on the Start with Gratitude resource in the Teacher Portal.

A grateful heart is the best place to start all Generous Students lessons and activities!

As we set out on our adventure, you'll notice the word **generous** comes up a lot! **Generous** is another word for "kind." Being kind means wanting to do good and bring happiness to others. It means showing the goodness of your heart and acting in a caring way.

#### Can you think of ways you have been kind to someone else?

Some examples of what it means to be kind or generous include —

- Cheerfully giving your favorite candy bar to a good friend.
- Spending time with a visitor at your house even though you'd like to do something else.
- Asking for a sticker for your sibling when the grocery store clerk gives you one.
- Sharing your crayons during art time.
- Having kind thoughts about yourself.
- Giving your classmate a compliment.

There are so many ways you can be generous! The best way to get your mind ready for our generous adventure is to look around you and think about something or someone that makes you happy. When you think about the people and things that you are thankful for and that make you happy, it's called being grateful.

A grateful heart is the best place to begin the generous adventure. Each time we learn about Generosity, we're going to **ENTER THE ADVENTURE** by thinking of something or someone we are thankful for. Then we are going to draw a picture of it. You can even write about it if you want an extra challenge!



Model how to complete the GRATITUDE JOURNAL with a personal entry.

**Now it's your turn! Let's begin by closing your eyes and thinking about a person or thing that makes you feel like you could burst with joy and thankfulness. Got it? Let's go!**



Direct students to complete their first Start with Gratitude: Gratitude Journal entry..



Lesson 1

# ENTER THE ADVENTURE

## Start with Gratitude!

Draw a person or thing you're grateful for today!  
If you want an extra challenge, write it out on the line.

Today, I'm grateful for...

---

---

---

---


---

---


---

---

**Generosity:  
to give,  
share,  
and show  
you care.**



**Generosity:  
to give,  
share,  
and show  
you care.**





# Lesson 2 EXPLORE THE BIBLE

## Scripture Connection



### ★ LESSON PREPARATION: Display Bible poster.

Today we're going to see and hear a very special Bible verse. Did you know that the Bible is God's Word given to us so that we can know Him better? It's full of amazing stories, adventures, and lots of truth for us. Jesus gave it to us so that we can live a joy-filled life.

First, let's take a look at the Bible verse on our EXPLORE THE BIBLE poster. Look at the picture and be ready to tell me one thing you notice.

Now, listen closely to the Bible verse. Put your finger on your nose if it sounds familiar or if you've heard it before:

*For God so loved the world, that he gave his one and only Son...*  
— John 3:16

**Wow! Does anyone in our class know this Bible verse by heart? Do you want to share it with us?**

Let's say this first part of John 3:16 together: "For God so loved the world."

The first words say, "For God so loved the world."

**Do you know why this verse is so important?**

It is important because God loves the **WHOLE** world, including you, your family, and your friends. He loves the people who live way across the world from you. Wow, that's a lot of love!

The rest of the verse says, "That He gave his one and only son..." God **GAVE**. He didn't have to give us Jesus, but He did. God was very generous to give Jesus to us. He continues to be generous with His love for us every day.

The poster we looked at is a great picture that helps us understand what John 3:16 means. Now that we've seen a picture of the Bible verse and heard it with our ears, let's color the picture.

We'll keep it as a reminder that God loved the world so much that He gave His only Son to the world. God, the creator of everything, is so generous to us!



Direct students to the John 3:16 coloring page and provide time to complete it. If time allows, have students share what John 3:16 means to them.



### Start with Gratitude!

**TEACHER TIP:** Refer to GRATITUDE JOURNAL page for ways to engage students during gratitude time.

For ways to engage students during gratitude time refer, to the Start with Gratitude Document in the Teacher Portal.

Gratitude Discussion Idea: Who is a friend you are grateful for and why?




**PAUSE & PRAY:** Dear Jesus, thank You for all the many blessings You have already given us. Show us the needs around us today and help us meet them. Help us to share Your love by helping others. Please guide us on this journey as we learn to be more generous like You. Open our eyes to all You have for us. Amen.



Lesson 2

# EXPLORE THE BIBLE

## Scripture Connection



**God is Generous!**

***For God so loved the world,  
that he gave his one and only son...***

# GENEROUS STUDENTS™

THE ADVENTURE  
STARTS WITH ME!



Explore Inside  
Our Grade 1  
Program

FROM THE CREATORS OF  
**I LIKE GIVING**

**GIVE**

## 1<sup>ST</sup> GRADE • TEACHER GUIDE

CHRISTIAN SCHOOLS



# TEACHER GUIDE OVERVIEW



## TEACHER TALK

All text shown in **bold** is provided as a teacher script. While this is a guide for easy implementation, you are welcome to go off the script. We encourage you to speak authentically from your personal experience.



## ADVENTURES AT A GLANCE

- **ENTER THE ADVENTURE** is an introductory lesson to build interest, connect prior knowledge, and learn new vocabulary along with the **GENEROSITY CHEER**.
- **EXPLORE THE BIBLE** is a lesson that connects The 7 Ways of Living Generously to God's Word. Students will explore the meaning of Bible verses and make personal connections with Scripture.
- **DISCOVER WITH FRIENDS** features a captivating and relatable story about each of The 7 Ways of Living Generously told by friends from the Generosity Jungle. Discussion questions and activities are included to reinforce learning.
- **HIT THE TRAIL** includes practical and easy-to-implement activities that allow students to practice and experience Generosity together.
- **BE BOLD** is an invitation to live out The 7 Ways of Living Generously and empower students to take immediate action at school, at home, and in their community.



## START WITH GRATITUDE

At *Generous Students*, we believe a grateful heart is the best place to start. Each adventure begins with a written **GRATITUDE JOURNAL** exercise. This allows your students to experience the benefits of writing down what they are thankful for while building a habit of gratitude.

LESSON 1 begins with a **GRATITUDE JOURNAL** entry. LESSONS 2-5 begin with a **START WITH GRATITUDE** exercise to build a grateful habit and attitude. This can be done in numerous ways. See **START WITH GRATITUDE** in the Teacher Portal for creative ways to lead this portion of the program.

## LESSON EXTENSION

**GENEROUS STUDENTS: THE ADVENTURE STARTS WITH ME!** is aligned with Common Core Standards and Social Emotional Learning competencies. See the Lesson Extension in the Teacher Portal for standards alignment, mentor text options, and enrichment activities for **ADVENTURES 1-10**.

## PARENT/GUARDIAN ENGAGEMENT: THE ADVENTURE COMPANION

The **ADVENTURE COMPANION: A Grown-up's Guide to Generous Students** are take-home pages that are meant to be torn out from the back of student booklets or can be printed from the Teacher Portal and sent home.

This resource is ideal for connecting with parents/guardians and giving them a tool to reinforce and practice The 7 Ways of Living Generously at home. These pages include ideas for continuing the Generosity conversation at home. Partnership with parents/guardians can transform families and bring a generous heart into the home.

Suggestion: If you are using the **ADVENTURE COMPANION** pages from the back of the student booklets, have parent/guardian volunteers cut out and sort them so they're ready to send home after each lesson.

# TEACHER GUIDE OVERVIEW

## MATERIALS

The majority of this program is low to no prep, but there are some items needed throughout the lessons to create a hands-on experience for your students. Below is a list of items that are optional for each lesson. Don't worry if you do not have the budget to purchase these items, we have given you an alternative in the Teacher Portal.

ADVENTURE	ITEMS NEEDED	CLASSROOM ITEMS
WHAT IS GENEROSITY?	Gift-wrapped box or bag with a class picture inside	Sentence strips, stapler/glue
GENEROUS THOUGHTS	Sand, Q-tips, cardstock	Markers, glue, construction paper
GENEROUS WORDS	Building blocks of any size, items that are soft (feathers, cotton balls, pom poms) & items that are rough (sandpaper, file, rocks)	Scissors, glue sticks
GENEROUS MONEY	\$20.00 bill (real or fake) for demonstration	Scissors
GENEROUS TIME	Daily agenda, stopwatch	Scissors, tape/glue
GENEROUS INFLUENCE	Dominoes for demonstration	Red and green pens (for each student)
GENEROUS ATTENTION	Beanbags/ball for game, bell, clackers, devices (things to make noise for demonstration)	Scissors, glue
GENEROUS BELONGINGS	Item to share (candy, stickers, erasers), Stickers x 2 for each student	
GENEROUS GOD		Sticky notes or Washi tape
THE 7 WAYS REVIEW/ GENEROUSITY PROJECT	Bingo board makers (math cups, manipulative of choice)	Scissors

**ICON GUIDE** Look for these icons throughout the Teacher Guide for tips and transitions:



DISTRIBUTE/COLLECT ITEMS



TEACHER MODELS



STUDENT BOOKLET



START WITH GRATITUDE!



TEACHER SHOUT OUTS



STUDENT ACTIVITY



TEACHER TIP



CLASS DISCUSSION/  
STUDENT RESPONSE



CLASS GAME/ACTIVITY

# ADVENTURES AT A GLANCE



## ADVENTURE 1: WHAT IS GENEROSITY?

Page 1

- **ESSENTIAL QUESTION:** What is Generosity?
- **LEARNING TARGET:** I can give, share, and show I care.
- **ENTER THE ADVENTURE:** Complete the INTRODUCTION and GRATITUDE JOURNAL.
- **EXPLORE THE BIBLE:** Read James 1:17. Brainstorm, illustrate, write, and deliver My Good Gift activity.
- **DISCOVER WITH FRIENDS:** Read *Jasper G* story. Complete the discussion questions.
- **HIT THE TRAIL:** Identify strengths and character traits. Create and wear the I'm A Gift headbands.
- **BE BOLD:** Write/illustrate ways to be generous with friends and family on I Can Be Generous page.



## ADVENTURE 2: GENEROUS THOUGHTS

Page 13

- **ESSENTIAL QUESTION:** Who can I have Generous Thoughts about?
- **LEARNING TARGET:** I can have Generous Thoughts about my family and friends.
- **ENTER THE ADVENTURE:** Complete the INTRODUCTION and GRATITUDE JOURNAL.
- **EXPLORE THE BIBLE:** Read Psalm 139:17-18a. Complete the God Thinks About Me art project.
- **DISCOVER WITH FRIENDS:** Read *Ellie the Elephant* story. Complete the discussion questions.
- **HIT THE TRAIL:** Play This or That to compare Generous Thoughts with Stinkin' Thinkin'.
- **BE BOLD:** Write Generous Thoughts to a special person for the Thinking of You activity.



## ADVENTURE 3: GENEROUS WORDS

Page 23

- **ESSENTIAL QUESTION:** Who can I say Generous Words to?
- **LEARNING TARGET:** I can use Generous Words to encourage my family and friends.
- **ENTER THE ADVENTURE:** Complete the INTRODUCTION and GRATITUDE JOURNAL.
- **EXPLORE THE BIBLE:** Read 1 Thessalonians 5:11. Complete the Generous Words activity.
- **DISCOVER WITH FRIENDS:** Read *Polly the Parrot* story. Complete the discussion questions.
- **HIT THE TRAIL:** Do the Generous Words Re-Build Activity.
- **BE BOLD:** Choose your favorite useful Generous Words. Take home a building block.



## ADVENTURE 4: GENEROUS MONEY

Page 33

- **ESSENTIAL QUESTION:** Who can I bless by being generous with my money?
- **LEARNING TARGET:** I can be generous with my money to bless my family and friends.
- **ENTER THE ADVENTURE:** Complete the INTRODUCTION and GRATITUDE JOURNAL.
- **EXPLORE THE BIBLE:** Read Hebrews 13:16. Discuss giving opportunities and Blessing Bucks.
- **DISCOVER WITH FRIENDS:** Read *Marco the Monkey* story. Complete the discussion questions.
- **HIT THE TRAIL:** Complete the Save, Share, and Spend activity.
- **BE BOLD:** Complete the Face To Face Interview to discuss Generosity within the family.



## ADVENTURE 5: GENEROUS TIME

Page 43

- **ESSENTIAL QUESTION:** Who can I generously give my time to?
- **LEARNING TARGET:** I can be generous with my time toward my family and friends.
- **ENTER THE ADVENTURE:** Complete the INTRODUCTION and GRATITUDE JOURNAL.
- **EXPLORE THE BIBLE:** Read James 9:4. Generate a Daily Opportunities list to show kindness.
- **DISCOVER WITH FRIENDS:** Read *Stanley the Sloth* story. Complete the discussion questions.
- **HIT THE TRAIL:** Identify ways to be generous within everyday moments with Stopwatch activity.
- **BE BOLD:** Practice the habit of using time generously to build a thankful heart.

# ADVENTURES AT A GLANCE



## ADVENTURE 6: GENEROUS INFLUENCE

Page 53

- **ESSENTIAL QUESTION:** Who can I impact through my Generous Influence?
- **LEARNING TARGET:** I can impact family and friends through the choices I make.
- **ENTER THE ADVENTURE:** Complete the INTRODUCTION and GRATITUDE JOURNAL.
- **EXPLORE THE BIBLE:** Read Colossians 3:17. Design a jersey to represent God's team.
- **DISCOVER WITH FRIENDS:** Read *Leroy the Lion* story. Complete the discussion questions.
- **HIT THE TRAIL:** Complete the Everything I Say and Do page.
- **BE BOLD:** Complete the Colossians 3:17 personal reflection and paper chain.



## ADVENTURE 7: GENEROUS ATTENTION

Page 63

- **ESSENTIAL QUESTION:** Who do I give Generous Attention to?
- **LEARNING TARGET:** I can use eye contact and show an interest in what others say.
- **ENTER THE ADVENTURE:** Complete the INTRODUCTION and GRATITUDE JOURNAL.
- **EXPLORE THE BIBLE:** Read Philippians 2:4. Complete the Distraction Reaction activity.
- **DISCOVER WITH FRIENDS:** Read *Franny the Flamingo* story. Complete the discussion questions.
- **HIT THE TRAIL:** Play the Listen and Learn Game.
- **BE BOLD:** Complete the Face To Face Interview to discuss Generosity within the family.



## ADVENTURE 8: GENEROUS BELONGINGS

Page 73

- **ESSENTIAL QUESTION:** Who can I be generous to by sharing my belongings?
- **LEARNING TARGET:** I can share anything in selfless ways with family and friends.
- **ENTER THE ADVENTURE:** Complete the INTRODUCTION and GRATITUDE JOURNAL.
- **EXPLORE THE BIBLE:** Read Luke 3:11. Complete the My Stuff: More Than Enough! page.
- **DISCOVER WITH FRIENDS:** Read *Koko the Kangaroo* story. Complete the discussion questions.
- **HIT THE TRAIL:** Play the Yes, No, or Later game.
- **BE BOLD:** Complete the Share A Sticker activity.



## ADVENTURE 9: GENEROUS GOD

Page 83

- **ESSENTIAL QUESTION:** Who knows me better than I do?
- **LEARNING TARGET:** I can recognize that I am fully known and loved by a generous God.
- **ENTER THE ADVENTURE:** Complete the INTRODUCTION and GRATITUDE JOURNAL.
- **EXPLORE THE BIBLE:** Read Psalm 139:1. Complete the I Am Known! activity.
- **DISCOVER WITH FRIENDS:** Read *Generous God* story. Complete the discussion questions.
- **HIT THE TRAIL:** Complete the Hello my Name is... Name Tag activity.
- **BE BOLD:** Take home a name tag as a reminder that students are fully known.



## ADVENTURE 10: THE 7 WAYS REVIEW

Page 91

- **ESSENTIAL QUESTION:** How can I use The 7 Ways of Living Generously to make a difference?
- **LEARNING TARGET:** I can give, share, and show that I care with those around me.
- **ENTER THE ADVENTURE:** Complete the INTRODUCTION and GRATITUDE JOURNAL.
- **EXPLORE THE BIBLE:** Read 2 Corinthians 9:6-7. Complete the Generosity books.
- **DISCOVER WITH FRIENDS:** Read *Your Great Big Generous Adventure*. Complete the discussion questions.
- **HIT THE TRAIL:** Complete the Generosity Job Proposal.
- **BE BOLD:** Discuss My Generosity Job. Present Generosity Jobs.



# ADVENTURE 1

## WHAT IS GENEROSITY?

### OVERVIEW

#### ESSENTIAL QUESTION

What is Generosity?

#### LEARNING TARGET

I can give, share, and show I care.

#### 7 WAYS OF GENEROSITY DEFINITION & CHEER

Generosity: To give, share, and show you care.

#### OBJECTIVES

- Build a habit and attitude of gratitude through writing and illustration.
- Read James 1:17 and identify specific, good gifts sent from God.
- Define Generosity and identify examples.
- Recognize personal strengths and unique character traits that can be gifted to others.

#### TEACHER PORTAL

Access the following ADVENTURE 1 materials:

- Bible poster.
- *Jasper G and the Me-Thinking Madness* story.
- Generosity images.
- ADVENTURE COMPANION: A Grown-Up's Guide to Generous Students.



### ADVENTURE AT A GLANCE

#### LESSON 1: ENTER THE ADVENTURE

Complete the INTRODUCTION and GRATITUDE JOURNAL.

#### LESSON 2: EXPLORE THE BIBLE

Read James 1:17.

Brainstorm, illustrate, write, and deliver the My Good Gift activity.

#### LESSON 3: DISCOVER WITH FRIENDS

Read *Jasper G and the Me-Thinking Madness*.

Complete the discussion questions.

#### LESSON 4: HIT THE TRAIL

Identify strengths and character traits.

Create and wear the I'm A Gift headbands.

#### LESSON 5: BE BOLD

Write and illustrate ways to be generous with friends and family on the I Can Be Generous page.

#### UPON COMPLETION


Send the ADVENTURE COMPANION home.





# LESSON 1 ENTER THE ADVENTURE

## START WITH GRATITUDE



### INTRODUCTION & GRATITUDE JOURNAL

Throughout the Generous Students program, teachers are encouraged to share personal reflections, stories, and connections. A great way to begin the Generous Students program is for teachers to tell their students about an adventure he/she has taken. Sharing photos or videos, telling stories, and showing excitement for the thrill and fun of an adventure is a great way to get the Generosity Adventure started!

**An adventure is an experience that helps us see the world from a different view than our own. We get to learn new things along the way. As a class, we are going on an adventure to learn about Generosity!**

The words “generous” and “Generosity” may be new to you today, but by the time we finish this adventure, you will be experts! We are going to learn from God’s Word. And we’ll meet some new friends along the way who will teach us about Generosity. We’ll put our learning into action and help make the world a better place with our generous hearts.

**Are you ready for an adventure? Of course, you are! Let’s ENTER THE ADVENTURE, EXPLORE THE BIBLE, DISCOVER WITH FRIENDS, and BE BOLD TOGETHER!**

We’ll experience 10 unique adventures together. In each adventure, we are going to learn something new about Generosity and build a cheer that helps us remember The 7 Ways of Living Generously. We will keep practicing this throughout our lessons. You could even practice it with a friend when you aren’t in class!

Now it’s time to define exactly what the word — Generosity — means as we adventure together. Turn to your neighbor and take turns sharing what you think Generosity means.



Write the word Generosity on the board for a visual brainstorm. Invite students to share ideas about what Generosity means and write keywords on the board. Identify common themes and connect student ideas to the Generous Students definition, then share the definition with the class:

**Generosity: To give, share, and show you care. This will be our definition of Generosity as we learn to be Generous Students!**

To get started, we’re going to learn the opening of the **GENEROSITY CHEER** and the definition of Generosity — to give, share, and show you care. Our cheer has hand motions, so let’s stand up and learn the **GENEROSITY CHEER** together!




### START WITH GRATITUDE!

All Adventures begin with a written GRATITUDE JOURNAL activity in LESSON 1. LESSONS 2-5 open with a shorter START WITH GRATITUDE exercise. Teachers can use the ideas listed in each lesson or choose from other ideas on the START WITH GRATITUDE resource in the Teacher Portal.

A grateful heart is the best place to start all Generous Students lessons and activities!



**TEACHER TALK is in bold text throughout the adventure.**



# LESSON 1 (CONTINUED) ENTER THE ADVENTURE

## START WITH GRATITUDE

### GENEROSITY CHEER

**Let's talk about Generosity!  
To give, share, and show you care.  
There are 7 ways to live generously!**



Pass out student booklets and give students an opportunity to look through them.

As we set out on our adventure, you'll notice the word **generous** comes up a lot! Another word for generous is **kind**. Being kind means wanting to do good and bring happiness to others.

#### Can you think of ways you have been kind to someone else?

Some examples of what it means to be kind or generous include:

- Cheerfully giving your favorite candy bar to a good friend.
- Spending time with a visitor at your house even though you'd like to do something else.
- Asking for a sticker for your sibling when the grocery store clerk gives you one.
- Sharing your crayons during art time.
- Having kind thoughts about yourself.
- Giving your classmate a compliment.

There are so many ways you can be generous! The best way to get your mind ready for a generous adventure is to look around you and think about something or someone that makes you happy. When you think about the people and things that bring you joy and that you're thankful for — that's called being grateful.

A grateful heart is the best place to begin a generous adventure. Each time we learn about Generosity, we're going to **ENTER THE ADVENTURE** by thinking of something or someone we are thankful for and draw a picture of it. You can write more details if you want an extra challenge!



Teacher models how to complete the GRATITUDE JOURNAL with a personal entry.

**Now it's your turn! Begin by closing your eyes and thinking about a person or thing that makes you feel like you could burst with joy and thankfulness...Got it? Let's go!**



Teacher directs students to complete their first GRATITUDE JOURNAL entry on page 5.



LESSON 1

# ENTER THE ADVENTURE

## GRATITUDE JOURNAL

Draw a person or thing you're grateful for today!  
If you want an extra challenge, write it out on the line.

Today I'm grateful for...

Handwriting practice lines consisting of solid top and bottom lines with a dashed middle line. There are four sets of these lines provided for writing.





## ADVENTURE 1

# WHAT IS GENEROSITY?

Welcome to Generous Students! Your child has begun a new adventure into the world of Generosity. After each lesson, you'll receive this ADVENTURE COMPANION — to share what was taught and let you know how you can join in the life-changing journey of Generosity at home! Visit [generousclassroom.com](http://generousclassroom.com) for more information!



### Generous Learning A Glimpse Into the Adventure

- We brainstormed together to think about what Generosity means.
- We identified people in our lives that are a gift from God for the My Good Gift activity.
- We learned how to use The 7 Ways in everyday life.
- We identified ways each student is a unique gift and made I'm a Gift headbands.



### Generous Friends

Meet **The Generosity Giraffe!** He taught us what Generosity means: to give, share, and show you care.

Ask your child about our story — *Jasper G and the Me-Thinking Madness*.



### Generous Conversations: Family Discussion Starters

- Grown-ups, who first modeled Generosity for you? Tell your kids about the impact this person has had on your life.
- How were you generous today by giving, sharing, or showing that you cared?
- In what specific ways could our family be more generous to one another?



### Generous Home: Bring Generosity home with these ideas!

- Each lesson in Generous Students begins with START WITH GRATITUDE. To get the day started off right, make it a habit on the drive to school to have everyone in the car share the three things they're grateful for.
- Students reflected on the truth that they are God's generous gift. Take a few moments to tell your child how he/she is a gift to you.
- Find ways to connect regular moments in the day to Generosity. The 7 Ways of Living Generously can anchor your parenting. It provides great language and understanding around building healthy relationships, managing conflict, maintaining harmony in the home, and raising kids with grateful hearts.



### Generous Wisdom

**James 1:17 (NLT) — Whatever is good and perfect is a gift coming down to us from God our Father, who created all the lights in the heavens.** All of the good things in our life are a gift from our Generous God!



Learn more about  
Generous Classroom™ at  
[generousclassroom.com](http://generousclassroom.com)

Get inspiration, free downloads, and  
supplemental ideas by following us on  
social media @GenerousClassroom

# GENEROUS STUDENTS™

THE ADVENTURE  
STARTS WITH ME!



Explore Inside  
Our Grade 2  
Program

**2<sup>ND</sup> GRADE • TEACHER GUIDE**

CHRISTIAN SCHOOLS

# TEACHER GUIDE OVERVIEW



## TEACHER TALK

All text shown in **bold** is provided as a teacher script. While this is a guide for easy implementation, you are welcome to go off the script. We encourage you to speak authentically from your personal experience.



## ADVENTURES AT A GLANCE

- **ENTER THE ADVENTURE** is an introductory lesson to build interest, connect prior knowledge, and learn new vocabulary along with the **GENEROSITY CHEER**.
- **EXPLORE THE BIBLE** is a lesson that connects The 7 Ways of Living Generously to God's Word. Students will explore the meaning of Bible verses and make personal connections with Scripture.
- **DISCOVER WITH FRIENDS** features a captivating and relatable story about each of The 7 Ways of Living Generously told by friends from the Generosity Jungle. Discussion questions and activities are included to reinforce learning.
- **HIT THE TRAIL** includes practical and easy-to-implement activities that allow students to practice and experience Generosity together.
- **BE BOLD** is an invitation to live out The 7 Ways of Living Generously and empower students to take immediate action at school, at home, and in their community.



## START WITH GRATITUDE

At Generous Students, we believe a grateful heart is the best place to start. Each adventure begins with a written **GRATITUDE JOURNAL** exercise. This allows your students to experience the benefits of writing down what they are thankful for while building a habit of gratitude.

LESSON 1 begins with a **GRATITUDE JOURNAL** entry. LESSONS 2-5 begin with a **START WITH GRATITUDE** exercise to build a grateful habit and attitude. This can be done in numerous ways. See **START WITH GRATITUDE** in the Teacher Portal for creative ways to lead this portion of the program.

## LESSON EXTENSION

**GENEROUS STUDENTS: THE ADVENTURE STARTS WITH ME!** is aligned with Common Core Standards and Social Emotional Learning competencies. See the Lesson Extension in the Teacher Portal for standards alignment, mentor text options, and enrichment activities for **ADVENTURES 1-10**.

## PARENT/GUARDIAN ENGAGEMENT: THE ADVENTURE COMPANION

The **ADVENTURE COMPANION: A Grown-up's Guide to Generous Students** are take-home pages that are meant to be torn out from the back of student booklets or can be printed from the Teacher Portal and sent home.

This resource is ideal for connecting with parents/guardians and giving them a tool to reinforce and practice The 7 Ways of Living Generously at home. These pages include ideas for continuing the Generosity conversation at home. Partnership with parents/guardians can transform families and bring a generous heart into the home.

Suggestion: If you are using the **ADVENTURE COMPANION** pages from the back of the student booklets, have parent/guardian volunteers cut out and sort them so they're ready to send home after each lesson.

# TEACHER GUIDE OVERVIEW

## MATERIALS

The majority of this program is low to no prep, but there are some items needed throughout the lessons to create a hands-on experience for your students. Below is a list of items that are optional for each lesson. Don't worry if you do not have the budget to purchase these items, we have given you an alternative in the Teacher Portal.

ADVENTURE	ITEMS NEEDED	CLASSROOM ITEMS
WHAT IS GENEROSITY?		Backpacks filled with items
GENEROUS THOUGHTS	Small container of bubbles, red cardstock, 11x17 construction paper	
GENEROUS WORDS	2 clear cups, salt, water	
GENEROUS MONEY		
GENEROUS TIME	One small treat for each student	Post-its (enough for each student)
GENEROUS INFLUENCE	Stickers for each student	Poster paper, art materials
GENEROUS ATTENTION		Printer paper (enough for each student)
GENEROUS BELONGINGS	Water bottle with stickers or an image of a water bottle with stickers, sticker paper (optional)	
GENEROUS GOD	Black, red, white, yellow, and green construction paper	Scissors, stapler
THE 7 WAYS REVIEW/ GENEROUSITY PROJECT		Art materials

**ICON GUIDE** Look for these icons throughout the Teacher Guide for tips and transitions:



DISTRIBUTE/COLLECT ITEMS



TEACHER MODELS



STUDENT BOOKLET



START WITH GRATITUDE!



TEACHER SHOUT OUTS



STUDENT ACTIVITY



TEACHER TIP



CLASS DISCUSSION/  
STUDENT RESPONSE



CLASS GAME/ACTIVITY

# ADVENTURES AT A GLANCE



## ADVENTURE 1: WHAT IS GENEROSITY?

Page 1

- **ESSENTIAL QUESTION:** What is Generosity?
- **LEARNING TARGET:** I can give, share, and show I care.
- **ENTER THE ADVENTURE:** Complete the INTRODUCTION and GRATITUDE JOURNAL.
- **EXPLORE THE BIBLE:** Read Galatians 6:2. Show Backpack demonstration.
- **DISCOVER WITH FRIENDS:** Read *Jasper G* story. Complete the discussion questions.
- **HIT THE TRAIL:** Think-Pair-Share with Generosity Social stories.
- **BE BOLD:** Illustrate the Generosity In Action comic strip.



## ADVENTURE 2: GENEROUS THOUGHTS

Page 11

- **ESSENTIAL QUESTION:** How can I use Generous Thoughts to grow in Generosity?
- **LEARNING TARGET:** I can choose Generous Thoughts to grow my heart with Generosity.
- **ENTER THE ADVENTURE:** Complete the INTRODUCTION and GRATITUDE JOURNAL.
- **EXPLORE THE BIBLE:** Read Proverbs 4:23. Guard Your Heart With Generous Thoughts activity.
- **DISCOVER WITH FRIENDS:** Read *Ellie the Elephant* story. Complete the discussion questions.
- **HIT THE TRAIL:** Complete the My Thoughts activity.
- **BE BOLD:** Illustrate a poster with Generous Thoughts.



## ADVENTURE 3: GENEROUS WORDS

Page 19

- **ESSENTIAL QUESTION:** How can I use Generous Words?
- **LEARNING TARGET:** I can use Generous Words to build up, repair, and encourage others.
- **ENTER THE ADVENTURE:** Complete the INTRODUCTION and GRATITUDE JOURNAL.
- **EXPLORE THE BIBLE:** Read James 3:11-12. Compare freshwater and salty words. Write a prayer.
- **DISCOVER WITH FRIENDS:** Read *Polly the Parrot* story. Complete the discussion questions.
- **HIT THE TRAIL:** Complete the water droplet and salt shaker activity.
- **BE BOLD:** Teach your family about Generous Words and the power of saying — I'm sorry.



## ADVENTURE 4: GENEROUS MONEY

Page 29

- **ESSENTIAL QUESTION:** How can I be generous with my money?
- **LEARNING TARGET:** I can identify a need and choose to give my money to help others.
- **ENTER THE ADVENTURE:** Complete the INTRODUCTION and GRATITUDE JOURNAL.
- **EXPLORE THE BIBLE:** Read Acts 4:32-35. Brainstorm ways to give.
- **DISCOVER WITH FRIENDS:** Read *Marco the Monkey* story. Complete the discussion questions.
- **HIT THE TRAIL:** Identify ways to be generous with friends, family, and community.
- **BE BOLD:** Take lessons learned about Generous Money home and share with a family member.



## ADVENTURE 5: GENEROUS TIME

Page 39

- **ESSENTIAL QUESTION:** How can I choose to use different character traits with Generous Time?
- **LEARNING TARGET:** I can choose to use patience, kindness, and attentiveness through Generous Time.
- **ENTER THE ADVENTURE:** Complete the INTRODUCTION and GRATITUDE JOURNAL.
- **EXPLORE THE BIBLE:** Read Ephesians 4:2. Act out generous responses.
- **DISCOVER WITH FRIENDS:** Read *Stanley the Sloth* story. Complete the discussion questions.
- **HIT THE TRAIL:** Complete the Believe the Best Test activity.
- **BE BOLD:** Prepare to give a patient response when the next waiting opportunity arises.

# ADVENTURES AT A GLANCE



## ADVENTURE 6: GENEROUS INFLUENCE

Page 49

- **ESSENTIAL QUESTION:** How can my choices affect others in a positive way?
- **LEARNING TARGET:** I can shine God's light by including, encouraging, and helping others.
- **ENTER THE ADVENTURE:** Complete the INTRODUCTION and GRATITUDE JOURNAL.
- **EXPLORE THE BIBLE:** Read Matthew 5:16. Complete the Let My Light Shine activity.
- **DISCOVER WITH FRIENDS:** Read *Leroy the Lion* story. Complete the discussion questions.
- **HIT THE TRAIL:** Complete Includer, Encourager, and Helper small group activity.
- **BE BOLD:** Write positive affirmations. Complete the Shining Our Light classroom poster.



## ADVENTURE 7: GENEROUS ATTENTION

Page 57

- **ESSENTIAL QUESTION:** How can I practice Generous Attention?
- **LEARNING TARGET:** I can be quick to listen, slow to speak, and give my attention to others.
- **ENTER THE ADVENTURE:** Complete the INTRODUCTION and GRATITUDE JOURNAL.
- **EXPLORE THE BIBLE:** Read James 1:19. Complete Quick To Hear, Slow To Speak activity.
- **DISCOVER WITH FRIENDS:** Read *Franny the Flamingo* story. Complete the discussion questions.
- **HIT THE TRAIL:** Illustrate Land of Attention and Land of Distraction.
- **BE BOLD:** Lead a family conversation about attention, distraction, and communication.



## ADVENTURE 8: GENEROUS BELONGINGS

Page 65

- **ESSENTIAL QUESTION:** How can I share in all circumstances?
- **LEARNING TARGET:** I can choose to share my belongings through Generosity and thankfulness regardless of the situation.
- **ENTER THE ADVENTURE:** Complete the INTRODUCTION and GRATITUDE JOURNAL.
- **EXPLORE THE BIBLE:** Read 2 Corinthians 9:11. Complete Unfair Repair activity.
- **DISCOVER WITH FRIENDS:** Read *Koko the Kangaroo* story. Complete the discussion questions.
- **HIT THE TRAIL:** Act out the Unfair Repair skits.
- **BE BOLD:** Complete the Share A Sticker activity.



## ADVENTURE 9: GENEROUS GOD

Page 75

- **ESSENTIAL QUESTION:** How is God generous with His grace?
- **LEARNING TARGET:** I can recognize that God is generous through His saving grace and that I am forgiven.
- **ENTER THE ADVENTURE:** Complete the INTRODUCTION and GRATITUDE JOURNAL.
- **EXPLORE THE BIBLE:** Read Ephesians 2:8. Complete whiteboard demo and I Am Forgiven activity.
- **DISCOVER WITH FRIENDS:** Read *Generous God* story. Complete the discussion questions.
- **HIT THE TRAIL:** Create a Wordless Book.
- **BE BOLD:** Share the Wordless Book story with friends and family.



## ADVENTURE 10: THE 7 WAYS REVIEW

Page 87

- **ESSENTIAL QUESTION:** How do I want to give?
- **LEARNING TARGET:** I can be a cheerful giver!
- **ENTER THE ADVENTURE:** Complete the INTRODUCTION and GRATITUDE JOURNAL.
- **EXPLORE THE BIBLE:** 2 Corinthians 9:7. Synonyms & Antonyms. Giving Starts in My Heart!
- **DISCOVER WITH FRIENDS:** Read *Your Great Big Generous Adventure*. Complete the discussion questions.
- **HIT THE TRAIL:** Complete the GeneroCITY town map design.
- **BE BOLD:** Present GeneroCITY town and Generous Students reflection.



# ADVENTURE 1

## WHAT IS GENEROSITY?

### OVERVIEW

#### ESSENTIAL QUESTION

What is Generosity?

#### LEARNING TARGET

I can give, share, and show I care.

#### 7 WAYS OF GENEROSITY DEFINITION & CHEER

Generosity: To give, share, and show you care.

#### OBJECTIVES

- Build a habit and attitude of gratitude through writing and illustration.
- Read Galatians 6:2 (ICB) and participate in a Backpack demonstration.
- Apply the idea of carrying each other's burdens to social stories and work with a partner to develop a unique social story about Generosity.
- Illustrate a comic strip that demonstrates Generosity in action.

#### TEACHER PORTAL

Access the following ADVENTURE 1 materials:

- Bible poster.
- *Jasper G and the Me-Thinking Madness* story.
- Generosity In Action comic strip template.
- ADVENTURE COMPANION: A Grown-Up's Guide to Generous Students.



### ADVENTURE AT A GLANCE

#### LESSON 1: ENTER THE ADVENTURE

Complete the INTRODUCTION and GRATITUDE JOURNAL.

#### LESSON 2: EXPLORE THE BIBLE

Read Galatians 6:2.

Present Backpack demonstration.

#### LESSON 3: DISCOVER WITH FRIENDS

Read *Jasper G and the Me-Thinking Madness*.

Complete the discussion questions.

#### LESSON 4: HIT THE TRAIL

Think-Pair-Share with Generosity social stories.

#### LESSON 5: BE BOLD

Illustrate the Generosity In Action comic strip.

#### UPON COMPLETION


Send the ADVENTURE COMPANION home.





# LESSON 1 ENTER THE ADVENTURE

## START WITH GRATITUDE



### INTRODUCTION & GRATITUDE JOURNAL

An adventure is an experience that helps us see the world from a different viewpoint. We get to learn new things along the way. As a class, we are going on an adventure to learn about Generosity!

The words “generous” and “Generosity” may be new to you today, but by the time we finish this adventure, you will be experts! We are going to learn from God’s Word. And we’ll meet some new friends who will teach us about Generosity along the way. We’ll put our learning into action and help make the world a better place with our generous hearts.

Are you ready for an adventure? Of course you are! Let’s **ENTER THE ADVENTURE**, **EXPLORE THE BIBLE**, **DISCOVER WITH FRIENDS**, and **BE BOLD** together!

We’ll experience 10 unique adventures together. In each adventure, we are going to learn something new about Generosity and build a cheer that helps us remember The 7 Ways of Living Generously. We will keep practicing this throughout our lessons. You could even practice it with a friend when you aren’t in class!

To get started, we’re going to learn the opening of the **GENEROSITY CHEER** and the definition of Generosity — to give, share, and show you care. Our cheer has hand motions, so let’s stand up and learn the **GENEROSITY CHEER** together!



### START WITH GRATITUDE!

All Adventures begin with a written **GRATITUDE JOURNAL** activity in **LESSON 1**. **LESSONS 2-5** open with a shorter **START WITH GRATITUDE** exercise. Teachers can use the ideas listed in each lesson or choose from other ideas on the **START WITH GRATITUDE** resource in the Teacher Portal.

A grateful heart is the best place to start all Generous Students lessons and activities!

### GENEROSITY CHEER

Let’s talk about Generosity!  
To give, share, and show you care.  
There are 7 ways to live generously!




**TEACHER TALK** is in bold text throughout the adventure.



Pass out student booklets and give students an opportunity to look through them.







# LESSON 1 (CONTINUED) ENTER THE ADVENTURE

## START WITH GRATITUDE

### GRATITUDE JOURNAL



#### START WITH GRATITUDE!

Today's START WITH GRATITUDE activity is to complete a journal entry on page 5.

As we set out on our adventure, you'll notice the word — generous — comes up a lot! Another word for being generous is being kind. Being kind means wanting to do good and bring happiness to others. It means having a good heart and acting in a caring way.

**Can you think of ways you have been kind to someone else?**

Some examples of what it means to be kind or generous include:

- Cheerfully giving your favorite candy bar to a good friend.
- Spending time with a visitor at your house even though you'd like to do something else.
- Asking for a sticker for your sibling when the grocery store clerk gives you one.
- Sharing your crayons during art time.
- Having kind thoughts about yourself.
- Giving your classmate a compliment.

There are so many ways you can be generous! The best way to get your mind ready for our generous adventure is to look around you and think about something or someone that makes you happy. When you think about the people and things that you are thankful for and that make you happy — it's called being grateful.

A grateful heart is the best place to begin the generous adventure. Each time we learn about Generosity, we're going to ENTER THE ADVENTURE by thinking of something or someone we are thankful for. Then we are going to draw a picture of it. You can even write about it if you want an extra challenge!



Model how to complete the GRATITUDE JOURNAL with a personal entry.

**Now it's your turn! Let's begin by closing your eyes and thinking about a person or thing that makes you feel like you could burst with joy and thankfulness...Got it? Let's go!**



Direct students to complete their first GRATITUDE JOURNAL entry on page 5.



LESSON 1

# ENTER THE ADVENTURE

## GRATITUDE JOURNAL

Draw a picture of someone or something you are thankful for, then write about it on the lines below.

Four sets of horizontal writing lines, each consisting of a solid top line, a dashed middle line, and a solid bottom line.



## ADVENTURE 1

# WHAT IS GENEROSITY?

Welcome to Generous Students! Your child has begun a new adventure into the world of Generosity. After each lesson, you'll receive this ADVENTURE COMPANION — to share what was taught and let you know how you can join in the life-changing journey of Generosity at home! Visit [generousclassroom.com](http://generousclassroom.com) for more information!



### Generous Learning

#### A Glimpse Into the Adventure

- We listened to Galatians 6:2 and put on heavy backpacks to experience what it's like to carry each other's burdens.
- We heard real life examples of life's ups and downs and worked with a partner to develop a unique social story about Generosity.
- We illustrated a comic strip that demonstrates Generosity In Action.



### Generous Friends

Meet **The Generosity Giraffe!** He taught us what Generosity means: to give, share, and show you care.

Ask your child about our story — *Jasper G and the Me-Thinking Madness.*



### Generous Conversations: Family Discussion Starters

- Parents/Guardians: Who first modeled Generosity for you? Tell your kids about the impact this person has had on your life.
- Ask your child — If you could give our family a grade for the way we — give, share, and show we care — what would it be? Why? How can our family become even better at this?
- Who was generous to you today? How?
- The Bible tells us to help each other with our burdens and troubles. How do we know when someone else has a burden or trouble that we don't need to carry?



### Generous Home: Bring Generosity home with these ideas!

- Each lesson in Generous Students begins with START WITH GRATITUDE. Make it a habit on the drive to school or at a mealtime to have everyone share three things they're grateful for. This is a guaranteed way to get a positive attitude going!
- Find ways to connect regular moments in the day to Generosity. The 7 Ways of Living Generously can anchor your parenting. It provides great language and understanding around building healthy relationships, managing conflict, maintaining harmony in the home, and raising kids with grateful hearts.



### Generous Wisdom

**Galatians 6:2 (ICB) — Help each other with your troubles. When you do this, you truly obey the law of Christ.** When we choose to help people around us, we can lighten their load while also growing in our journey of Generosity.



Learn more about  
Generous Classroom™ at  
[generousclassroom.com](http://generousclassroom.com)

Get inspiration, free downloads, and  
supplemental ideas by following us on  
social media @GenerousClassroom

Join the  
movement!  
Bring Generous  
Students to  
YOUR school!

