

Bronze & Silver Range Garages

Shanette offers a range of garages suitable for all domestic storage needs. All three ranges come with roof insulation, while the Silver and Gold Range garages also feature wall insulation. The entry-level Bronze Range garage is more suitable for storing garden tools, lawnmowers, and bikes. The Silver Range is ideal for workshops and car storage.



FEATURES

BRONZE RANGE GARAGES

- **25mm roof insulation** - this prevents condensation forming and dripping from the roof.
- **100mm heavy duty fully galvanised CE certified steel framework.**

SILVER RANGE GARAGES

- **25mm roof and wall insulation** with felt finish.
- **100mm heavy duty fully galvanised CE certified steel framework.**


Horizontal plank-effect cladding is provided as standard, with the option of vertical box profile available upon request.




Bronze Interior



Silver Interior



Box Profile Roof



Tile Effect Roof - Optional Extra

The prices for the Bronze and Silver Ranges include either a pedestrian door or a manual non-insulated roller door.



Manual Roller Door - Uninsulated

*Celebrating +40 years
of Shanette*

Available Colours

More colours available upon request & subject to availability.



WOOD GRAIN FINISH OPTIONAL EXTRA




Explore Our

Insulated Gold Range Garages

Our Gold Range is manufactured using high-quality insulated composite panels, boasting a minimum of 40mm of insulation for both the roof and walls. These panels are designed to endure severe weather conditions, thanks to their PVC-coated exterior sheet, ensuring long-lasting climate protection. On the interior, both the walls and the roof feature a smooth, easy-to-clean, white metal finish.

These units have the advantage of retaining heat when they are heated.

We recommend heating all Silver & Gold Range units for optimum dry storage conditions




Key FEATURES

- Choose from 40mm or 80mm insulated composite panels in both roof and wall structures.
- White metal interior wall finish.
- 100mm Heavy duty fully galvanised CE certified steel framework.
- Pre-fabricated roof & wall panels for easy site installation.

2 AVAILABLE OPTIONS

- 40mm or 80mm Horizontal Flat Panel Cladding.
- From 40mm up to 120mm Vertical Box Profile Cladding.



Insulated Roller Door - Optional Extra



40mm Insulated Composite Panel



Horizontal Flat Panel Roof Gold Range Box Profile Roof



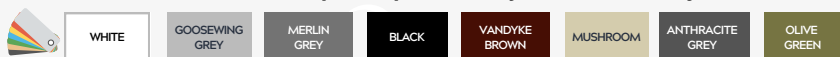
Gold Range Tile Effect Roof - Extra

HORIZONTAL FLAT PANEL COLOUR RANGE



VERTICAL BOX PROFILE COLOUR RANGE

More colours available upon request & subject to availability.



Gold Range prices include a single steel or uPVC door. Insulated roller door is an optional extra.

Building Sizes



Vertical Box Profile

Our Prices

BRONZE RANGE

SILVER RANGE

GOLD RANGE

Horizontal Flat Panel Wall
Insulation with Box Profile Roof

GOLD RANGE

Vertical Profile Insulated
Composite Panels

UNIT SIZE	EAVE / RIDGE	25mm Roof Insulation	25mm Roof & Wall Insulation	1 40mm	2 80mm	3 40mm	4 80mm
5.2m x 4m 6.2m x 4m 8.2m x 4m 9.2m x 4m	2.2m walls to 2.9m ridge	€6,400 €7,100 €8,490 €9,200	€7,000 €7,750 €9,290 €10,050	€7,550 €8,375 €10,050 €10,900	€8,950 €9,950 €12,000 €13,000	€8,000 €8,900 €10,700 €11,600	€9,400 €10,500 €12,650 €13,650
5.2m x 5m 6.2m x 5m 8.2m x 5m 9.2m x 5m	2.2m walls to 3.1m ridge	€7,550 €8,300 €9,900 €10,660	€8,250 €9,090 €10,800 €11,700	€8,900 €9,850 €11,750 €12,700	€10,600 €11,750 €14,000 €15,100	€9,450 €10,500 €12,450 €13,500	€11,100 €12,350 €14,750 €15,950
6.2m x 6m 8.2m x 6m 9.2m x 6m 12.2m x 6m	2.2m walls to 3.2m ridge	€9,590 €11,350 €12,200 €14,800	€10,500 €12,450 €13,400 €16,300	€11,400 €13,500 €14,550 €17,700	€13,600 €16,100 €17,400 €21,250	€12,100 €14,350 €15,500 €18,850	€14,300 €17,050 €18,450 €22,400
8.2m x 7m 9.2m x 7m 12.2m x 7m	2.2m walls to 3.5m ridge	€12,850 €13,800 €16,700	€14,100 €15,200 €18,350	€15,300 €16,500 €19,950	€18,350 €19,750 €23,950	€16,350 €17,550 €21,250	€19,300 €20,850 €25,250
8.2m x 8m 9.2m x 8m 12.2m x 8m	2.2m walls to 3.6m ridge	€15,050 €16,200 €19,450	€16,450 €17,700 €21,300	€17,900 €19,250 €23,100	€21,350 €22,900 €27,600	€18,950 €20,350 €24,550	€22,400 €24,100 €29,050
8.2m x 9m 9.2m x 9m 12.2m x 9m	2.2m walls to 3.8m ridge	€16,800 €18,000 €21,550	€18,400 €19,700 €23,600	€20,000 €21,400 €25,700	€23,800 €25,550 €30,700	€21,100 €22,700 €27,250	€25,050 €26,800 €32,250

- All garages include a door, clearlights, gutters & downpipes.

Please see our optional extras page for build additions.

Insulation choice will affect the overall building size.

Windows are not included



NSAI
CERTIFIED



EN

1090

ISO

9001

OPTIONAL EXTRAS

Free delivery & installation within 100km of Kilbeggan Factory.

Window Options

685mm x 1070mm
Top hinge €450



1020mm x 760mm
Top Opening €500



1020mm x 1070mm
French Style €600



1350mm x 1070mm
French Style Opening €700



1350mm x 1070mm
Twin Top Opening
€700




685mm x 1830mm
Top Opening €700



Door Options

All door measurements refer to the door opening, and all window measurements refer to the frame width.

**CLAD DOORS AVAILABLE
FOR BRONZE RANGE ONLY**



Single Clad 740mm €500
Double Clad doors 1480mm €1000

Additional doors can be ordered at an extra cost.



10pt double doors
1725mm €1,650



Wide 10pt
door
1075mm
€1050



Heavy duty
security door
780mm
€900



uPVC French door Full Glass
1700mm €1,650



Single uPVC door Half
Glass or Full Glass
735mm €900

GARAGE DOORS




2.4m wide manual single skin roller door €800
To motorise roller door add €350 Plus a side door



2.4m wide insulated electric roller door €1,600
Electric doors require a side door



Sectional Roller Doors:
Manual or motorised - POA



All Prices include VAT @13.5% - We reserve the right to change prices and specifications of products without prior notice. Descriptions, colours, photographs, technical information and specifications are for guideline purposes only. July 2025.



- Garages will arrive on a truck & trailer.
- We will need to operate our truck mounted crane for garage installations.
- Free delivery & installation within 100km of Kilbeggan Factory.

5 SIMPLE STEPS TO ORDERING YOUR SHANETTE UNIT!

STEP BY STEP

PLEASE DISCUSS SITE ACCESS WITH ONE OF OUR SALES TEAM



DESIGN

Drop in to see us. Discuss options with our team, choose the range that suits you best and add optional extras if desired.

ACCESS

Share a video of your access with our sales team to evaluate access for installation.

CONCRETE BASE

We provide concrete base instructions for your unit and we can recommend skilled contractors if required.

ORDER & DEPOSIT

Sign off on order form with a 50% deposit due upon ordering. You can pay balance on or before delivery.

PAYMENT & INSTALL

Please send a photo of your completed concrete base to help us keep our scheduling team updated. Your unit will be delivered as scheduled.