

---

---

# PIETRE NATURALI

*exclusive selection*

---

gres fine porcellanato

★★★★★  
**MONOCIBEC®**  
FINCIBEC GROUP

---

# PIETRE NATURALI

*exclusive selection*





gres fine porcellanato - *fine porcelain stoneware*

## Oltre la Collezione *massima libertà*

Il progetto Pietre Naturali, nasce da un concetto che va oltre la "Collezione" per proporre una vera e propria *selezione* di textures e tonalità.

Inspirate a materiali minerali di provenienza diversa, con grafiche e tonalità eterogenee, ognuna delle pietre proposte ha una propria ed esclusiva personalità.

In questo modo la *selezione* Monocibec, si propone di coinvolgere molteplici stili, lasciando la libertà al progettista di esprimersi senza limitazioni.

### **Beyond the collection maximum freedom**

*The Pietre Naturali project is born from a concept that goes beyond the 'Collection', to propose a true selection of textures and shades.*

*Inspired by mineral materials of different origin, with heterogeneous designs and shades, each one of the proposed stones has its own exclusive personality.*

*In this way, the Monocibec selection wants to involve multiple styles, making the designers free to express themselves without limitations.*

**04**  
ROCKLIFF STONE



**10**  
GERUSALEM STONE



**16**  
PALEMON STONE



**24**  
BLACK BOARD



**30**  
PALACE BIANCO



**36**  
TAME STONE



**38**  
WESTLAND





Palace Bianco

Palemon Stone

Black Board

Gerusalem Stone

Rockliff Stone

Tame Stone

Westland

## 7

### COLORI

#### COLOURS

PALACE BIANCO  
PALEMON STONE  
BLACK BOARD  
GERUSALEM STONE  
ROCKLIFF STONE  
TAME STONE  
WESTLAND

## 6

### FORMATI

#### SIZES

60X120 cm  
60X60 cm  
30X60 cm  
50X100 cm (MAJOR 20 MM) (Palemon Stone, Black Board, Gerusalem Stone,  
Rockliff Stone, Tame Stone, Westland)  
80X80 cm (MAJOR 20 MM) (Palemon Stone, Gerusalem Stone, Tame Stone)  
60X60 cm (MAJOR 20 MM) (Palemon Stone, Gerusalem Stone, Tame Stone)

## 3

### SUPERFICI

#### SURFACES

NATURALE\_NATURAL (60x120\_60x60\_30x60)  
LAPPATO\_LAPPED (60x120\_60x60)  
GRIP (50x100\_80x80\_60x60\_30x60)

## 2

### BORDI

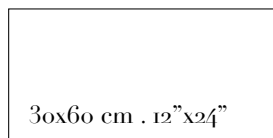
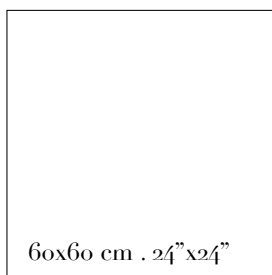
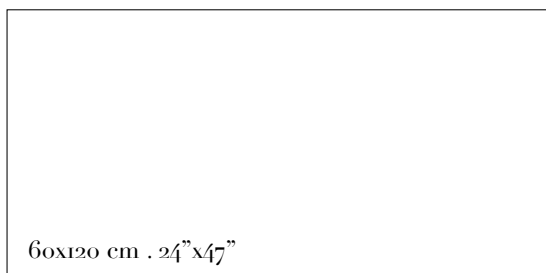
#### EDGES

NATURALE NATURAL  
RETTIFICATO RECTIFIED

# PIETRE NATURALI

gres fine porcellanato - fine porcelain stoneware

9 mm

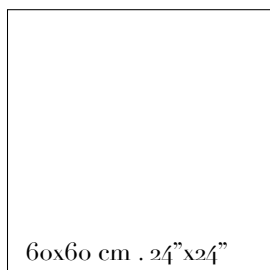

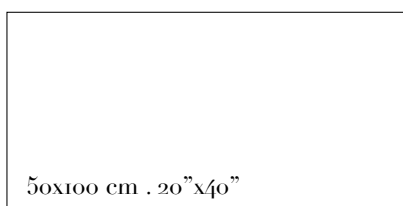


La *selezione* Monocibec è caratterizzata dalla naturalezza di textures, estremamente realistiche, che muovono delicatamente tonalità attuali, neutre ed eleganti.

I formati da interno sono modulari, e abbinabili tra loro, corredati da 2 decori. La gamma si completa con le soluzioni per esterno, spessore 20 mm.

## MAJOR

20 mm



*The Monocibec selection is characterized by the naturalness of textures, extremely realistic, that gently move modern, neutral, and elegant shades. The indoor sizes are modular and can be combined with each other, accompanied by 2 decorations.*

*The product range is complemented by the outdoor solutions, 20 mm thickness.*

★★★★★  
**MONOCIBEC®**  
FINCIBEC GROUP





# Rockliff Stone

# PIETRE NATURALI











AMBIENTE REALIZZATO CON  
Setting realized with

*Rockliff Stone 60x120 lappato*  
+ *Muretto Mix Cool 30x60*







# Rockliff Stone

---

---



---

---

PIETRE\_NATURALI



# Jerusalem Stone



# PIETRE NATURALI









AMBIENTE REALIZZATO CON  
Setting realized with

*Gerusalem Stone 60x120 Naturale*  
*Gerusalem Stone 15x60 Naturale*





# Gerusalem Stone

---

---



---

---

PIETRE\_NATURALI



# Palemon Stone



# PIETRE NATURALI











**MAJOR**  
20 mm

AMBIENTE REALIZZATO CON  
Setting realized with

*Palemon Stone 60x120 Naturale*  
*Palemon Stone (Major 20 mm) 50x100 Grip*









**MAJOR**  
20 mm

AMBIENTE REALIZZATO CON  
Setting realized with

*Palémon Stone (Major 20 mm) 50x100 Grip*







# Palemon Stone

---


---



---

---

PIETRE NATURALI



# Black Board

---



# PIETRE NATURALI









AMBIENTE REALIZZATO CON  
Setting realized with

*Black Board 60x120 Naturale*  
*Black Board (Major 20 mm) 50x100 Grip*





# Black Board

---

---



---

---

PIETRE\_NATURALI



# Palace Bianco

---



# PIETRE NATURALI

**OPÉRA**  
MUSÉE DU LOUVRE  
**NOTRE-DAME**  
SAINT-GERMAIN-DES-PRÉS  
MUSÉE D'ORSAY  
CONCORDE  
CHAMPS-ÉLYSÉES  
ARC DE TRIOMPHE  
TROCADÉRO  
TOUR EIFFEL  
INVALIDES









AMBIENTE REALIZZATO CON  
Setting realized with

*Palace Bianco 60x120 Naturale*  
*+ Formella Palace Bianco 30x30 Naturale*





# Palace Bianco

---

---



---

---

PIETRE NATURALI



AMBIENTE REALIZZATO CON  
Setting realized with

*Tame Stone 60x120 Naturale*  
*Tame Stone (Major 20 mm) 80x80 Grip*



# Tame Stone

---

---



PIETRE\_NATURALI



AMBIENTE REALIZZATO CON  
Setting realized with

*Westland 60x120 Naturale*



# Westland

---

---



---


---

PIETRE NATURALI





**Palace Bianco**



**Palemon Stone**



**Black Board**



**Gerusalem Stone**



**Rockliff Stone**



**Tame Stone**



**Westland**



# PIETRE NATURALI

gres fine porcellanato - fine porcelain stoneware



naturale



grip



mosaico  
4,7x4,7  
naturale



grip  
mosaico  
2,5x2,5



naturale  
grip



naturale  
grip



lappato



naturale  
grip

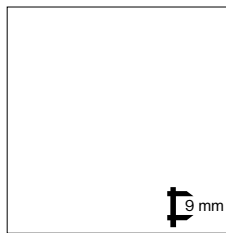


60x120 - 24"x47" / ■ 123

99559 Rockliff Stone nat. rett.  
99560 Palemon Stone nat. rett.  
99561 Palace Bianco nat. rett.  
99562 Black Board nat. rett.  
99563 Gerusalem Stone nat. rett.  
105460 Tame Stone nat. rett.  
107356 Westland nat. rett.

60x120 - 24"x47" / ■ 145

99564 Rockliff Stone lapp. rett.  
100540 Palemon Stone lapp. rett.  
100541 Palace Bianco lapp. rett.  
100542 Black Board lapp. rett.  
100543 Gerusalem Stone lapp. rett.  
105464 Tame Stone lapp. rett.  
105467 Westland lapp. rett.




60x60 - 24"x24" / ■ 105

100545 Rockliff Stone nat. rett.  
100547 Palemon Stone nat. rett.  
100549 Palace Bianco nat. rett.  
100550 Black Board nat. rett.  
100551 Gerusalem Stone nat. rett.  
107016 Tame Stone nat. rett.  
107018 Westland nat. rett.

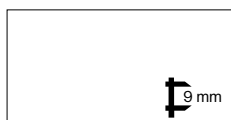
60x60 - 24"x24" / ■ 129

100552 Rockliff Stone lapp. rett.  
100553 Palemon Stone lapp. rett.  
100554 Palace Bianco lapp. rett.  
100555 Black Board lapp. rett.  
100556 Gerusalem Stone lapp. rett.  
107019 Tame Stone lapp. rett.  
107022 Westland lapp. rett.




30x60 - 12"x24" / ■ 89

100557 Rockliff Stone nat. rett.  
100558 Palemon Stone nat. rett.  
100559 Palace Bianco nat. rett.  
100560 Black Board nat. rett.  
100561 Gerusalem Stone nat. rett.  
107023 Tame Stone nat. rett.  
107025 Westland nat. rett.



30x60 - 12"x24" / ■ 89

100562 Rockliff Stone grip rett.  
100563 Palemon Stone grip rett.  
100564 Palace Bianco grip rett.  
100565 Black Board grip rett.  
100566 Gerusalem Stone grip rett.  
107026 Tame Stone grip rett.  
107028 Westland grip rett.



15x60 - 6"x24"\* / ■ 144

100567 Rockliff Stone nat. rett.  
100568 Palemon Stone nat. rett.  
100569 Palace Bianco nat. rett.  
100570 Black Board nat. rett.  
100571 Gerusalem Stone nat. rett.  
107545 Tame Stone nat. rett.  
107546 Westland nat. rett.

\* Quantitativo minimo ordine 1 pallet  
Minimum order quantity 1 pallet

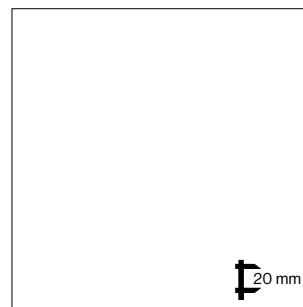


50x100 - 20"x40" / ■ 141

100572 Rockliff Stone grip  
100573 Palemon Stone grip  
100575 Black Board grip  
100576 Gerusalem Stone grip  
106463 Tame Stone grip  
106465 Westland grip

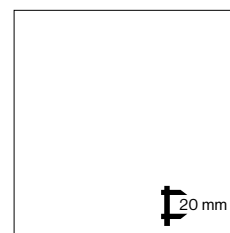
50x100 - 20"x40" / ■ 154

100577 Rockliff Stone grip rett.  
100578 Palemon Stone grip rett.  
100580 Black Board grip rett.  
100581 Gerusalem Stone grip rett.  
106464 Tame Stone grip rett.  
106466 Westland grip rett.



80x80 - 31,5"x31,5" / ■ 168

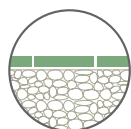
107630 Palemon Stone grip rett.  
107632 Gerusalem Stone grip rett.  
107633 Tame Stone grip rett.



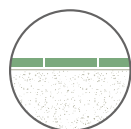
60x60 - 24"x24" / ■ 151

107613 Palemon Stone grip rett.  
107614 Gerusalem Stone grip rett.  
107615 Tame Stone grip rett.

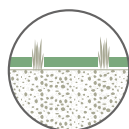
## SOLUZIONI DI POSA Installation solutions



POSA A SECCO SU GHIAIA  
Dry installation on gravel




POSA A SECCO SU SABBIA  
Dry installation on sand



POSA A SECCO SU ERBA  
Dry installation on grass



POSA  
TRADIZIONALE SU MASSETTO  
Traditional installation on screeds



POSA SOPRA ELEVATA  
SU SUPPORTI  
Raised installation on supports



30x60 - 12"x24" nat.  
100701 Muretto Mix Warm / ■ 254




30x60 - 12"x24" nat.  
100702 Muretto Mix Cool / ■ 254




30x30 - 12"x12"\* nat. rett.  
Formella Decoro / ■ 152  
100673 Rockliff Stone  
100677 Palemon Stone  
100678 Palace Bianco  
100679 Black Board  
100680 Gerusalem Stone

\* Versione decoro con più soggetti, confezionati random.  
Decors version with multiple subjects, packaged randomly.

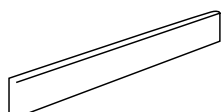


Mosaico su rete 30x30 - 12"x12"  
4,7x4,7 / ■ 199  
100657 Rockliff Stone  
100658 Palemon Stone  
100659 Palace Bianco  
100660 Black Board  
100661 Gerusalem Stone  
107548 Tame Stone  
107549 Westland

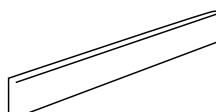


Mosaico su foglio 30x30 - 12"x12"  
2,5x2,5 / ■ 222  
100663 Rockliff Stone  
100664 Palemon Stone  
100665 Palace Bianco  
100666 Black Board  
100667 Gerusalem Stone  
107550 Tame Stone  
107551 Westland

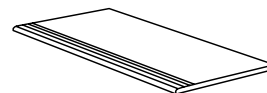
PEZZI SPECIALI Special pieces



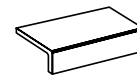
5,4x60 - 2,1"x24"  
Battiscopa naturale / ● 17



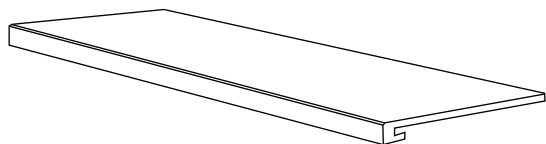
5,4x60 - 2,1"x24"  
Battiscopa lapp / ● 21



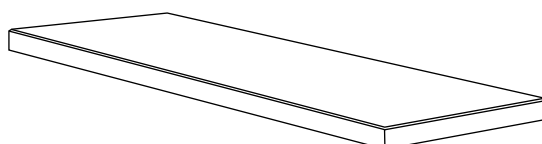
30x60 - 12"x24"  
Gradino naturale / ● 63



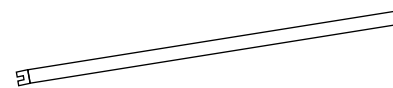
15x30 - 6"x12"  
Elemento elle Grip/ ● 31



33x120 - 13"x47" Gradone costa retta naturale / ● 240

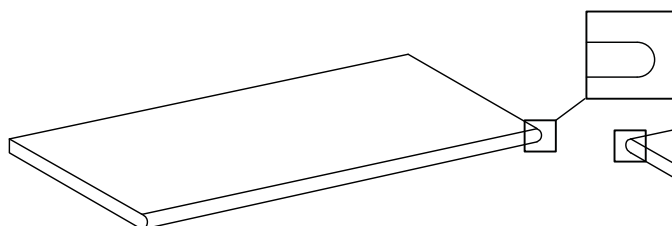


33x120 - 13"x47" Gradone Angolare costa retta dx/sx naturale / ● 249



1,5x100 - 0,6"x40"  
33399 Listello alluminio / ● 38

PEZZI SPECIALI Special pieces

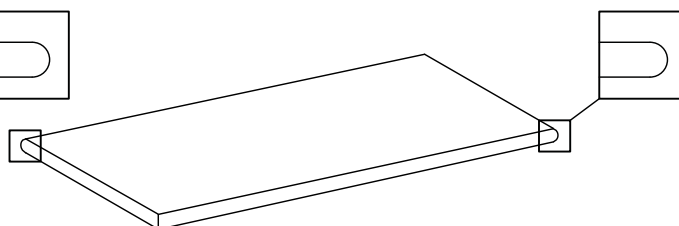


50x100 - 20"x40"  
Gradone con toro  
grip nat. / ● 212

50x100 - 20"x40"  
Gradone con toro  
grip rett. / ● 222

40x80 - 16"x31,5"  
grip rett. / ● 208

30x60 - 12"x24"  
grip rett. / ● 212



50x100 - 20"x40"  
Gradone angolare con toro dx/sx  
grip nat. / ● 245

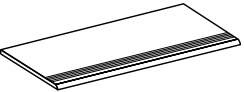
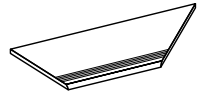


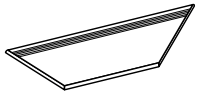
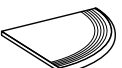


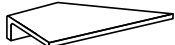

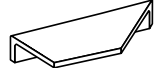
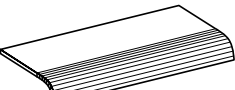
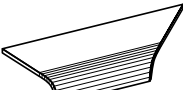

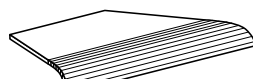

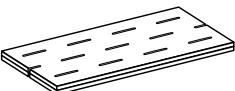
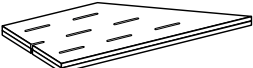
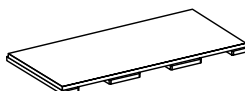
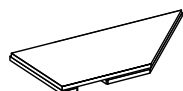
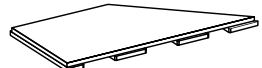
50x100 - 20"x40"  
Gradone angolare con toro dx/sx  
grip rett. / ● 247

40x80 - 16"x31,5"  
grip rett. / ● 238

30x60 - 12"x24"  
grip rett. / ● 245

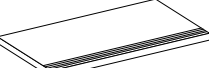



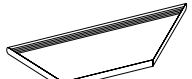

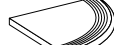





**9 mm**

- |  |   |   |   |   |
|--|---|---|---|---|
|    |    |    |    |    |
| ** 30x60 - 12''x24''<br>Bordo Line grip / ● 72                                     | 30x60 - 12''x24''<br>Angolo bordo Line<br>interno dx grip / ● 97                    | 30x60 - 12''x24''<br>Angolo bordo Line<br>interno sx grip / ● 97                    | 30x60 - 12''x24''<br>Angolo bordo Line<br>esterno dx grip / ● 97                      | 30x60 - 12''x24''<br>Angolo bordo Line<br>esterno sx grip / ● 97                      |
|    |   |   |   |   |
| 30x30 - 12''x12''<br>Angolo Curvo Line<br>esterno grip / ● 160                     |   |   |   |   |
|    |    |    |    |    |
| ** 15x30 - 6''x12''<br>Elemento elle grip / ● 31                                   | 15x30 - 6''x12''<br>Angolo elemento elle<br>interno dx grip / ● 141                 | 15x30 - 6''x12''<br>Angolo elemento elle<br>interno sx grip / ● 141                 | 15x30 - 6''x12''<br>Angolo elemento elle<br>esterno dx grip / ● 141                   | 15x30 - 6''x12''<br>Angolo elemento elle<br>esterno sx grip / ● 141                   |
|    |    |    |    |    |
| ** 30x60 - 12''x24''<br>Bordo Curved grip / ● 147                                  | 30x60 - 12''x24''<br>Angolo bordo Curved<br>interno dx grip / ● 173                 | 30x60 - 12''x24''<br>Angolo bordo Curved<br>interno sx grip / ● 173                 | 30x60 - 12''x24''<br>Angolo bordo Curved<br>esterno dx grip / ● 173                   | 30x60 - 12''x24''<br>Angolo bordo Curved<br>esterno sx grip / ● 173                   |
|  |  |  |  |  |
| ** 30x60 - 12''x24''<br>Griglia Hole<br>(10+10 mm)<br>grip / ● 215                 | 30x60 - 12''x24''<br>Angolo griglia Hole<br>Double face (10+10 mm)<br>grip / ● 219  | ** 30x60 - 12''x24''<br>Griglia Slot (10+10 mm)<br>grip / ● 184                     | 30x60 - 12''x24''<br>Angolo griglia Slot<br>(10+10 mm) sx<br>grip / ● 197             | 30x60 - 12''x24''<br>Angolo griglia Slot<br>(10+10 mm) dx<br>grip / ● 197             |


PEZZI SPECIALI POOLS&WELLNESS Pools&wellness special pieces


**20 mm**

- |  |   |   |   |   |
|--|---|---|---|---|
|  |  |  |  |  |
| ** 25x50 - 10''x20''<br>Bordo line rettilineo<br>con toro / ● 173                  | 25x50 - 10''x20''<br>Angolo line interno<br>con toro dx / ● 184                     | 25x50 - 10''x20''<br>Angolo line interno<br>con toro sx / ● 184                     | 25x50 - 10''x20''<br>Angolo line esterno<br>con toro dx / ● 201                       | 25x50 - 10''x20''<br>Angolo line esterno<br>con toro sx / ● 201                       |
|  |  |  |  |  |
| 50x50 - 20''x20''<br>Angolo curvo line interno<br>con toro / ● 247                 | 25x25 - 10''x10''<br>Angolo curvo line esterno<br>con toro / ● 247                  | ** 25x50 - 10''x20''<br>Griglia 25 cm / ● 181                                       | 25x50 - 10''x20''<br>Angolo Griglia dx 25 cm / ● 184                                  | 25x50 - 10''x20''<br>Angolo Griglia sx 25 cm / ● 184                                  |

\*\* Prezzo per ordine minimo di 20 pezzi. Per quantitativi inferiori, rivolgersi agli uffici commerciali per una quotazione specifica.  
Price for a minimum order of 20 items. For smaller volumes, please contact our commercial office for a specific quote.

## Imballi / Packaging

		60x120	60x60	30x60	15x60	50x100 Rett. MAJOR	50x100 Nat. MAJOR	80x80 MAJOR	60x60 MAJOR
	Pc.	2	3	6	14	1	1	1	2
	m <sup>2</sup>	1,44	1,08	1,08	1,26	0,5	0,5	0,64	0,72
	kg	32,5	22,5	22,4	23,5	22,5	23	29	35

		60x120	60x60	30x60	15x60	50x100 Rett. MAJOR	50x100 Nat. MAJOR	80x80 MAJOR	60x60 MAJOR
	Colli Boxes/Boîtes	35	40	48	50	35	35	40	30
	Krt. EUR								
	m <sup>2</sup>	50,4	43,2	51,84	63	17,5	17,5	25,6	21,6
	m <sup>2</sup> EUR								
	kg	1137,5	900	1075,2	1175	787,5	805	1160	1050
	kg EUR								

## categorie d'impiego

### use classes

**C1** **Piastrelle da pavimento consigliate per calpestio leggero**  
Floor tiles recommended for light pounding

**C2** **Piastrelle da pavimento consigliate per calpestio medio-leggero**  
Floor tiles recommended for medium-light pounding

**C3** **Piastrelle da pavimento consigliate per calpestio medio**  
Floor tiles recommended for medium pounding

**C4** **Piastrelle da pavimento consigliate per calpestio medio-pesante**  
Floor tiles recommended for medium-heavy pounding


lappato

**C5** **Piastrelle da pavimento consigliate per calpestio intenso**  
Floor tiles recommended for heavy uses

naturale grip

## variazioni cromatiche

### colour variations



**V1 Aspetto uniforme** / Even appearance



**V2 Lieve variazione** / Light variation  
È indispensabile all'atto della posa, prelevare le piastrelle da più confezioni. it is necessary to take the tiles from several different boxes.



**V3 Media variazione** / Medium variation



**V4 Intensa variazione** / Strong variation



★★★★★  
**MONOCIBEC**

STANDARDS:  
UNI EN 14411 ANNEX G - B1a / UNI EN ISO  
13006 ANNEX G - B1a

CARATTERISTICHE TECNICHE / GRES FINE PORCELLANATO COLORATO IN MASSA - TECHNICAL SPECIFICATIONS / FULL-BODY COLOURED PORCELAIN STONWARE

	CARATTERISTICHE TECNICHE TECHNISCHE DATEN CARACTERÍSTICAS TÉCNICAS CARACTERÍSTICAS TÉCNICAS ТЕХНИЧЕСКИЕ ХАРАКТЕРИСТИКИ	TIPO DI PROVA STANDARD OF TEST NORME DU TEST TESTFORM TIPO DE PRUEBA ТИП ТЕСТА	VALORI PRESCRITTI DALLE NORME EN 14411 - G INTERNATIONAL STANDARDS EN 14411 - G INTERNATIONALE NORMWERTE EN 14411 - G VALEURS PRÉVUES PAR LES NORMES EN 14411 - G VALORES PREVISTOS POR LAS NORMAS EN 14411 - G ПРЕДВУМОТРЕННЫЕ СТАНДАРТОВЫЕ EN 14411-G		VALORE MEDIO MONOCIBEC MONOCIBEC AVERAGE VALUE MONOCIBEC MITTELWERT VALEURS MOYEN MONOCIBEC VALOR MEDIO MONOCIBEC СРЕДНЕЕ ЗНАЧЕНИЕ MONOCIBEC		
			REQUIREMENTS FOR NOMINAL SIZE N		NAT	LAPP	GRP
				7 cm ≤ N ≤ 15 cm	N ≥ 15 cm		
	<b>LATI</b> SIDES - SEITEN COTES - CANTOS РАЗМЕРЫ СТОРОН	EN ISO 10545-2	± 0,9% mm	± 0,6% MAX (± 2,0 mm)	CONFORME COMPLYING - ERFÜLLT CONFORME - CONFORME COOBTETBYET		
	<b>SPESORE</b> THICKNESS - DICKE ÉPAISSEUR - ESPESOR ТОЛЩИНА	EN ISO 10545-2	± 0,5% mm	± 5,0% MAX (± 0,5 mm)	CONFORME COMPLYING - ERFÜLLT CONFORME - CONFORME COOBTETBYET		
	<b>RETTILINEITÀ DEGLI SPIGOLI</b> STRAIGHTNESS OF SIDES - GERADLINIGKEIT DER KANTEN RECTITUDE DES ARÊTES - RECTITUD DE LOS CANTOS - КОСОУГОЛЬНОСТЬ	EN ISO 10545-2	± 0,75% mm	± 0,5% MAX (± 1,5 mm)	CONFORME COMPLYING - ERFÜLLT CONFORME - CONFORME COOBTETBYET		
	<b>ORTOGONALITÀ</b> RECTANGULARITY - RECHTWINKLIGKEIT PERPENDICULARITÉ - ORTOGONALIDAD КРИВИЗНА СТОРОН	EN ISO 10545-2	± 0,75% mm	± 0,5% MAX (± 2 mm)	CONFORME COMPLYING - ERFÜLLT CONFORME - CONFORME COOBTETBYET		
	<b>PLANARITÀ</b> SURFACE FLATNESS - EBENFLÄCHIGKEIT PLANEITÉ DE SURFACE - PLANEIDAD КРИВИЗНА ЛИЦЕВОЙ ПОВЕРХНОСТИ	EN ISO 10545-2	± 0,75% mm	± 0,5% MAX (± 2,0 mm)	CONFORME COMPLYING - ERFÜLLT CONFORME - CONFORME COOBTETBYET		
	<b>ASSORBIMENTO D'ACQUA</b> WATER ABSORPTION - WASSERAUFNAHME ABSORPTION D'EAU - ABSORCIÓN DE AGUA ВОДОПОГЛОЩЕНИЕ	EN ISO 10545-3	≤ 0,5 %		≤ 0,1 %		
	<b>RESISTENZA ALLA FLESSIONE</b> FLEXION RESISTANCE - BIEGESTÄRKEIT RESISTENCIA A LA FLEXIÓN - RESISTENCIA A LA FLEXIÓN ПРЕДЕЛ ПРОЧНОСТИ ПРИ ИЗГИБЕ	EN ISO 10545-4	S ≥ 1.300 N R ≥ 35 N/mm <sup>2</sup>		CONFORME COMPLYING - ERFÜLLT CONFORME - CONFORME COOBTETBYET		
	<b>RESISTENZA ALL'URTO</b> IMPACT RESISTANCE - STOSSESTÄRKEIT RESISTENCIA AUX CHOCOS - RESISTENCIA A LOS GOLPES УДАРНОСТОЙКОСТЬ	EN ISO 10545-5	VALORE DICHIARATO DECLARED VALUE - ANGEGBENER WERT VALEUR DÉCLARÉE - VALOR DECLARADO - ЗАЯВЛЕННОЕ ЗНАЧЕНИЕ		> 0,80		
	<b>RESISTENZA ALL'ABRAZIONE</b> ABRASION RESISTANCE - ABRIEFESTIGKEIT RÉSISTANCE À L'ABRASION - RESISTENCIA A LA ABRASIÓN ПРОЧНОСТЬ НА ИСТИРАНИЕ	EN ISO 10545-6	≤ 175 mm <sup>3</sup>		CONFORME COMPLYING - ERFÜLLT CONFORME - CONFORME COOBTETBYET		
	<b>COEFFICIENTE DI DILATAZIONE TERMICA LINEARE</b> COEFFICIENT OF LINEAR THERMAL EXPANSION - LINEARER WÄRMEAUSENDUNGSKOEFFIZIENT COEFFICIENT DE DILATATION THERMIQUE LINEAIRE - COEFFICIENTE DE DILATACION TERMICA LINEAL КОЭФФИЦИЕНТ ЛИНЕЙНОГО ТЕРМИЧЕСКОГО РАСТЯЖЕНИЯ	EN ISO 10545-8	VALORE DICHIARATO DECLARED VALUE - ANGEGBENER WERT VALEUR DÉCLARÉE - VALOR DECLARADO - ЗАЯВЛЕННОЕ ЗНАЧЕНИЕ		α = 6,7 x 10 <sup>-6</sup> / °C		
	<b>RESISTENZA AGLI SBALZI TERMICI</b> RESISTANCE TO THERMAL SHOCKS - BESTÄNDIGKEIT GEGEN TEMPERATURSCHWANKUNGEN RESISTENCIA AUX CHOCOS TÈRMICOS - RESISTENCIA A LOS CHOCOS TÈRMICOS СТОЙКОСТЬ К ПЕРЕПАДАМ ТЕМПЕРАТУРЫ	EN ISO 10545-9	TEST SUPERATO SECONDO EN ISO 10545-1 TEST PASSED ACCORDING TO - TEST BESTANDEN NACH TEXTE DÉPASSÉ SELON - PRUEBA SUPERADA SEGUN ИСПЫТАНИЕ ПРОЙДЕНО В СООТВЕТСТВИИ С		NESSUN DANNO NO DAMAGE - KEIN SCHADEN AUCUN DOMMAGE - NINGUN DAÑO БЕЗ ПОВРЕЖДЕНИЙ		
	<b>DILATAZIONE ALL'UMIDITÀ (IN MMM)</b> MOISTURE EXPANSION (IN MMM) - FEUCHTIGKEITSBEDINGTE AUSDEHNUNG (IN MMM) DILATACION A LA HUMIDIDAD (EN MMM) - DILATACION CON LA HUMEDAD (EN MMM) ВЛАЖНОСТНОЕ РАСТЯЖЕНИЕ (В MMM)	EN ISO 10545-10	VALORE DICHIARATO DECLARED VALUE - ANGEGBENER WERT VALEUR DÉCLARÉE - VALOR DECLARADO - ЗАЯВЛЕННОЕ ЗНАЧЕНИЕ		MAX 0,1 mm/m		
	<b>RESISTENZA AL GELO</b> FROST RESISTANCE - FROSTBESTÄNDIGKEIT RESISTENCIA AL GEL - RESISTENCIA AL HIELO МОРОЗОСТОЙКОСТЬ	EN ISO 10545-12	TEST SUPERATO SECONDO EN ISO 10545-1 TEST PASSED ACCORDING TO - TEST BESTANDEN NACH TEXTE DÉPASSÉ SELON - PRUEBA SUPERADA SEGUN ИСПЫТАНИЕ ПРОЙДЕНО В СООТВЕТСТВИИ С		NESSUN DANNO NO DAMAGE - KEIN SCHADEN AUCUN DOMMAGE - NINGUN DAÑO БЕЗ ПОВРЕЖДЕНИЙ		
	<b>RESISTENZA AI PRODOTTI CHIMICI USO DOMESTICO E ADDITIVI PER PISCINA</b> RESISTANCE TO HOUSEHOLD AND SWIMMING POOL CHEMICAL PRODUCTS - RBESTÄNDIGKEIT GEGEN HAUSHALTS-UND ZUSATZSTOFFE FÜR SWIMMINGPOOLS - RESISTENCIA AUX PRODUITS CHIMIQUES USAGE DOMESTIQUE ET ADDITIFS POUR PISCINE - RESISTENCIA A LOS PRODUCTOS QUÍMICOS DE USO DOMESTICO Y ADITIVOS PARA PISCINA - СТОЙКОСТЬ К ДЕЙСТВИЮ БЫТОВЫХ ХИМИЧЕСКИХ СРЕДСТВ, ДОБАВКАМ В БАССЕЙНЫ	EN ISO 10545-13	B MIN		CONFORME COMPLYING - ERFÜLLT CONFORME - CONFORME COOBTETBYET		
	<b>RESISTENZA A BASSE CONCENTRAZIONI DI ACIDI E ALCALI</b> RESISTANCE TO LOW CONCENTRATIONS OF ACIDS AND ALKALI - BESTÄNDIGKEIT BEI NIEDRIGEN KONZEN- TRATIONEN VON SÄUREN UND LAUGEN - RESISTENCIA A BASSAS CONCENTRACIONES D'ACIDES ET ALCALIS - RESISTENCIA A BAJAS CONCENTRACIONES DE ÁCIDOS Y ALCALIS - Стойкость к действию низких концентраций кислот и щелочей	EN ISO 10545-13	VALORE DICHIARATO DECLARED VALUE - ANGEGBENER WERT VALEUR DÉCLARÉE - VALOR DECLARADO - ЗАЯВЛЕННОЕ ЗНАЧЕНИЕ		CONFORME COMPLYING - ERFÜLLT CONFORME - CONFORME COOBTETBYET		
	<b>RESISTENZA AD ALTE CONCENTRAZIONI DI ACIDI E ALCALI</b> RESISTANCE TO HIGH CONCENTRATIONS OF ACIDS AND ALKALI - BESTÄNDIGKEIT BEI HOHEN KONZEN- TRATIONEN VON SÄUREN UND LAUGEN - RESISTENCIA A ALTAS CONCENTRACIONES D'ACIDES ET ALCALIS - RESISTENCIA A ALTAS CONCENTRACIONES DE ÁCIDOS Y ALCALIS - Стойкость к действию высоких концентраций кислот и щелочей	EN ISO 10545-13	VALORE DICHIARATO DECLARED VALUE - ANGEGBENER WERT VALEUR DÉCLARÉE - VALOR DECLARADO - ЗАЯВЛЕННОЕ ЗНАЧЕНИЕ		CONFORME COMPLYING - ERFÜLLT CONFORME - CONFORME COOBTETBYET		
	<b>RESISTENZA ALLE MACCHIE</b> RESISTANCE TO STAINS - FLECKENBESTÄNDIGKEIT RESISTENCIA AUX TACHES - RESISTENCIA A LAS MANCHAS УСТОЙЧИВОСТЬ К ПЯТНООБРАЗОВАНИЮ	EN ISO 10545-14	VALORE DICHIARATO DECLARED VALUE - ANGEGBENER WERT VALEUR DÉCLARÉE - VALOR DECLARADO - ЗАЯВЛЕННОЕ ЗНАЧЕНИЕ		CONFORME COMPLYING - ERFÜLLT CONFORME - CONFORME COOBTETBYET		
	<b>CESSIONE DI PIOMBO E CADMIO</b> LEAD AND CADMIUM DISCHARGE - ABGABE VON BLEI UND CADMIUM PERTE DE PLOMB ET CADMIUM - CESIÓN DE PLOMO Y CADMIO Выделение свинца и кадмия	EN ISO 10545-15	VALORE DICHIARATO DECLARED VALUE - ANGEGBENER WERT VALEUR DÉCLARÉE - VALOR DECLARADO - ЗАЯВЛЕННОЕ ЗНАЧЕНИЕ		< ALIMITE DI RILEVAMENTO < THAN INSTRUMENT LIMIT - < UNMESSBARES WERT < LIMITE DE INSTRUMENT - LIMITE DEL INSTRUMENTO < НА ПРЕДЕЛЕ ОПРЕДЕЛИМОСТИ		
	<b>SCIVOLosità</b> SKID RESISTANCE - RUTSCHWERT GUSSANCE - ADHERENCIA СКОЛЬЗКОСТЬ	DM 236/89 BCRA ANSIA 137.1 DIN 51130 DIN 51097	> 0,40 WET DOOF > 0,42 - -	> 0,40 > 0,42 R10 A+B A+B (MOS 4,7-4,7) A+B+C (MOS 2,5-2,5)	- - - -	> 0,40 > 0,42 R11 A+B+C	

PER I CERTIFICATI SPECIFICI, E VALORI PUNTUALI, CONTATTARE FINCIBEC SPA - FOR SPECIFIC CERTIFICATES AND DATA, CONTACT FINCIBEC S.P.A. - FÜR SPEZIELLE ZERTIFIKATE UND PUNKTWERTE, FINCIBEC S.P.A. KONTAKTIEREN - POUR LES CERTIFICATS SPÉCIFIQUES ET LES VALEURS PONCTUELLES, CONTACTER FINCIBEC S.P.A. - PARA LOS CERTIFICADOS ESPECÍFICOS Y LOS VALORES CONCRETOS, CONTACTE CON FINCIBEC S.P.A. - ВО ВОПРОСАХ СПЕЦИАЛЬНЫХ СЕРТИФИКАТОВ И ПОКАЗАТЕЛЕЙ СВЯЖИТЕСЬ С FINCIBEC SPA.

ESCLUSO PEZZI SPECIALI ED ELEMENTI DECORATIVI - WITH THE EXCEPTION OF SPECIAL PIECES AND DECORS

PER ULTERIORI INFORMAZIONI CONSULTARE LE SCHEDE TECNICHE DAL SITO WWW.MONOCIBEC.IT - FOR FURTHER INQUIRIES, REFER TO THE DATA SHEETS ON THE WEB-SITE WWW.MONOCIBEC.IT

Note/Notes

VERIFICARE SEMPRE LA CORRETTEZZA DELLE INFORMAZIONI E DEI DATI RELATIVI A CODICI, IMBALLAGGI E PESI, CONSULTANDO IL LISTINO PREZZI IN VIGORE.  
ALWAYS REFER TO THE PRICE LIST IN FORCE TO ENSURE CORRECT INFORMATION AND DATA ON CODES, PACKAGING, AND WEIGHT.

I PRODOTTI POSSONO ESSERE MODIFICATI DA FINCIBEC SENZA PREAVVISO, RESPINGENDO OGNI RESPONSABILITÀ SU POSSIBILI DANNI DIRETTI O INDIRETTI CAUSATI DA POTENZIALI MODIFICHE.  
FINCIBEC RESERVES THE RIGHT TO MODIFY ITS PRODUCTS WITHOUT PRIOR NOTICE AND CANNOT BE HELD LIABLE FOR DIRECT OR INDIRECT DAMAGE CAUSED BY SUCH MODIFICATIONS.

LE TONALITÀ DEI COLORI RIPORTATE NEL CATALOGO SONO INDICATIVE. THE COLOURS SHADES, REPORTED ON THE CATALOGUE, ARE INDICATIVE

★ ★ ★ ★ ★  
**MONOCIBEC®**  
FINCIBEC GROUP



**FINCIBEC S.p.A.**  
Uffici Comm.li, Stabilimento  
e Amministrazione:

via Valle d'Aosta, 47  
41049 Sassuolo (MO) Italia  
Tel. +39 0536 861.300  
Fax Italia +39 0536 861.400  
Fax Export + 39 0536 806.974 - 861.450  
Fax Uff. Amm. + 39 0536 861.351  
www.monocibec.it - info@monocibec.it  
www.fincibec.it - info@fincibec.it  
GRUPPO FIRE - Fire s.r.l.



Fincibec S.p.A è socio di:

