



Jay
Scotts[®]
EUROPE

LUXURY FIBERGLASS PLANTERS

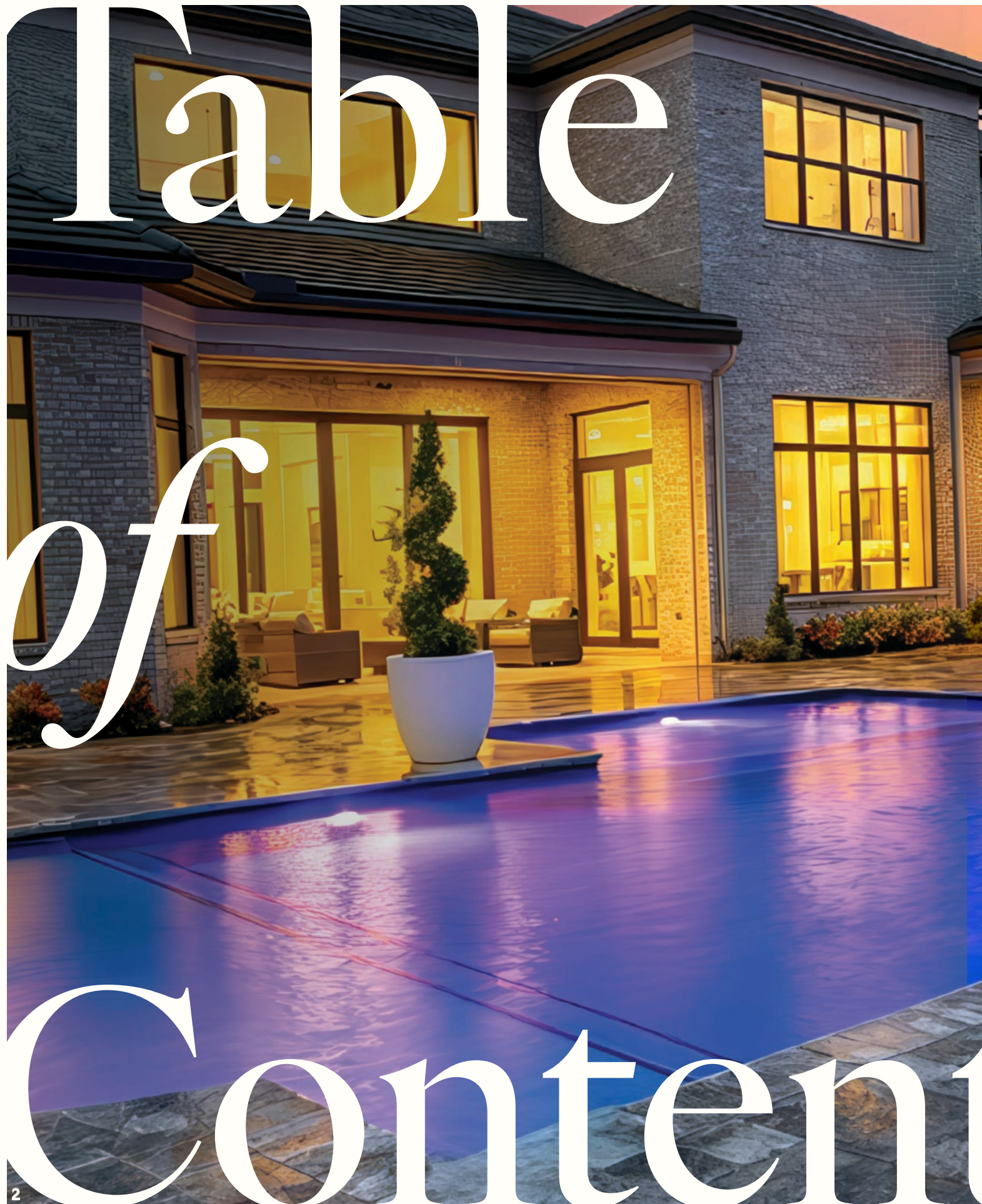
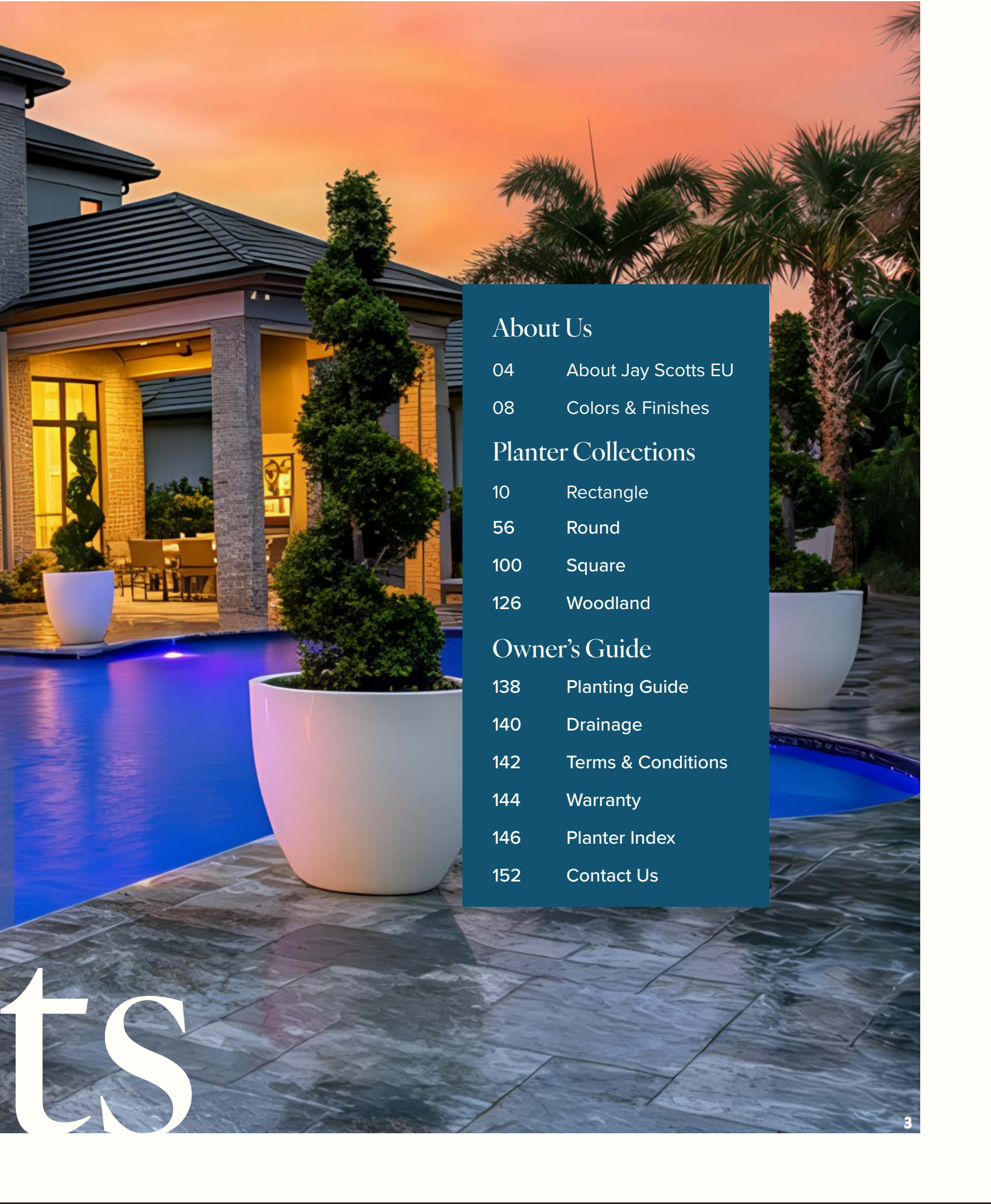
A photograph of a modern two-story house at dusk. The house has a grey brick exterior and large windows that are illuminated from within, casting a warm yellow glow. A swimming pool is in the foreground, reflecting the lights from the house and the sky. A patio area with a large white planter containing a tall, thin tree is visible between the house and the pool. The overall scene is serene and well-lit.

Table *of* Content



About Us

04 About Jay Scotts EU

08 Colors & Finishes

Planter Collections

10 Rectangle

56 Round

100 Square

126 Woodland

Owner's Guide

138 Planting Guide

140 Drainage

142 Terms & Conditions

144 Warranty

146 Planter Index

152 Contact Us

ts



About Us

Form.

Function.


Fiberglass.



The Authorized European Source for Jay Scotts Luxury Fiberglass

Jay Scotts Europe is the exclusive distributor bringing one of the world's most respected fiberglass planter collections to architects, designers, landscapers and project developers across the continent. The brand's story began in 2004, when a group of South Florida design enthusiasts set out to elevate interiors and landscapes with beautifully crafted décor — from permanent botanicals to sculptural planters and refined accessories.

As their boutique design studios grew, so did their understanding of the limitations of the planter market. The team's work with high-end floral installations revealed a clear need: planters that combined architectural elegance, long-lasting durability and a level of finish worthy of luxury environments. This insight became the foundation for what Jay Scotts represents today.



Our Moment of *Transformation*

In 2010, driven by a desire to create something truly exceptional, the founders embarked on a mission to engineer a planter unlike any other: lightweight, resilient, exquisitely crafted — and inspired by the design sensibilities of Milan. The result was the birth of the Jay Scotts planter collection, a line defined by sculptural clarity, impeccable finishing and a deep commitment to craftsmanship.

Today, Jay Scotts focuses exclusively on the creation of premium fiberglass planters. This singular focus allows every detail — from material selection to hand-finished surfaces — to reflect the highest standards of the industry.

Each planter is crafted by skilled artisans using advanced fiberglass composites and finished with automotive-grade coatings known for their durability and luminous depth. The result is a range of forms and finishes that meet the expectations of clients who value refinement, precision and design integrity.



Today, Jay Scotts focuses exclusively on the creation of premium fiberglass planters. This singular focus allows every detail — from material selection to hand-finished surfaces — to reflect the highest standards of the industry.

Each planter is crafted by skilled artisans using advanced fiberglass composites and finished with automotive-grade coatings known for their durability and luminous depth. The result is a range of forms and finishes that meet the expectations of clients who value refinement, precision and design integrity.

Why Designers Choose

Jay Scotts



Specification-Grade Material

Handmade composite fiberglass crafted with extreme weather and stylish functionality in mind.

Colour Confidence

We offer a curated set of UV-stable standards, plus custom colour options when brand identity demands a perfect match.

Design Range

From slender troughs that define edges to bold statement pieces that anchor a space, our collection spans forms and heights designed for both openness and privacy. Whatever the scale or intent, there is a Jay Scotts composite fiberglass planter to support your design vision.

Lifecycle Value

Engineered to be lightweight yet durable, our fiberglass planters comply with strict weight limitations while delivering long-term performance. The industrial-grade finish is resistant to cracking and fading, supporting a lasting appearance and reduced maintenance over the life of the product.



Quality That Defines



The hallmarks of the Jay Scotts brand are skilled craftsmanship and advanced material science. Produced in state-of-the-art facilities, every planter is handcrafted using premium composite materials to deliver cutting-edge styles, shapes, and finishes. These forms are engineered not only for beauty but for longevity, designed to withstand the elements and maintain their aesthetic appeal for years to come.

Finishes You Can *Specify*



Excellence requires scrutiny. Every planter undergoes meticulous inspection during each stage of production to meet strict quality control standards. We understand that the condition of the product upon arrival is paramount; therefore, once a planter passes inspection, it is carefully wrapped and packaged to ensure safe transport. At Jay Scotts Europe, we treat the logistics of your order with the same care as the manufacturing itself.

Trusted by



Google HYATT



WILLIAMS-SONOMA






MBW - Matte Bright White



GBW - Gloss Bright White



SBE - Satin Beige



MCG - Matte Cement Grey



SLV - Metallic Silver



MGM - Matte Gunmetal



MCH - Matte Charcoal



MBK - Matte Black



MDB - Matte Dark Brown




MBZ - Matte Bronze




Durable

All-Weather

UV Resistant



BRZ - Metallic Bronze



GMG - Gloss Metallic Gold



SGR - Satin Green



SSG - Satin Seafoam Green



MCB - Matte Cobalt Blue



GEG - Gloss Eggplant



GTM - Gloss Magenta



MTC - Matte Terra Cotta



GRD - Gloss Red

Colours & Finishes

Each Jay Scotts planter is finished to order with an automotive-grade paint system that reads beautifully in natural light and stands up to sun exposure, all weather types, and repeated use.

Choose from 21 UV-resistant finishes across every form and size or request a custom match to carry your palette through with precision.



GTG - Gloss Tangerine



GSF - Gloss Saffron

Rectangles





Architectural lines, *living edges.*

Our rectangular planters transform simple geometry into a functional design tool. From slim troughs that trace railings to taller forms that create privacy and long, continuous runs that define edges, organize seating, and guide movement through spaces—from pool decks to street scapes. There is a Jay Scotts Rectangle to support projects of any scale.

Shop by size

25.4cm (10") wide 30.5cm (12.1") & 35.6cm (14.02") wide 40.6cm (15.98") wide

61.0cm (24.02") wide 17.8cm (7.01") & 20.3cm (7.99") wide

Shop by shape

Rectangle






Shop by size

25.4cm (10") Slim

Slim Footprint, Strong lines.

At 25.4cm (10") wide, these rectangles slip into tight plans along grass, rails, and banquettes without stealing floor space. Their height and continuous length build verticality, define edges, and close off spaces for privacy and calmer micro-zones. Use them to choreograph movement on rooftops, pool decks, corridors, and walkways while keeping clearances and maintenance simple.

- Milano
- Amesbury



Milano


69419

Available in **3** sizes

Exterior			Interior		SKU
<i>Length</i>	<i>Width</i>	<i>Height</i>	<i>Length</i>	<i>Width</i>	
61.0cm (24")	25.4cm (10")	61.0cm (24")	53.3cm (21")	18.8cm (7.4")	69419.24
91.5cm (36")	25.4cm (10")	61.0cm (24")	83.8cm (33")	18.8cm (7.4")	69419.36
121.9cm (48")	25.4cm (10")	61.0cm (24")	114.3cm (45")	18.8cm (7.4")	69419.48



25.4cm (10") Slim Rectangle



* Corner piece available on page 108.

Amesbury

69729

Available in **3** sizes

Exterior			Interior		SKU
Length	Width	Height	Length	Width	
61.0cm (24")	25.4cm (10")	81.3cm (32")	53.3cm (21")	18.8cm (7.4")	69729.24
91.5cm (36")	25.4cm (10")	81.3cm (32")	83.8cm (33")	18.8cm (7.4")	69729.36
121.9cm (48")	25.4cm (10")	81.3cm (32")	114.3cm (45")	18.8cm (7.4")	69729.48





Shop by size


30.5cm (12") & 35.5cm (13.98")

Slim

Made to fit, built to define.

At 30.5 (12") and 35.5cm (13.98") wide, these rectangles balance footprint and presence. A full range of lengths supports modular layouts, tight retrofits, and clean terminations around glass, rails, and parapets. Choose tall profiles to form quiet screens and control sight lines, or select low forms for grasses, shrubs, and flower beds that soften edges.

- Miami
- Hollywood
- Delray
- Cuba



* Corner piece available on page 104.

Available in 4 sizes


Miami

69400

Exterior			Interior		SKU
Length	Width	Height	Length	Width	
91.4cm (36")	30.5cm (12")	45.7cm (18")	83.8cm (33")	22.9cm (9")	69400.36
121.9cm (48")	30.5cm (12")	45.7cm (18")	114.3cm (45")	22.9cm (9")	69400.48
152.4cm (60")	30.5cm (12")	45.7cm (18")	144.8cm (57")	22.9cm (9")	69400.60
182.9cm (72")	30.5cm (12")	45.7cm (18")	175.3cm (69")	22.9cm (9")	69400.72



30.5cm (12") Slim Rectangle



** Corner piece available on page 108.*

Hollywood


69405

Available in **4** sizes

Exterior			Interior		SKU
Length	Width	Height	Length	Width	
91.4cm (36")	30.5cm (12")	61.0cm (24")	83.8cm (33")	22.9cm (9")	69405.36
121.9cm (48")	30.5cm (12")	61.0cm (24")	114.3cm (45")	22.9cm (9")	69405.48
152.4cm (60")	30.5cm (12")	61.0cm (24")	144.8cm (57")	22.9cm (9")	69405.60
182.9cm (72")	30.5cm (12")	61.0cm (24")	175.3cm (69")	22.9cm (9")	69405.72







*Corner piece available on page 108.

Delray 69410

Available in 4 sizes

Exterior			Interior		SKU
Length	Width	Height	Length	Width	
91.4cm (36")	30.5cm (12")	81.2cm (32")	83.8cm (33")	22.9cm (9")	69410.36
121.9cm (48")	30.5cm (12")	81.2cm (32")	114.3cm (45")	22.9cm (9")	69410.48
152.4cm (60")	30.5cm (12")	81.2cm (32")	144.8cm (57")	22.9cm (9")	69410.60
182.9cm (72")	30.5cm (12")	81.2cm (32")	175.3cm (69")	22.9cm (9")	69410.72



35.5cm (13.98") Slim Rectangle




*Corner piece available on page 104.


Cuba

69025

Available in 4 sizes

Exterior			Interior		SKU
Length	Width	Height	Length	Width	
91.4cm (36")	35.6cm (14")	30.5cm (12")	83.8cm (33")	27.9cm (11")	69025.36
121.9cm (48")	35.6cm (14")	30.5cm (12")	114.3cm (45")	27.9cm (11")	69025.48
152.4cm (60")	35.6cm (14")	30.5cm (12")	144.8cm (57")	27.9cm (11")	69025.60
182.9cm (72")	35.6cm (14")	30.5cm (12")	175.3cm (69")	27.9cm (11")	69025.72





Shop by size

40.6cm (16") Wide

Wider Base, bolder planting.

At 40.6cm (16") wide, these rectangular planters provide the soil volume and lateral stability needed for living screens, trellised plantings, and fixed arrangements that read as architecture. Modular lengths support continuous green walls, controlled sightlines, and strong visual statements along façades, pool decks, and promenades.

Optional internal shelves allow for shallower planting depths—reducing overall weight while maintaining flexibility for seasonal colour and easier placement.

- Tolga
- Potsdam
- Perth



* Corner piece available on page 112.

Tolga

69367

Available in 4 sizes

Exterior			Interior		SKU
Length	Width	Height	Length	Width	
91.4cm (36")	40.6cm (16")	61.0cm (24")	83.8cm (33")	33.0cm (13")	69367.36
121.9cm (48")	40.6cm (16")	61.0cm (24")	114.3cm (45")	33.0cm (13")	69367.48
152.4cm (60")	40.6cm (16")	61.0cm (24")	144.8cm (57")	33.0cm (13")	69367.60
182.9cm (72")	40.6cm (16")	61.0cm (24")	175.3cm (69")	33.0cm (13")	69367.72



40.6cm (16") Wide Rectangle




Potsdam

69345

Available in **4** sizes

** Corner piece available on page 112.*

Exterior			Interior		SKU
Length	Width	Height	Length	Width	
91.4cm (36")	40.6cm (16")	81.3cm (32")	83.8cm (33")	33.0 cm (13")	69345.36
121.9cm (48")	40.6cm (16")	81.3cm (32")	114.3cm (45")	33.0 cm (13")	69345.48
152.4cm (60")	40.6cm (16")	81.3cm (32")	144.8cm (57")	33.0 cm (13")	69345.60
182.9cm (72")	40.6cm (16")	81.3cm (32")	175.3cm (69")	33.0 cm (13")	69345.72







Perth

69050

Available in 4 sizes

*Corner piece available on page 116.

Exterior			Interior		SKU
<i>Length</i>	<i>Width</i>	<i>Height</i>	<i>Length</i>	<i>Width</i>	
91.4cm (36")	40.6cm (16")	106.9cm (42")	83.8cm (33")	33.0cm (13")	69050.36
121.9cm (48")	40.6cm (16")	106.9cm (42")	114.3cm (45")	33.0cm (13")	69050.48
152.4cm (60")	40.6cm (16")	106.9cm (42")	144.8cm (57")	33.0cm (13")	69050.60
182.9cm (72")	40.6cm (16")	106.9cm (42")	175.3cm (69")	33.0cm (13")	69050.72



Shop by size

61.0cm (24.02") Wide

Space-making scale, precise control.

At 61.0cm (24.02") wide, these rectangles move from planter to architecture. Mass and depth create visual walls, set grand thresholds, and deliver privacy without construction. Modular lengths let you frame entries, define spaces, and carve rooms on plazas, terraces, and pool decks. The generous soil volume supports small trees, large shrubs, tall grasses, and flowering layers for year-round structure while fibreglass keeps the weight manageable for rooftop and retrofitting.

- Antwerp
- Torino
- Granada
- Brisbane
- Darwin



* Corner piece available on page 104.

Available in **4** sizes

Antwerp 70100

Exterior			Interior		SKU
Length	Width	Height	Length	Width	
91.4cm (36")	61.0cm (24")	30.5cm (12")	82.8cm (32.5")	52.3cm (20.6")	70100.36
121.9cm (48")	61.0cm (24")	30.5cm (12")	113.3cm (44.5")	52.3cm (20.6")	70100.48
152.4cm (60")	61.0cm (24")	30.5cm (12")	143.5cm (56.5")	52.3cm (20.6")	70100.60
182.9cm (72")	61.0cm (24")	30.5cm (12")	174.0cm (68.5")	52.3cm (20.6")	70100.72



61.0cm (24.02") Wide Rectangle



Torino


70125


Available in 4 sizes

Exterior			Interior		SKU
Length	Width	Height	Length	Width	
91.4cm (36")	61.0cm (24")	45.7cm (18")	82.8cm (32.5")	52.3cm (20.6")	70125.36
121.9cm (48")	61.0cm (24")	45.7cm (18")	113.3cm (44.5")	52.3cm (20.6")	70125.48
152.4cm (60")	61.0cm (24")	45.7cm (18")	143.8cm (56.5")	52.3cm (20.6")	70125.60
182.9cm (72")	61.0cm (24")	45.7cm (18")	174.3cm (68.5")	52.3cm (20.6")	70125.72

*Corner piece available on page 104.







Granada

70150


Available in 4 sizes

* For corner piece refer to Montroy.24 on page 101.

Exterior			Interior		SKU
Length	Width	Height	Length	Width	
91.4cm (36")	61.0cm (24")	61.0cm (24")	82.8cm (32.5")	52.3cm (20.6")	70150.36
121.9cm (48")	61.0cm (24")	61.0cm (24")	113.3cm (44.5")	52.3cm (20.6")	70150.48
152.4cm (60")	61.0cm (24")	61.0cm (24")	143.8cm (56.5")	52.3cm (20.6")	70150.60
182.9cm (72")	61.0cm (24")	61.0cm (24")	174.3cm (68.6")	52.3cm (20.6")	70150.72



61.0cm (24.02") Wide Rectangle



Brisbane


70300

Available in 4 sizes


Exterior			Interior		SKU
Length	Width	Height	Length	Width	
91.4cm (36")	61.0cm (24")	81.3cm (32")	82.8cm (32.5")	52.3cm (20.6")	70300.36
121.9cm (48")	61.0cm (24")	81.3cm (32")	113.3cm (44.5")	52.3cm (20.6")	70300.48
152.4cm (60")	61.0cm (24")	81.3cm (32")	143.8cm (56.5")	52.3cm (20.6")	70300.60
182.9cm (72")	61.0cm (24")	81.3cm (32")	174.3cm (68.5")	52.3cm (20.6")	70300.72



* Corner piece available on page 115.







Darwin

70325

Available in 4 sizes

* Corner piece available on page 115.

Exterior			Interior		SKU
Length	Width	Height	Length	Width	
91.4cm (36")	61.0cm (24")	106.7cm (42")	82.8cm (32.5")	52.3cm (20.6")	70325.36
121.9cm (48")	61.0cm (24")	106.7cm (42")	113.3cm (44.5")	52.3cm (20.6")	70325.48
152.4cm (60")	61.0cm (24")	106.7cm (42")	143.8cm (56.5")	52.3cm (20.6")	70325.60
182.9cm (72")	61.0cm (24")	106.7cm (42")	174.3cm (68.5")	52.3cm (20.6")	70325.72



Shop by size

17.8cm (7.01") & 20.3cm (7.99")

Tabletop

Slim profile, precise placement.

At 17.8cm (7.01") and 20.3cm (7.99") wide and lower statures, these rectangles settle onto banisters, tabletops, counter tops, and into narrow nooks without crowding circulation. Use them for low-profile wayfinding along corridors, quiet centrelines on communal tables, and subtle edges that soften glass, stone, and wood.

- Monaco
- Salon



*Corner piece available on page 98.

Monaco

69209

Available in **3** sizes


Exterior			Interior		SKU
<i>Length</i>	<i>Width</i>	<i>Height</i>	<i>Length</i>	<i>Width</i>	
66.0cm (26")	17.8cm (7")	17.8cm (7")	63.0cm (24.8")	15.0cm (5.9")	69209.26
81.3cm (32")	17.8cm (7")	17.8cm (7")	78.5cm (30.9")	15.0cm (5.9")	69209.32
111.8cm (44")	17.8cm (7")	17.8cm (7")	108.7cm (42.8")	15.0cm (5.9")	69209.44



20.3cm (7.99") Tabletop



***Planter model features a 2" wider rim*



Salon

69210

Available in **3** sizes

Exterior			Interior		SKU
Length	Width	Height	Length	Width	
91.4cm (36")	20.3cm (8")	20.3cm (8")	81.3cm (32")	10.2cm (4")	69210.36
106.7cm (42")	20.3cm (8")	20.3cm (8")	96.5cm (38")	10.2cm (4")	69210.42
121.9cm (48")	20.3cm (8")	20.3cm (8")	111.8cm (44")	10.2cm (4")	69210.48





Shop by shape


Rectangle Outsider

Rectangles engineered for exceptions.

This group extends the geometry with added intelligence—integrating railing notches for clean alignment, softened rim profiles where touch and sight lines matter, and unconventional sizes designed to solve real spatial constraints. Our extra lengths and varied profiles allow for wider façades, grand entries, and uninterrupted privacy runs.

Planters like our Hudson, measuring 254.0cm (100”) long, create a continuous architectural line that reads with scale from a distance, yet installs with the simplicity of a planter.

- Tiergarten
- Seoul
- Badalona
- Hudson



Tiergarten

69761

Exterior			Interior		SKU
<i>Length</i>	<i>Width</i>	<i>Height</i>	<i>Length</i>	<i>Width</i>	
91.4cm (36")	30.5cm (12")	25.4cm (10")	86.4cm (34")	25.4cm (10")	69761.36



Rectangle Outlier



Seoul

69370

Available in **3** sizes

Exterior			Interior		SKU
<i>Length</i>	<i>Width</i>	<i>Height</i>	<i>Length</i>	<i>Width</i>	
81.3cm (32")	30.5cm (12")	45.7cm (18")	71.4cm (28.1")	25.4cm (10")	69370.32
91.4cm (36")	40.6cm (16")	61.0cm (24")	81.3cm (32")	35.6cm (14")	69370.36
121.9cm (48")	50.8cm (20")	91.4cm (36")	101.9cm (40.1")	45.7cm (18")	69370.48







Badalona

69220

Exterior			Interior		SKU
<i>Length</i>	<i>Width</i>	<i>Height</i>	<i>Length</i>	<i>Width</i>	
99.1cm (39")	43.2cm (17")	43.2cm (17")	92.5cm (36.4")	35.6cm (14.4")	69220




Rectangle Outlier




Hudson

69381

Exterior			Interior		SKU
<i>Length</i>	<i>Width</i>	<i>Height</i>	<i>Length</i>	<i>Width</i>	
254.0cm (100")	45.7cm (18")	71.1cm (28")	246.2cm (96.9")	37.8cm (14.9")	69381.100







Panama

69715

Available in **3** sizes

Exterior			Interior		SKU
<i>Length</i>	<i>Width</i>	<i>Height</i>	<i>Length</i>	<i>Width</i>	
91.4cm (36")	30.5cm (12")	45.7cm (18")	84.9cm (32.8")	22.6cm (8.9")	69715.36
121.9cm (48")	30.5cm (12")	45.7cm (18")	115.3cm (44.8")	22.6cm (8.9")	69715.48
152.4cm (60")	30.5cm (12")	45.7cm (18")	145.8cm (56.9")	22.6cm (8.9")	69715.60

Design with *purpose* & *rhythm*

Rectangular planters bring order and calm to both interior and exterior spaces, tracing edges and defining movement. They lend structure without walls, turning geometry into quiet direction.



Function *meets form*

A slim 25.4cm (10") form lines corridors, terraces, and glass walls; guiding flow while keeping footprints light. Wider 30.5cm (12.01") - 35.6cm (14.02") rectangles hold presence without bulk, perfect for framing lounges, entrances, or seasonal hedges that keep their line through changing weather.

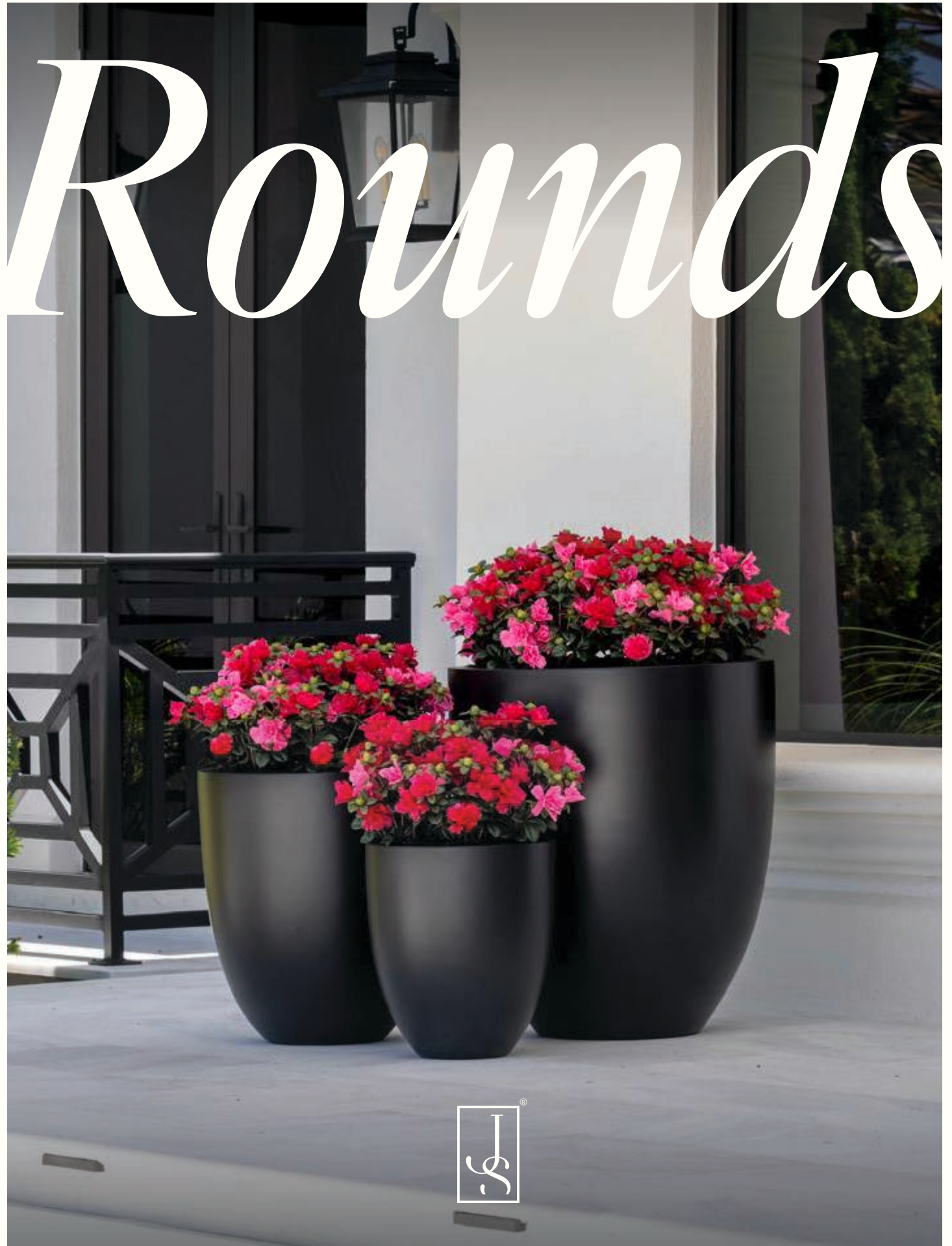


Build calm, *frame* *movement*

At 40.6cm (15.98”) – 61.0cm (24.02”), rectangles become architectural tools; anchors for privacy, partitions, and living walls. Generous soil depth supports shrubs, grasses, or small trees for lasting structure and strong root systems.

Keep a single colour story for cohesion, or mix finishes for contrast. Choose drainage for outdoor applications, or no drainage for interiors. You even have the option of using liners or saucers which offer additional flexibility, supporting lasting form and function across environments.







Architectural curve, *living centers.*

Our Rounds collection turns pure geometry into anchors and pauses for space. From tapered and teardrop forms, to spheres and cylinders for focal punctuation, bullets for mid-century energy, and traditional jar silhouettes for timeless framing - there is a Jay Scotts round for entrances, seating nodes, and calming counterpoints to straight architectural lines.

Shop by shape

[Tapered Round](#)

[Teardrop](#)

[Fluted](#)

[Spheres](#)

[Cylinders](#)

[Bullets](#)

[Traditional](#)





Shop by shape

Tapered Round

Soft curves, strong forms.

Our Tapered Rounds read as bowls with intention. Generous curving tapers feel grounded and calm; slimmer elongating tapers add lift and height. The family also includes short bowls for shallow root plantings. Use them in clusters to build rhythm and scale at entries and plazas, or place a single piece as a focal pause at seating nodes and intersections.

- Valencia
- Wannsee
- Brannan
- Alzira
- Casablanca
- Tegel



Valencia

69125

Available in 3 sizes

Exterior		Interior	SKU
<i>Diameter</i>	<i>Height</i>	<i>Diameter</i>	
38.1cm (15")	45.7cm (18")	32.5cm (12.8")	69125.15
50.8cm (20")	58.4cm (23")	41.9cm (16.5")	69125.20
68.6cm (27")	78.7cm (31")	58.7cm (23.1")	69125.27

Tapered Round



69230

Available in 7 sizes

Exterior		Interior	SKU
<i>Diameter</i>	<i>Height</i>	<i>Diameter</i>	
38.1cm (15")	33.0cm (13")	34.3cm (13.5")	69230.15
55.9cm (22")	48.3cm (19")	50.3cm (19.8")	69230.22
68.6cm (27")	61.0cm (24")	61.0cm (24")	69230.27
83.8cm (33")	73.7cm (29")	73.7cm (29")	69230.33



69230

Exterior		Interior	SKU
<i>Diameter</i>	<i>Height</i>	<i>Diameter</i>	
99.1cm (39")	86.4cm (34")	89.2cm (35.1")	69230.39
111.8cm (44")	99.1cm (39")	101.9cm (40.1")	69230.44
127.0cm (50")	111.8cm (44")	115.1cm (45.3")	69230.50





Brannan

69600

Available in 3 sizes

Exterior		Interior	SKU
<i>Diameter</i>	<i>Height</i>	<i>Diameter</i>	
45.7cm (18")	73.7cm (29")	37.6cm (14.8")	69600.18
61.0cm (24")	88.9cm (35")	52.8cm (20.8")	69600.24
76.2cm (30")	104.1cm (41")	64.8cm (25.5")	69600.30



Tapered Round



Alzira

69285

Available in **3** sizes

Exterior		Interior	SKU
<i>Diameter</i>	<i>Height</i>	<i>Diameter</i>	
58.4cm (23")	55.9cm (22")	47.0cm (18.5")	69285.23
76.2cm (30")	71.1cm (28")	64.8cm (25.5")	69285.30
91.4cm (36")	86.4cm (34")	79.2cm (31.2")	69285.36







Casablanca

69790

Available in **4** sizes

Exterior		Interior	SKU
<i>Diameter</i>	<i>Height</i>	<i>Diameter</i>	
50.8cm (20")	25.4cm (10")	44.2cm (17.4")	69790.20
60.7cm (24")	30.5cm (12")	53.1cm (20.9")	69790.24
76.2cm (30")	38.1cm (15")	68.3cm (26.9")	69790.30
91.4cm (36")	45.7cm (18")	83.6cm (32.9")	69790.36



Tapered Round



Tegel

69185

Available in 2 sizes

Exterior		Interior	SKU
<i>Diameter</i>	<i>Height</i>	<i>Diameter</i>	
45.7cm (18")	66.0cm (26")	39.6cm (15.6")	69185.18
55.9cm (22")	76.2cm (30")	49.8cm (19.6")	69185.22





Shop by shape

Round Teardrop

Reverse taper, graceful lift.

Round teardrop planters feature a narrow mouth and a swell toward the bottom, presenting a fluid profile that brings quiet drama and a calm counterpoint to rectilinear architecture. Tall silhouettes act like modern pedestals and favor upright forms. Shortened versions are perfect for plants in need of a lower sightline or a tabletop installation. Use a single piece to soften corners and mark entries or group sizes for a measured cadence across lobbies, terraces, and pool decks.

- Hayden
- Short Hayden
- Saigon



Hayden

69015

Available in **3** sizes

Exterior		Interior	SKU
<i>Diameter</i>	<i>Height</i>	<i>Diameter</i>	
33.0cm (13")	50.8cm (20")	25.4cm (10")	69015.12
43.2cm (17")	58.4cm (23")	32.5cm (12.8")	69015.15
50.8cm (20")	73.7cm (29")	40.6cm (16")	69015.18



Round Teardrop



Short Hayden

69117

Available in **3** sizes

Exterior		Interior	SKU
<i>Diameter</i>	<i>Height</i>	<i>Diameter</i>	
30.5cm (12")	17.8cm (7")	22.1cm (8.7")	69117.12
40.6cm (16")	20.3cm (8")	31.0cm (12.2")	69117.16
50.8cm (20")	25.4cm (10")	41.4cm (16.3")	69117.20







Saigon

69020

Available in 3 sizes

Exterior		Interior	SKU
<i>Diameter</i>	<i>Height</i>	<i>Diameter</i>	
43.2cm (17")	76.2cm (30")	24.6cm (9.7")	69020.14
53.3cm (21")	91.4cm (36")	29.5cm (11.6")	69020.16
61.0cm (24")	106.7cm (42")	34.5cm (13.6")	69020.19



Shop by shape

Fluted Round

Classic flutes, modern poise.

Defined by continuous vertical fluting, this round taper plays with light and shadow to add quiet richness without visual noise. The textured surface draws the eye upward, creating a taller read and making each piece a strong statement in its own right.

Use a single form to mark an entry, a pair to frame thresholds, or a measured run to establish rhythm along corridors and promenades. Fluted rounds support upright plantings and sculptural textures, while also grounding layered compositions with depth and balance.

- Alicante
- Santa Barbara
- San Jose



Alicante

69468

Available in 3 sizes

Exterior		Interior		SKU
<i>Diameter</i>	<i>Height</i>	<i>Diameter</i>		
38.1cm (15")	53.3cm (21")	32.0cm (13")		69468.15
55.9cm (22")	68.6cm (27")	46.2cm (18.2")		69468.22
66.0cm (26")	81.3cm (32")	55.1cm (21.7")		69468.26



Santa Barbara

69561

Exterior		Interior	SKU
<i>Diameter</i>	<i>Height</i>	<i>Diameter</i>	
58.4cm (23")	51.6cm (20.3")	48.0cm (18.9")	69561.23







San Jose

69587

Available in 2 sizes

Exterior		Interior	SKU
<i>Diameter</i>	<i>Height</i>	<i>Diameter</i>	
40.6cm (16")	76.2cm (30")	32.5cm (12.8")	69587.16
55.9cm (22")	101.cm (40")	46.0cm (18.1")	69587.22



Shop by shape

Sphere

Curves that anchor space.

Spheres ground an environment the way a boulder or pavilion does, with presence, not noise. A single globe can be used to mark an arrival, a pair to frame a view, or a range of sizes can build a composition that reads intentional from every angle. Use a monochrome grouping to create a sculptural field, or a controlled palette of two or three finishes to introduce subtle contrast along terraces and promenades. Staggered sizes can also be used to guide movement and establish rhythm without signage.

- Spiral
- Globe



Front view

Side view

Spiral

69245

Exterior		Interior	SKU
<i>Diameter</i>	<i>Height</i>	<i>Diameter</i>	
66.0cm (26")	66.0cm (26")	40.1cm (15.8")	69245



Globe

69295

Available in **3** sizes

Exterior		Interior	SKU
<i>Diameter</i>	<i>Height</i>	<i>Diameter</i>	
61.0cm (24")	48.3cm (19")	33.0cm (13")	69295.24
76.2cm (30")	61.0cm (24")	38.1cm (15")	69295.30
91.4cm (36")	78.7cm (31")	43.2cm (17")	69295.36





Shop by shape

Cylinder

Columns that ground.

Our cylinder collection offers two clear gestures from the same geometry. The broad-circumference, lower profile sits grounded and confident; ideal for exploding blossoms, specimen shrubs, or a single architectural plan. It reads strong on balconies and terraces without dominating the plan. The taller, narrower cylinder slips into nooks and frame thresholds, giving vertical emphasis where floor space is tight. Both work beautifully as singles, in pairs, or clustered for cadence; their simple profiles create visual breaks inside larger compositions.

- Rio Grande
- Corry



Rio Grande

69205

Available in **3** sizes

Exterior		Interior		SKU
<i>Diameter</i>	<i>Height</i>	<i>Diameter</i>		
45.7cm (18")	50.8cm (20")	39.6cm (15.6")		69205.18
55.9cm (22")	55.9cm (22")	47.8cm (18.8")		69205.22
76.2cm (30")	813.cm (32")	69.1cm (27.2")		69205.30



Corry

69607

Available in 3 sizes

Exterior		Interior	SKU
<i>Diameter</i>	<i>Height</i>	<i>Diameter</i>	
25.4cm (10")	50.8cm (20")	20.3cm (8")	69607.20
25.4cm (10")	76.2cm (30")	20.3cm (8")	69607.30
30.5cm (12")	91.4cm (36")	25.4cm (8")	69607.36





Shop by shape

Bullet

Vertical line, quiet power.

Bullet planters pair a column-shaped upper profile with a gentle taper at the base, creating vertical lift without visual weight. The form draws the eye upward and complements long-stemmed plantings such as reeds, lilies, papyrus, and architectural grasses.

In both commercial and residential settings, bullet planters guide movement, punctuate seating nodes, and add calm structure to terraces and balconies. Use a single piece as a clean accent in lobbies or living rooms, a pair to frame thresholds or bays, or a staggered trio to establish cadence along corridors and pool decks.

- Lisbon
- Saint Tropez



Lisbon

69121

Available in **3** sizes

Exterior		Interior	SKU
<i>Diameter</i>	<i>Height</i>	<i>Diameter</i>	
35.6cm (14")	63.5cm (25")	30.0cm (11.8")	69121.14
45.7cm (18")	81.3cm (32")	40.4cm (15.9")	69121.18
61.0cm (24")	91.4cm (36")	53.3cm (21")	69121.24



Saint Tropez

69626

Available in 5 sizes

Exterior		Interior	SKU
<i>Diameter</i>	<i>Height</i>	<i>Diameter</i>	
30.5cm (12")	81.3cm (32")	24.4cm (9.6")	69626.12
40.6cm (16")	96.5cm (38")	32.5cm (12.8")	69626.16
50.8cm (20")	109.2cm (43")	42.9cm (16.9")	69626.20
61.0cm (24")	127.0cm (50")	53.1cm (20.9")	69626.24
71.1cm (28")	152.4cm (60")	62.0cm (24.4")	69626.28





Shop by shape


Traditional

Classic shapes, modern craft.

Our traditional collection reinterprets the classic jar form in two distinct profiles. The taller Bara Jar features a gentle shoulder and refined neck, creating a graceful silhouette that marks entries, moves through arcades, and reads clearly at the end of a walk. The stockier Shanghai offers a broader body and generous opening, welcoming lush mound plantings, seasonal colour, or herbs.

Use a single jar as a focal pause, a paired set to frame thresholds or stair landings, or a clustered trio to anchor a courtyard or lobby. In contemporary spaces, the rounded silhouette softens straight lines and restores human scale; in historic settings, it feels naturally at home.

- Bara Jar
- Shanghai



Bara Jar

69155

Available in 2 sizes

Exterior		Interior	SKU
<i>Diameter</i>	<i>Height</i>	<i>Diameter</i>	
50.8cm (20")	78.7cm (31")	28.0cm (11")	69155.20
61.0cm (24")	94.0cm (37")	35.6cm (11")	69155.24



Shanghai

69460

Available in 2 sizes

Exterior		Interior	SKU
<i>Diameter</i>	<i>Height</i>	<i>Diameter</i>	
40.6cm (16")	35.6cm (14")	33.5cm (13.2")	69460.16
55.9cm (22")	48.3cm (19")	44.5cm (17.5")	69460.22



Curves that calm & give focus

Round planters turn circulation points into places to pause. They soften long axes, resolve corners, and bring human scale back to glass and stone. Use spheres for pure punctuation that reads from a distance. Set tapered rounds where you want lift without bulk and short bowls where a low horizon keeps views open. If you need to pull the eye upward, teardrop sit beautifully as sentries at entryways or along corridors.





Moments made *in rounds*

Texture that leads the eye. Tall fluted profiles read like modern columns; stockier bowl forms ground a space and invite planting at a comfortable sightline. Use singles to mark arrival, pairs to frame thresholds, or a tight cluster for cadence in a lobby or along a promenade. The vertical ribs of our fluted collection catch light and shadow, guiding the gaze up or down while keeping the silhouette calms.





Graphic corners, *precise rhythm.*


Our squares turn pure geometry into punctuation and pace. Signature cubes act as anchors and pedestals while taller and shorter square profiles step a skyline without stealing floor space. For a lighter read, the tight silhouette of the tapered squares are the perfect addition. Cluster them as a grid, stagger them to guide movement, or set singles to punctuate corners and entries. The form snaps a colour story into focus and pairs naturally with clipped hedges, architectural succulents, and flowering mounds.

Shop by shape

Cubes

Short Square

Tall Square





Shop by shape

Cube

Geometry that makes a statement.

Available in ten sizes; from tabletop accents to commanding 152.4cm (60") forms; cube planters anchor corners, establish grids, and introduce rhythm with clarity. Their precise geometry brings order and definition to both intimate and large-scale spaces.

A single cube can punctuate a corner or seating node, while a paired arrangement frames an axis without creating a wall. Used in varied sizes, cubes form a sculptural field

- Monaco
- Montroy



Monaco Cube

69418

Exterior			Interior		SKU
<i>Length</i>	<i>Width</i>	<i>Height</i>	<i>Length</i>	<i>Width</i>	
17.8cm (7")	17.8cm (7")	17.8cm (7")	15.0cm (5.9")	15.0cm (5.9")	69418



69141

Available in 10 sizes

Exterior			Interior		SKU
Length	Width	Height	Length	Width	
30.5cm (12")	30.5cm (12")	30.5cm (12")	23.4cm (9.2")	23.4cm (9.2")	69141.12
40.6cm (16")	40.6cm (16")	40.6cm (16")	33.8cm (13.2")	33.8cm (13.2")	69141.16
50.8cm (20")	50.8cm (20")	50.8cm (20")	43.7cm (17.2")	43.7cm (17.2")	69141.20
61.0cm (24")	61.0cm (24")	61.0cm (24")	53.9cm (21.2")	53.9cm (21.2")	69141.24
71.1cm (28")	71.1cm (28")	71.1cm (28")	64.0cm (25.2")	64.0cm (25.2")	69141.28



69141

Exterior			Interior		SKU
<i>Length</i>	<i>Width</i>	<i>Height</i>	<i>Length</i>	<i>Width</i>	
81.3cm (32")	81.3cm (32")	81.3cm (32")	74.2cm (29.2")	74.2cm (29.2")	69141.32
91.4cm (36")	91.4cm (36")	91.4cm (36")	84.4cm (33.2")	84.4cm (33.2")	69141.36
101.6cm (40")	101.6cm (40")	101.6cm (40")	94.5cm (37.2")	94.5cm (37.2")	69141.40
121.9cm (48")	121.9cm (48")	121.9cm (48")	114.8cm (45.2")	114.8cm (45.2")	69141.48
152.4cm (60")	152.4cm (60")	152.4cm (60")	143.3cm (56.4")	145.6cm (56.4")	69141.60



Shop by shape

Short Square

Low profile, strong geometric statement.

Short Squares bring crisp corners to a modest height; perfect as the corner counterparts to our rectangle planters. Use them to line walkways, set boundaries, and deliver subtle screening that keeps views open at seated sightlines. For dimensional contrast, stagger lengths and heights, or mix rectangles to step a rhythm around nodes and entries. The shallow profile makes elegant short beds for decorative grasses, mounding shrubs, and seasonal colour.

- Cuba
- Antwerp
- Torino
- Miami

Cuba Corner

69025.C

Exterior			Interior		SKU
<i>Length</i>	<i>Width</i>	<i>Height</i>	<i>Length</i>	<i>Width</i>	
35.6cm (14")	35.6cm (14")	30.5cm (12")	290cm (11.4")	290cm (11.4")	69025.C



Antwerp Corner

70100.C



Exterior			Interior		SKU
<i>Length</i>	<i>Width</i>	<i>Height</i>	<i>Length</i>	<i>Width</i>	
61.0cm (24")	61.0cm (24")	30.5cm (12")	52.3cm (20.6")	52.3cm (20.6")	70100.C

Torino Corner

70125.C

Exterior			Interior		SKU
<i>Length</i>	<i>Width</i>	<i>Height</i>	<i>Length</i>	<i>Width</i>	
61.0cm (24")	61.0cm (24")	45.7cm (18")	52.3cm (20.6")	52.3cm (20.6")	70125.C



Miami Corner


69400.C

Exterior			Interior		SKU
<i>Length</i>	<i>Width</i>	<i>Height</i>	<i>Length</i>	<i>Width</i>	
30.5cm (12")	30.5cm (12")	45.7cm (18")	23.9cm (9")	23.9cm (9")	69400.C



Antwerp Corner
70100.C





Torino Corner
70125.C



Miami Corner
70100.C



Shop by shape

Tall Square

Tall corners, clear boundaries.

Defined by a square rim and base, the Tall Square series offers vertical clarity and confident proportion across a range of heights and sizes. These forms create strong screens, mark axes, and establish architectural standpoints where sight lines sit higher.

Use a single piece to anchor a corner or entry, a pair to frame thresholds, or staggered runs to establish rhythm along promenades and pool decks. Grid layouts bring order to plazas and courtyards. Plant with upright grasses, columnar shrubs, or small trees for privacy and presence; or maintain a lower mix to preserve views while defining crisp edges.

- Hollywood
- Delray
- Amesbury
- Tolga
- Potsdam
- Perth
- Brisbane
- Darwin



Hollywood Corner

69405.C

Exterior			Interior		SKU
<i>Length</i>	<i>Width</i>	<i>Height</i>	<i>Length</i>	<i>Width</i>	
30.5cm (12")	30.5cm (12")	61.0cm (24")	23.9cm (9.4")	23.9cm (9.4")	69405.C



Delray Corner

69410.C


Exterior			Interior		SKU
<i>Length</i>	<i>Width</i>	<i>Height</i>	<i>Length</i>	<i>Width</i>	
30.5cm (12")	30.5cm (12")	81.3cm (32")	23.9cm (9.4")	23.9cm (9.4")	69410.C



Amesbury Corner

69729.C

Exterior			Interior		SKU
<i>Length</i>	<i>Width</i>	<i>Height</i>	<i>Length</i>	<i>Width</i>	
25.4cm (10")	25.4cm (10")	81.3cm (32")	18.8cm (7.4")	178.8cm (7.4")	69729.C



Delray Corner
69410.C



Amesbury Corner
69729.C

Tolga Corner
69367.C





Tolga Corner

69367.C

Exterior			Interior		SKU
<i>Length</i>	<i>Width</i>	<i>Height</i>	<i>Length</i>	<i>Width</i>	
40.6cm (16")	40.6cm (16")	61.0cm (16")	34.0cm (13.4")	34.0cm (13.4")	69367.C



Potsdam Corner

69345.C

Exterior			Interior		SKU
<i>Length</i>	<i>Width</i>	<i>Height</i>	<i>Length</i>	<i>Width</i>	
40.6cm (16")	40.6cm (16")	81.3cm (32")	34.0cm (13.4")	34.0cm (13.4")	69345.C



Perth Corner


69050.C

Exterior			Interior		SKU
<i>Length</i>	<i>Width</i>	<i>Height</i>	<i>Length</i>	<i>Width</i>	
40.6cm (16")	40.6cm (16")	106.7cm (42")	34.0cm (13.4")	34.0cm (13.4")	69050.C





Potsdam Corner
69345.C



*Perth Corner
69050.C*



Brisbane Corner

70300.C

Exterior			Interior		SKU
<i>Length</i>	<i>Width</i>	<i>Height</i>	<i>Length</i>	<i>Width</i>	
61.0cm (24")	61.0cm (24")	81.3cm (32")	52.3cm (20.6")	52.3cm (20.6")	70300.C



Darwin Corner

70325.C

Exterior			Interior		SKU
<i>Length</i>	<i>Width</i>	<i>Height</i>	<i>Length</i>	<i>Width</i>	
61.0cm (24")	61.0cm (24")	106.7cm (42")	52.3cm (20.6")	52.3cm (20.6")	70325.C



Brisbane Corner
70300.C



Darwin Corner
70325.C



Shop by shape

Tapered Square

Crisp taper on a confident square.

Our tapered squares offer tailored proportions with distinct attitudes. The Lima maintains near-cubic dimensions with a gentle taper from a smaller base to a wider rim, creating a sculptural, grounded presence that sits comfortably in clusters. The Toulan extends the profile vertically while retaining the same squared rim and base, adding height and emphasis where footprint is limited.

Use the Lima as a corner anchor, a pedestal for planted compositions, or within a grouped grid to establish measured rhythm. Deploy the Toulan to frame thresholds, mark axes, or guide movement with clear sight lines. Stagger heights and sizes to build cadence and visual energy, or place a single piece as a quiet yet commanding statement piece.

- Lima
- Toulan



Lima

69305

Available in **5** sizes

Exterior			Interior		SKU
<i>Length</i>	<i>Width</i>	<i>Height</i>	<i>Length</i>	<i>Width</i>	
30.5cm (12")	30.5cm (12")	30.5cm (12")	26.0cm (10.2")	26.0cm (10.2")	69305.11
40.6cm (16")	40.6cm (16")	40.6cm (16")	34.5cm (13.6")	34.5cm (10.2")	69305.15
50.8cm (20")	50.8cm (20")	50.8cm (20")	43.2cm (17")	43.2cm (17")	69305.19
61.0cm (24")	61.0cm (24")	61.0cm (24")	52.3cm (20.6")	52.3cm (20.6")	69305.24
76.2cm (30")	76.2cm (30")	76.2cm (30")	66.3cm (26.1")	66.3cm (26.1")	69305.30



Tapered Square



69505

Available in 6 sizes

Exterior			Interior		SKU
<i>Length</i>	<i>Width</i>	<i>Height</i>	<i>Length</i>	<i>Width</i>	
30.5cm (12")	30.5cm (12")	55.9cm (22")	25.4cm (10.2")	25.4cm (10.2")	69505.11
40.6cm (16")	40.6cm (16")	76.2cm (30")	35.3cm (13.6")	35.3cm (13.6")	69505.15
50.8cm (20")	50.8cm (42")	106.7cm (42")	43.2cm (17")	43.2cm (17")	69505.18



69505

Exterior			Interior		SKU
<i>Length</i>	<i>Width</i>	<i>Height</i>	<i>Length</i>	<i>Width</i>	
58.4cm (23")	58.4cm (23")	121.9cm (48")	49.5cm (19.5")	49.5cm (19.5")	69505.23
71.1cm (28")	71.1cm (28")	152.4cm (60")	60.5cm (23.8")	60.5cm (19.5")	69505.28
45.7cm (18")	45.7cm (18")	91.4cm (36")	38.9cm (15.3")	38.9cm (19.5")	69505.36

Graphic Form, *calm presence*

Squares turn a plan into punctuation and pace. The Montroy Cube sets the language from tabletop to large geometric statements to anchor corners, lay out grids, and convert pass-throughs into places to pause. Use singles as quiet markers, pairs to frame entries, or a sculptural field of mixed sizes to guide movement. Keep colour stories edited for calm unity or use a tight duo for a measured contrast. Plant with intent: small cubes love succulents, orchids, and ferns; mid sizes suit snake plants, ZZ's, bamboo palms, or boxwood; while the larger cubes carry dwarf olives, Japanese maple, or evergreen for architectural presence.






as a tool

Tall squares bring vertical clarity and privacy, breaking long walls into rhythm and framing thresholds without construction. Short squares set low, continuous edges that line walks, define seating nodes, and act as elegant pedestals for sculptural planting. Choose columnar shrubs, horsetail reed, or upright grasses for the tall profiles; reserve mounding shrubs, compact hydrangea, blue fescue, or seasonal colour for short profiles to keep views open while the geometry leads.

Woodland





Natural warmth, *lasting performance.*

Our Woodland Collection brings the character of timber to spaces that need durability and control. A realistic plank and grain texture in a rich walnut tone delivers the look of wood with the performance of fiberglass. Use rectangles to build long, warm edges and privacy runs, cubes as grounded pedestals for seating nodes and entries, and round tapers to soften corners and sightlines. The finish sits comfortably with blackened steel, concrete, stone, and warm lighting making rustic, mountain, coastal, and urban projects read cohesive, calm, and natural.

Unlike wood, our Woodland planters will not warp, swell, or splinter. The fiberglass body is light in weight for rooftops and retrofits, weather and UV ready for outdoor use, and easy to maintain. The walnut finish is stocked and ready-painted to ship.



Shop by shape

Tapered Round

Cube

Short Rectangle

Tall Rectangle








Aspen

74125

Exterior		Interior	SKU
<i>Diameter</i>	<i>Height</i>	<i>Diameter</i>	
50.8cm (20")	58.4cm (23")	46.1cm (18.125")	74125



Woodland Short Rectangle



Siena


74367

Available in 4 sizes

Exterior			Interior		SKU
Length	Width	Height	Length	Width	
91.4cm (36")	43.2cm (17")	61.0cm (24")	86.7cm (34.125")	38.5cm (15.125")	74367.36
121.9cm (48")	43.2cm (17")	61.0cm (24")	117.2cm (46.125")	38.5cm (15.125")	74367.48
152.4cm (60")	43.2cm (17")	61.0cm (24")	147.7cm (58.125")	38.5cm (15.125")	74367.60
182.9cm (72")	43.2cm (17")	61.0cm (24")	178.1cm (70.125")	38.5cm (15.125")	74367.72







Sedona

74345

Available in 4 sizes

Exterior			Interior		SKU
<i>Length</i>	<i>Width</i>	<i>Height</i>	<i>Length</i>	<i>Width</i>	
91.4cm (36")	43.2cm (17")	81.3cm (32")	86.7cm (34.125")	38.5cm (15.125")	74345.36
121.9cm (48")	43.2cm (17")	81.3cm (32")	117.2cm (46.125")	38.5cm (15.125")	74345.48
152.4cm (60")	43.2cm (17")	81.3cm (32")	147.7cm (58.125")	38.5cm (15.125")	74345.60
182.9cm (72")	43.2cm (17")	81.3cm (32")	178.1cm (70.125")	38.5cm (15.125")	74345.72




Asheville Cube

74141

Available in 4 sizes

Exterior			Interior		SKU
<i>Length</i>	<i>Width</i>	<i>Height</i>	<i>Length</i>	<i>Width</i>	
43.2cm (17")	43.2cm (17")	43.2cm (17")	38.5cm (15.125")	38.5cm (15.125")	74141.17
50.8cm (20")	50.8cm (20")	50.8cm (20")	45.4cm (17.875")	45.4cm (17.875")	74141.20
61.0cm (24")	61.0cm (24")	61.0cm (24")	54.3cm (21.375")	53.7cm (21.375")	74141.24
71.1cm (28")	71.1cm (28")	71.1cm (28")	63.2cm (24.874")	63.2cm (24.874")	74141.28



Warmth that works,



The Woodland Collection brings the character of walnut planks to projects that need warmth, control, and longevity. The grain reads natural against stone, concrete, and steel while settling easily into rustic, Japandi, Scandinavian, industrial, and transitional palettes. Use the finish to soften hard edges and bring human scale back to glass and masonry.

Rectangles build long edges, guide movement, and create reversible privacy runs. Start and finish a line with a cube for a deliberate full stop, or stack cubes in varies sizes to set a sculptural rhythm on terraces and courtyards.

A single round taper becomes a quiet focal point at an entry or the end of a corridor; a cluster of shapes forms an inviting garden corner where seating feels anchored, a natural punctuation to an outdoor cul de sac, communal area, or anywhere you want to invite pause and introspection.

Pair the warm wood with soft textures and layered greens: Japanese Forest Grass, Mexican Feather Grass, and Blue Fescue Grass for motion; Hosta, Boston fern, and Heuchera for fullness; Boxwood, Dwarf Spruce, and Arborvitae for year-round structure. Introduce architectural notes with Snake Plants, Birds of Paradise, or Alocasias when you want contrast. A refined palette allows the finish to take center stage, creating a calm and intentional space.



Plant to the tone,
& let the finish





Jay Scotts
Planting Guide


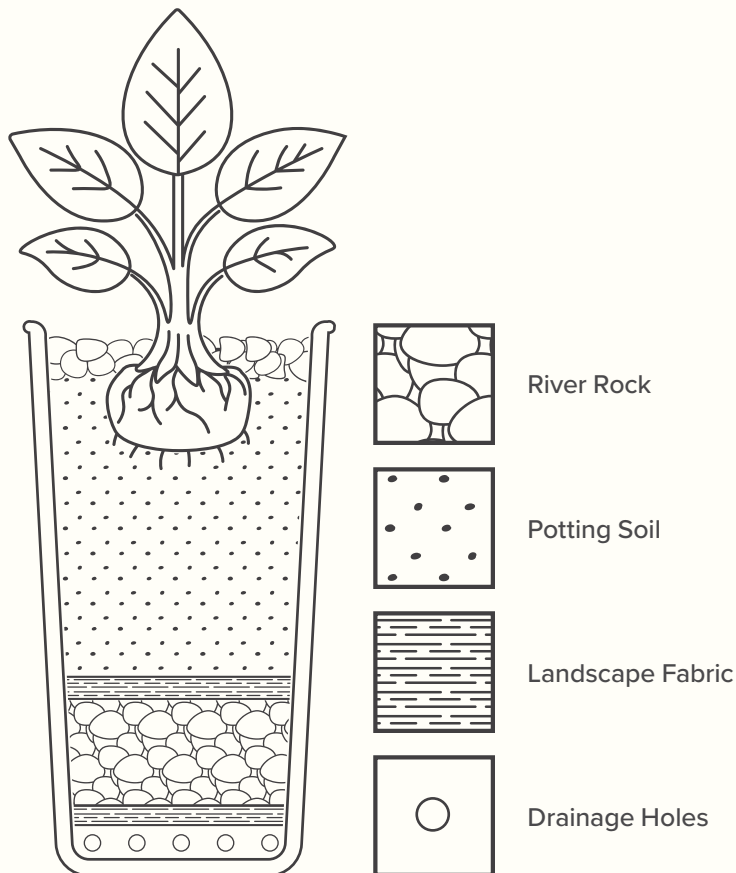
A Jay Scotts planter is the foundation for a stunning display. A successful, long-lasting installation, however, depends on what's inside. Proper planting creates a healthy, stable environment that protects both your botanicals and your investment. These professional methods are designed for performance, beauty, and longevity.

Layering for Performance and Longevity

Direct Planting

Suits outdoor installations and long-term planting. This method creates a permanent, stable environment for plants to mature.

1. Line the base of the planter with permeable landscape fabric.
2. Add a lightweight drainage layer, such as rinsed gravel or lava rock.
3. Separate this from the soil with a second layer of landscape fabric.
4. Fill with a high-quality, well-draining potting mix.
5. Set the plant's root ball 1-3 inches below the planter's rim, water to settle the soil, and finish with a clean top dressing like river rock or moss.



Drop-in Planting

Suits interior applications and seasonal programs where plant rotation is key.

1. Use our optional internal shelf (available for many models).
2. Place the nursery pot or fabric grow bag directly onto the shelf.
3. Stabilize any voids around the pot with a lightweight filler. Lightweight fillers are rubber mulch, plastic bottles, packing peanuts, wood chips, and empty nursery pots.
4. Conceal the pot's rim with moss, gravel, or river rock for a seamless, professional finish.

What not to use:

Heavy garden soil, fine sand, biodegradable packing peanuts, chemically treated materials, or wood chips as a bottom layer.

**The shelves are intended to hold nursery pots, not be directly planted into*



Drainage, *Shelves, and Saucers*

Why is Proper Drainage so Important?

Proper drainage is crucial for the health of your plants and the longevity of your Jay Scotts planters.

We offer to create drainage holes on all planters free of charge to ensure they perform optimally in any environment, recommended for outdoor installations.

- Prevents water accumulation that can cause planter damage and affect plant health.
- Ensures water does not freeze and expand in colder climates, which can cause excessive expansion of the planter
- Helps maintain the structural integrity of large planters, preventing warping or distortion.

Our Drainage Standards:

- We create 2.5-5.0cm (0.9-1.97") drainage holes every 30.5cm (12.01") of planter space.
- Larger planters require more holes; for instance, a 152.4cm (60") planter needs at least 4-5 holes.
- These standards help manage water from rain, over-watering, and



Internal Shelves

Select Jay Scotts planters offer an integrated internal ledge designed to improve both performance and flexibility. Positioned approximately 25.4cm (10") - 30.5cm (12.01") below the rim, the built-in ledge supports removable inserts that allow planters to be filled vertically without the need for excess soil.

The result is a lighter overall weight for easier handling and mobility, reduced material use, and the appearance and function of a full-depth planter. Internal shelves also provide added flexibility for projects that require seasonal planting changes or design updates. Nursery pots can rest directly on the shelf, surrounded by lightweight filler and finished with decorative materials such as moss, bark, or gravel for a clean, polished presentation.

Each shelf weighs approximately 1.5–2.5 kg and supports 35–45 kg, making it suitable for most interior and exterior applications. Please note that internal shelves are available on select models only and at an additional cost. For compatibility, installation guidance, and ordering options, please contact our customer service team.



Saucers

Designed with the same attention to proportion and finish as our planters, Jay Scotts saucers combine practical function with visual continuity. Available for select planter models, each saucer can be painted to match or complement the chosen colour scheme—maintaining a cohesive, intentional look across the space.

Saucers support proper drainage while preserving surrounding surfaces. By collecting excess water, they prevent runoff on pavers, decks, and indoor flooring. This containment not only protects materials but also promotes plant health, allowing soil to reabsorb moisture gradually and extending the time between waterings.

Whether used indoors or outdoors, saucers provide a discreet layer of performance beneath every planter—quietly maintaining both the integrity of your design and the wellbeing of your plants. For availability and sizing guidance, contact our customer service team.



Caring For Your Planter

Our planters are finished with an automotive-grade, UV-resistant paint system designed to perform in demanding outdoor environments. To preserve the integrity of the finish, avoid prolonged storage in wet or steamy conditions prior to installation. Normal use, including exposure to water with proper drainage, will not affect performance.

Cleaning and Polishing

Jay Scotts Fiberglass Planters require minimal maintenance. Both glossy and matte finishes can be cleaned with standard household cleaning products, such as dishwashing soap. Avoid solutions with bleach, power washing, steel wool, or abrasives that may scratch your planter.

For glossy finishes, an annual polish with automotive or marine wax enhances the look and provides extra protection, especially in extreme weather. We do not recommend wax for matte finishes unless it's specifically formulated.

Maintenance

Minor scuffs and scratches on glossy finishes can often be buffed out. We offer touch-up paint kits for nicks and scratches.

Ordering With Us – Jay Scotts Europe

At Jay Scotts Europe, customer satisfaction and professional service are at the core of our wholesale operations. Our team is committed to understanding your project needs and ensuring reliable lead times, consistent product quality, and efficient delivery throughout Europe.



This page outlines all essential information regarding wholesale accounts, payment, order types, backorders, cancellations, shipping, freight handling, damage reporting, returns, and warranty.

Wholesale Accounts

Jay Scotts Europe serves wholesale and trade partners only. Some documentation may be requested depending on your country of operation and company type.

Payment Terms

- Jay Scotts Europe does not offer credit terms.
- All orders must be paid in full in advance before processing begins.
- Accepted payment methods include:
 - Bank transfer
 - Advance payment
 - Credit card
 - PayPal
- For container quantities (minimum 20 ft) or project-based orders, please request custom payment terms here: marta.pusztai@jayscotts-europe.com
- Upon receipt of payment, inventory is reserved (for EU stock) or production steps are initiated (for backorders or made-to-order items).
- Custom colors and tooling

- We offer 21 standard finishes.
- Custom colors require a minimum order of 20 units per model per color.
- Custom molds require a tooling fee.
- Custom color / custom mold fees are non-refundable.

Order Types

Jay Scotts Europe supports three ordering pathways

EU Stock Orders

Products listed under “From EU Stock” are stored in our Hungarian warehouse.

Processing:

- Payment reserves stock immediately.
- A Sales Order Confirmation is issued (model, color, quantity, addresses, drainage hole requests).

Shipping:

- DHL standard: 7–10 business days within Europe
- DHL express: 3–5 business days (surcharge applies)
- For oversized or pallet shipments, customer service provides custom freight solutions.

Drainage holes:

Requests must be included before order confirmation.

- Are subject to a minimum quantity.
- Are subject to a product development design/mold fee.
- Custom designs are the property of Jay Scotts unless otherwise agreed to in writing.

Backorder Items (Not in Stock)

- If an item is temporarily unavailable from EU stock, it may be ordered as a backorder.
- Backorder items include an ETA on the Sales Order Confirmation (estimated arrival into EU warehouse).
- After arrival, orders typically ship within 7–21 days, depending on QC.
- Backorders may ship automatically once available unless the customer requests alternative arrangements.

Made-to-Order Production (Factory Orders)

Suitable for projects requiring:

- Quantities beyond EU available stock,
- Special colors (MOQ 20 units/model/color),
- Items currently in production, or custom molds.

Lead times depend on factory load, freight schedules, container availability, and customs processing.

Order Confirmation Process

An order becomes official and binding upon payment.

Following payment:

Your items are allocated (EU stock) or entered into the production / finishing queue.

A detailed Sales Order Confirmation is issued.

Customers must carefully review:

- Product codes and sizes
- Colors
- Quantities
- Billing & shipping addresses
- Any drainage hole instructions.
- Any corrections must be submitted immediately in writing.

Order Modifications & Cancellations

Modifications

- Changes to an order — including quantity, color, or model — must be requested within 24 hours of payment.
- After this window, modifications cannot be guaranteed, as preparation or production may have begun.

Cancellations

After 24 hours from payment, all orders are final, including:

- EU stock orders
- Backorders
- Made-to-order production
- As this is a B2B environment, no statutory right of withdrawal applies.

Shipping & Freight Handling

Ground / Parcel Shipping (DHL)

For most EU stock orders, DHL is used. Tracking information is sent once the shipment is collected.

Tracking updates may take up to 24 hours to appear.

Freight Shipping (Oversized orders)

Freight shipments:

- Are loaded on pallets
- Require a loading dock or forklift at delivery
- Require a liftgate for residential or non-dock deliveries
- May incur additional surcharges
- Carriers are not movers; delivery is curbside only.

Transit Times

Transit times are estimates and may be affected by:

- Weather
- Customs delays
- Seasonal volume
- Carrier congestion

Ordering With Us – Jay Scotts Europe

Damage, Loss & Reporting Requirements

Risk transfers to the customer once goods are handed over to the carrier.

Upon delivery, customers must:

- Inspect shipments immediately
- Exterior of boxes / pallets
- Planter surfaces
- Packaging condition
- If damaged, customers may:
- Refuse shipment, or
- Note damage on the delivery document (BOL).
- Concealed damage
- If the driver cannot wait, note: “Inspection not possible at time of delivery.”

Reporting damage

Must be submitted immediately in writing, including:

- Photos of products
- Packaging
- Cartons / pallets
- Description of issue
- If damage is not documented at delivery, Jay Scotts Europe may be unable to assist.

Return Policy (B2B)

- Returns are not accepted unless required for warranty claims.
- Unauthorized returns are not eligible for credit.
- Planters and any planter with drainage holes are non-refundable.
- Requiring returns may be assessed handling or restocking fees (up to 30%), where agreed in writing.

Warranty

Jay Scotts Europe follows the official Jay Scotts USA warranty program.

Warranty coverage:

- 3-year manufacturer’s warranty (from delivery date)
- Applicable to defects in materials or workmanship

Exclusions

- Improper installation - By placing an order, the customer agrees to read and comply with all product handling and care instructions.
- Misuse or overloading
- Mechanical damage
- Environmental exposure beyond recommended conditions
- Third-party alterations

Warranty claims must include:

- Invoice copy
- Detailed images
- Description of issue
- Installation details if relevant

Customer Service

We support our European partners with:

- Stock availability inquiries
- Backorder timelines
- Freight coordination
- Technical specifications
- Project planning
- Color / Model selection

Contact:

marta.pusztai@jayscotts-europe.com

3-Year Warranty

Jay Scotts Company stands by the quality of our fiberglass planters.

Each planter holds a three (3) year warranty from the time of acceptance of the product.

We warrant the initial purchaser of our products that they are of quality material and workmanship, and are free of manufacturing defects.

Jay Scotts Company, at their sole discretion, will repair, exchange or give credit for the original purchase price of any item providing to be of defective materials or workmanship.

Mishandling, misuse, abuse, failure to follow directions for use, unauthorized modifications, neglect, accidents or any other hazard to the product voids the three year warranty.

Your planters are finished with an automotive paint that offers many advantages including UV resistance and can withstand extreme conditions. While our top coat paint used is very durable, storing planters in wet or steamy cartons or standing water can cause damage to the finish. Normal use allowing water to immediately drain off the finish after installation will not cause any harm.

Each order confirmation comes with handling and planting instructions to ensure the longevity of your planter. It is highly encouraged to follow these instructions for the best use of Jay Scotts planters.

Please note that is the responsibility of the purchaser to ensure that water be able to drain sufficiently from the containers with outdoor use. This is notably important in regions that are subjected to freezing conditions.

Please note that Jay Scotts Company will not be liable for labor, shipping, delivery or any other costs associated with a claim.



Rectangle Planter Collection | *Centimeters*

Page	Planter	SKU	Exterior Dimensions			Interior Opening	
			L	W	H	L	W
13	Milano	69419.24	61.0cm (24")	25.4cm (10")	61.0cm (24")	53.3cm (21")	18.8cm (7.4")
		69416.36	91.5cm (36")	25.4cm (10")	61.0cm (24")	83.8cm (33")	18.8cm (7.4")
		69419.48	121.9cm (48")	25.4cm (10")	61.0cm (24")	114.3cm (45")	18.8cm (7.4")
14	Amesbury	69729.24	61.0cm (24")	25.4cm (10")	81.3cm (32")	53.3cm (21")	18.8cm (7.4")
		69729.36	91.5cm (36")	25.4cm (10")	81.3cm (32")	83.8cm (33")	18.8cm (7.4")
		69729.48	121.9cm (48")	25.4cm (10")	81.3cm (32")	114.3cm (45")	18.8cm (7.4")
17	Miami	69400.36	91.4cm (36")	30.5cm (12")	45.7cm (18")	83.8cm (33")	22.9cm (9")
		69400.48	121.9cm (48")	30.5cm (12")	45.7cm (18")	114.3 cm (45")	22.9cm (9")
		69400.60	152.4cm (60")	30.5cm (12")	45.7cm (18")	144.8cm (57")	22.9cm (9")
		69400.72	182.9cm (72")	30.5cm (12")	45.7cm (18")	175.3cm (69")	22.9cm (9")
18	Hollywood	69405.36	91.4cm (36")	30.5cm (12")	61.0cm (24")	83.8cm (33")	22.9cm (9")
		69405.48	121.9cm (48")	30.5cm (12")	61.0cm (24")	114.3cm (45")	22.9cm (9")
		69405.60	152.4cm (60")	30.5cm (12")	61.0cm (24")	144.8cm (57")	22.9cm (9")
		69405.72	182.9cm (72")	30.5cm (12")	61.0cm (24")	175.3cm (69")	22.9cm (9")
21	Delray	69410.36	91.4cm (36")	30.5cm (12")	81.2cm (32")	83.8cm (33")	22.9cm (9")
		69410.48	121.9cm (48")	30.5cm (12")	81.2cm (32")	114.3cm (45")	22.9cm (9")
		69410.60	152.4cm (60")	30.5cm (12")	81.2cm (32")	144.8cm (57")	22.9cm (9")
		69410.72	182.9cm (72")	30.5cm (12")	81.2cm (32")	175.3cm (69")	22.9cm (9")
22	Cuba	69025.36	91.4cm (36")	35.6cm (14")	30.5cm (12")	83.8cm (33")	27.9cm (11")
		69025.48	121.9cm (48")	35.6cm (14")	30.5cm (12")	114.3cm (45")	27.9cm (11")
		69025.60	152.4cm (60")	35.6cm (14")	30.5cm (12")	144.8cm (57")	27.9cm (11")
		69025.72	182.9cm (72")	35.6cm (14")	30.5cm (12")	175.3cm (69")	27.9cm (11")
25	Tolga	69367.36	91.4cm (36")	40.6cm (16")	61.0cm (24")	83.8cm (33")	33.0cm (13")
		69367.48	121.9cm (48")	40.6cm (16")	61.0cm (24")	114.3cm (45")	33.0cm (13")
		69367.60	152.4cm (60")	40.6cm (16")	61.0cm (24")	144.8cm (57")	33.0cm (13")
		69367.72	182.9cm (72")	40.6cm (16")	61.0cm (24")	175.3cm (69")	33.0cm (13")
26	Potsdam	69345.36	91.4cm (36")	40.6cm (16")	81.3cm (32")	83.8cm (33")	33.0cm (13")
		69345.48	121.9cm (48")	40.6cm (16")	81.3cm (32")	114.3cm (45")	33.0cm (13")
		69345.60	152.4cm (60")	40.6cm (16")	81.3cm (32")	144.8cm (57")	33.0cm (13")
		69345.72	182.9cm (72")	40.6cm (16")	81.3cm (32")	175.3cm (69")	33.0cm (13")
29	Perth	69416.36	91.4cm (36")	40.6cm (16")	106.9cm (42.1")	83.8cm (33")	33.0cm (13")
		69419.48	121.9cm (48")	40.6cm (16")	106.9cm (42.1")	114.3cm (45")	33.0cm (13")
		69419.60	152.4cm (60")	40.6cm (16")	106.9cm (42.1")	144.8cm (57")	33.0cm (13")
		69419.72	182.9cm (72")	40.6cm (16")	106.9cm (42.1")	175.3cm (69")	33.0cm (13")
31	Antwerp	70100.36	91.4 cm (36")	61.0cm (24")	30.5cm (12")	82.8cm (32.6")	52.3cm (20.6")
		70100.48	121.9 cm (48")	61.0cm (24")	30.5cm (12")	113.3cm (44.6")	52.3cm (20.6")

Rectangle Planter Collection | Centimeters

Page	Planter	SKU	Exterior Dimensions			Interior Opening	
			L	W	H	L	W
32	Torino	70125.36	91.4cm (36")	61.0cm (24")	45.7cm (18")	82.8cm (32.6")	52.3cm (20.6")
		70125.48	121.9cm (48")	61.0cm (24")	45.7cm (18")	113.3cm (44.6")	52.3cm (20.6")
		70125.60	152.4cm (60")	61.0cm (24")	45.7cm (18")	143.8cm (56.6")	52.3cm (20.6")
		70125.72	182.9cm (72")	61.0cm (24")	45.7cm (18")	174.3cm (68.6")	52.3cm (20.6")
35	Granada	70150.36	91.4cm (36")	61.0cm (24")	61.0cm (24")	82.8cm (32.6")	52.3cm (20.6")
		70150.48	121.9cm (48")	61.0cm (24")	61.0cm (24")	113.3cm (44.6")	52.3cm (20.6")
		70150.60	152.4cm (60")	61.0cm (24")	61.0cm (24")	143.8cm (56.6")	52.3cm (20.6")
		70150.72	182.9cm (72")	61.0cm (24")	61.0cm (24")	174.3cm (68.6")	52.3cm (20.6")
36	Brisbane	70300.36	91.4cm (36")	61.0cm (24")	81.3cm (32")	82.8cm (32.6")	52.3cm (20.6")
		70300.48	121.9cm (48")	61.0cm (24")	81.3cm (32")	113.3cm (44.6")	52.3cm (20.6")
		70300.60	152.4cm (60")	61.0cm (24")	81.3cm (32")	143.8cm (56.6")	52.3cm (20.6")
		70300.72	182.9cm (72")	61.0cm (24")	81.3cm (32")	174.3cm (68.6")	52.3cm (20.6")
39	Darwin	70325.36	91.4cm (36")	61.0cm (24")	106.7cm (42")	82.8cm (32.6")	52.3cm (20.6")
		70325.48	121.9cm (48")	61.0cm (24")	106.7cm (42")	113.3cm (44.6")	52.3cm (20.6")
		70325.60	152.4cm (60")	61.0cm (24")	106.7cm (42")	143.8cm (56.6")	52.3cm (20.6")
		70325.72	182.9cm (72")	61.0cm (24")	106.7cm (42")	174.3cm (68.6")	52.3cm (20.6")
41	Monaco Rectangle	69209.36	66.0cm (26")	17.8cm (7")	17.8cm (7")	63.0cm (24.8")	15.0cm (5.9")
		69209.42	81.3cm (32")	17.8cm (7")	17.8cm (7")	78.5cm (30.9")	15.0cm (5.9")
		69209.48	111.8cm (44")	17.8cm (7")	17.8cm (7")	108.7cm (42.8")	15.0cm (5.9")
32	Salon	69210.36	91.4cm (36")	20.3cm (8")	20.3cm (8")	81.3cm (32")	10.2cm (4")
		69210.42	106.7cm (42")	20.3cm (8")	20.3cm (8")	96.5cm (38")	10.2cm (4")
		69210.48	121.9cm (48")	20.3cm (8")	20.3cm (8")	111.8cm (44")	10.2cm (4")
45	Tiergarten	69761.36	91.4 cm (36")	30.5 cm (12")	25.4 cm (10")	86.4 cm (34")	25.4 cm (10")
46	Seoul	69370.32	81.3cm (32")	30.5cm (12")	45.7cm (18")	71.4cm (28.1")	25.4cm (10")
		69370.36	91.4cm (36")	40.6cm (16")	61.0cm (24")	81.3cm (32")	35.6cm (14")
		69370.48	121.9cm (48")	50.8cm (20")	91.4cm (36")	101.9cm (40.1")	45.7cm (18")
49	Badalona	69220	99.1cm (39")	43.2cm (17")	43.2cm (17")	92.5cm (36.4")	35.6cm (14")
50	Hudson	69381.100	254.0cm (100")	45.7cm (18")	71.1cm (28")	246.2cm (96.9")	37.8cm (14.9")
53	Panama	69715.36	91.4cm (36")	30.5cm (12")	45.7cm (18")	84.9cm (33.4")	22.6cm (8.9")
		69715.48	121.9cm (48")	30.5cm (12")	45.7cm (18")	115.3cm (45.4")	22.6cm (8.9")
		69715.60	152.4cm (60")	30.5cm (12")	45.7cm (18")	145.8cm (57.4")	22.6cm (8.9")

Round Planter Collection | *Centimeters*

Page	Planter	SKU	Exterior Dimensions		Interior Opening
			D	H	D
59	Valencia	69125.15	38.1cm (15")	45.7cm (18")	32.5cm (12.8")
		69125.20	50.8cm (20")	58.5cm (23")	41.9cm (16.5")
		69125.27	68.6cm (27")	78.7cm (31")	58.7cm (23.1")
60	Wannsee	69230.15	38.1cm (15")	33.0cm (13")	34.3cm (13.5")
		69230.22	55.9cm (22")	48.3cm (19")	50.3cm (19.8")
		69230.27	68.6cm (27")	61.0cm (24")	60.7cm (23.9")
		69230.33	83.8cm (33")	73.7cm (29")	73.7cm (29")
		69230.39	99.1cm (39")	86.4cm (34")	89.2cm (35.1")
		69230.44	111.8cm (44")	99.1cm (39")	101.9cm (40.1")
		69230.50	127.0cm (50")	111.8cm (44")	115.1cm (45.3")
63	Brannan	69600.18	45.7cm (18")	73.7cm (29")	37.6cm (14.8")
		69600.24	60.7cm (23.9")	88.9cm (35")	52.8cm (20.8")
		69600.30	76.2cm (30")	104.1cm (41")	64.8cm (25.5")
64	Alzira	69285.23	58.4cm (23")	55.9cm (22")	47.0cm (18.5")
		69285.30	76.2cm (30")	71.1cm (28")	64.8cm (25.5")
		69285.36	91.4cm (36")	86.4cm (34")	79.2cm (31.2")
67	Casablanca	69790.20	50.8cm (20")	25.4cm (10")	44.2cm (17.4")
		69790.24	60.7cm (23.9")	30.5cm (12")	53.1cm (20.9")
		69790.30	76.2cm (30")	38.1cm (15")	68.3cm (26.9")
		69790.36	91.4cm (36")	45.7cm (18")	83.6cm (32.9")
68	Tegel	69185.18	45.7cm (18")	66.0cm (26")	39.6cm (15.6")
		69185.22	55.9cm (22")	76.2cm (30")	49.8cm (19.6")
71	Hayden	69015.12	33.0cm (13")	50.8cm (20")	25.4cm (10")
		69015.15	43.2cm (17")	58.4cm (23")	32.5cm (12.8")
		69015.18	50.8cm (20")	73.7cm (29")	40.6cm (16")
72	Short Hayden	69117.12	30.5cm (12")	17.8cm (7")	22.1cm (8.7")
		69117.16	40.6cm (16")	20.3cm (8")	31.0cm (12.2")
		69117.20	50.8cm (20")	25.4cm (10")	41.4cm (16.3")
75	Saigon	69020.14	43.2cm (17")	76.2cm (30")	24.6cm (9.7")
		69020.16	53.3cm (21")	91.4cm (36")	29.5cm (11.6")
		69020.19	61.0cm (24")	106.7cm (42")	34.5cm (13.6")

Round Planter Collection | *Centimeters*

Page	Planter	SKU	Exterior Dimensions		Interior Opening
			D	H	D
77	Alicante	69468.15	38.1cm (15")	53.3cm (21")	32.0cm (12.6")
		69468.22	55.9cm (22")	68.6cm (27")	46.2cm (18.2")
		69468.26	66.0cm (26")	81.3cm (32")	55.1cm (21.7")
78	Santa Barbara	69561.23	58.4cm (23")	51.6cm (20.3")	48.0cm (18.9")
81	San Jose	69587.16	40.6cm (16")	76.2cm (30")	32.8cm (12.9")
		69587.22	55.9cm (22")	101.6cm (40")	45.7cm (18")
8	Spiral	69245	66.0cm (26")	66.0cm (26")	40.1cm (15.8")
84	Globe	69295.24	61.0cm (24")	48.3cm (19")	33.0cm (13")
		69295.30	76.2cm (30")	61.0cm (24")	38.1cm (15")
		69295.36	91.4cm (36")	78.7cm (31")	43.2cm (17")
87	Rio Grande	69205.18	45.7cm (18")	50.8cm (20")	39.6cm (15.6")
		69205.22	55.9cm (22")	55.9cm (22")	47.8cm (18.8")
		69205.30	76.2cm (30")	81.3cm (32")	69.1cm (27.2")
88	Corry	69607.20	25.4cm (10")	50.8cm (20")	20.3cm (8")
		69607.30	25.4cm (10")	76.2cm (30")	20.3cm (8")
		69607.36	30.5cm (12")	91.4cm (36")	25.4cm (10")
91	Lisbon	69121.14	35.6cm (14")	63.5cm (25")	30.0cm (11.8")
		69121.18	45.7cm (18")	81.3cm (32")	40.4cm (15.9")
		69121.24	61.0cm (24")	91.4cm (36")	53.3cm (21")
92	Saint Tropez	69626.12	30.5cm (12")	81.3cm (32")	24.4cm (9.6")
		69626.16	40.6cm (16")	96.5cm (38")	32.5cm (12.8")
		69626.20	50.8cm (20")	106.2cm (41.8")	42.9cm (16.9")
		69626.24	60.7cm (23.9")	127.0cm (50")	53.1 cm (20.9")
		69626.28	71.1cm (28")	152.4cm (60")	62.0cm (24.4")
95	Bara Jar	69155.20	50.8cm (20")	78.7cm (31")	28.0cm (11")
		69155.24	61.0cm (24")	94.0cm (37")	35.6cm (14")
96	Shanghai	69460.16	35.6cm (14")	33.5cm (13.2")	34.6cm (13.6")
		69460.22	55.9cm (22")	48.3cm (19")	45.7cm (18")

Square Planter Collection | *Centimeters*


Page	Planter	SKU	Exterior Dimensions			Interior Opening	
			L	W	H	L	W
103	Monaco Cube	69418	17.8cm (7")	17.8cm (7")	17.8cm (7")	15.0cm (5.9")	15.0cm (5.9")
104	Montroy	69141.12	30.5cm (12")	30.5cm (12")	30.5cm (12")	23.4cm (9.2")	23.4cm (9.2")
		69141.16	40.6cm (16")	40.6cm (16")	40.6cm (16")	33.8cm (13.3")	33.8cm (13.3")
		69141.20	50.8cm (20")	50.8cm (20")	50.8cm (20")	43.7cm (17.2")	43.7cm (17.2")
		69141.24	61.0cm (24")	61.0cm (24")	61.0cm (24")	53.9cm (21.2")	53.9cm (21.2")
		69141.28	71.1cm (28")	71.1cm (28")	71.1cm (28")	64.0cm (25.2")	64.0cm (25.2")
		69141.32	81.3cm (32")	81.3cm (32")	81.3cm (32")	74.2cm (29.2")	74.2cm (29.2")
		69141.36	91.4cm (36")	91.4cm (36")	91.4cm (36")	84.4cm (33.2")	84.4cm (33.2")
		69141.40	101.6cm (40")	101.6cm (40")	101.6cm (40")	94.5cm (37.2")	94.5cm (37.2")
		69141.48	121.9cm (48")	121.9cm (48")	121.9cm (48")	114.8cm (45.2")	114.8cm (45.2")
		69141.60	152.4cm (60")	152.4cm (60")	152.4cm (60")	145.6cm (57.3")	145.6cm (57.3")
107	Cuba Corner	69025.C	35.6cm (14")	35.6cm (14")	30.5cm (12")	29.0cm (11.4")	29.0cm (11.4")
107	Antwerp Corner	70100.C	60.7cm (23.9")	60.7cm (23.9")	30.5cm (12")	52.3cm (20.6")	52.3cm (20.6")
107	Torino Corner	70125.C	61.0cm (24")	61.0cm (24")	45.7cm (18")	52.3cm (20.6")	52.3cm (20.6")
107	Miami Corner	69400.C	30.5cm (12")	30.5cm (12")	45.7cm (18")	23.9cm (9.4")	23.9cm (9.4")
111	Hollywood Corner	69405.C	30.5cm (12")	30.5cm (12")	61.0 cm (24")	22.9cm (9")	22.9cm (9")
111	Delray Corner	69410.C	30.5cm (12")	30.5cm (12")	81.3cm (32")	22.9cm (9")	22.9cm (9")
111	Amesbury Corner	69729.C	25.4cm (10")	25.4cm (10")	81.3cm (32")	17.8cm (7")	17.8cm (7")
115	Tolga Corner	69367.C	40.6cm (16")	40.6cm (16")	61.0cm (24")	33.0cm (13")	33.0cm (13")
115	Potsdam Corner	69345.C	40.6cm (16")	40.6cm (16")	81.3cm (32")	81.3cm (32")	81.3cm (32")
115	Perth Corner	69050.C	40.6cm (16")	40.6cm (16")	106.7cm (42")	32.0cm (12.6")	32.0cm (12.6")
118	Brisbane Corner	70300.C	61.0 cm(24")	61.0cm (24")	81.3cm (32")	52.3cm (20.6")	52.3cm (20.6")
118	Darwin Corner	70325.C	61.0cm (24")	61.0cm (24")	106.7cm (42")	52.3cm (20.6")	52.3cm (20.6")

Square Planter Collection | *Centimeters*

Page	Planter	SKU	Exterior Dimensions			Interior Opening	
			L	W	H	L	W
121	Lima	69305.11	30.5cm (12")	30.5cm (12")	30.5cm (12")	25.4cm (10")	25.4cm (10")
		69305.15	40.6cm (16")	40.6cm (16")	40.6cm (16")	35.3cm (13.9")	35.3cm (13.9")
		69305.19	50.8cm (20")	50.8cm (20")	50.8cm (20")	43.2cm (17")	43.2cm (17")
		69305.24	61.0cm (24")	61.0cm (24")	61.0cm (24")	53.1cm (20.9")	53.1cm (20.9")
		69305.30	76.2cm (30")	76.2cm (30")	76.2cm (30")	66.0cm (26")	66.0cm (26")
122	Toulan	69505.11	30.5cm (12")	30.5cm (12")	30.5cm (12")	25.4cm (10")	25.4cm (10")
		69505.15	40.6cm (16")	40.6cm (16")	76.2cm (30")	35.3cm (13.9")	35.3cm (13.9")
		69505.18	50.8cm (20")	50.8cm (20")	106.7cm (42")	43.2cm (17")	43.2cm (17")
		69505.23	58.4cm (23")	58.4cm (23")	121.9cm (48")	50.8cm (20")	50.8cm (20")
		69505.28	71.1cm (28")	71.1cm (28")	152.4cm (60")	61.0cm (24")	61.0cm (24")
		69505.36	45.7cm (18")	45.7cm (18")	91.4cm (36")	39.1cm (15.4")	39.1cm (15.4")

Woodland Planter Collection | *Centimeters*

Page	Planter	SKU	Exterior Dimensions				Interior Opening		
			D	L	W	H	D	L	W
129	Aspen Round	74125	50.8cm (20")			58.4cm (23")	46.1cm (18")		
130	Siena	74367.36		91.4cm (36")	43.2cm (17")	81.3cm (32")		86.7cm (34.1")	38.5cm (15.2")
		74367.48		121.9cm (48")	43.2cm (17")	81.3cm (32")		117.2cm (46.1")	38.5cm (15.2")
		74367.60		152.4cm (60")	43.2cm (17")	50.8cm (20")		147.7cm (58.1")	38.5cm (15.2")
		74367.72		182.9cm (72")	43.2cm (17")	43.2cm (17")		178.1cm (70.1")	38.5cm (15.2")
133	Sedona	74345.36		91.4cm (36")	43.2cm (17")	81.3cm (32")		86.7cm (34.1")	38.5cm (15.2")
		74345.48		121.9cm (48")	43.2cm (17")	81.3cm (32")		117.2cm (46.1")	38.5cm (15.2")
		74345.60		152.4cm (60")	43.2cm (17")	50.8cm (20")		147.7cm (58.1")	38.5cm (15.2")
		74345.72		182.9cm (72")	43.2cm (17")	43.2cm (17")		178.1cm (70.1")	38.5cm (15.2")
134	Asheville	74141.17		43.2cm (17")	43.2cm (17")	43.2cm (17")		38.5cm (15.2")	38.5cm (15.2")
		74141.20		50.8cm (20")	50.8cm (20")	50.8cm (20")		45.4cm (17.9")	45.4cm (17.9")
		74141.24		61.0cm (24")	61.0cm (24")	61.0cm (24")		54.3cm (21.4")	53.7cm (21.1")
		74141.28		71.1cm (28")	71.1cm (28")	71.1cm (28")		63.2cm (24.9")	63.2cm (24.9")



Jay SCOTTs® EUROPE

MaxCity Home Design Shopping Center
Tópark str. 1a, Törökbálint (Budapest area), Hungary

Phone +36 30 662 - 5095
info@jayscotts-europe.com

www.Jayscotts-europe.com

United States

Jay Scotts

410 SW 4 Terrace
Daina Beach, FL 33004
USA

Phone +1 954.922.3939

www.jayscotts.com
info@jayscotts.com

International

Deco Vua Co., LTD

Ho Chi Minh City, Vietnam

Phone + 84.9311.00.211

www.decovua.com
info@decovua.com

Creative Design Manufacturing

Plot 6-12, B4 Lot, D5 Street,
Dat Cuoc Industrial Park,
Dat Cuoc Commune,
Bac Tan Uyen District,
Binh Duong Province, Vietnam

Phone +1 954.889.7230

www.vietnamcdm.com
info@vietnamcdm.com

Create Your Moment *Contact Us*

Our Team is on standby to help you find the perfect planter for your next project.





LUXURY FIBERGLASS PLANTERS

USA | CANADA | EUROPE | ASIA

MaxCity Home Design Shopping Center
Tópark str. 1a, Törökbálint (Budapest area), Hungary

+36 30 662 5095

info@jayscotts-europe.com