


TABLE Book

Learn, repeat, and remember!



2	X	1	=	2
2	X	2	=	4
2	X	3	=	6
2	X	4	=	8
2	X	5	=	10
2	X	6	=	12
2	X	7	=	14
2	X	8	=	16
2	X	9	=	18
2	X	10	=	20



Numbers and Their Different Expressions

No.	Number Name	Roman Number
1	One	I
2	Two	II
3	Three	III
4	Four	IV
5	Five	V
6	Six	VI
7	Seven	VII
8	Eight	VIII
9	Nine	IX
10	Ten	X
11	Eleven	XI
12	Twelve	XII
13	Thirteen	XIII
14	Fourteen	XIV
15	Fifteen	XV
16	Sixteen	XVI
17	Seventeen	XVII
18	Eighteen	XVIII
19	Nineteen	XIX
20	Twenty	XX
21	Twenty-One	XXI
22	Twenty-Two	XXII
23	Twenty-Three	XXIII
24	Twenty-Four	XXIV
25	Twenty-Five	XXV

No.	Number Name	Roman Number
26	Twenty-Six	XXVI
27	Twenty-Seven	XXVII
28	Twenty-Eight	XXVIII
29	Twenty-Nine	XXIX
30	Thirty	XXX
31	Thirty-One	XXXI
32	Thirty-Two	XXXII
33	Thirty-Three	XXXIII
34	Thirty-Four	XXXIV
35	Thirty-Five	XXXV
36	Thirty-Six	XXXVI
37	Thirty-Seven	XXXVII
38	Thirty-Eight	XXXVIII
39	Thirty-Nine	XXXIX
40	Forty	XL
41	Forty-One	XLI
42	Forty-Two	XLII
43	Forty-Three	XLIII
44	Forty-Four	XLIV
45	Forty-Five	XLV
46	Forty-Six	XLVI
47	Forty-Seven	XLVII
48	Forty-Eight	XLVIII
49	Forty-Nine	XLIX
50	Fifty	L

No.	Number Name	Roman Number
51	Fifty-One	LI
52	Fifty-Two	LII
53	Fifty-Three	LIII
54	Fifty-Four	LIV
55	Fifty-Five	LV
56	Fifty-Six	LVI
57	Fifty-Seven	LVII
58	Fifty-Eight	LVIII
59	Fifty-Nine	LIX
60	Sixty	LX
61	Sixty-One	LXI
62	Sixty-Two	LXII
63	Sixty-Three	LXIII
64	Sixty-Four	LXIV
65	Sixty-Five	LXV
66	Sixty-Six	LXVI
67	Sixty-Seven	LXVII
68	Sixty-Eight	LXVIII
69	Sixty-Nine	LXIX
70	Seventy	LXX
71	Seventy-One	LXXI
72	Seventy-Two	LXXII
73	Seventy-Three	LXXIII
74	Seventy-Four	LXXIV
75	Seventy-Five	LXXV

No.	Number Name	Roman Number
76	Seventy-Six	LXXVI
77	Seventy-Seven	LXXVII
78	Seventy-Eight	LXXVIII
79	Seventy-Nine	LXXIX
80	Eighty	LXXX
81	Eighty-One	LXXXI
82	Eighty-Two	LXXXII
83	Eighty-Three	LXXXIII
84	Eighty-Four	LXXXIV
85	Eighty-Five	LXXXV
86	Eighty-Six	LXXXVI
87	Eighty-Seven	LXXXVII
88	Eighty-Eight	LXXXVIII
89	Eighty-Nine	LXXXIX
90	Ninety	XC
91	Ninety-One	XCI
92	Ninety-Two	XCII
93	Ninety-Three	XCIII
94	Ninety-Four	XCIV
95	Ninety-Five	XCV
96	Ninety-Six	XCVI
97	Ninety-Seven	XCVII
98	Ninety-Eight	XCVIII
99	Ninety-Nine	XCIX
100	One Hundred	C



Multiplication Intro

Look, read and understand.



2 mangoes

+



2 mangoes

2 mangoes + 2 mangoes = 4 mangoes

or $2 + 2 = 4$

So, 2 times 2 is equal to 4.

We write it as $2 \times 2 = 4$

We read it as two twos are four.



3 pencils

+



3 pencils

+



3 pencils

3 pencils + 3 pencils + 3 pencils = 9 pencils

or $3 + 3 + 3 = 9$

So, 3 times 3 is equal to 9.

We write it as $3 \times 3 = 9$

We read it as three threes are nine.

Thus, we can say that tables are the short and simple forms of multiplications.



Multiplication Table of 1

Let's Learn

1	×	1	=	1
1	×	2	=	2
1	×	3	=	3
1	×	4	=	4
1	×	5	=	5
1	×	6	=	6
1	×	7	=	7
1	×	8	=	8
1	×	9	=	9
1	×	10	=	10

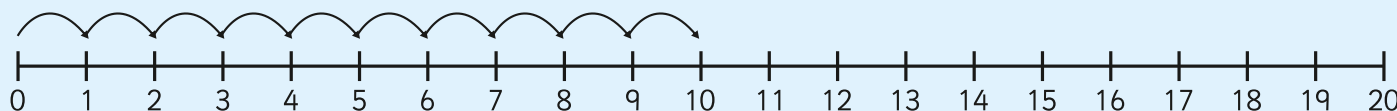
Let's Understand

0	+	1	=	1
1	+	1	=	2
2	+	1	=	3
3	+	1	=	4
4	+	1	=	5
5	+	1	=	6
6	+	1	=	7
7	+	1	=	8
8	+	1	=	9
9	+	1	=	10

Let's Speak




1	one	are	1
1	twos	are	2
1	threes	are	3
1	fours	are	4
1	fives	are	5
1	sixes	are	6
1	sevens	are	7
1	eights	are	8
1	nines	are	9
1	tens	are	10

Here is a number line to help you.



Practice Time

Help the frog to hop on the circle having 1 object.



Did You Know?

We see 1 sun in the day and 1 moon at night.

The number 1 is the first and the smallest natural number.



Multiplication Table of 2

Let's Learn

2	×	1	=	2
2	×	2	=	4
2	×	3	=	6
2	×	4	=	8
2	×	5	=	10
2	×	6	=	12
2	×	7	=	14
2	×	8	=	16
2	×	9	=	18
2	×	10	=	20

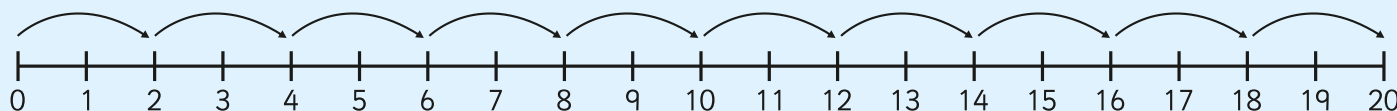
Let's Understand

0	+	2	=	2
2	+	2	=	4
4	+	2	=	6
6	+	2	=	8
8	+	2	=	10
10	+	2	=	12
12	+	2	=	14
14	+	2	=	16
16	+	2	=	18
18	+	2	=	20

Let's Speak

2	ones	are	2
2	twos	are	4
2	threes	are	6
2	fours	are	8
2	fives	are	10
2	sixes	are	12
2	sevens	are	14
2	eights	are	16
2	nines	are	18
2	tens	are	20

Here is a number line to help you.



Practice Time

Write the table of 2 in the space provided:

2 threes are

2 sixes are

2 nines are

2 fives are

2 twos are

2 ones are

2 eights are

2 tens are

2 sevens are

2 fours are



Did You Know?

Here are some words that means 2, i.e., double, pair, bi, twins, duet, couple, etc.

When you multiply a number by 2, you always get an even number!



Multiplication Table of 3

Let's Learn

3	×	1	=	3
3	×	2	=	6
3	×	3	=	9
3	×	4	=	12
3	×	5	=	15
3	×	6	=	18
3	×	7	=	21
3	×	8	=	24
3	×	9	=	27
3	×	10	=	30

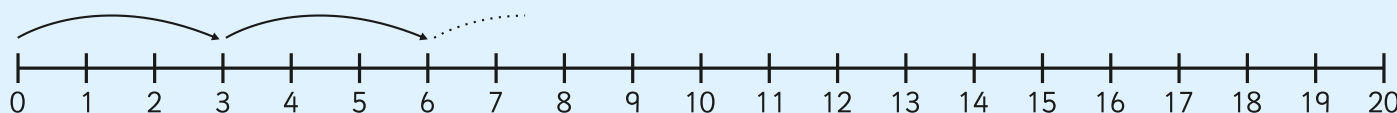
Let's Understand

0	+	3	=	3
3	+	3	=	6
6	+	3	=	9
9	+	3	=	12
12	+	3	=	15
15	+	3	=	18
18	+	3	=	21
21	+	3	=	24
24	+	3	=	27
27	+	3	=	30

Let's Speak

3	ones	are	3
3	twos	are	6
3	threes	are	9
3	fours	are	12
3	fives	are	15
3	sixes	are	18
3	sevens	are	21
3	eights	are	24
3	nines	are	27
3	tens	are	30

Here is a number line to help you.



Practice Time

Write the correct numerals in the boxes:

$3 \times 2 =$

$3 \times 4 =$

$3 \times 8 =$

$3 \times 3 =$

$3 \times 5 =$

$3 \times 1 =$

$3 \times 10 =$

$3 \times 7 =$



Did You Know?

Our national flag has 3 colours. That is why it is also known as tricolour.

A number is divisible by 3 if the sum of its digits is divisible by 3.



Multiplication Table of 4

Let's Learn

4	×	1	=	4
4	×	2	=	8
4	×	3	=	12
4	×	4	=	16
4	×	5	=	20
4	×	6	=	24
4	×	7	=	28
4	×	8	=	32
4	×	9	=	36
4	×	10	=	40

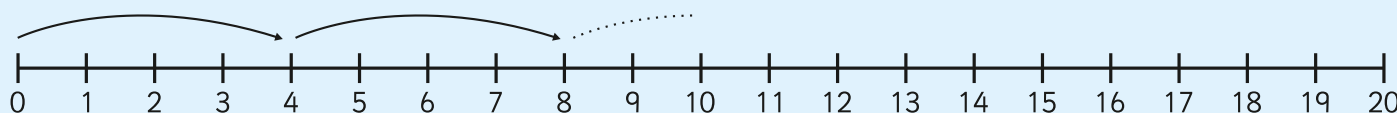
Let's Understand

0	+	4	=	4
4	+	4	=	8
8	+	4	=	12
12	+	4	=	16
16	+	4	=	20
20	+	4	=	24
24	+	4	=	28
28	+	4	=	32
32	+	4	=	36
36	+	4	=	40

Let's Speak

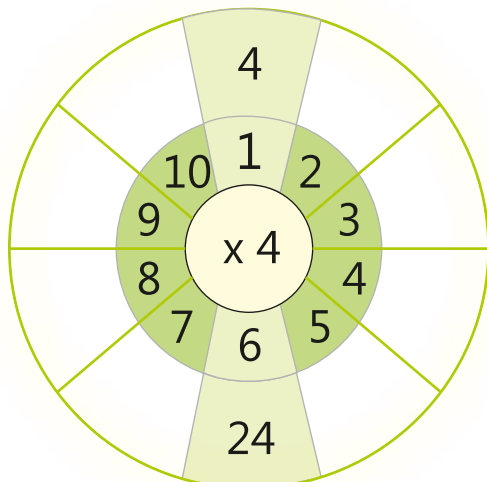
4	ones	are	4
4	twos	are	8
4	threes	are	12
4	fours	are	16
4	fives	are	20
4	sixes	are	24
4	sevens	are	28
4	eights	are	32
4	nines	are	36
4	tens	are	40

Here is a number line to help you.



Practice Time

Complete the table of 4 as shown:



Did You Know?

In your classroom, blackboard has four corners. Desk or table has four corners. Can you find any one more?

The 4 times table always ends with an even number or zero.
4, 8, 12, 16, 20,



Multiplication Table of 5

Let's Learn

5	×	1	=	5
5	×	2	=	10
5	×	3	=	15
5	×	4	=	20
5	×	5	=	25
5	×	6	=	30
5	×	7	=	35
5	×	8	=	40
5	×	9	=	45
5	×	10	=	50

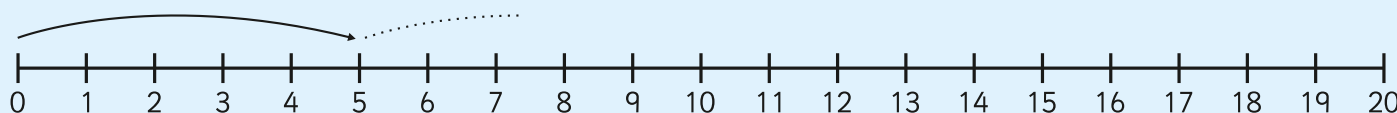
Let's Understand

0	+	5	=	5
5	+	5	=	10
10	+	5	=	15
15	+	5	=	20
20	+	5	=	25
25	+	5	=	30
30	+	5	=	35
35	+	5	=	40
40	+	5	=	45
45	+	5	=	50

Let's Speak

5	ones	are	5
5	twos	are	10
5	threes	are	15
5	fours	are	20
5	fives	are	25
5	sixes	are	30
5	sevens	are	35
5	eights	are	40
5	nines	are	45
5	tens	are	50

Here is a number line to help you.



Practice Time

Match the correct numeral:

5×7	5×6	5×9
15	45	40
10	30	35
5×3	5×8	5×2



Did You Know?

The word pentagon has same meaning of 5, because it has 5 corners.

Any number ending in 5 or 0 is a multiple of 5.



Multiplication Table of 6

Let's Learn

6	×	1	=	6
6	×	2	=	12
6	×	3	=	18
6	×	4	=	24
6	×	5	=	30
6	×	6	=	36
6	×	7	=	42
6	×	8	=	48
6	×	9	=	54
6	×	10	=	60

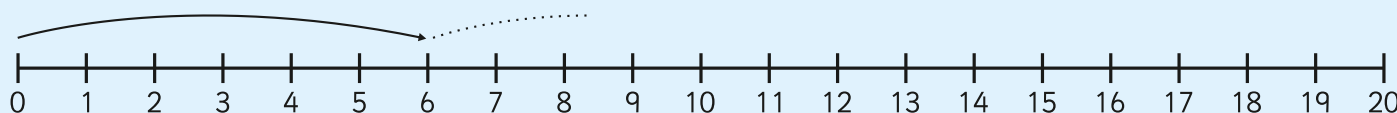
Let's Understand

0	+	6	=	6
6	+	6	=	12
12	+	6	=	18
18	+	6	=	24
24	+	6	=	30
30	+	6	=	36
36	+	6	=	42
42	+	6	=	48
48	+	6	=	54
54	+	6	=	60

Let's Speak

6	ones	are	6
6	twos	are	12
6	threes	are	18
6	fours	are	24
6	fives	are	30
6	sixes	are	36
6	sevens	are	42
6	eights	are	48
6	nines	are	54
6	tens	are	60

Here is a number line to help you.



Practice Time

Write the correct answer:

$6 \times 6 = \boxed{}$

$6 \times 1 = \boxed{}$

$6 \times 2 = \boxed{}$

$6 \times 3 = \boxed{}$

$6 \times 7 = \boxed{}$

$6 \times 4 = \boxed{}$

$6 \times 8 = \boxed{}$

$6 \times 10 = \boxed{}$



Did You Know?

A hexagon has 6 sides and 6 corners.

Any number which is divisible by both 2 and 3, is also divisible by 6.



Multiplication Table of 7

Let's Learn

7	×	1	=	7
7	×	2	=	14
7	×	3	=	21
7	×	4	=	28
7	×	5	=	35
7	×	6	=	42
7	×	7	=	49
7	×	8	=	56
7	×	9	=	63
7	×	10	=	70

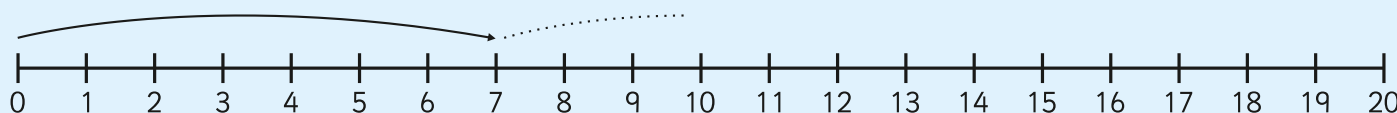
Let's Understand

0	+	7	=	7
7	+	7	=	14
14	+	7	=	21
21	+	7	=	28
28	+	7	=	35
35	+	7	=	42
42	+	7	=	49
49	+	7	=	56
56	+	7	=	63
63	+	7	=	70

Let's Speak

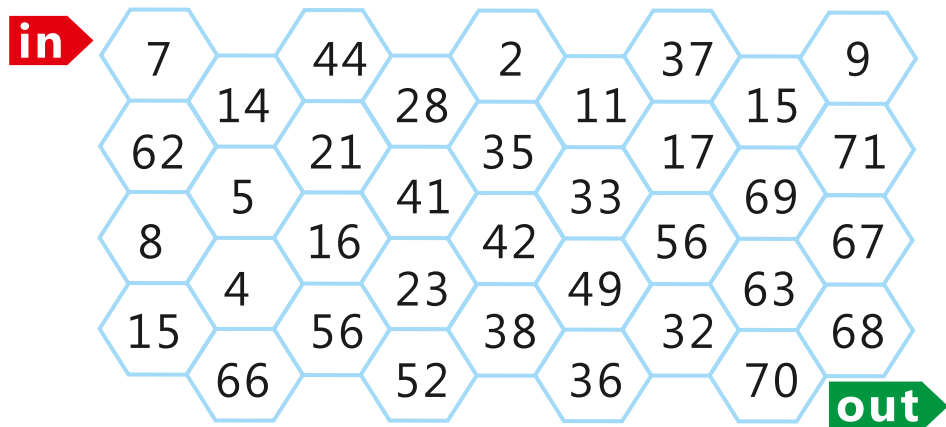
7	ones	are	7
7	twos	are	14
7	threes	are	21
7	fours	are	28
7	fives	are	35
7	sixes	are	42
7	sevens	are	49
7	eights	are	56
7	nines	are	63
7	tens	are	70

Here is a number line to help you.



Practice Time

Colour all the numbers from the 7 times table to find the path through the maze:



Did You Know?

A rainbow has 7 colours : Violet, Indigo, Blue, Green, Yellow, Orange, Red.

7 is an odd number, as it cannot be divided into two equal whole numbers.



Multiplication Table of 8

Let's Learn

8	×	1	=	8
8	×	2	=	16
8	×	3	=	24
8	×	4	=	32
8	×	5	=	40
8	×	6	=	48
8	×	7	=	56
8	×	8	=	64
8	×	9	=	72
8	×	10	=	80

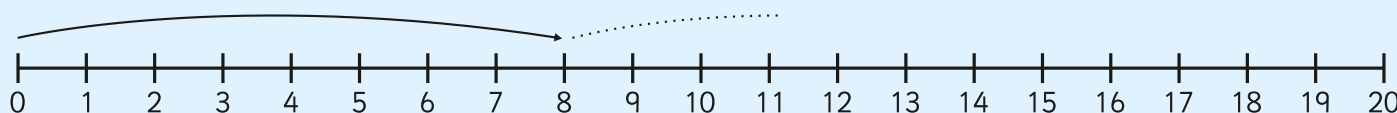
Let's Understand

0	+	8	=	8
8	+	8	=	16
16	+	8	=	24
24	+	8	=	32
32	+	8	=	40
40	+	8	=	48
48	+	8	=	56
56	+	8	=	64
64	+	8	=	72
72	+	8	=	80

Let's Speak

8	ones	are	8
8	twos	are	16
8	threes	are	24
8	fours	are	32
8	fives	are	40
8	sixes	are	48
8	sevens	are	56
8	eights	are	64
8	nines	are	72
8	tens	are	80

Here is a number line to help you.



Practice Time

Match the correct numeral:



8×6



8×3



8×7



8×9



Did You Know?

A spider has eight hairy and thin legs. An octopus also has eight tentacles.

To find whether a number is divisible by 8, see if last two digits are divisible by 8.



Multiplication Table of 9

Let's Learn

9	×	1	=	9
9	×	2	=	18
9	×	3	=	27
9	×	4	=	36
9	×	5	=	45
9	×	6	=	54
9	×	7	=	63
9	×	8	=	72
9	×	9	=	81
9	×	10	=	90

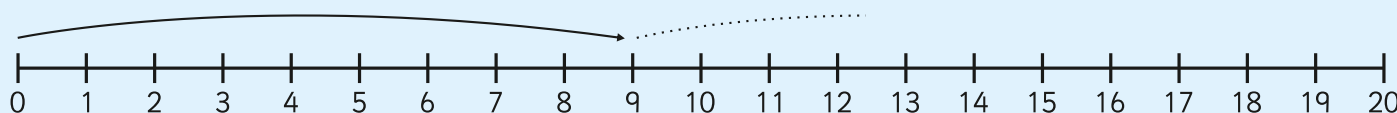
Let's Understand

0	+	9	=	9
9	+	9	=	18
18	+	9	=	27
27	+	9	=	36
36	+	9	=	45
45	+	9	=	54
54	+	9	=	63
63	+	9	=	72
72	+	9	=	81
81	+	9	=	90

Let's Speak

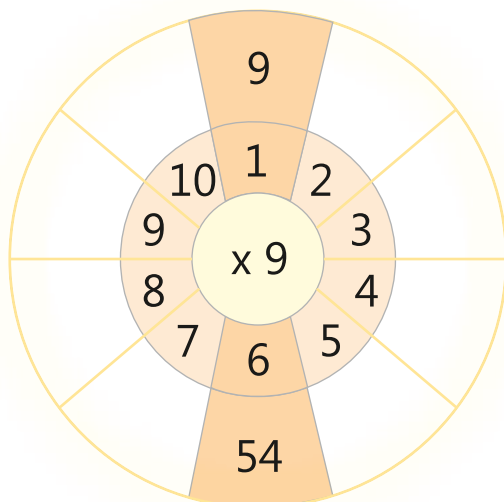
9	ones	are	9
9	twos	are	18
9	threes	are	27
9	fours	are	36
9	fives	are	45
9	sixes	are	54
9	sevens	are	63
9	eights	are	72
9	nines	are	81
9	tens	are	90

Here is a number line to help you.



Practice Time

Complete the table of 9 as shown:



Did You Know?

There are 9 players in a baseball team.

The sum of the digits of all the products of the 9 times table is always 9. e.g.,
 $5 + 4 = 9$, $1 + 8 = 9$.



Multiplication Table of 10

Let's Learn

10	×	1	=	10
10	×	2	=	20
10	×	3	=	30
10	×	4	=	40
10	×	5	=	50
10	×	6	=	60
10	×	7	=	70
10	×	8	=	80
10	×	9	=	90
10	×	10	=	100

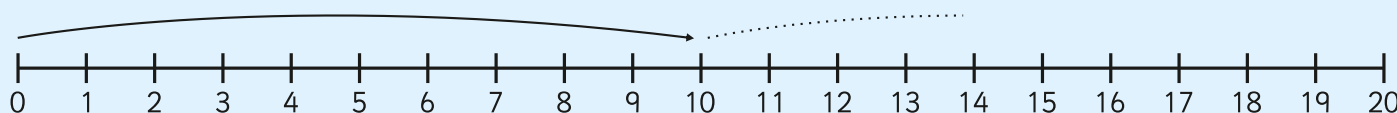
Let's Understand

0	+	10	=	10
10	+	10	=	20
20	+	10	=	30
30	+	10	=	40
40	+	10	=	50
50	+	10	=	60
60	+	10	=	70
70	+	10	=	80
80	+	10	=	90
90	+	10	=	100

Let's Speak

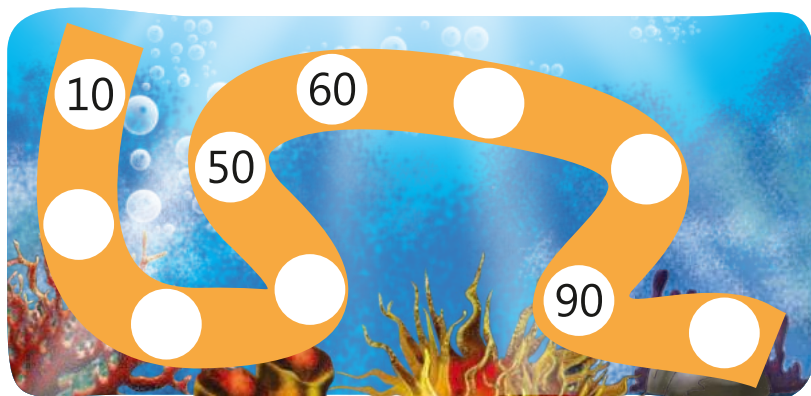
10	ones	are	10
10	twos	are	20
10	threes	are	30
10	fours	are	40
10	fives	are	50
10	sixes	are	60
10	sevens	are	70
10	eights	are	80
10	nines	are	90
10	tens	are	100

Here is a number line to help you.



Practice Time

Complete the missing number from the multiplication table of 10.



Did You Know?

A time span of 10 years is called a decade.

A time span of 100 years is called a century.

If a number ends in 0; it is divisible by 10.



Practice Time

You should know all of the times tables up to 10 by now, but how quickly can you remember them?

Ask someone to start the timer as you do this worksheet.

Remember, you must be fast but also correct:

$6 \times 8 =$	<input type="text"/>	$4 \times 0 =$	<input type="text"/>	$8 \times 10 =$	<input type="text"/>
$9 \times 10 =$	<input type="text"/>	$3 \times 4 =$	<input type="text"/>	$7 \times 9 =$	<input type="text"/>
$5 \times 8 =$	<input type="text"/>	$6 \times 6 =$	<input type="text"/>	$3 \times 3 =$	<input type="text"/>
$7 \times 5 =$	<input type="text"/>	$8 \times 1 =$	<input type="text"/>	$8 \times 7 =$	<input type="text"/>
$6 \times 4 =$	<input type="text"/>	$10 \times 3 =$	<input type="text"/>	$7 \times 4 =$	<input type="text"/>
$8 \times 8 =$	<input type="text"/>	$7 \times 3 =$	<input type="text"/>	$4 \times 9 =$	<input type="text"/>
$5 \times 10 =$	<input type="text"/>	$5 \times 5 =$	<input type="text"/>	$6 \times 1 =$	<input type="text"/>
$9 \times 8 =$	<input type="text"/>	$2 \times 12 =$	<input type="text"/>	$4 \times 10 =$	<input type="text"/>
$8 \times 3 =$	<input type="text"/>	$7 \times 7 =$	<input type="text"/>	$0 \times 7 =$	<input type="text"/>
$7 \times 8 =$	<input type="text"/>	$6 \times 9 =$	<input type="text"/>	$1 \times 9 =$	<input type="text"/>
$9 \times 5 =$	<input type="text"/>	$13 \times 3 =$	<input type="text"/>	$10 \times 2 =$	<input type="text"/>
$4 \times 8 =$	<input type="text"/>	$1 \times 4 =$	<input type="text"/>	$6 \times 5 =$	<input type="text"/>
$6 \times 7 =$	<input type="text"/>	$0 \times 9 =$	<input type="text"/>	$2 \times 8 =$	<input type="text"/>
$2 \times 9 =$	<input type="text"/>	$10 \times 10 =$	<input type="text"/>	$0 \times 6 =$	<input type="text"/>
$4 \times 4 =$	<input type="text"/>	$7 \times 6 =$	<input type="text"/>	$6 \times 2 =$	<input type="text"/>
$7 \times 10 =$	<input type="text"/>	$2 \times 7 =$	<input type="text"/>	$9 \times 9 =$	<input type="text"/>



Multiplication Grid of 1 to 10

x	1	2	3	4	5	6	7	8	9	10
1	1	2	3	4	5	6	7	8	9	10
2	2	4	6	8	10	12	14	16	18	20
3	3	6	9	12	15	18	21	24	27	30
4	4	8	12	16	20	24	28	32	36	40
5	5	10	15	20	25	30	35	40	45	50
6	6	12	18	24	30	36	42	48	54	60
7	7	14	21	28	35	42	49	56	63	70
8	8	16	24	32	40	48	56	64	72	80
9	9	18	27	36	45	54	63	72	81	90
10	10	20	30	40	50	60	70	80	90	100

Complete the following tables.

x	1	2	3
5			
2			
6			

x	4	5	6
10			
4			
7			

x	7	8	9
3			
9			
8			



Multiplication Table of 11

Let's Learn

11	×	1	=	11
11	×	2	=	22
11	×	3	=	33
11	×	4	=	44
11	×	5	=	55
11	×	6	=	66
11	×	7	=	77
11	×	8	=	88
11	×	9	=	99
11	×	10	=	110

Let's Understand

0	+	11	=	11
11	+	11	=	22
22	+	11	=	33
33	+	11	=	44
44	+	11	=	55
55	+	11	=	66
66	+	11	=	77
77	+	11	=	88
88	+	11	=	99
99	+	11	=	110

Let's Speak

11	ones	are	11
11	twos	are	22
11	threes	are	33
11	fours	are	44
11	fives	are	55
11	sixes	are	66
11	sevens	are	77
11	eights	are	88
11	nines	are	99
11	tens	are	110



Multiplication Table of 12

Let's Learn

12	×	1	=	12
12	×	2	=	24
12	×	3	=	36
12	×	4	=	48
12	×	5	=	60
12	×	6	=	72
12	×	7	=	84
12	×	8	=	96
12	×	9	=	108
12	×	10	=	120

Let's Understand

0	+	12	=	12
12	+	12	=	24
24	+	12	=	36
36	+	12	=	48
48	+	12	=	60
60	+	12	=	72
72	+	12	=	84
84	+	12	=	96
96	+	12	=	108
108	+	12	=	120

Let's Speak

12	ones	are	12
12	twos	are	24
12	threes	are	36
12	fours	are	48
12	fives	are	60
12	sixes	are	72
12	sevens	are	84
12	eights	are	96
12	nines	are	108
12	tens	are	120



Multiplication Table of 13

Let's Learn

13	×	1	=	13
13	×	2	=	26
13	×	3	=	39
13	×	4	=	52
13	×	5	=	65
13	×	6	=	78
13	×	7	=	91
13	×	8	=	104
13	×	9	=	117
13	×	10	=	130

Let's Understand

0	+	13	=	13
13	+	13	=	26
26	+	13	=	39
39	+	13	=	52
52	+	13	=	65
65	+	13	=	78
78	+	13	=	91
91	+	13	=	104
104	+	13	=	117
117	+	13	=	130

Let's Speak

13	ones	are	13
13	twos	are	26
13	threes	are	39
13	fours	are	52
13	fives	are	65
13	sixes	are	78
13	sevens	are	91
13	eights	are	104
13	nines	are	117
13	tens	are	130



Multiplication Table of 14

Let's Learn

14	×	1	=	14
14	×	2	=	28
14	×	3	=	42
14	×	4	=	56
14	×	5	=	70
14	×	6	=	84
14	×	7	=	98
14	×	8	=	112
14	×	9	=	126
14	×	10	=	140

Let's Understand

0	+	14	=	14
14	+	14	=	28
28	+	14	=	42
42	+	14	=	56
56	+	14	=	70
70	+	14	=	84
84	+	14	=	98
98	+	14	=	112
112	+	14	=	126
126	+	14	=	140

Let's Speak

14	ones	are	14
14	twos	are	28
14	threes	are	42
14	fours	are	56
14	fives	are	70
14	sixes	are	84
14	sevens	are	98
14	eights	are	112
14	nines	are	126
14	tens	are	140



Multiplication Table of 15

Let's Learn

15	×	1	=	15
15	×	2	=	30
15	×	3	=	45
15	×	4	=	60
15	×	5	=	75
15	×	6	=	90
15	×	7	=	105
15	×	8	=	120
15	×	9	=	135
15	×	10	=	150

Let's Understand

0	+	15	=	15
15	+	15	=	30
30	+	15	=	45
45	+	15	=	60
60	+	15	=	75
75	+	15	=	90
90	+	15	=	105
105	+	15	=	120
120	+	15	=	135
135	+	15	=	150

Let's Speak

15	ones	are	15
15	twos	are	30
15	threes	are	45
15	fours	are	60
15	fives	are	75
15	sixes	are	90
15	sevens	are	105
15	eights	are	120
15	nines	are	135
15	tens	are	150



Multiplication Table of 16

Let's Learn

16	×	1	=	16
16	×	2	=	32
16	×	3	=	48
16	×	4	=	64
16	×	5	=	80
16	×	6	=	96
16	×	7	=	112
16	×	8	=	128
16	×	9	=	144
16	×	10	=	160

Let's Understand

0	+	16	=	16
16	+	16	=	32
32	+	16	=	48
48	+	16	=	64
64	+	16	=	80
80	+	16	=	96
96	+	16	=	112
112	+	16	=	128
128	+	16	=	144
144	+	16	=	160

Let's Speak

16	ones	are	16
16	twos	are	32
16	threes	are	48
16	fours	are	64
16	fives	are	80
16	sixes	are	96
16	sevens	are	112
16	eights	are	128
16	nines	are	144
16	tens	are	160



Multiplication Table of 17

Let's Learn

17	×	1	=	17
17	×	2	=	34
17	×	3	=	51
17	×	4	=	68
17	×	5	=	85
17	×	6	=	102
17	×	7	=	119
17	×	8	=	136
17	×	9	=	153
17	×	10	=	170

Let's Understand

0	+	17	=	17
17	+	17	=	34
34	+	17	=	51
51	+	17	=	68
68	+	17	=	85
85	+	17	=	102
102	+	17	=	119
119	+	17	=	136
136	+	17	=	153
153	+	17	=	170

Let's Speak

17	ones	are	17
17	twos	are	34
17	threes	are	51
17	fours	are	68
17	fives	are	85
17	sixes	are	102
17	sevens	are	119
17	eights	are	136
17	nines	are	153
17	tens	are	170



Multiplication Table of 18

Let's Learn

18	×	1	=	18
18	×	2	=	36
18	×	3	=	54
18	×	4	=	72
18	×	5	=	90
18	×	6	=	108
18	×	7	=	126
18	×	8	=	144
18	×	9	=	162
18	×	10	=	180

Let's Understand

0	+	18	=	18
18	+	18	=	36
36	+	18	=	54
54	+	18	=	72
72	+	18	=	90
90	+	18	=	108
108	+	18	=	126
126	+	18	=	144
144	+	18	=	162
162	+	18	=	180

Let's Speak

18	ones	are	18
18	twos	are	36
18	threes	are	54
18	fours	are	72
18	fives	are	90
18	sixes	are	108
18	sevens	are	126
18	eights	are	144
18	nines	are	162
18	tens	are	180



Multiplication Table of 19

Let's Learn

19	×	1	=	19
19	×	2	=	38
19	×	3	=	57
19	×	4	=	76
19	×	5	=	95
19	×	6	=	114
19	×	7	=	133
19	×	8	=	152
19	×	9	=	171
19	×	10	=	190

Let's Understand

0	+	19	=	19
19	+	19	=	38
38	+	19	=	57
57	+	19	=	76
76	+	19	=	95
95	+	19	=	114
114	+	19	=	133
133	+	19	=	152
152	+	19	=	171
171	+	19	=	190

Let's Speak

19	ones	are	19
19	twos	are	38
19	threes	are	57
19	fours	are	76
19	fives	are	95
19	sixes	are	114
19	sevens	are	133
19	eights	are	152
19	nines	are	171
19	tens	are	190



Multiplication Table of 20

Let's Learn

20	×	1	=	20
20	×	2	=	40
20	×	3	=	60
20	×	4	=	80
20	×	5	=	100
20	×	6	=	120
20	×	7	=	140
20	×	8	=	160
20	×	9	=	180
20	×	10	=	200

Let's Understand

0	+	20	=	20
20	+	20	=	40
40	+	20	=	60
60	+	20	=	80
80	+	20	=	100
100	+	20	=	120
120	+	20	=	140
140	+	20	=	160
160	+	20	=	180
180	+	20	=	200

Let's Speak

20	ones	are	20
20	twos	are	40
20	threes	are	60
20	fours	are	80
20	fives	are	100
20	sixes	are	120
20	sevens	are	140
20	eights	are	160
20	nines	are	180
20	tens	are	200



Practice Time

1. Join each multiplication sum to the correct answers.

15×5

17×2

19×7

16×3

14×8

91

45

100

75

34

112

66

48

133

72

13×7

20×5

15×3

18×4

11×6

2. Fill in the boxes.

$$\begin{array}{r} 17 \\ \times 5 \\ \hline \end{array}$$

$$\begin{array}{r} 19 \\ \times 2 \\ \hline \end{array}$$

$$\begin{array}{r} 12 \\ \times 7 \\ \hline \end{array}$$

$$\begin{array}{r} 14 \\ \times 4 \\ \hline \end{array}$$

$$\begin{array}{r} 18 \\ \times 3 \\ \hline \end{array}$$

3. Write the missing numbers in the following equations.

$\square \times 10 = 100$

$11 \times \square = 99$

$13 \times 9 = \square$

$\square \times 4 = 60$

$12 \times \square = 96$

$14 \times 9 = \square$

$\square \times 7 = 56$

$16 \times \square = 80$

$15 \times 2 = \square$

$\square \times 5 = 95$

$14 \times \square = 70$

$13 \times 10 = \square$

$\square \times 9 = 144$

$15 \times \square = 150$

$19 \times 6 = \square$



Divisibility Tests

DIVISIBILITY BY

2

A number is divisible by 2 if and only if it is an even number. Numbers which end in 0, 2, 4, 8, are even numbers. Example : 2, 6, 12, 22, 88, 202, etc.

DIVISIBILITY BY

3

A number is divisible by 3 if the sum of the digits is divisible by 3. Example : 369, is divisible by 3 because $3 + 6 + 9 = 18$, which is divisible by 3.

DIVISIBILITY BY

4

A number is divisible by 4 if the number formed by the tens and units digits is divisible by 4 or if the tens and units digits are both zeros. Example : 128, 432, 600, etc.

DIVISIBILITY BY

5

A number is divisible by 5 if the last digit of number is 0 or 5. Example : 35, 40, 130, 500, etc.

DIVISIBILITY BY

6

A number is divisible by 6 if it is divisible by 2 and 3. Example : Consider the number 516. It is divisible by 2 because it has even number in the unit place.
 $5 + 1 + 6 = 12$ which is divisible by 3. So, 516 is divisible by 6.

DIVISIBILITY BY

10

A number is divisible by 10 if it ends in one or more zeros. Example: 40, 600, 700, etc.



Numbers and Their Types

Natural Numbers

All the numbers used for counting, starting from one (1), are called Natural numbers.

e.g. 1, 2, 3, 4, 5, 6, 7 ...

Whole Numbers

All natural numbers, along with zero (0), are called Whole numbers.

e.g. 0, 1, 2, 3, 4 ...

Even Numbers

Any number which is divisible by 2 is called Even number.

Some even numbers are 0, 2, 4, 6, 8, 10, 14, 22, 36, 48, 46, 64, etc.

Odd Numbers

Any number which is not divisible by 2 is called Odd number.

Some odd numbers are 1, 3, 5, 7, 9, 13, 21, 35, 47, 59, 63, etc.

Prime Numbers

Any number which is only divisible by 1 and itself is called a Prime number. These numbers are not divisible by any other numbers.

The 25 prime numbers below 100 are 2, 3, 5, 7, 11, 13, 17, 19, 23, 29, 31, 37, 41, 43, 47, 53, 59, 61, 67, 71, 73, 79, 83, 89 and 97.



Numbers and Their Types

Fractional Numbers (Fractions)

Any number which is a part of a whole is called a Fractional number or Fraction.

Such numbers are written as $\frac{1}{2}$, $\frac{1}{3}$, $\frac{1}{4}$, $\frac{3}{5}$.

e.g. $\frac{1}{2}$ (half) is a part of 1 (whole).

Fraction	Fractional Numbers
half	$\frac{1}{2}$
one-third	$\frac{1}{3}$
one-fourth	$\frac{1}{4}$
three-fifths	$\frac{3}{5}$
... and so on	

Squares of Numbers

A number which is obtained by multiplying a number once by itself is the Square of that number.

e.g. 2×2 gives 4. Therefore 4 is the square of 2.

3×3 gives 9. Therefore, 9 is the square of 3.

Number	Squares	Number	Squares
1	1	11	121
2	4	12	144
3	9	13	169
4	16	14	196
5	25	15	225
6	36	16	256
7	49	17	289
8	64	18	324
9	81	19	361
10	100	20	400

Cubes of Numbers

A number which is obtained by multiplying a number twice by itself is the Cube of that number.

e.g. $2 \times 2 \times 2$ gives 8. Therefore, 8 is the cube of 2.

$6 \times 6 \times 6$ gives 216. Therefore, 216 is the cube of 6.

Decimal Numbers

Fractional numbers can also be indicated by placing a dot called the decimal point.

e.g. the fraction $\frac{1}{4}$ can be written as 0.25

$\frac{1}{2}$ can be written as 0.50

Therefore any number that comes after the decimal point is always lesser than 1 (whole).



Place Value Chart

Indian

One	1
Ten	10
Hundred	100
Thousand	1,000
Ten Thousand	10,000
Lakh	1,00,000
Ten Lakh	10,00,000
Crore	1,00,00,000
Ten Crore	10,00,00,000
Arab	1,00,00,00,000
Ten Arab	10,00,00,00,000
Kharab	1,00,00,00,00,000
Ten Kharab	10,00,00,00,00,000

International

One	1
Ten	10
Hundred	100
Thousand	1,000
Ten Thousand	10,000
Hundred Thousand	100,000
Million	1,000,000
Ten Million	10,000,000
Hundred Million	1,00,000,000
Billion	1,000,000,000
Ten Billions	10,000,000,000
Hundred Billion	100,000,000,000
Trillion	1,000,000,000,000

Time Period

60 Seconds	1 Minute	12 Months	1 Year
60 Minutes	1 Hour	365 Days	1 Year
24 Hours	1 Day	366 Days	1 Leap Year
7 Days	1 Week	10 Years	1 Decade
2 Weeks	1 Fortnight	100 Years	1 Century
4 Weeks	1 Month	1000 Years	1 Millenium

Time Period Facts

1 Year	Anniversary	60 Years	Diamond Jubilee
10 Years	1 Decade	75 Years	Platinum Jubilee
25 Years	Silver Jubilee	100 Years	Century
50 Years	Golden Jubilee	1000 Years	Millennium



Metric Measures



Weight



10 milligrams	=	1 centigram
10 centigrams	=	1 decigram
10 decigrams	=	1 gram (g)
1000 milligrams	=	1 gram
10 decagrams	=	1 hectogram
10 hectograms	=	1 kilogram (kg)
1000 grams	=	1 kilogram
10 kilograms	=	1 myriagram
10 myriagrams	=	1 quintal
10 quintals	=	1 metric tonne
1000 kilograms	=	1 tonne



Meaning of Metric Prefixes

Thousand 1000	Hundred 100	Ten 10	Basic Unit 1	Tenth $\frac{1}{10}$	Hundredth $\frac{1}{100}$	Thousandth $\frac{1}{1000}$
kilo	hecto	deca	metric units metre litre gram	deci	centi	milli

Paper Measures

24 sheets	=	1 quire
20 quires	=	1 ream
10 reams	=	1 bale
500 sheets	=	1 commercial ream

Number Measures

unit	=	1
2 units	=	pair
12 units	=	1 dozen
20 units	=	1 score
144 units	=	1 gross


Liquid

10 millilitres	=	1 centilitre
10 centilitres	=	1 decilitre
10 decilitres	=	1 litre
1000 millilitres	=	1 litre
10 litres	=	1 decalitre
10 decalitre	=	1 hectolitre
10 hectolitres	=	1 kilolitre
1000 litres	=	1 kilolitre

Length

10 millimetres (mm)	=	1 centimetre (cm)
10 centimetres	=	1 decimetre
10 decimetres	=	1 metre (m)
1000 millimetres	=	100 centimetres = 1 metre
10 metres	=	1 decametre
10 decametres	=	1 hectometre
10 hectometres	=	1 kilometre (km)
1000 metres	=	1 kilometre

Measurement of Temperature



CELSIUS

FAHRENHEIT





Measures of Time

Use of a.m. and p.m.

We use letters a.m. to show the time from 12 mid-night to 12 noon. "a.m." stands for ante meridian.

We use the letters p.m. to show the time from 12 noon to mid-night. "p.m." stands for post meridian.

12 Hours Analogue Clock



This clock shows 1:00 p.m.
Or 13 : 00 hours

24 Hours Digital Clock

13: 00

This clock shows 1:00 p.m.
Or 13 : 00 hours

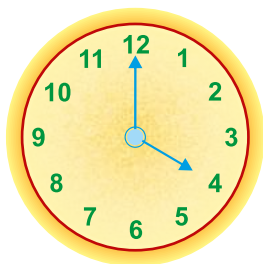
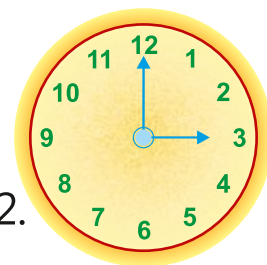
Look at the face of the clock.

The short hand shows the hours. It is the hour hand.

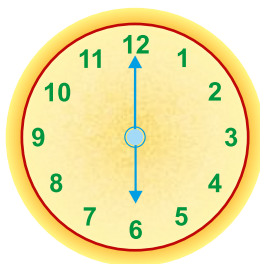
The long hand shows the minutes. It is the minute hand.

The short hour hand is at 3 and the long minute hand is at 12.

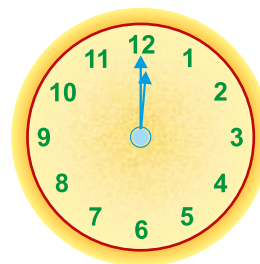
It is 3 : 00 (three o'clock).



It is 4 o'clock
It is 4 : 00




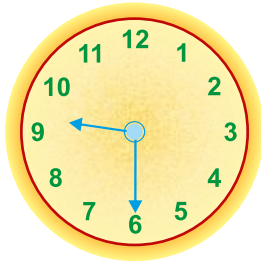
It is 6 o'clock
It is 6 : 00



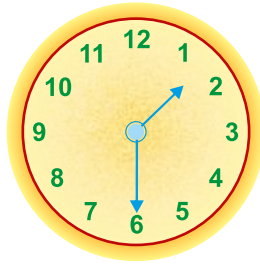
It is 12 o'clock
It is 12 : 00

1. The short hour hand is between 3 and 4.
2. The long minute hand is at 6.
3. It is half past three or 30 minutes past 3.
It is 3 : 30

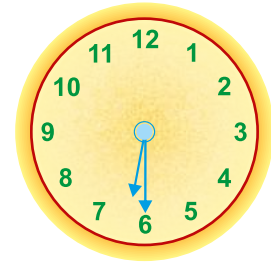




It is half past nine.
It is 9 : 30



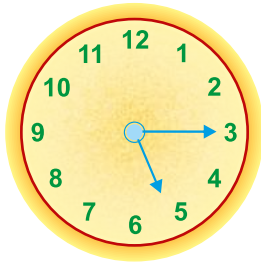
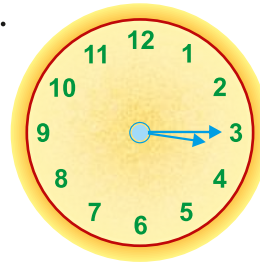
It is half past one.
It is 1 : 30



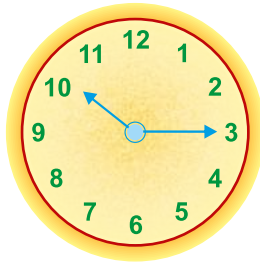
It is half past 6.
It is 6 : 30

1. The short hour hand is between 3 and 4.
2. The long minute hand is at 3.
3. It is quarter past three or 15 minutes past 3.

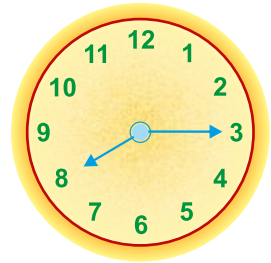
It is 3 : 15



It is a quarter past five
It is 5 : 15



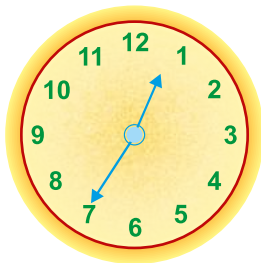
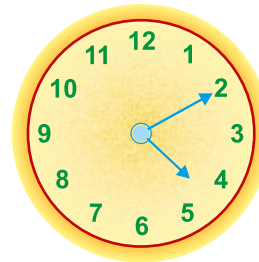
It is a quarter past ten
It is 10 : 15



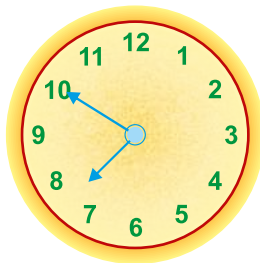
It is a quarter past eight
It is 8 : 15

1. The short hour hand is between 4 and 5.
2. The long minute hand is at 2.
3. It is 10 minutes past 4.

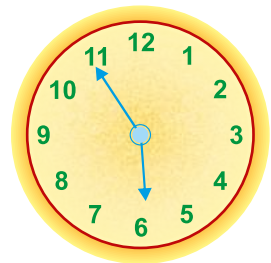
It is 4 : 10



It is 35 minutes past 12
It is 12 : 35



It is 10 minutes to 8.
It is 7 : 50



It is 5 minutes to 6.
It is 5 : 55



Indian Currency

Coins



₹50 Paise



₹1 Rupee



₹2 Rupees



₹5 Rupees



₹10 Rupees

Notes



₹ 1



₹ 2



₹ 5



₹ 10



₹ 20



₹ 50



₹ 100



₹ 200



₹ 500

Shapes

Circle

Semi Circle

Oval

Square

Rectangle

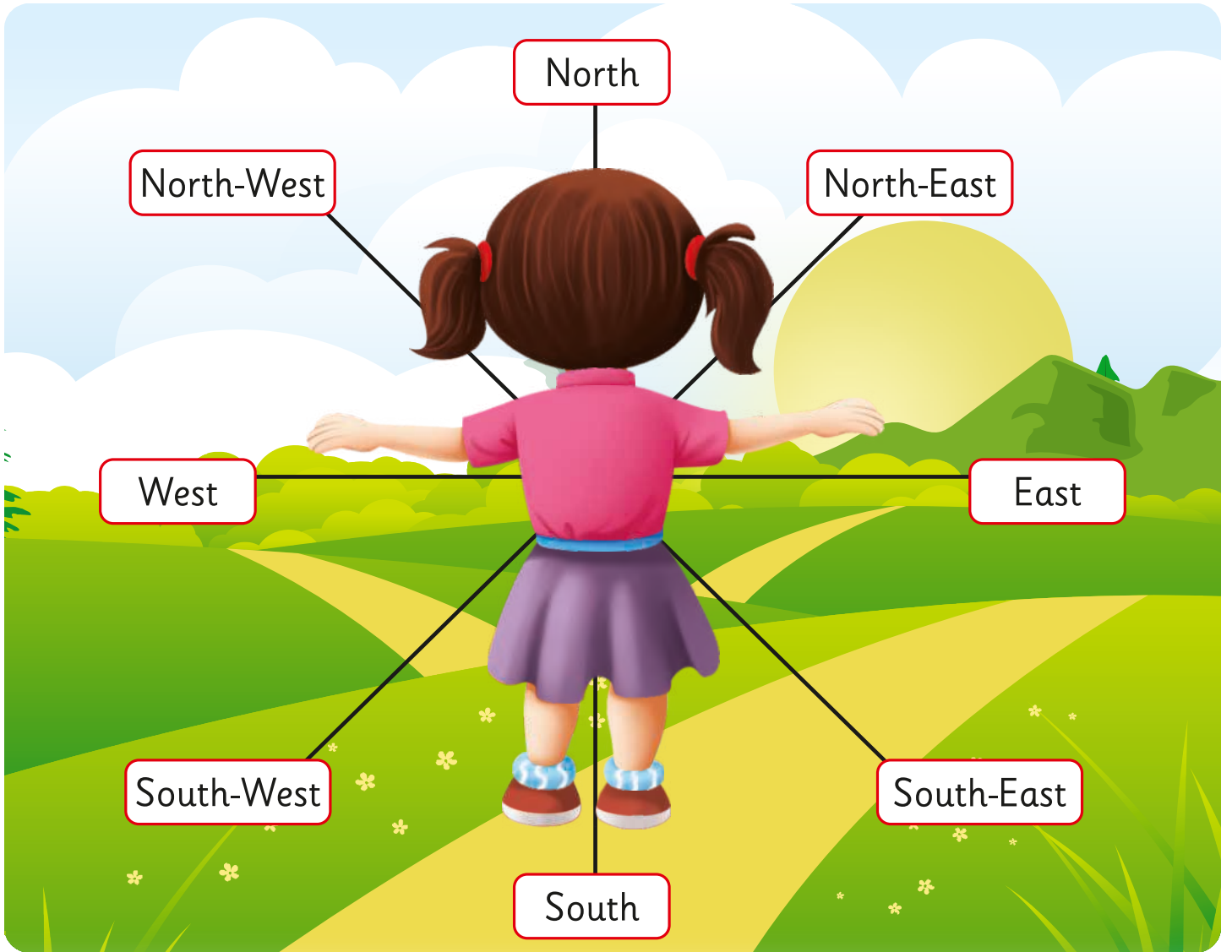
Triangle

Pentagon

Hexagon



Directions



Name of directions in English and Hindi.

North	उत्तर
South	दक्षिण
East	पूरब
West	पश्चिम
North-East	उत्तर-पूर्व
North-West	उत्तर-पश्चिम
South-East	दक्षिण-पूर्व
South-West	दक्षिण-पश्चिम

