

TECHNICAL RESCUE ARB CLIMBER WILDERNESS SAR ACCESS & RESCUE

# BUYERS GUIDES

# USAR/Extrication

Comprehensive free MARKET GUIDE to all of the key and less well-known products with specifications. Updated with new data and products monthly.



# Shoring reinvented.



**OmniShore**  
Safety secured.

First responders need shoring equipment that is as intuitive, versatile and smart as they are. That is why we have developed OmniShore, a shoring system reimagined from the ground up and designed in accordance with unparalleled standards of quality and safety.

Patented innovations such as the Trident Coupler and OmniLock system allow you to build unlimited applications with less parts, experience a seamless setup with less handling and take full control with less manpower.

Learn more at [holmatro.com/omnishore](http://holmatro.com/omnishore)

 **holmatro**  
mastering power

# BUYERS GUIDES

# USAR/Extrication Equipment



## OTHER EQUIPMENT FOR USAR/Extrication.....

- Pulleys, Large Haul systems and lifting frames are in **Rope Equipment**
- Helmets, headtorches, med-packs, spine-care & stretchers are in **PPE & CasEvac**
- Underwater Search Cameras & Water rescue PPE are in **Water Rescue Equipment**
- Chainsaws and chainsaw PPE are in **Arborist Equipment**

Click on the Page number/Product below to go direct to that page

## CONTENTS

GREY=COMING Q2&3 2026

### HYDRAULICS & BATTERY TOOLS

- 02 Extrication Manuals
- 06 Hand Hydraulic tools
- 12 Battery & Hose-fed Tools
- 16 Battery CombiTools
- 34 Hose-fed CombiTools
- 40 Battery Cutters
- 58 Hose-Fed Cutters
- 68 Battery Spreaders
- 82 Hose-Fed Spreaders
- 92 Battery Rams
- 104 Hose-Fed Rams
- 114 Battery Special/RIT Tools
- 126 Hose-Fed Special/RIT Tools
- 130 Reciprocating Saws
- 138 Disc Cutters/Cut-Off Saws

### SHORING/STABILISATION

- 156 Stabilisation Struts
- 164 Shoring Struts
- 196 HP Airbags
- 224 LP Airbags

### ROPE EQUIPMENT

- 232 Tripods&High Directionals
- 250 Mini Haul Systems
- 256 Heavy Lift slings
- 264 >14mm Rope
- 276 Winch Rope

### TECHNOLOGY

- 290 Aerial UAVs
- 320 USAR/Search Robotics
- 330 Search Cameras
- 344 Thermal Imaging
- 354 Acoustic Systems
- 360 MultiGas Monitors

### PPE & SELF PRESERVATION

- 372 SCBA/EDBA
- 380 Emergency Shelters
- 408 Decontamination Tents
- 414 USAR/Extrication Helmets
- 420 USAR/Extrication Gloves

### TOOLS/ACCESSORIES


- 426 Access Frames/Ladders
- 440 Fire & Bariatric Manikins
- 446 Extrication Multitools
- 454 Area Lighting
- 502 Pro Batteries
- 524 Wheeled Hard Cases
- TBA Power Generators

Welcome to our **BUYERS GUIDES**. These are free to all as a page-turning pdf or you can download a regular PDF by clicking on the cloud icon. Many of these GUIDES originally appeared in our print magazines so have been updated and will continue to be updated every month. The same link that you used this time can be used anytime to see the latest version. New Guides and those appearing in forthcoming magazines will also be incorporated into the relevant **BUYERS GUIDES** building into an amazingly comprehensive guide to the best products on the market.

The tabulated data in our GUIDES is non-subjective although the comprehensive introductions do have subjective comment and pick out key and interesting products.

**MANUFACTURERS can contact us at any time to update the information on a product(s).**  
[admin@rescuemagazines.com](mailto:admin@rescuemagazines.com)

Copyright TECHNICAL RESCUE Ltd -All rights reserved  
**BUYERS GUIDES** are free to pass on in their published, unmodified form



# RTC Rescue (Extrication) Manuals

We all have our department's own policies and procedures when it comes to working on roadways and undertaking casualty centred rescues at Road Traffic Collisions – RTC's ( Motor Vehicles Collisions -MVC's), but where do we go to get much needed supplemental information?

Your authors cut their teeth on Len Watson's seminal 'RTA Persons Trapped', way back in 1990. This beat Kidd and Czajkowski's 'VEHICLE EXTRICATION A Training Manual' to the punch by six months and together they were the first of the fifteen – soon to be sixteen – manuals that are now available on the subject of rescue at RTC/ MVA's. Not only do I have all of these titles, I've also co-written two manuals, the first of which was never published having been pipped to the post by the Lukas manual. But, excellent as this manual is, the fact that we then felt that ours would only reinvent the wheel highlighted an obvious omission in virtually all the manuals and something that we as instructors had been majoring on for some time. So before we detail what's available in the way of manuals, lets first consider what's in a name.

Of the fifteen manuals currently available, nine of these have the word 'extrication' in their titles and yet ironically if you look at their full titles and related contents, you'll see that at no point are any vehicles extricated or rescued. Unfortunately, but specifically to the point, neither are any casualties/patients. In the case of rescue at RTC's, extrication is freeing someone - a casualty (patient) - from the constraint of a crashed vehicle. This is important because people buying these books not unreasonably expect that they 'do what it says on the tin' – that there is an element of actual casualty extrication in these books, egress solutions for differing entrapments – just as these books all demonstrate to a greater or lesser extent differing space creation options for various situations. And although there are often excellent sections on casualty care, there are no detailed and illustrated casualty extrications from vehicles. In principle, its perhaps a bit like finding a book called 'Brick Laying", then opening the book up and discovering that there's excellent in-depth coverage of all the major elements of building construction. Except for how to Lay Bricks. So, in a shameless plug for the authors' own forthcoming book, it should be noted that this one deals exclusively with the

extrication of casualties – there are twenty separate casualty circumstances catered for - and a truly multi-agency approach is detailed for achieving these. But more of this later...

Of the manuals that are currently available, perhaps the first tranche – published between 1990 and 2004 – are showing their age. They contain a lot of dated information, have no colour diagrams or photos and can be very heavy with dense text, the latter not being something that aids comprehension, especially for uber-practical rescuers.

However it is still worth tracking down copies of these – even as 'previously-loved' purchases – for the still relevant and very valuable tips and alternative perspectives that can be gleaned from their pages.


The next selection comprises the four books published between 2005 and 2012. These do feature colour photos and diagrams and also benefit from a less 'wordy' approach and also start to make use of text boxes, etc. to break up the flow of words and make the concepts being explained more easily understood.

Also more contemporary

**Oxford English Dictionary Definition: - Extrication (noun) : Free (someone or something) from a constraint or difficulty**

than their predecessors, these are again worthy of your attention and for the same reasons.

Finally there is the period from 2014 to the present day, perhaps initially most easily recognisable by one of their focuses being on electric (and other fuel) vehicles. These books also move on a step further in terms of their graphic presentations of concepts and techniques and are much easier to read and digest as exemplified by Holmatro's handy little A5 manual- a true pocket guide.



These later manuals also contain the author's personal favourites, and our criteria for giving five stars to an RTC Rescue Manual :

- Is it easy to read and understand?
- Is it based on contemporary information?
- Does it have a good practical section on all aspects of safety ?
- Does the book contain contemporary information ?
- Does it have a comprehensive space creation section ?
- Does it have an RTC related Casualty Care element, especially with regard to multi-agency integration ?

In direct relation to these points, we gave three 5 star ratings : Overall we preferred the international approach of Ian



Dunbar's comprehensive 'VEHICLE EXTRICATION : The Next Generation'.

The ongoing and well worked theme throughout was integrating both the

fire and medical services in training and pre-planning for rescue at RTC's and this really is the future. But in an acknowledgement of the fact that of all fifteen currently available manuals, they originate in either the UK (6, some arguably shared with the Netherlands ) or the USA (9) we suggest that a UK and European audience would be well served by the orientation of the second Ian Dunbar book, 'VEHICLE EXTRICATION TECHNIQUES' and that in the USA and Canada, that the 'PRINCIPLES OF VEHICLE EXTRICATION' is very well suited to that environment.

However, note that all of the books listed here are - in their own context - excellent manuals dealing with safety, procedures, vehicle anatomy, casualty care, in some cases differing vehicle fuels and especially the vital art of space creation, and should be assessed and selected by you on their own merits. They are

# EXTRICATION MANUALS

invaluable texts in terms of what they do and do well. And incidentally, those who will look at our guide will likely notice that we only gave our book four stars, our reasoning being that this buyers guide relates to manuals dealing with the full scope of casualty rescue from RTC's and ours focuses only – although admittedly in some depth – on casualty extrication. It will be however the only one of its kind, founded on evidence based medical research and decades of practical experience, so ultimately you can decide what rating it warrants. In conclusion RTC's are an ever evolving and demanding challenge and rescuers like you are the perfect proof of that, in as much as you are reading this magazine and specifically this article to better equip yourselves for those challenges. You will also realise that continuous personal development isn't something that is done just as a hoop-jumping exercise at work, but that it has a very real value for you, your knowledge and skills acquisition and maintenance and the people that you serve. And incidentally, no one wants to screw-up at a rescue... So pick one of these books, buy a copy and read it in small chunks and with a pencil in your hand to make notes in the margin. The result WILL improve the outcome for casualties that have yet to be.....altogether now...

In the following tables a black outlined white square □ indicates that the subject is covered but not in any great depth. TBD= To be Determined  
5 star recommendations are shown in gold ■

# ADVANCED SAFETY



SMART FORCE  
MORE THAN A RESCUE TOOL.





🔒








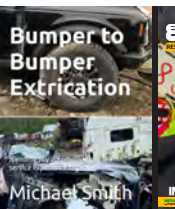

## ANTI-THEFT

- Communication via WLAN/UMTS connection, tracking via GPS
- Improved security thanks to the option of activating an anti-theft mode
- Deactivation of the device and location detection in the event of theft

WEBER-RESCUE.COM/ANTI-THEFT

TITLE	RTA PERSONS TRAPPED	VEHICLE EXTRICATION A Training Manual/Study Guide	ADVANCED VEHICLE ENTRAPMENT RESCUE	VEHICLE RESCUE	VEHICLE RESCUE & EXTRICATION	VEHICLE EXTRICATION	HOLMATRO'S VEHICLE EXTRICATION TECHNIQUES
<b>COST</b>	£21	n/a	n/a	£31	n/a	\$83	Free
<b>EDITORIAL FOCUS</b>	Casualty centred space creation	Casualty centred space creation	Casualty centred space creation	US procedural & access techniques	Accessing vehicle entrapments	US procedural & access techniques	Space creation
<b>VEHICLE CONSTRUCTION</b>	■	■	■	□	■	■	■
<b>TRUCKS/HGVs/ELECTRIC</b>	□	-	■	-	■	□	■ ■
<b>TOOLS &amp; PPE</b>	□	■	■	□	■	□	■
<b>STABILISATION</b>	■	□	■	■	■	■	□
<b>GLASS MANAGEMENT</b>	■	□	■	■	■	■	□
<b>SPACE CREATION</b>	■	■	■	■	■	■	■
<b>CASUALTY CARE</b>	□	■	■	■	□	□	-
<b>CASUALTY EXTRICATION</b>	-	-	-	□	-	-	-
<b>AUTHOR(s)</b>	Len Watson	Kidd & Czajkowski	Len Watson	Harvey Grant James Gargan	Ronald E Moore	Brian G Anderson	Brendan Morris
<b>PUBLISHER</b>	Greenwave	Fire Engineering /Penwell	Holmatro	Brady/ Prentice Hall	Mosby Jems	Fire Engineering /Penwell	Holmatro
<b>ISBN</b>	0-95168600-3	9780878149155	0951686011	9780835983747	0-323-01833-5	1-59370-021-0	2-910725-34-0
<b>PUBLISHED</b>	1990	1991	1994	1997	2003	2004	2005
<b>FIRST PUBLISHED</b>	1990	1991	1994	1996	1991	2004	2005
<b>SOFT/HARD BACK</b>	■	■	■	■	■	■	■
<b>B&amp;W / COLOUR</b>	■	■	■	■ ■	■	■	■ ■
<b>PHOTOS/DIAGRAMS</b>	■	■ ■	■	■	■	■	■ ■
<b>FORMAT &amp; PAGES</b>	EUA4 374	USA4 253	USA4 255	USA4 352	USA4 414	USA4 573	A5 98
<b>KEY CHAPTERS</b>	<ul style="list-style-type: none"> <li>Space Creation</li> <li>Training</li> <li>Immediate Care and Medical</li> <li>Appreciation (broad perspectives, some dated)</li> </ul>	<ul style="list-style-type: none"> <li>Vehicle structure</li> <li>Hand tools</li> <li>Patient considerations &amp; Packaging</li> <li>Training</li> </ul>	<ul style="list-style-type: none"> <li>Scene &amp; vehicle stabilization</li> <li>Space Creation, various postures</li> <li>Casualty release theory</li> </ul>	<ul style="list-style-type: none"> <li>Eqpt &amp; Training</li> <li>Managing the incident scene</li> <li>Hazards</li> <li>Gaining access</li> <li>Disentangling</li> <li>Patient packaging</li> </ul>	<ul style="list-style-type: none"> <li>New Technology</li> <li>Electric/Hybrids</li> <li>Rescue Life-Cycle /Golden hour</li> <li>Vehicle, Rescuer &amp; Scene Safety</li> <li>Incident Command</li> <li>Casualty Care</li> <li>Tools &amp; Eqpt</li> <li>Rescue Evolutions</li> <li>Glossary</li> </ul>	<ul style="list-style-type: none"> <li>Tools &amp; Rigs</li> <li>Stabilization</li> <li>Door/Side/Roof &amp; Interior procedures</li> <li>Entrapment beneath/between</li> <li>Empalement</li> <li>Trucks/Trailers</li> <li>Buses</li> <li>Sport vehicles</li> </ul>	<ul style="list-style-type: none"> <li>Vehicle Design inc. Hybrids</li> <li>Equipment</li> <li>Scene Safety &amp; crew organization</li> <li>Techniques</li> <li>Heavy Vehicles</li> </ul>
<b>BREADTH of COVERAGE</b>	■ ■	■ ■ ■ ■	■ ■ ■ ■	■ ■ ■ ■	■ ■ ■ ■ ■	■ ■ ■ ■	■ ■ ■ ■
<b>IMAGE QUALITY/CLARITY</b>	■	■ ■	■ ■ ■ ■	■	■ ■	■ ■	■ ■ ■ ■
<b>QUALITY of TEXT</b>	■ ■ ■	■ ■ ■	■ ■	■ ■	■ ■ ■	■ ■ ■	■ ■ ■ ■
<b>QUALITY of PAPER STOCK</b>	■ ■	■ ■ ■	■ ■ ■ ■	■ ■	■ ■ ■	■ ■ ■	■ ■ ■
<b>VALUE for MONEY</b>	■	■ ■	■ ■	■	■ ■	■ ■	■ ■ ■ ■ ■
<b>COMMENT</b>	The original car rescue manual led the way	Comprehensive but very dated	'Updated' and condensed version of RTA Persons Trapped	Detailed but very text heavy few photos and no diagrams	Detailed but dated in parts. Too much text, few photos and no diagrams	Also detailed but dated in parts. Too much text, few photos and no diagrams	Essentially a Holmatro catalogue but with excellent space creation sequences
<b>OVERALL MARK out of 5</b>	■ ■	■	■ ■	■	■ ■	■ ■	■ ■ ■ ■

# EXTRICATION MANUALS

								
<b>FIRE SERVICE MANUAL Vol 2</b> Incidents involving rescue from road vehicles	<b>VEHICLE RESCUE 1-2-3</b>	<b>HOLMATRO'S VEHICLE EXTRICATION TECHNIQUES</b>	<b>PRINCIPLES OF VEHICLE EXTRICATION 4th ED</b>	<b>VEHICLE RESCUE &amp; EXTRICATION 2nd ED</b>	<b>ROAD TRAFFIC COLLISIONS a Complete Guide</b>	<b>VEHICLE EXTRICATION the Next Generation</b>	<b>BUMPER TO BUMPER EXTRICATION</b>	<b>EXTRICATION! Rescue of Casualties from Crashed Vehicles</b>
£28	\$35	\$20/€15	\$75	\$130	£28	€35	\$35	TBA
UK procedural	Car safety & space creation	Accessing vehicle entrapments with holmatro kit	All aspects of entrapment rescue	All aspects of entrapment rescue	Mostly procedural	All aspects of entrapment rescue	Pre-rescue new vehicle technology	Casualty handling/ Casualty extrication
■	□	■	■	■	■	■	■	-
-	□	■ ■	■ ■	■ ■	■ ■	■ ■	■	■
■	□	■	■	■	■	■	-	-
■	■	■	■	■	■	■	-	-
■	■	■	■	■	■	■	-	-
■	□	□	□	■	■	■	-	■
-	-	□	□	□	-	-	-	■
HM Fire Service Inspectorate	Ronald E Moore	Ian Dunbar	Peters & Smith	David Sweet	Andrew Holden	Ian Dunbar	Michael Smith	R Denham, N Appleton
HMSO	University of Extrication	Holmatro	Ifsta/Fire Protection Publications	IAFC/NFPA Jones&Bartlett	Self-Published	Lukas Rescue	Boron Extrication Training	Technical Rescue Ltd
780113413058	9780983845003	9789081279604	9780879395971	9781284042177	-	9783000653063	9798830659352	TBA
2007	2011	2014	2017	2018	2019	2021	2022	2024
2007	2011	2014	'98,'00,'10	2012*	2019	2021	2022	2024
■	■	■	■	■	■	■	■	■
■ ■	■ ■	■ ■	■ ■	■ ■	■ ■	■ ■	■ ■	■ ■
■ ■	■	■ ■	■ ■	■ ■	■ ■	■ ■	■ ■	■ ■
EUA4 204	USA4 230	Custom 256	USA4 522	USA4 442	EUA4 205	EUA4 293	USA4 94	UKA4 220+
<ul style="list-style-type: none"> <li>Vehicle Design</li> <li>Dealing with incidents</li> <li>Safety and Operational Procedures</li> <li>Medical care</li> </ul>	<ul style="list-style-type: none"> <li>Space Creation</li> <li>Hybrid vehicles</li> <li>Internal space creation</li> <li>Underride extrication</li> </ul>	<ul style="list-style-type: none"> <li>Safety</li> <li>Vehicle Technology</li> <li>Tools&amp;Eqpt</li> <li>Team Approach</li> <li>At the scene</li> </ul>	<ul style="list-style-type: none"> <li>Passenger vehicles</li> <li>Commercial Vehicles</li> <li>Heavy vehicles</li> <li>Special circumstances</li> </ul>	<ul style="list-style-type: none"> <li>Incident command</li> <li>Kinetics/ construction</li> <li>Electric/Hybrids</li> <li>SRS/Airbags</li> <li>Tools/Eqpt</li> <li>Site Ops/Stabilization</li> <li>Casualty handling</li> <li>Trucks/Tractors</li> <li>Alt Techniques</li> <li>Wrapping up</li> </ul>	<ul style="list-style-type: none"> <li>Vehicles in water</li> <li>The collision</li> <li>Traffic management</li> <li>Debriefing</li> </ul>	<ul style="list-style-type: none"> <li>Extrication planning</li> <li>Medical considerations</li> <li>Technical processes and evolutions</li> </ul>	<ul style="list-style-type: none"> <li>Accident statistics</li> <li>Vehicle structure</li> <li>Electric</li> <li>Glass</li> <li>Airbags</li> <li>Restraints Battery</li> </ul>	<ul style="list-style-type: none"> <li>Multi-agency approach</li> <li>Self &amp; assisted extrication</li> <li>20 detailed car &amp; cab extrication sequences</li> <li>Air ambulance &amp; Trauma Care approved</li> </ul>
■ ■ ■	■ ■ ■ ■ ■	■ ■ ■ ■	■ ■ ■ ■ ■	■ ■ ■ ■ ■	■ ■ ■ ■ ■	■ ■ ■ ■ ■	■ ■ ■ ■ ■	■ ■ ■ ■ ■
■ ■ ■ ■ ■	■ ■ ■ ■ ■	■ ■ ■ ■ ■	■ ■ ■ ■ ■	■ ■ ■ ■ ■	■ ■ ■ ■ ■	■ ■ ■ ■ ■	■ ■ ■ ■ ■	■ ■ ■ ■ ■
■ ■ ■ ■ ■	■ ■ ■ ■ ■	■ ■ ■ ■ ■	■ ■ ■ ■ ■	■ ■ ■ ■ ■	■ ■ ■ ■ ■	■ ■ ■ ■ ■	■ ■ ■ ■ ■	■ ■ ■ ■ ■
■ ■ ■ ■ ■	■ ■ ■ ■ ■	■ ■ ■ ■ ■	■ ■ ■ ■ ■	■ ■ ■ ■ ■	■ ■ ■ ■ ■	■ ■ ■ ■ ■	■ ■ ■ ■ ■	TBD
■ ■ ■ ■ ■	■ ■ ■ ■ ■	■ ■ ■ ■ ■	■ ■ ■ ■ ■	■ ■ ■ ■ ■	■ ■ ■ ■ ■	■ ■ ■ ■ ■	■ ■ ■ ■ ■	TBD
Free download. Uses Holmatro's space creation information and diagrams	Techniques, six photos per page, good sequence detail	Comprehensive selection of sequential space creation evolutions.	Comprehensive MVA information resource, primarily for North America	*Originally just 'Vehicle Extrication'. Very comprehensive 2021 update is E-book only	Shows space creation sequences as a numbered sequence on a vehicle frame	Comprehensive hardback, especially good on integrating Fire and Medical rescue services	Full background to vehicle technology	The first and only manual to concentrate wholly on the casualty's needs & removal
■ ■ ■ ■ ■	■ ■ ■ ■ ■	■ ■ ■ ■ ■	■ ■ ■ ■ ■	■ ■ ■ ■ ■	■ ■ ■ ■ ■	■ ■ ■ ■ ■	■ ■ ■ ■ ■	■ ■ ■ ■ ■

**UPDATED** Nov '25

# 'hydraulic' HAND-POWERED SELF-CONTAINED RESCUE TOOLS

Having a manual option available to get you out of trouble when the battery runs out and can't be recharged or the fuel runs out or the generator won't start is a must. All powered hydraulic tools can be run from a hand pump or a foot pump and could therefore be deemed 'hand powered' but with a hose-attached hand pump they tend to be cumbersome.

This Guide is concerned with **self contained** systems that operate ONLY via an **integral** handle and pump, not a hose-connected hand-pump. Consequently there are not very many at all. Surprising really because

they are the ultimate get-out-of-jail tool - literally. We have two basic types of tool - **Combi-tools** with a cutting and spreading jaw and **Wedge spreaders** which provide a spreading/lifting capability over a much smaller distance. For **combi-tools** we only have *Holmatro*, *Hurst*, *Libervit* and *Weber-Rescue* with self-contained hand-hydraulics. Since there are less toes to tread on we have included the Chinese brand *Alolai* because they have an easily accessible website and answer emails, we've checked out and occasionally included their more unique looking rescue tools in our other guides. For **wedges** there is a much more industrial feel to things because these are used to separate pipe flanges etc. in the oil and gas industry and there are a number of manufacturers so we have only included the key brands that do, or did, have rescue products including *Enerpac* and *Petrol*.

*Eder Maschinenbau* from the forestry sector has winches and battery powered ascenders so is crossing nicely into rescue but their two wedges are mechanical rather than hydraulic and none of these devices are purpose-designed for rescue as *Holmatro*, *Libervit* and *Weber's* battery and hose models are but they will all perform a useful gap-expansion role. **See also BATTERY SPECIAL TOOLS for powered wedges inc Eder's Titans.**

In all cases, instead of a battery or petrol generator doing the work to pressurise the hydraulic fluid, you have to do it by pumping a handle back and forth. In some hydraulic cases the handle is telescopic and allows 2-stage pumping - in other words you start out pumping with little or no resistance and the jaws move quite quickly but when the material you're cutting begins to resist your efforts, the handle suddenly becomes easier as the second stage kicks in but closure is a lot slower - it's exactly the same as any gearing mechanism - when the hill gets steeper your peddling gets easier but faster. Tools like the *Holmatro* and *Libervit* have a handle that rotates 360 degrees to allow pumping in any position. This is very important because in a wrecked vehicle you often don't have the luxury of choosing where the head is positioned. The *Weber/Genesis* tool is slightly different since it has a handle on each side - either one of which can be used to provide power depending on accessibility or use them both in a 'bellows' action.



The **ADVANTAGES** of a self-contained, hand-powered hydraulic rescue tool are fairly obvious:

- Lightweight (relative to powered hydraulics)
- Low Bulk - easy to stow on rescue vehicle/boat
- Never runs out of fuel/electricity
- Virtually no noise
- No exhaust fumes
- No trailing hoses or cables
- Simple to use - no hoses to connect or switches to throw!
- Intrinsically safe (aside from accidental metal to metal contact-in which case, *Enerpac* has an ATEX version of their wedge).
- Can operate under water, in/under grain/silo product etc.

The **DISADVANTAGES** are also reasonably obvious:

- Slow action compare to powered tools
  - Smaller tools so less able to deal with large & hard metals
  - Combi-tools can be bulky due to integral handle and pump.
- Just to qualify that last statement it should be remembered that any discussion of self-contained hand-powered hydraulics being smaller and lighter only refers to the whole powered package including the hoses and petrol/gas generator. The rescuer actually using the tool wouldn't care if the genie was a miniature whisper pump or a giant industrial model able to power a small city as long as the tool is manoeuvrable and copes well with its task. But taken as a whole, the full size hydraulic tool, hoses and generator represent considerably more weight, bulk and cost than the hand powered alternatives. There are exceptions of course. The diminutive electric-powered *Ogura* tools for instance are almost as light, faster and more powerful than hand tools and therefore represent an excellent alternative to full-size packages. However, they still have the problem of running out of battery power and not operating under water! Hand-powered hydraulic tools have always been a distinctly



# SELF-CONTAINED HAND HYDRAULIC TOOLS

under-used resource primarily because, under normal circumstances, battery is a much quicker option with greater capabilities and a huge range of tools. But when it all goes wrong, disasters are where they come into their own. They can be shipped easily to any part of the world because there is no fuel needed. When you unload them after months of (dry!) storage, they'll still work as well as the day they were packed and if you need to be working in a monsoon or in floods or a sandstorm they'll continue to do their job well. Combi-tools offer cutting, spreading and lifting in building collapses, floods, gaining entry, on-board ships & aircraft, in confined spaces and on rapid response vehicles arriving at a scene ahead of the better equipped trucks. The *Holmatro HCT5114* which we used operationally with great success, the veteran *Hurst Unitool*, the rarely seen *Libervit Multitool28* and the *Weber Vario* are extremely capable tools and highly recommended for disaster response teams and first responders. Since all of the hand-operated combi-tools are much smaller than their dedicated battery/hose brethren, the C and/or D pillars on a vehicle, with much larger cross-sections can tax the smaller rescue tools so we're really talking about fast-attack access rather than a full vehicle dismantling.

Wedge tools are superb for door-busting and getting into very tight gaps and initiating a lift or spread that can subsequently be taken over by a bigger combi,

spreader, airbag or jack (see separate GUIDES). Some use a socket wrench handle which has to be rotated rather than pumped and this can feel even slower than a handle with less leverage to assist you but wedges are only opening a short distance compared to a combi-spreader. *Eder's* forestry sector wedges are used to initiate a directional felling and *Enerpac* are an automotive/industrial company more used to separating flanges and joints than spreading car door hinges but we did see them in rescue back in the 80's and 90's and these more 'industrial' tools remain remarkably small, simple and robust. With so many remote/wilderness rescue teams getting involved in road rescue (if not already the primary agency in some areas) there is much to be said for considering hand-powered hydraulics from both a cost and maintenance point of view.

## CONCLUSIONS

The downside of course is speed of action. It takes frustratingly long to pump or wind that handle to open and to close. Never has the saying 'a watched pot/kettle never boils' been so apt. But that's the price you pay for absolute reliability in any weather under any conditions - no electrics to fry, no hoses to drag, no noise, no fumes in a confined space, no battery to decompose and catch fire and virtually no maintenance.



The Libervit Multitool 28 has a telescopic handle that makes stowage much easier



01457 869 999

PELIPRODUCTS.CO.UK



<p><b>IMAGES NOT TO SCALE</b>                  £\$€ = Currency Conversion Only-excludes duty, taxes, shipping etc.                  ● = Partial Feature/OK but not ideal                  ◻◻◻ = Option                  N/A = info Not Available/not given                  Str-Curve= Straight section ahead of curve</p>				
<b>COMPANY</b>	<b>EDER</b>	<b>EDER</b>	<b>ENERPAC</b>	<b>ENERPAC</b>
<b>MODEL</b>	<b>Titan 50</b>	<b>Titan 80</b>	<b>SWI5TI-S</b>	<b>SWI2025TISTDEX</b>
<b>TYPE</b>	WEDGE SPREADER	WEDGE SPREADER	WEDGE SPREADER	WEDGE SPREADER
<b>ORIGIN</b>				
<b>COST inc tax /VAT</b>	£540 \$ €	£840 \$ €	£ \$2579 €	£ \$45875887 €
<b>WEIGHT Basic Tool</b>	1.6kg / 3.5lb	5.6kg / 12.3lb	10.5kg / 23.1lb	9.2517.6kg / 20.4 39lb
<b>HANDLE TYPE</b>	Socket Handle*	Socket Handle*	Lever	Lever
<b>LENGTH</b>	240-340mm 9.4-13.4"	410-570mm 16.1-22.4"	404mm 15.9"	464mm 18.3"
<b>WIDTH</b>	118mm 4.6"	170mm 6.7"	163mm 6.4"	152mm 6"
<b>DEPTH</b>	72mm 2.8"	90mm 3.5"	n/a	n/a
<b>LIFT CAPACITY t=US Ton</b>	147kn 16.5Ust	245kn 27.5Ust	77kn 8.7Ust	240kn 26.9Ust
<b>INSERTION HEIGHT</b>	20mm 0.8"	20mm 0.8"	6mm 0.24"	6mm 0.24"
<b>SPREAD HEIGHT</b>	50mm 2"	80mm 3.15"	100mm 4"	104mm 4.1"
<b>WORKING PRESSURE</b>	Mechanical	Mechanical	700 Bar 10K psi	700 Bar 10K psi
<b>ROTATE HEAD HANDLE</b>	- 360°	- 360°	- 360°	-360°
<b>IN-WATER USE</b>	●*	●*	■	■
<b>NOTES</b>	Dims exclude handle. * 3/8 or 1/2" impact wrench - Can also be operated via battery driver.*Lubricate after being wet.	Dims exclude handle. * 3/8 or 1/2" impact wrench - *Lubricate after being wet. See Battery Special Tools for powered-remote control versions		
<b>WEBSITE</b>	eder-maschinenbau.de	eder-maschinenbau.de	enerpac.com	enerpac.com

**KEYTO TABLES**

As with all cutting and spreading tools, the largest or highest figures are not necessarily the best for the job. Cutting and spreading strengths vary radically from the tips to nearer the fulcrum or union. The cutting codes for CE and NFPA certification given below are by far the BEST way to gauge the true abilities of a tool.

**All force figures are given in KiloNewtons and US (short)tons**

Any use, feature, accessory or component that is inherent in the tool is shown as a solid coloured square ■■■■■ If it's an option it is shown as an outline square ◻◻◻◻◻

A circle ●● in the 'USE' columns indicates that the feature is only partially present and/or is OK but not ideal.

A model variant is shown in cyan and any features or specifications that differ from the standard are also in cyan.

**ORIGIN:** The company's home country, not necessarily the country of manufacture which is indicated by an inset flag or two equally sized flags if the tool is made in both countries as is the case with *Holmatro and Weber*.

**COST:** As usual, for the overt rescue manufacturers, this is clearly an official secret within the industry. This is because the cost of one tool is vastly different to the cost of multiples

that they sell to entire fire services. But this is the same situation for virtually every piece of equipment we ever have in **TECHNICALRESCUE** where we always quote the single item cost on the understanding that any bulk purchase will of course be a lower figure. The prices that are shown are a rough guide only & include local taxes/VAT. They vary with exchange rates, extra taxes etc. We usually round up to the nearest Pound£/US Dollar\$/Euro€. Cost is for basic model with included accessories indicated by a solid square in the appropriate column (optional extras being an outline square). In the case of *TNT* the cost includes two batteries and a charger but tools are normally costed without batteries and chargers.

**DIMENSIONS:** The Length of tool ready to work x by the width which is usually dictated by the union of the head but sometimes by the handle x the height which is the height off the ground if you lay the tool down and is usually dictated by either the handle or the battery if it is top-mounted.

**CUT FORCE:** Is the maximum *theoretical* force possible but not quoted by all because the EN and/or NFPA classifications cover this more accurately. Indeed, one or two manufacturers flat-out refuse to quote it because they feel it is a misleading figure. Our figures are in kN (KiloNewtons) and US (Short) Ton. There are

				
<b>ENERPAC</b>	<b>PETOL (GEARENCH)</b>	<b>PETOL (GEARENCH)</b>	<b>RENUQUIP</b>	<b>RENUQUIP</b>
<b>FSC14</b>	<b>'POP-IT' P95-525</b>	<b>'POP-IT' PHD0535</b>	<b>FSW9</b>	<b>WJ19P</b>
WEDGE SPREADER	WEDGE JACK	WEDGE JACK	WEDGE SPREADER	WEDGE JACK
				
£ \$ €	£ \$1390 €	£ \$3000 €	£ \$ €	£ \$ €
9kg / 19.8lb	5kg / 11lb	15kg / 33lb	5.5kg / 12.1lb	9.5kg / 20.9lb
Lever	Lever	Lever	Socket Handle	Lever
468-508mm 18.4-20"	289mm 11.39"	00mm 00"	290mm 11.4"	450mm 17.7"
00mm 00"	249mm 9.8"	00mm 00"	160mm 6.3"	135mm 5.3"
74mm 3"	94mm 3.7"	00mm 00"	80mm 3.1"	105mm 4.1"
118kn 14USt	44kn 5USt	*133kn 15USt	*94kn 10.5USt	183kn 20.5USt
6mm 0.24"	1.5mm 0.06"	12.7mm 0.5"	6mm 0.24"	9.5mm 0.37"
80mm 3.16"	133mm 5.25"	*12.7-216mm 0.5-8.5"	81mm 3.19"	67.5mm 2.66"
700 Bar 10K psi	Mechanical	Mechanical	Mechanical	700 Bar 10K psi
- 360°	- 360°	- 360°	- 360°	- 360°
				
	strike plate on rear to 'force' a gap	*Greater lift weight decreases the available lift height	Also available as a hydraulic version as per the WJ19P	
enerpac.com	petol.com	petol.com	renquip.com	renquip.com

1.10 US short tons to a UK ton and to the metric ton (or tonne). **CUT OPENING:** The maximum distance the cutter blades will open but don't forget that this does not equate to the material that can be cut as the max opening provides the least power. Check out the round bar cutting figure for more accurate interpretation of cutting prowess.

**ROUND BAR:** According to NFPA (and/or EN cut classifications) (see table on page 33) this is the max size of round bar that can be cut as a prescribed material with a specified Rockwell Hardness so that all tests are comparable.

**INSERTION HEIGHT:** The minimum clearance required to get the tool in and initiate a lift/push. The *Eder Titans* will fit a few mm gap but quote 20mm to initiate a full power lift.

**MAX SPREAD FORCE:** Is the maximum *theoretical* force possible but only near the fulcrum not the tops at the opposite end. The closer the tips you start the spread/lift the lower the available force. This is not quoted by all because the EN and/or NFPA classifications cover this more accurately. Indeed, one or two manufacturers like *Weber-Rescue* flat-out refuse to quote it because they feel it is a misleading figure which is a fair point. Some of the max figures quoted may therefore be the same as the upper range limit but *in theory only* they could lift/spread a


much higher amount. Our figures are in kN (KiloNewtons) and **US (Short) Tons**. There are 1.10 US short tons to a UK/metric ton (or more accurately tonne).

**MAX PULL FORCE & DISTANCE:** Holes near the ends of the jaws can have a chain fitted - one to an anchor and one to the item to be pulled. As the jaws are closed a pull force is exerted and the object can be moved. This used to be common with a dash-roll or displacement but not so much these days. Due to leverage forces, the longer the jaw the lower the pull force.

**SPREAD DISTANCE:** The maximum distance the jaws will open but don't forget that the closest to the tips provides the least power.

**FEATURES: TIPS:** may describe the type of tip integral to the tool or the options for detachable tips

**ROTATE HEAD/HANDLE:** Either the *blade* or the handle can rotate for better access to the cut or the handle will extend around the tool by 180, 270 or 360° to allow it to be used in any position.

**IN-WATER-CAPABLE=**  The tool/battery can be used underwater - it is not just water resistant to heavy rain.

 The tool will work but will need post-use maintenance.

IMAGES NOT TO SCALE  
**OTHER TOOLS IN RANGE:**  
■ = Combi ■ = Cutter ■ = Ram  
■ = Special Tools  
● = Partial Feature/OK but not ideal  
  = Option  
**N/A** = info Not Available/not given  
**Str-Curve**=Straight section ahead of curve



COMPANY		AOLAI	AOLAI	HOLMATRO	HOLMATRO
MODEL		GYJK-31-33/20-10	GYJK-72-30/22-B	HCT 5114 ST	HCT 5111
TYPE		COMBI-TOOL	COMBI-TOOL	COMBI-TOOL	COMBI-TOOL
ORIGIN					
COST inc tax / VAT exc Battery		N/A	N/A	N/A	N/A
WEIGHT Basic Tool		10.2kg 22.5lb	11.8kg 26lb	9.2kg 20.3lb	8.8kg 19.4lb
HANDLE TYPE		Lever	Lever	Telescopic Lever	Telescopic Lever
DIMS	LENGTH	735mm / 29"	810mm / 31.9"	583mm / 23"	529mm / 20.8"
	WIDTH	212mm / 8.3"	205mm / 8"	276mm / 10.9"	275mm / 10.8"
	DEPTH	146mm / 5.7"	176mm / 6.9"	193mm / 7.6"	192mm / 7.6"
CUT	EN 13204 CLASS	-	-	BK33/362-E-9.2	BK48/281-E-8.8
	EN CUT CLASSIFICATIONS	-	-	-	1E 2E 3E 4E 5E
	NFPA CUT CLASS	-	-	A5 B5 C5 D6 E4 F3	A5 B5 C5 D6 E4 F3
	CUT FORCE	-	-	268kN 30.1Ust	268kN 30.1Ust
	CUT OPENING	-	-	277mm 10.9"	196mm 7.7"
	ROUND BAR	20mm 0.8"	24mm 0.9"	-	24mm 0.9"
SPREAD	EN SPREAD CLASSIFICATION	-	-	-	-
	NFPA SPREAD CLASS	-	-	-	-
	EN SPREAD FORCE RANGE t=US Ton	-	-	33-1350kN 3.7-152 Ust	48-1350kN 5.4-152 Ust
	NFPA FORCE RANGE t=US Ton (at/near tips)	-	-	-	40-52kN 4.5-5.8 Ust
	MAX SPREAD FORCE (Theoretical) t=US ton	-	-	1350kN / 152 Ust	1350kN / 152 Ust
	SPREAD DISTANCE	160mm 6.3"	255mm 10"	362mm 14.25"	281mm 11"
PULL	PULL FORCE RANGE/MAX (THEORETICAL MAX) t=US ton	-	-	-	-
	MAX PULL DISTANCE	-	-	-	-
	MAX SQUEEZE FORCE t=US ton	-	-	34kN 00 Ust	44kN 00 Ust
WORKING PRESSURE		720 Bar / 10.4K psi	720 Bar / 10.4K psi	720 Bar / 10.4K psi	720 Bar / 10.4K psi
FEATURES	TIPS	FIXED	FIXED	FIXED	FIXED
	ROTATE HEAD/HANDLE	360° -	360° -	- 360°	- 360°
	LED LIGHTS	-	-	<span style="color:yellow">■</span> x6	<span style="color:yellow">■</span> 6
	IN-WATER USE	<span style="color:blue">■</span>	<span style="color:blue">■</span>	<span style="color:blue">■</span>	<span style="color:blue">■</span>
NOTES		Extreme grip spreader tips. On-tool charging. Stepless speed maximisation	Extreme grip spreader tips. On-tool charging. Stepless speed maximisation	Extreme grip spreader tips. On-tool charging. Stepless speed maximisation	Extreme grip spreader tips. On-tool charging. Stepless speed maximisation
WEBSITE		aolai.com	aolai.com	holmatro.com	holmatro.com

# HAND HYDRAULIC COMBITOOLS

				
<b>HURST/LUKAS (IDEX)</b>	<b>HYDRAM</b>	<b>LIBERVIT</b>	<b>WEBER</b>	<b>WEBER/GENSIS</b>
<b>Unitool SC 250M</b>	<b>CHECM 275</b>	<b>Multitool 28</b>	<b>HandVario RIT-Tool</b>	<b>HandVario SPS270H</b>
<b>COMBI-TOOL</b>	<b>COMBI-TOOL</b>	<b>COMBI-TOOL</b>	<b>COMBI-TOOL</b>	<b>COMBI-TOOL</b>
				
N/A	N/A	N/A	N/A	N/A
11.9kg 26.2lb	11.9kg 26.2lb	10kg 22lb	11.1kg* 24.4lb	9.8kg 52lb
Lever	Articulating Lever	Telescopic Lever	'Bellows' handles	'Bellows' handles
850mm / 33.47"	750mm / 29.5"	630mm / 25"	695mm / 27.3"	682mm / 26.8"
190mm / 7.49"	210mm / 8.25"	230mm / 9"	192mm / 7.6"	192mm / 7.6"
158mm / 6.23"	185mm / 7.3"	190mm / 8"	161mm / 6.3"	152mm / 6"
-	-	-	G BK25/280G-11.1	G BK26/270G-9.8
-	-	-	1H 2G 3G 4H 5G	1H 2G 3G 4H 5G
A6 B6 C6 D7 E7	-	-	A6 B7 C6 D7 E7 F3	A6 B7 C6 D7 E7 F3
261kN / 29.3Ust	237.8kN / 26.7Ust	280kN / 31.4Ust	-	-
26mm 1"	25mm 1"	-	215mm	221mm / 8.7"
-	-	-	28mm / 1.1"	28mm / 1.1"
-	-	-	-	-
34-405kN 3.8-45.5 Ust	-	-	25-1175kN 2.8-132 Ust	26-534kN 2.9-60 Ust
23.5-28kN ■ 2.6-3.15 Ust	-	-	-	-
34kN / 3.8 Ust	51kN / 5.7 Ust	41kN / 4.6 Ust	1175kN / 132 Ust	534kN / 60 Ust
308mm 12.1"	275mm 0"	200mm 8"	280-380*mm 11-15"	270mm 10.6"
-	-	-	40kN 4.5 Ust	32 kN 3.6 Ust
-	-	-	320mm 12.6"	380mm 15"
-	-	-	-	-
700 Bar / 10.1K psi	700 Bar / 10.1K psi	300 Bar / 4.5K psi	700 Bar / 10.1K psi	700 Bar / 10.1K psi
FIXED	FIXED	DETACHABLE	DETACHABLE x4*	FIXED
- 360°	-	360° 360°	360° -	360° -
■	-	-	-	-
■	■ 100m/328ft	■	■ 25m/82ft	-
Hurst E3 range is waterproof & can use EWXT IP68 battery. 5Ah battery reduces length by 20mm. 'Hero' graphics option	-	Comes with transport bag & sling	*Wt inc spreader tips. *Door opening, spreader, long and pulling tips	-
lukas.com jawsoflife.com	hydram.com	libervit.com	weber-rescue.com	weber-rescue.com genesisrescue.com



# 'hydraulic' BATTERY-POWERED RESCUE TOOLS

Holmatro Battery

Lukas Saltwater battery

**W**e continue to use the generic term 'hydraulic' for these types of vehicle extrication tools because the vast majority use electricity to power a hydraulic pump but some do not. However, since that direct electric drive function hasn't really caught on beyond the P-16/P4 models we're safe to continue using the term.

We will discuss some of the history on the next pages, for now, we can accept that battery power has come of age and been accepted by most to be the way of the present and future as we see hose-fed hydraulics, but more specifically, liquid-fuel generators, start to take a back seat. Indeed *Amkus* in the US have ditched hose-fed hydraulics altogether and now sell ONLY battery tools. Initially, battery power was met with the same scepticism given to our ambulance service colleagues in the UK's Lake District who experimented in 2023 with a jet pack for rapid response - that's jet-packs as in flying humans and it really works but I bet it doesn't take 20 years for this to become the norm. It's more likely to be personnel-carrying drones but one-or-two person flying at any rate. With battery technology having only now reached the stage that quite small units can offer significant amp-hours/watt-hours, most designs use an on-board detachable battery.

## WATERPROOF

All are water resistant to a degree but some are water proof and can be used underwater - the *Holmatro*, *Lukas/Hurst* models can be used under fresh and saltwater as can *Weber* with the addition of a small battery case (pic left) . *Weber/Genesis* even have an add-on dive bag with pressure-relief valve (pic right) that makes any battery tool waterproof and usable under water.



## BESPOKE & TRADE BATTERIES

Something we haven't seen quite so much is integrated on-board rechargeable because it's quicker in the field



to simply swap out batteries mid-job and carry on (though some, like *Holmatro*, offer on-tool charging while the tool is not being used). Some also offer backpack batteries which takes weight off the tool-in-hand and is usually a higher capacity than smaller on-board batteries. We've seen chainsaws and other such cutting equipment go further down this high-capacity backpack road to provide increased duration when you're in a tricky environment (like up a tree or part way down a cliff) so it certainly has merit for rescue. Only the original stalwart *Powerhawk* with it's 12v, *Libervit* with its hard and soft-pack options housing a 48v battery system and *ResQtec* with their similarly designed hardpack have



made the leap and in the case of the latter, did so in addition to a handy on-board battery option.

The trade tools that dominate the battery market also pioneered other features of use in rescue tools, not least LED lighting of the immediate work area. Screwdrivers and drills had been doing it for a while so it was an obvious next step when *Holmatro* introduced it first into their hose-fed hydraulic range and now have six sets of LEDs in their forward handle. The *Genesis/Weber* model below shows four sets of LEDs at the front of the rear handle while others like *ResQtec* and *Lukas* entry tools, opted to follow the firearms market and place a rail-style detachable LED on the rear handle.

### SIZE MATTERS

Perhaps the most surprising thing about battery tool development is that our original concerns about the *Beaver* and *Gorilla* tools being too long to be easily manoeuvred within the confines of a crashed vehicle obviously weren't shared by the manufacturers (although dedicated peddle cutters later addressed at least part of this problem). The ability to swivel the head or the handle gives at least some options in manoeuvrability but on the whole, tools have got larger and bulkier rather than smaller. This is partly because that's what is required to produce a tool powerful enough to compete with hose-fed hydraulics and partly because the handle and the battery have simply got to go somewhere.

*Holmatro* have addressed this by slim-lining their entire tool and producing a bespoke curved battery to match that slim profile though it too remains quite a long tool while the *TNT-Rescue* model increased duration (and bulk) by having batteries mounted on both side of the motor housing. That's quite a wide profile at the back end. We thought the *P16/P4* or the *Ogura* style hand-drill models might have caught on more but clearly the performance requirements have taken the standard battery tools down the more conventional size route although *Malkita's* powerful backpack battery could address endurance issues?

### POWERHAWK, JUNKERS & OGURA LED THE WAY IN THE 90s

In the days before on-board batteries were powerful enough to do the job, two companies pioneered battery rescue tools: - *Curtiss-Wright* in the US, better known for making flight control systems for fighter jets and *Junkers* in Germany, also better known for their aircraft. *Curtiss-Wright* introduced the *Powerhawk P-16* and *Junkers* introduced the *Beaver* cutter and the *Gorilla* spreader. They both used power leads from the tool to a battery - *Powerhawk* with it's quite bulky umbilical to a heavy 12v car battery in a backpack (or indeed, any car battery that's in the vicinity) and *Junkers* with a much smaller motorcycle battery to

IMAGES NOT TO SCALE

## BATTERY RESCUE TOOLS

its *Beaver* and *Gorilla* dedicated cutter and spreader. *Junkers* used electricity to drive a hydraulic action so is perhaps more indicative of what was to come while the *Powerhawk* used what was effectively an aileron from an F16 fighter to provide an all-electric drive with no hydraulics. This was and still is, a short stocky tool with a unique replaceable jaws system so we had a parrot beak cutter, a spreader and a combi blade that could be switched in and within seconds, maybe a minute if the locking pins were stiff. It also came with a ram that had part of the cylinder exposed so that you could put spreaders under the lifting core and 'drive' it up as if it were a hydraulic ram with a locking collar

to capture the progress. The *P-16* is still sold under the *Power Hawk Technologies, Inc.* name (now owned by *Snap-on, Inc.*), and have since introduced the *P-16X* - which still uses the same F16 fighter jet, replaceable jaw technology but has an on-board battery as well as the option of connecting to outside 12V DC vehicle batteries. *Power Hawk* previously collaborated with Dutch company *ResQtec* (who used to be *Zumro* under the brilliant helm of the original hydraulic tools innovator Axel Maarschalk) to produce the *P4*, with *Power Hawk's* actuator technology and *ResQtec's* on-board battery

(or optional backpack). *ResQtec* also introduced the equally non-hydraulic but more conventional looking *EDD-FX* series (right) which is the same electric-only, rather than hydraulic pump, concept but a little slicker. We used both the *P16* and *Junkers* kit operationally for many years at a time when their competition was the hose-fed hydraulic systems from generators creating a lot of noise, tool-travel restriction and fumes. Battery tools were largely dismissed as 'toys' despite their obvious advantages and capabilities so hose-fed tools were unopposed in the market for far longer than we expected. Some would argue (rightly) that if they want to maintain the 'grunt' of a hose fed tool they can simply switch to a battery generator and this is a fair compromise but hoses and sheer size of tool can still be a problem. Enter another battery tool we started using in '97 which really 'miniaturised' rescue tools - the excellent *Ogura* system from Japan. *Ogura* were the first to use readily available 'trade' batteries; in this case a 12v *Makita* hand-drill powering a hydraulic pump to feed a miniature 4 tonne cutter, spreader or re-bar cutter via a short hydraulic



hose. Only this morning, I used a long retired set from 25 years ago to lift a quarter tonne concrete slab. It is little changed today except using 18v Makita batteries and with heads directly attaching to the drill/pump. Their HRS still has the option of an extension hose which is very useful in getting the smallest spaces. The longevity of the Ogura and Powerhawk are testament to just how good these first battery tools were. Junkers suffered from being too long for easy manoeuvring inside vehicles and confined spaces because it had a fixed head and handle while the P-16 could rotate it's head to get into tight spaces and this is something taken on board by the latest battery tools where either the handle or the head or both can rotate for easier access. Nevertheless, most tools retained the longer body of the Junkers which evolved into the Lukas (or Weber?) range of tools. Because Junkers, Ogura and Powerhawk were seen as quirks of the industry rather than a portent of things to come, it wasn't until the turn of the century when Holmatro introduced their short-bodied, doodle-bug style model powered by a readily available DeWalt 24v battery that we really began to see some progress in the rescue industry as the ability to use a common power source caught on. Even then it has taken another 20 years for fire departments to truly be considering them as 'instead of' conventional tools rather than 'in addition to'.



and readiness to perform, these will be a real bonus. On the downside, if you've seen the Terminator films you'll know that this is how the machines ultimately take over the world so make sure your online security systems are up to date and able to resist hacking. Talking of battery management, remember that modern Lithium ion batteries DO NOT have an infinite life, they will all provide somewhere between 100 discharges/recharges to over 500 and perhaps much more for the highest quality but whatever it is, there is limit and if you fail to manage the storage and charging of batteries they will decline in performance sooner rather than later. . It is worth seeking maintenance and likely discharge and cycling information when choosing a tool range and if there is a management tool available, invest in that too.



**SMART/APP CONNECTIVITY**

It is already the case with battery tools that you get far more visual indicators of performance and function change than the old days - this may just be the battery charge status with green or red LEDs, usually on the battery but can extend to a dashboard style array of indicators like the WiFi enabled Lukas/Hurst E3 panel on the right and Weber's above that, to help you better control your cut/spread/pull placement and remaining work time. Pretty soon you'll be confronted with a fighter pilot-style array of lights and pictograms. This one includes a water icon to show that you've actually got a saltwater-proof battery attached and a temperature gauge. On from this, Lukas and Hurst and latterly Weber and Genesis have adopted a mobile or app-driven feature that allows their tools to be individually monitored for status, performance and inventory. Libervit's giant wrist watch style monitoring system on the right is another useful innovation. This won't be everyone's cup of tea, particularly on the front line where any technological advance is greeted with scepticism but from a maintenance and management point of view and hopefully continuity of charging



**CROSSOVER FROM THE ARB INDUSTRY**

We've already mentioned the Makita multi-battery series pack and their 40v pack servicing two external batteries but two specialist companies known to rescuers are Husqvarna and Stihl which many rescue agencies use for reciprocating and quick-cut/circular saws as well as chainsaws. They not only have their own bespoke battery systems they also have excellent backpacks. Some of these battery platforms are crossing over into other relevant rescue products - Husqvarna for instance can now be used in Skylotec/Actsafe's powered ascenders so watch this space in terms of crossover into 'hydraulic' rescue tools. Stihl too are the power source for powered ascenders from Eder Machinbau. The downside of all of these bespoke systems is the increased cost and availability compared to off-the-shelf batteries but there is no doubting their high quality and fitness for specific purposes. The rescue sector can be rightly proud to have led the way in underwater battery tools. We will see more long-duration back-pack options in the coming years like Libervit's BAS on the right and there will be a time when submersible, direct-connect batteries will be the norm.

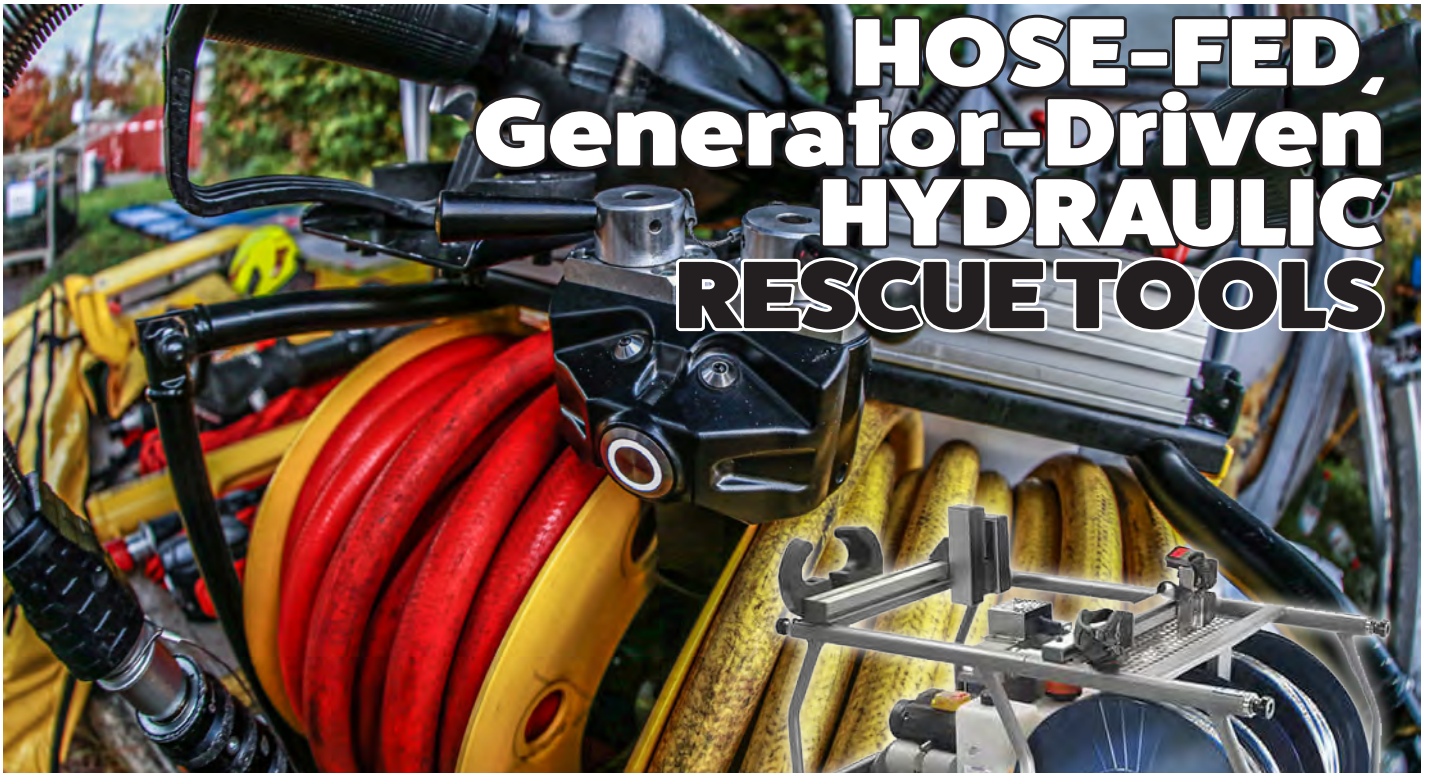


**COMMON TO ALL COMBIS, CUTTERS, SPREADERS, RAMS & SPECIALS.....**


The tool length, width or height and weight are all WORKING spec so they include the battery. Many companies quote figures without the battery so at first glance seem lighter but when added, it has a significant affect on both the physical size and weight of a tool when in use. As with all cutting and spreading tools, the largest or highest figures are not necessarily the best for the job. Cutting and spreading strengths vary radically from the tips to nearer the fulcrum or union.







**B**efore battery there was hydraulic fluid being pumped into the tool's cylinder via a petrol/gas driven generator. There still is! Despite this magazine's 40 year crusade towards battery power, the fact remains that the majority of our own editors and contributors continue to use hose-fed hydraulics in some form or other - often alongside battery alternatives and increasingly, instead of. But for the most part - the hose - fed hydraulics remain a stalwart of many a fire 7 rescue service/dept. In some cases there's a fusion of battery powered generator pushing the hydraulic fluid through hoses so that the noise and fumes of a generator are negated while retaining the power and longevity of traditional hose-fed hydraulics. Take that element away though and there is little to no difference between the two types of tool. Indeed, next year sometime we intend to combine the two sets of tools into common tables containing both battery and hose-fed tools in the same tables for each class of tool. But for now, we'll keep them separate hoping that, by the time we get to it, other manufacturers may follow the lead of *Amkus* and put all their eggs into the battery basket. That's quite a bold move for a name synonymous in the US with hose-fed hydraulic rescue tools.



'snaggability' of a double hose system but of course, there's a financial implication for these smarter, more convenient systems. Hose management is an important colleague skill - the tool operator should never have to manage his/her own hose lines and when they move to a new position they expect to do so unhindered. We have traditionally been able to say that hose fed systems offer much greater power and the longevity to see you through an entire, complex and convoluted vehicle rescue when batteries would have long ago given the ghost - either ran out of power or didn't have the grunt in the first place. That's no longer so much of an argument as battery power increases and durations see you through just about everything you will encounter in a normal working day. So what's driving the decision of so many to stick with hose-fed hydraulics? It's simple - 1) the sheer cost of swapping all those existing, perfectly functional tools for battery systems and 2) the simplicity of and existing training towards the generator and hose systems. You might think that battery is simple but there is a significant maintenance issue with battery charging and inventory that can be mitigated by a smart charging system and app-driven inventory but that is again an added cost. At a time when stations and even whole fire departments in the US are closing due to budget caps anything that costs you money or conversely, saves you money has to be considered. There will come a time in the not too distant future when battery become the cheaper option but that is not quite yet.

There will be a separate Guide to petrol and battery powered generators in which we can cover the generics of using hose-fed hydraulic tools. Here, we need only mention the logistics of handling tools that are connected to quite substantial hoses - there have always been two hoses - one to push hydraulic fluid into the tool and the return hose drawing it back but some like *Holmatro* run the second hose INSIDE the larger first hose - they call it *Core* and it reduces the sheer mass, the drag and the

**UPDATED Feb '26**

# Hydraulic & Mechanical Hose-fed & Battery COMBI-TOOLS

IMAGES NOT TO SCALE

www.rescuemagazines.com



of each blade. But not all. A few variances are the entry tools like the blue *Lukas/Hurst* tool on the right which we'll come to later and the *Scorpe* tool below it in green/black which has a US-style curved cutting blade (parrot-beak) as does the Dutch *ResQtec G4*, These have two quite small spreader tips set towards the back edge of the blade. It has to be that far back to allow the parrot beak to close fully due to the curve. This parrot beak is generally preferred in the specialist cutter



## COMBINATION CUTTING & SPREADING

What sets a combi tool apart from dedicated cutters and spreaders? A combi is a combination cutter and spreader on the same set of blades - almost always this is a straight cutting blade with serrated edges operating in a scissor action with flattened ends that perform the spreading or squeezing function. Some major on the spreading with cutting as a secondary function - you'll know from the blade design. Some will have the means to add specialist or larger tips to the end via push-pins. Most dedicated cutters have a parrot-beak design that grasps the material being cut whereas straight blades like combis can squeeze harder materials along the blade before they're severed causing you to re-site for a second bite. There is no question that a combi-tool rarely, if ever, performs either cutting or spreading as well as the best dedicated tools but for that entire first 1/3 's of performance bandwidth, combi-tools can hold their own and are most often the tool of choice simply because you only need the one. They fit easily into the smallest of response vehicles or even response drones..... you'll see.




### BLADE/JAW DESIGNS

Combi tool blades are almost all straight blade, scissor action cutters with a spreader tip at the end



Left: Weber's hose-fed and battery systems are uniquely interchangeable - you can use the same head on either generator attached hoses or a battery. That's versatility!

blades because it grabs and holds difficult to cut, harder bar material rather than spit it out as straight blades can. Straight blades overcome this to some extent by having a serrated or scalloped blade rather than perfectly straight shear blades and this helps to grip hard bar materials. We don't see quite so much of the pivot-point notch design that we see in handheld pliers and multitools where the strongest part of the jaw, deep into the mouth of the tool, has a notch for cutting harder wires. Some appear to have an obvious rebate or curve near the blade union but some are more indicative of the blade's design requirement to rotate around a wide hub than a hard-bar cutting notch. Nevertheless, as with all blades, the highest strength is closest to this union with strengths for cutting and spreading dropping off significantly as you get towards the tips. You would therefore always try to cut hard materials within the first quarter of the blades length. Some tools have the spreader tips as a 'bolt-on' or detachable feature which gives the cutting blade better access to make a deeper cut and some are additional spreading length to an integral spreader tip like the *Holmatro Pentheon* in the title image above. Virtually all of the regular straight blade combi tools have attachment holes for pulling chains or



# COMBI-TOOLS

shapes are lighter and, possibly as a coincidence, can give you a slightly improved view of the area beneath the section of bar or material you are cutting/spreading.

## ENTRY TOOLS

Many brands have an entry tool intended for law enforcement and military applications but are just as applicable to a medical team trying to get to an incapacitated casualty in their home. Often called RIT for Rapid Entry Tool we cover these in SPECIAL TOOLS on page -- but like hand-hydraulics, most are combi-tools rather than dedicated cutters or spreaders. The tips are designed to be door-busters where one half of the blades stays anchored to a surface/wall while the upturned blade edge tries to get into the best gap it can fit and force the door away from its lock(s) or in some cases the hinges which can be significantly weaker (held just by screws) than a lock designed specifically to resist being forced. Regular spreaders are too large but some combi-tools can be used if they can take specialist tips like the *Lukas 358* Combi-tool below which otherwise have tips that won't easily fit a door gap. Regular spreaders tend to push the door against its hinge/lock rather than forcing the door outwards away from the jam. Entry tools are not intended for vehicle extrication but with a cutting surface as well as modified spreading they can achieve far more than a hand tool or no tool at all. We have a separate Guide for Special Tools.

stabilising plates. Again, combi tools tend not to have the strength or the pull-distance of the much larger dedicated spreaders but the whole point of a combination tool is to give you a bit of both capabilities and while it is often the spreading that lags a little behind dedicated tool capabilities it is the cutting blades that tend to be taxed more

by modern car capabilities. Spreading and pulling requirements have remained reasonably constant while cutting requirements continue to increase with harder and harder materials and construction. The various indents and cut-aways that you see with some blades is simply a means to concentrate strength in certain areas of the blades and reduce weight in others. Those like the *Weber/Genesis* blades that have complete cut-away



# LANCO

TentTech · DeconTech · FlexTank



**UPDATED Feb '26****IN THE FOLLOWING TABLES.....****COMMON TO ALL COMBIS, CUTTERS, SPREADERS, RAMS & SPECIALS.....**

The tool length, width or height and weight are all **WORKING** spec so they **include the battery**. Many companies quote figures without the battery so at first glance seem lighter but when added, it has a significant affect on both the physical size and weight of a tool when in use. As with all cutting and spreading tools, the largest or highest figures are not necessarily the best for the job. Cutting and spreading strengths vary radically from the tips to nearer the fulcrum or union. The cutting codes for CE and NFPA certification given below are by far the **BEST** way to gauge the true abilities of a tool.

**All force figures are given in KiloNewtons and US (short)tons**

Any use, feature, accessory or component that is inherent in the tool is shown as a solid coloured square ■■■■

If it's an option it is shown as an outline square □□□□

A circle ● in the 'USE' columns indicates that this feature is only partially present and/or is OK for that purpose but not ideal.

A model variant is shown in cyan and any features or specifications that differ from the standard are also in cyan.

**TOOLS-IN-RANGE:** refers to the other types of tool available in this specific series of tools using this specific battery type.

■ = Combi ■ = Cutter ■ = Spreader ■ = Ram ■ = Special Tools

**ORIGIN:** The company's home country, not necessarily the country of manufacture which is indicated by an inset flag or two equally sized flags if the tool is made in both countries as is the case with *Holmatro's Pentheon*.

**COST:** As usual, this is clearly an official secret within the industry. This is because the cost of one tool is vastly different to the cost of multiples that they sell to entire fire services. But this is the same situation for virtually every piece of equipment we ever have in **TECHNICALRESCUE** where we always quote the single item cost on the understanding that any bulk purchase will of course be a lower figure. So, only TNT in the US have the confidence to quote a price and those will give you a very rough idea of where battery powered rescue tools sit in the price hierarchy.....not cheap! And the batteries are an expensive consumable as well - eg. a *Milwaukee M18* 5Ah battery can cost you £/\$/€200-300 though individuals could purchase through Amazon etc. and save a packet! The prices that are shown are a rough guide only & **include** local taxes/VAT. They vary with exchange rates, extra taxes etc. We usually round up to the nearest Pound£/US Dollar\$/Euro€. Cost is for basic model with included accessories indicated by a solid square in the appropriate column (optional extras being an outline square). In the case of *TNT* the cost includes two batteries and a charger but tools are normally costed without batteries and chargers.

**WEIGHT IN HAND:** Refers to the operational weight that the rescuer experiences in using the tool so it includes any on-board batteries but not necessarily any extras like clip-on lighting or different tips.

**WEIGHT of BATTERY:** is for the default battery supplied or preferred by the manufacturer. Those that use 'off-the-shelf' brands like *Milwaukee* and *DeWalt* may well be able to use either higher Ah models for greater capacity/duration or lower Ah for decreased cost and perhaps weight but less duration.

**BATTERY DURATION & RECHARGE TIME:** Work-time or duration is much trickier as it depends on the resistance of the material being cut/spread/squeezed, the temperature, the age of the

battery and even how meticulously you follow the recharge guidelines. Consequently some won't quote a figure at all and others are generous to say the least - consider most to be the absolute maximum with minimal workload. Tools last much longer carrying out hundreds of short duration cuts like the Genesis figure of <45mins compared to a few really long and hard cuts like *Holmatro's* minimum 11minute figure in like-for-like cutting/spreading their battery will match the highest time given by others cutting smaller and lighter materials. **Recharge time** can be more specific though it varies wildly between basic and high speed chargers. The time shown is for the charger supplied or preferred by the manufacturer.

**DIMENSIONS:** The Length of tool ready to work x by the width which is usually dictated by the union of the head but sometimes by the handle x the height which is the height off the ground if you lay the tool down and is usually dictated by either the handle or the battery if it is top-mounted.

**IN-WATER-CAPABLE=** ■ The tool/battery can be used underwater - it is not just water resistant to heavy rain.

● The tool/battery can be in heavy rain but not necessarily under water - refers mostly to hose-fed tools.

**TOOL/BATTERY IP.** Ingress protection for dust (first number) & water (second number) - IP54 resists water splashes, IP57 & 67 withstand inundation to 1metre, IP58&68 deeper than 1metre. Trade batteries like Milwaukee are not waterproof and tend not to quote an IP number because they are dependant on the tool to create an effective seal. Specialist batteries like Holmatro and Lukas are watertight (IP68) but you can safely assume that regular trade batteries are no more than IP54 so they are splashproof but certainly not submersible.

**WiFi DIAGNOSTICS:** ■ The tool and/or battery are linked to a mobile device to manage functions, servicing and inventory or ■ =can be hardwired to a laptop etc. for diagnostic analysis

**CUT/SPREAD/PULL/SQUEEZE FORCE:** Is a range or the maximum force from lowest to highest with the much higher single, theoretical figure underlined. Actual force parameters are verified by a CE and/or NFPA cut and spread test figure. Pull force is only possible if the tips can accept a chain or adapter tip. Combi-tools that are primarily cutters may not be designed to squeeze.

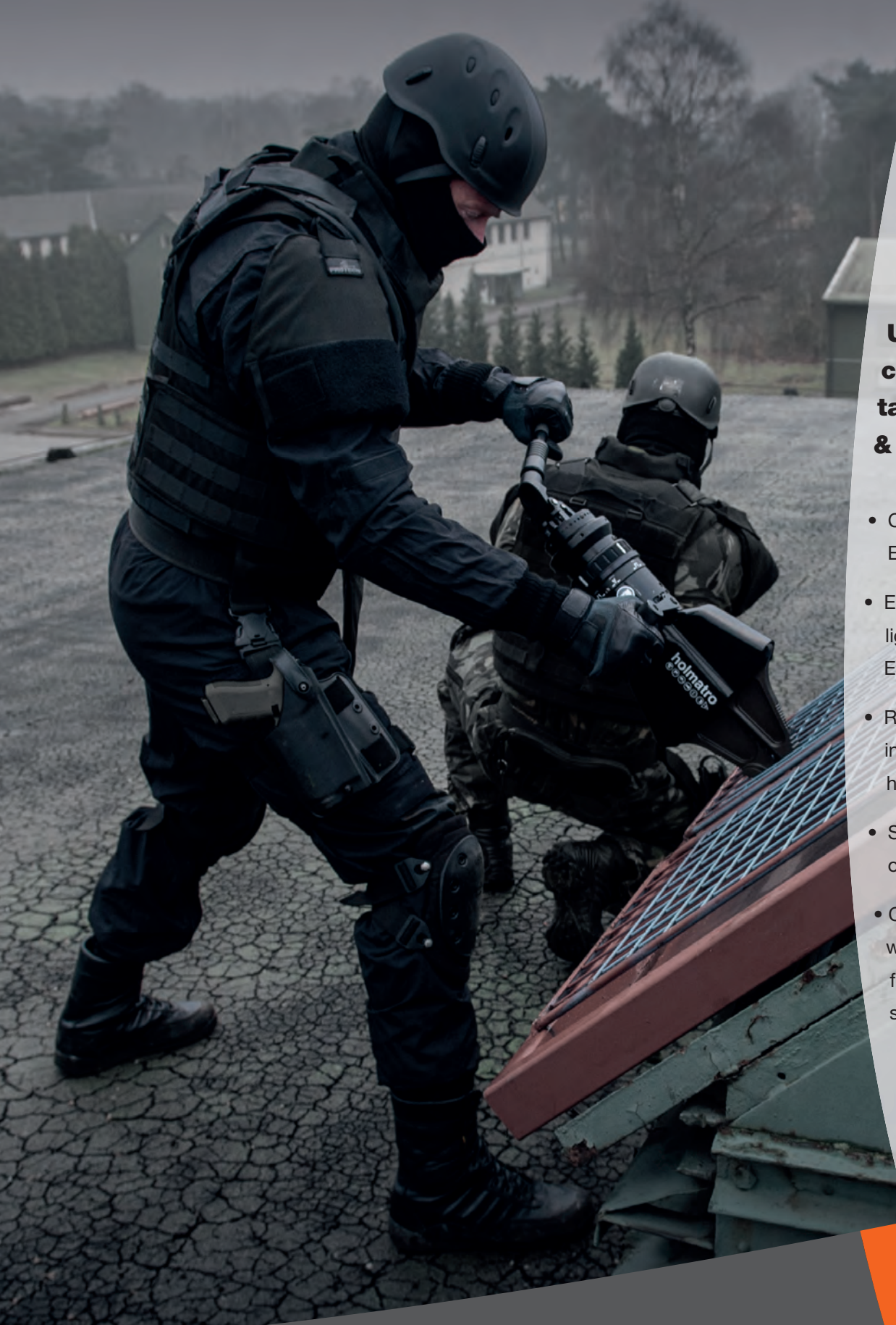
**DISTANCE:** Some give a range from minimum to maximum spread distance but don't forget that max distance provides only minimum force.

**REMOVABLE TIPS:** Increase the distance or the grip type

**ROTATE HEAD/HANDLE:** Can improve access if the tool has a large handle or bulky head and/or battery or simply too long.

**LED LIGHTS:** ■ Integral lighting from the handle or housing to illuminate the area being cut/spread.

**WiFi/ Bluetooth-CAPABLE:** The tool and/or battery are linked to a mobile device via **Wifi** &/or **Bluetooth** to manage functions, servicing and inventory. This category is listed twice.











## Ultra-lightweight combi tools for tactical cutting & spreading

- Compact design:  
Easy to add to your kit
- Extremely powerful and  
lightweight:  
Easy to carry and handle
- Rapidly deployable with  
integrated or separate  
hand pump
- Suited for tactical  
operations
- Choice between models  
with highest spreading  
force or highest  
spreading distance





 **holmatro**  
mastering power

**Holmatro** | Special Tactics equipment  
tactical@holmatro.com | [www.holmatro.com](http://www.holmatro.com)

IMAGES NOT TO SCALE  
 OTHER TOOLS IN RANGE:  
 = Cutter  = Spreader  = Ram  
 = Special Tools  = Hose-Fed Tools  
 = Partial feature or OK, but not ideal  
 = Option.  
MAX forces (underlined) = Theoretical  
 N/A = info Not Available/not given  
 = (cyan border) WiFi is present on the model variant shown in cyan







	SERIES MODEL VARIANT Product Code VOLTAGE	COMPANY	TOOLS IN RANGE	ORIGIN	COST inc tax / VAT	WEIGHT IN HAND inc BATTERY(IES)	WEIGHT DEFAULT BATTERY	BATTERY Ah OPTIONS TYPE	BATTERY DURATION RECHARGE TIME	STO LENG w/TI
	Light Rescue LRCT Combi 54/60V	AMKUS			N/A	23.2kg 51 lb	1.2kg 2.6 lb	DeWalt FlexVolt 6Ah 9,12Ah Li-ion	10-30mins 60mins	897m 35.3
	Heavy Rescue HRCT Combi 54/60V	AMKUS			N/A	27.2kg 60lb	1.2kg 2.6 lb	DeWalt FlexVolt 6Ah 9,12Ah Li-ion	10-30mins 60mins	914m 36.9
	MDC 300 T30 BO 54/60V	EDILGRAPPA			N/A	15.7kg 34.5lb	1.4kg 3lb	DeWalt FlexVolt 9Ah Li-ion	10-30mins 60mins	731m 28.8
	MDC 390N-E 54/60V	EDILGRAPPA	    		N/A	23.6kg 52lb	1.4kg 3lb	DeWalt FlexVolt 9Ah Li-ion	10-30mins 60mins	861m 33.9
	MDC 300 T30 18/20V	EDILGRAPPA			N/A	13.1kg 28.8lb	0.6kg 1.3lb	DeWalt FlexVolt 5Ah Li-ion	12-20mins 30-75mins	748m 29.5
	E-Force 11C RIT3 28V	GENESIS RESCUE		 	N/A	14.9kg 32.8"	1.4/ 1kg 3.2/ 2.3lb	Genesis/ Mil- waukee 5Ah* Li-ion	<45min 90mins	824m 32.4
	E-Force 11C SL3 28V	GENESIS RESCUE		 	N/A	13.6kg 30 lb	1.4/ 1kg 3.2/ 2.3lb	Genesis/ Mil- waukee 5Ah* Li-ion	<45min 90mins	811m 31.9
	E-Force 14C SL3 28V	GENESIS RESCUE	    	 	N/A	18.8kg 41.4lb	1.4/ 1kg 3.2/ 2.3lb	Genesis/ Mil- waukee 5Ah* Li-ion	<45min 90mins	927m 36.5
	E-Force 15C SL3 28V	GENESIS RESCUE		 	N/A	20kg 44.1lb	1.4/ 1kg 3.2/ 2.3lb	Genesis/ Mil- waukee 5Ah* Li-ion	<45min 90mins	933m 36.7
	E-Force 17C SL3 28V	GENESIS RESCUE		 	N/A	21kg 46.3lb	1.4/ 1kg 3.2/ 2.3lb	Genesis/ Mil- waukee 5Ah* Li-ion	<45min 90mins	969m 38.1

RED DIMENSIONS			CUT CLASSES EN CLASSIFICATION EN CUT CAPACITY NFPA CLASS	CUT MAX FORCE OPENING ROUND BAR	SPREAD FORCE RANGE MAX FORCE DISTANCE	PULL FORCE DISTANCE SQUEEZE FORCE	OPERATING PRESSURE	REMOVABLE TIPS	ROTATE HEAD/HANDLE	LED LIGHTS	WIFI CAPABLE	IN-WATER-CAPABLE TOOL/BATTERY IP	NOTES	WWW
THICKNESS	WIDTH	HEIGHT/DEPTH												
221mm 8.7"	287mm 11.3"	- - - A6 B6 C5 D6 E7 F4	454kN 51t 351mm 13.8"	00-35.7kN 00-4t 1215kN 136.6t 356mm* 14"*	- - -	700 Bar 10.2K psi	-	■	■	-	-	-	* with ERT tips=533mm/21"	amkus.com
221mm 8.7"	295mm 11.6"	- - - A7 B8 C7 D9 E8 F5	614kN 69t 351mm 13.8"	29-35kN 3.2-3.9t 1579kN 177.5t 396mm* 15.6"*	- - -	700 Bar 10.2K psi	■	■	■	-	-	-	* with ERT tips=599mm/23.6"	amkus.com
245mm 9.7"	236mm 9.3"	- BK46/302-F-13 - -	375kN 42.2t -	45-134kN 5-13.7t 302mm 11.9"	45kN 5t 64kN 7.2t	700 Bar 10.2K psi	-	■	■	-	-	-		edilgrappa.com
274mm 10.8"	241mm 9.5"	- BK30/390-H-22 A6 B7 C6 D7 E7	- 185mm 7.3"	29-39.7kN 3.3-4.5t 394mm 15.5"	- - -	700 Bar 10.2K psi	-	-	■	-	-	-		edilgrappa.com
245mm 9.7"	339mm 13.3"	- BK46/302-F-13 - -	375kN 42.2t -	46-134kN 4.7-13.7t 302mm 11.9"	45kN 4.6t 64kN 6.5t	700 Bar 10.2K psi	-	■	■	-	-	-		edilgrappa.com
192mm 7.6"	241mm 9.5"	- - - A6 B7 C6 D7 E7	285mm 11.2" 28mm 1.1"	26-30kN 2.9-3.4t 215mm 8.5"	36-41kN 4-4.6t 276mm 10.9"	700 Bar 10.2K psi	■	■	-	-	-	54	*15Ah powerpack also available. Optional USAR carry-Backpack	genesisrescue.com
192mm 7.6"	241mm 9.5"	- - - A7 B7 C6 D7 E7	221mm 8.7" 28mm 1.1"	24-32kN 2.7-3.6t 270mm 7.6"	34-45kN 3.8-4.6t 352mm 13.9"	700 Bar 10.2K psi	-	■	-	-	-	54	*15Ah powerpack also available	genesisrescue.com
236mm 9.3"	241mm 9.5"	- - - A7 B8 C6 D8 E8 F5	285mm 11.2" 32mm 1.25"	28-40kN 3.1-4.5t 360mm 14.2"	39-56kN 4.4-6.3t 380mm 15"	700 Bar 10.2K psi	-	■	■	4	-	54	*15Ah powerpack also available	genesisrescue.com
236mm 9.3"	241mm 9.5"	- - - A7 B8 C6 D8 E8 F5	295mm 11.5" 32mm 1.25"	28-39kN 3.1-4.4t 370mm 14.6"	39-54kN 4.4-6t 360mm 14.2"	700 Bar 10.2K psi	■	■	■	4	-	54	*15Ah powerpack also available	genesisrescue.com
236mm 9.3"	241mm 9.5"	- - - A7 B9 C7 D9 E9 F6	342mm 13.5" 32mm 1.25"	29-40kN 3.3-4.5t 405mm 15.9"	36-57kN 4-6.4t 406mm 16"	700 Bar 10.2K psi	■	■	■	4	-	54	*15Ah powerpack also available	genesisrescue.com

<p>IMAGES NOT TO SCALE OTHER TOOLS IN RANGE:  <span style="color: red;">■</span> = Cutter <span style="color: green;">■</span> = Spreader <span style="color: blue;">■</span> = Ram  <span style="color: purple;">■</span> = Special Tools <span style="color: orange;">■</span> = Hose-Fed Tools  <span style="border: 1px solid black; border-radius: 50%; padding: 2px;">○</span> = Partial feature or OK, but not ideal  <span style="border: 1px solid black; padding: 2px;">□</span> = Option.  <b>MAX forces</b> (underlined&gt; = Theoretical                      N/A = info Not Available/not given  <span style="border: 1px solid cyan; padding: 2px;">■</span> = (cyan border) WiFi is present on the model variant shown in cyan</p>	<p><b>SERIES</b> <b>MODEL</b> <b>VARIANT</b> Product Code <b>VOLTAGE</b></p>	<p><b>COMPANY</b></p>	<p>TOOLS IN RANGE</p>	<p>ORIGIN</p>	<p><b>COST</b> inc tax / VAT</p>	<p><b>WEIGHT IN HAND</b> inc BATTERY(IES)</p>	<p><b>WEIGHT</b> DEFAULT BATTERY</p>	<p><b>BATTERY</b> Ah <b>OPTIONS</b> <b>TYPE</b></p>	<p><b>BATTERY DURATION</b> <b>RECHARGE TIME</b></p>	<p><b>STOR</b> <b>LENGTH</b> w/TIP</p>
	<p><b>PENTHEON</b> <b>PCT60</b> <b>28V</b></p>	<p><b>HOLMATRO</b></p>	<p><span style="color: red;">■</span></p>	<p></p>	<p>N/A</p>	<p>23.4kg 51.6"</p>	<p>1.5kg 3.3lb</p>	<p>Holmatro PBPA287 8Ah <b>Li-ion</b></p>	<p>&gt;11mins <b>60mins</b></p>	<p>1011m 39.8</p>
	<p><b>PENTHEON</b> <b>PCT50</b> <b>28V</b></p>	<p><b>HOLMATRO</b></p>	<p><span style="color: red;">■</span></p>	<p></p>	<p>N/A</p>	<p>20.3kg 44.8lb</p>	<p>1.5kg 3.3lb</p>	<p>Holmatro PBPA287 8Ah <b>Li-ion</b></p>	<p>&gt;11mins <b>60mins</b></p>	<p>898m 35.4</p>
	<p><b>PENTHEON</b> <b>PCT14</b> <b>28V</b></p>	<p><b>HOLMATRO</b></p>	<p><span style="color: red;">■</span></p>	<p></p>	<p>N/A</p>	<p>14.2kg 31.3lb</p>	<p>1.5kg 3.3lb</p>	<p>Holmatro PBPA287 8Ah <b>Li-ion</b></p>	<p>&gt;11mins <b>60mins</b></p>	<p>731m 28.8</p>
	<p><b>PENTHEON</b> <b>PCT11</b> <b>28V</b></p>	<p><b>HOLMATRO</b></p>	<p><span style="color: red;">■</span></p>	<p></p>	<p>N/A</p>	<p>13.8kg 30.4lb</p>	<p>1.5kg 3.3lb</p>	<p>Holmatro PBPA287 8Ah <b>Li-ion</b></p>	<p>&gt;11mins <b>60mins</b></p>	<p>677m 26.7</p>
	<p><b>E2</b> <b>SC758</b> <b>25.2V</b></p>	<p><b>HURST</b> <b>JAWS of LIFE</b></p>	<p><span style="color: red;">■</span></p>	<p></p>	<p>N/A</p>	<p>25.5kg 56.1lb</p>	<p>0.9kg 2lb</p>	<p>Lukas 5Ah <b>Li-ion</b></p>	<p>&lt;30mins <b>75mins</b></p>	<p>1065m 41.9</p>
	<p><b>E2</b> <b>SC358</b> <b>25.2V</b></p>	<p><b>HURST</b> <b>JAWS of LIFE</b></p>	<p><span style="color: red;">■</span></p>	<p></p>	<p>N/A</p>	<p>19.7kg 43.3lb</p>	<p>0.9kg 2lb</p>	<p>Lukas 5Ah <b>Li-ion</b></p>	<p>&lt;30mins <b>75mins</b></p>	<p>956m 37.7</p>
	<p><b>E2</b> <b>SC258</b> <b>25.2V</b></p>	<p><b>HURST</b> <b>JAWS of LIFE</b></p>	<p><span style="color: red;">■</span></p>	<p></p>	<p>\$12,415</p>	<p>15.8kg 34.7lb</p>	<p>0.9kg 2lb</p>	<p>Lukas 5Ah <b>Li-ion</b></p>	<p>&lt;30mins <b>75mins</b></p>	<p>874m 34.4</p>
	<p><b>E3connect</b> <b>SC758</b> <b>25.2V</b></p>	<p><b>HURST</b> <b>JAWS of LIFE</b></p>	<p><span style="color: red;">■</span></p>	<p></p>	<p>\$13,290</p>	<p>26kg 57.2lb</p>	<p>1.6kg 3.5lb</p>	<p>Lukas 9 <b>5Ah</b> <b>Li-ion</b></p>	<p>&lt;60mins</p>	<p>980m 38.6</p>
	<p><b>E3connect</b> <b>SC358</b> <b>25.2V</b></p>	<p><b>HURST</b> <b>JAWS of LIFE</b></p>	<p><span style="color: red;">■</span></p>	<p></p>	<p>N/A</p>	<p>20kg 44lb</p>	<p>1.6kg 3.5lb</p>	<p>Lukas 9 <b>5Ah</b> <b>Li-ion</b></p>	<p>&lt;60mins</p>	<p>876m 34.5</p>
	<p><b>E3connect</b> <b>SC258</b> <b>25.2V</b></p>	<p><b>HURST</b> <b>JAWS of LIFE</b></p>	<p><span style="color: red;">■</span></p>	<p></p>	<p>N/A</p>	<p>16kg 35.2lb</p>	<p>1.6kg 3.5lb</p>	<p>Lukas 9 <b>5Ah</b> <b>Li-ion</b></p>	<p>&lt;60mins</p>	<p>792m 31.2</p>



TYPE	DIMENSIONS		CUT CLASSES EN CLASSIFICATION EN CUT CAPACITY NFPA CLASS	CUT MAX FORCE OPENING ROUND BAR	SPREAD FORCE RANGE MAX FORCE DISTANCE	PULL FORCE DISTANCE SQUEEZE FORCE	OPERATING PRESSURE	REMOVABLE TIPS	ROTATE HEAD/HANDLE	LED LIGHTS	WiFi / CAPABLE	IN-WATER-CAPABLE TOOL/BATTERY IP	NOTES	www	
	WIDTH	HEIGHT /DEPTH													
mm "	270mm 10.6"	275mm 10.7"	- CK45/468-J-23.4 1J 2J 3K 4K 5K A8 B9 C8 D9 E9 F4	370kN 41.6t 394mm 15.5" 40mm 1.6"	44.6-1860kN 5-209t 468mm 18.4"	105kN 11.8t 87.9kN 7.2t	720 Bar 00.4K psi	■	■	■	■	■	57 57	holmatro.com	
mm "	268mm 10.6"	273mm 10.7"	- CK43/380J-20.3 1J 2J 3K 4K 5K A7 B8 C8 D8 E8 F3	370kN 41.6t 320mm 12.6" 36mm 1.4"	43-1860kN 4.8-209t 380mm 15"	104kN 11.7t 87kN 9.8t	720 Bar 00.4K psi	■	-	■	■	■	57 57	holmatro.com	
mm "	270mm 10.6"	275mm 10.8"	- BK33/362-E-14.2 1E 2E 3E 4E 5E A5 B5 C5 D6 E4 F3	268kN 277mm 10.9" 24mm 0.9"	33-1350kN 3.7-151.7t 362mm 14.3"	- 34kN 3.8t	720 Bar 00.4K psi	-	-	■	■	■	57 57	holmatro.com	
mm "	270mm 10.6"	275mm 10.8"	- BK48/281-E-13.8 1E 2E 3E 4E 5E A5 B5 C5 D6 E4 F3	268kN 196mm 7.7" 24mm 0.9"	48-1350kN 5.4-151.7t 281mm 11.1"	- 44kN 4.9t	720 Bar 00.4K psi	-	-	■	■	■	57 57	holmatro.com	
mm "	275mm 10.8"	284mm 11.2"	- - - A8 B9 C9 D9 E9 F5	885kN 99.5t 408mm 16.1" 40mm 1.57"	43-1500kN 4.8-168.6t 475mm 18.7"	<94kN <10.6t 340mm 13.4"	700 Bar 10.1K psi	■	-	-	-	-	54	DISCONTINUED	jawsoflife.com
mm "	237mm 9.3"	278mm 10.9"	- - - A7 B8 C7 D8 E7 F4	492kN 55.3t 309mm 12.2" 35mm 1.4"	38-1500kN 4.3-168.6t 368mm 14.5"	<61kN <6.9t 382mm 15"	700 Bar 10.1K psi	■	-	-	-	-	54	DISCONTINUED	jawsoflife.com
mm "	215mm 8.5"	281mm 11.1"	- - - A6 B6 C6 D7 E7	280kN 31.5t 233mm 9.2" 26mm 1"	32-700kN 3.6-78.7t 321mm 12.6"	<34kN <3.8t 330mm 13.4"	700 Bar 10.1K psi	-	-	-	-	-	54	DISCONTINUED	jawsoflife.com
mm "	266mm 10.5"	253mm 10"	- - - A8 B9 C9 D9 E9 F5	885kN 99.5t 400mm 15.7" 40mm 1.57"	43-1500kN 4.8-168.6t 475mm 18.7"	<94kN <10.6t 340mm 13.4"	700 Bar 10.1K psi	■	-	■	■	■	54 58	Can use IP68 battery E2 & EWXT series discontinued	jawsoflife.com
mm "	235mm 9.25"	253mm 10"	- - - A7 B8 C7 D8 E7 F4	492kN 55.3t 309mm 12.2" 35mm 1.4"	38-1500kN 4.3-168.6t 368mm 14.5"	<61kN <6.9t 382mm 15"	700 Bar 10.1K psi	■	-	■	■	■	54 58	Can use IP68 battery. E2 & EWXT series discontinued	jawsoflife.com
mm "	210mm 8.3"	253mm 10"	- - - A6 B6 C6 D7 E7	280kN 31.5t 233mm 9.2" 26mm 1"	24-700kN 2.7-78.7t 321mm 12.6"	<34kN <3.8t 330mm 13.4"	700 Bar 10.1K psi	-	-	■	■	■	54 58	Can use IP68 battery. E2 & EWXT series discontinued	jawsoflife.com
														expansion row	

<p>IMAGES NOT TO SCALE OTHER TOOLS IN RANGE:  <span style="color: red;">■</span> = Cutter <span style="color: green;">■</span> = Spreader <span style="color: blue;">■</span> = Ram  <span style="color: purple;">■</span> = Special Tools <span style="color: orange;">■</span> = Hose-Fed Tools  <span style="border: 1px solid black; border-radius: 50%; padding: 2px;">○</span> = Partial feature or OK, but not ideal  <span style="border: 1px dashed black; padding: 2px;">□</span> = Option.  <u>MAX forces</u> (underlined) = Theoretical                      N/A = info Not Available/not given  <span style="border: 1px solid cyan; padding: 2px;">■</span> = (cyan border) WiFi is present on the model <span style="color: cyan;">variant</span> shown in <span style="color: cyan;">cyan</span></p>	<p><b>SERIES MODEL VARIANT</b> Product Code <b>VOLTAGE</b></p>	<p><b>COMPANY</b></p>	<p>TOOLS IN RANGE</p>	<p>ORIGIN</p>	<p><b>COST</b> inc tax / VAT</p>	<p><b>WEIGHT IN HAND</b> inc BATTERY(IES)</p>	<p><b>WEIGHT</b> DEFAULT BATTERY</p>	<p><b>BATTERY</b> Ah <b>OPTIONS</b> TYPE</p>	<p><b>BATTERY DURATION</b> <b>RECHARGE TIME</b></p>	<p>STOR LENG w/TI</p>
	<p><b>StrongArm E100 25.2V</b></p>	<p><b>HURST JAWS of LIFE</b></p>		<p>N/A</p>	<p>11-11.7kg 24.25-25.8lb</p>	<p>1.2kg 2.7lb</p>	<p>Lukas 273100610 4Ah Li-ion</p>	<p>775m 796m 30.5 31.3</p>		
	<p><b>StrongArm LE100 25.2V</b></p>	<p><b>HURST JAWS of LIFE</b></p>		<p>N/A</p>	<p>11-11.7kg 24.25-25.8lb</p>	<p>1.2kg 2.7lb</p>	<p>Lukas 273100610 4Ah Li-ion</p>	<p>775m 796m 30.5 31.3</p>		
	<p><b>Underwater Combitool CHEBM120 28V</b></p>	<p><b>HYDRAM</b></p>		<p>N/A</p>	<p>28.75kg 63.25lb</p>	<p>00kg 00lb</p>	<p>5Ah Li-ion</p>	<p>00mins 66mins</p>	<p>900m 35.4</p>	



scan and watch the video



**New RISE™ Lock automatic sleeve (Right SEquence)**  
 Sometimes the simplest ideas are the best.  
 RISE™ is a system as simple as it is effective, which maintains  
 To open the sleeve you must respect the correct sequence

DEPTH	DIMENSIONS		CUT CLASSES EN CLASSIFICATION EN CUT CAPACITY NFPA CLASS	CUT MAX FORCE OPENING ROUND BAR	SPREAD FORCE RANGE MAX FORCE DISTANCE	PULL FORCE DISTANCE SQUEEZE FORCE	OPERATING PRESSURE	REMOVABLE TIPS	ROTATE HEAD/HANDLE	LED LIGHTS	WiFi CAPABLE	IN-WATER-CAPABLE TOOL/BATTERY IP	NOTES	WWW
	WIDTH	HEIGHT /DEPTH												
195mm 7.7"	210mm 8.3"	- - - A5 B3 C5 D6 E6	155kN 17.4t 207mm 8.1" 22.2mm 0.9"	28-700kN 3.2-78.7t 184-215mm 7.2-8.5"	- - -	700 Bar 10.1K psi	■	-	-	-	54 54	Fire Rescue version with push-button release combi and door opening tips	jawsoflife.com	
195mm 7.7"	210mm 8.3"	- - - A5 B3 C5 D6 E6	155kN 17.4t 207mm 8.1" 22.2mm 0.9"	28-700kN 3.2-78.7t 184-215mm 7.2-8.5"	- - -	700 Bar 10.1K psi	■	-	-	-	54 54	Military version with push-button release combi and door opening tips Picatinny rail	jawsoflife.com	
205mm 8"	325mm 12.8"	- - - -	210mm 8.27" 00mm 00"		- - -	700 Bar 10.1K psi	-	-	2*	-	68 68	Waterproof to 120.9m/398ft *300-3000 lumen	hydram.com	

**KONG ITALY**

the revolution of automatic sleeves!

[www.kong.it](http://www.kong.it)

maintains the ease of use of a two-movement automatic sleeve but with additional safety that reduces the risk of accidental opening. After the first movement, if you attempt a second movement otherwise the system will block. Find out now how it works, scan the QR code and watch the video!









IMAGES NOT TO SCALE  
 OTHER TOOLS IN RANGE:  
 = Cutter  = Spreader  = Ram  
 = Special Tools  = Hose-Fed Tools  
 = Partial feature or OK, but not ideal  
 = Option.  
MAX forces (underlined) = Theoretical  
 N/A = info Not Available/not given  
 = (cyan border) WiFi is present on the model variant shown in cyan

IMAGE	SERIES MODEL VARIANT Product Code VOLTAGE	COMPANY	TOOLS IN RANGE	ORIGIN	COST inc tax / VAT	WEIGHT IN HAND inc BATTERY(IES)	WEIGHT DEFAULT BATTERY	BATTERY Ah OPTIONS TYPE	BATTERY DURATION RECHARGE TIME	STOR LENGT w/TIP
	E2 SC758 25.2V	LUKAS			N/A	25.5kg 56.1lb	0.9kg 2lb	Lukas 5Ah Li-ion	<30mins 75mins	1065m 41.9
	E2 SC358 25.2V	LUKAS			N/A	19.7kg 43.3lb	0.9kg 2lb	Lukas 5Ah Li-ion	<30mins 75mins	956m 37.7
	E2 SC258 25.2V	LUKAS			N/A	15.8kg 34.7lb	0.9kg 2lb	Lukas 5Ah Li-ion	<30mins 75mins	874m 34.4
	E2connect SC758 25.2V	LUKAS			N/A	25.6kg 56.3lb	1.6kg 3.5lb	Lukas 9 5Ah Li-ion	<60mins	987m 38.8
	E2connect SC358 25.2V	LUKAS			N/A	20kg 44lb	1.6kg 3.5lb	Lukas 9 5Ah Li-ion	<60mins	876m 34.5
	E2connect SC258 25.2V	LUKAS			N/A	16kg 35.2lb	1.6kg 3.5lb	Lukas 9 5Ah Li-ion	<60mins	792m 31.2
	eWCT SC758 25.2V	LUKAS			N/A	26kg 57.3lb	1.6kg 3.5lb	Lukas 9 5Ah Li-ion	<60mins	987m 38.8
	eWCT SC358 25.2V	LUKAS			N/A	20kg 44lb	1.6kg 3.5lb	Lukas 9 5Ah Li-ion	<60mins	876m 34.5
	eWCT SC258 25.2V	LUKAS			N/A	16kg 35.2lb	1.6kg 3.5lb	Lukas 9 5Ah Li-ion	<60mins	792m 31.2
	StrongArm E100 25.2V	LUKAS			N/A	11.1- 11.8kg	1.3kg 2.9lb	Lukas 273100610 4Ah Li-ion	?	775 796m 30.5 31.3
	StrongArm LE100 25.2V	LUKAS		N/A	11.1- 11.8kg	1.3kg 2.9lb	Lukas 273100610 4Ah Li-ion	?	775 796m 30.5 31.3	

TYPE	DIMENSIONS		CUT CLASSES EN CLASSIFICATION EN CUT CAPACITY NFPA CLASS	CUT MAX FORCE OPENING ROUND BAR	SPREAD FORCE RANGE MAX FORCE DISTANCE	PULL FORCE DISTANCE SQUEEZE FORCE	OPERATING PRESSURE	REMOVABLE TIPS	ROTATE HEAD/HANDLE	LED LIGHTS	WiFi CAPABLE	IN-WATER-CAPABLE TOOL/BATTERY IP	NOTES	www	
	WIDTH	HEIGHT /DEPTH													
mm "	275mm 10.8"	284mm 11.2"	J CK 43/475-J-25,5 1J-2K-3K-4K-5K A8 B9 C9 D9 E9	885kN 99.5t 408mm 16.1" 40mm 1.57"	43-1500kN 4.8-168.6t 475mm 18.7"	<94kN <10.6t 340mm 13.4"	700 Bar 10.1K psi	■	-	-	-	-	54	DISCONTINUED	lukas.com
mm "	237mm 9.3"	278mm 10.9"	I CK 38/368-I-19,7 1I-2J-3I-4J-5J A7 B8 C7 D8 E7	492kN 309mm 12.2" 35mm 1.4"	38-1500kN 4.3-168.6t 368mm 14.5"	<61kN <6.9t 382mm 15"	700 Bar 10.1K psi	■	-	-	-	-	54	DISCONTINUED	lukas.com
mm "	215mm 8.5"	281mm 11.1"	F BK 32/320-F-15.8 1G-2F-3F-4F-5G A6 B6 C6 D7 E7	280kN 31.5t 233mm 9.2" 26mm 1"	32-700kN 3.6-78.7t 321mm 12.6"	<34kN <3.8t 330mm 13.4"	700 Bar 10.1K psi	-	-	-	-	-	54	DISCONTINUED	lukas.com
mm "	266mm 10.5"	253mm 10"	J - 1J-2K-3K-4K-5K A8 B9 C9 D9 E9 F5	885kN 99.5t 408mm 16.1" 40mm 1.57"	43-1500kN 4.8-168.6t 475mm 18.7"	<94kN <10.6t 340mm 13.4"	700 Bar 10.1K psi	■	-	■	■	□	68 58	E2 & eWCT series discontinued. Tips options set to include Door Opening tips	lukas.com
mm "	235mm 9.25"	253mm 10"	I - 1I-2J-3I-4J-5J A7 B8 C7 D8 E7 F4	492kN 309mm 12.2" 35mm 1.4"	38-1500kN 4.3-168.6t 368mm 14.5"	<61kN <6.9t 382mm 15"	700 Bar 10.1K psi	■	-	■	■	□	68 58	E2 & eWCT series discontinued. Tips options set to include Door Opening tips	lukas.com
mm "	210mm 8.3"	253mm 10"	F - 1G-2F-3F-4F-5G A6 B6 C6 D7 E7 F4	280kN 31.5t 233mm 9.2" 26mm 1"	32-700kN 3.6-78.7t 321mm 12.6"	<34kN <3.8t 330mm 13.4"	700 Bar 10.1K psi	-	-	■	■	□	68 58	E2 & eWCT series discontinued.	lukas.com
mm "	266mm 10.5"	253mm 10"	J - 1J-2K-3K-4K-5K A8 B9 C9 D9 E9 F5	885kN 99.5t 400mm 15.7" 26mm 1"	43-1500kN 4.8-168.6t 475mm 18.7"	<94kN <10.6t 340mm 13.4"	700 Bar 10.1K psi	■	-	■	-	■	68 68	DISCONTINUED	lukas.com
mm "	235mm 9.25"	253mm 10"	I CK 38/368-I-19,6 1I-2J-3I-4J-5J A7 B8 C7 D8 E7 F4	492kN 309mm 12.2" 35mm 1.4"	38-1500kN 4.3-168.6t 368mm 14.5"	<61kN <6.9t 382mm 15"	700 Bar 10.1K psi	■	-	■	-	■	68 68	DISCONTINUED	lukas.com
mm "	210mm 8.27"	253mm 10"	F BK 32/320-F-15.6 1G-2F-3F-4F-5G A6 B6 C6 D7 E7	280kN 31.5t 233mm 9.2" 26mm 1"	32-700kN 3.6-78.7t 321mm 12.6"	<34kN <3.8t 330mm 13.4"	700 Bar 10.1K psi	-	-	■	-	■	68 68	DISCONTINUED	lukas.com
mm "	195mm 7.7"	210mm 8.3"	- - - A5 B3 C5 D6 E6	155kN 17.4t 207mm 8.1" 22.2mm 0.9"	28-700kN 3.2-78.7t 184-215mm 7.2-8.5"	- - -	700 Bar 10.1K psi	■	-	-	-	-	54 54	Fire Rescue version with combi and door opening tips	lukas.com
mm "	195mm 7.7"	210mm 8.3"	- - - A5 B3 C5 D6 E6	155kN 17.4t 207mm 8.1" 22.2mm 0.9"	28-700kN 3.2-78.7t 184-215mm 7.2-8.5"	- - -	700 Bar 10.1K psi	■	-	-	-	-	54 54	Military/Law Enforcement version in black	lukas.com

<p>IMAGES NOT TO SCALE OTHER TOOLS IN RANGE:   = Cutter  = Spreader  = Ram   = Special Tools  = Hose-Fed Tools   = Partial feature or OK, but not ideal   = Option.                      MAX forces (underlined&gt; = Theoretical                      N/A = info Not Available/not given   = (cyan border) WiFi is present on the model variant shown in cyan</p>	<p><b>SERIES MODEL VARIANT</b> Product Code <b>VOLTAGE</b></p>	<p><b>COMPANY</b></p>	<p>TOOLS IN RANGE</p>	<p>ORIGIN</p>	<p><b>COST</b> inc tax / VAT</p>	<p><b>WEIGHT IN HAND</b> inc BATTERY(IES)</p>	<p><b>WEIGHT</b> DEFAULT BATTERY</p>	<p><b>BATTERY</b> Ah <b>OPTIONS</b> TYPE</p>	<p><b>BATTERY DURATION</b> <b>RECHARGE TIME</b></p>	<p>STOP LENGTH w/TIP</p>
	<p><b>BC-300BL</b> <b>18V</b></p>	<p><b>OGURA</b></p>			<p>N/A</p>	<p>14.5kg 32lb</p>	<p>1/ 1.36kg 2,2/ 3lb</p>	<p>Makita 5/6Ah* Li-ion</p>	<p>&lt;12mins 55-120mins</p>	<p>703m 27.7"</p>
	<p><b>BC-300X</b> <b>18V</b></p>	<p><b>OGURA</b></p>	  		<p>N/A</p>	<p>14kg 30.9lb</p>	<p>1/ 1.36kg 2,2/ 3lb</p>	<p>Makita 5/6Ah* Li-ion</p>	<p>&lt;12mins 55-120mins</p>	<p>754m 29.7"</p>
	<p><b>RP-V250</b> <b>18v</b></p>	<p><b>OGURA</b></p>			<p>N/A</p>	<p>14kg 30.9 lb</p>	<p>1/ 1.36kg 2,2/ 3lb</p>	<p>Makita 5/6Ah* Li-ion</p>	<p>&lt;12mins 55-120mins</p>	<p>558m 22"</p>
	<p><b>HRS931/ HRS-932</b> <b>Shear Head</b> <b>18v</b></p>	<p><b>OGURA</b></p>	  		<p>N/A</p>	<p>3.9kg 8.6lb <u>+6.2kg</u> <u>+13.7lb</u></p>	<p>1/ 1.36kg 2,2/ 3lb</p>	<p>Makita 5/6Ah* Li-ion</p>	<p>&lt;12mins 55-120mins</p>	<p>303m 11.9" <u>+382m</u> <u>+15"</u></p>
	<p><b>HRS941/ HRS-934</b> <b>Spreader</b> <b>18v</b></p>	<p><b>OGURA</b></p>	  		<p>N/A</p>	<p>4.2kg 9.3lb <u>5.4kg</u> <u>11.9lb</u></p>	<p>1/ 1.36kg 2,2/ 3lb</p>	<p>Makita 5/6Ah* Li-ion</p>	<p>&lt;12mins 55-120mins</p>	<p>328m 12.9" <u>+352m</u> <u>+13.9"</u></p>
	<p><b>P16</b> <b>Legacy</b> <b>PowerBlade</b> <b>12v or 16v LiGHT</b></p>	<p><b>POWERHAWK TECHNOLOGIES</b></p>	  		<p>N/A</p>	<p>*21.4kg 47lb</p>	<p>*4.5kg 9.9lb <u>15.9kg</u> <u>*35lb</u></p>	<p>Powerhawk 12.4Ah LiGHT <b>33Ah Li-ion</b> <b>12v Lead Acid</b></p>	<p>&lt;120mins <b>&lt;15hr</b></p>	<p>659m 27"</p>
	<p><b>P16</b> <b>X Power Blade</b> <b>12v</b></p>	<p><b>POWERHAWK TECHNOLOGIES</b></p>	  		<p>N/A</p>	<p>21.6kg 47.5lb</p>	<p>1.36kg 3lb</p>	<p>Powerhawk 7.5Ah Li-ion or any 12v Lead Acid source</p>	<p>&lt;120mins</p>	<p>659m 27"</p>
	<p><b>EDD</b> <b>Frontliner P4FX</b> <b>43.2V</b></p>	<p><b>POWERHAWK TECHNOLOGIES /RESQTEC</b></p>	  		<p>N/A</p>	<p>21.8kg 48lb</p>	<p>1kg 2.2lb</p>	<p>Resqtec 2.6Ah Li-ion</p>	<p>&lt;45mins 90mins</p>	<p>765m 30.1"</p>
	<p><b>EDD</b> <b>FX4-FJ</b> <b>43.2V</b></p>	<p><b>RESQTEC</b></p>	  		<p>N/A</p>	<p>17.1kg 37.6lb</p>	<p>1kg 2.2lb</p>	<p>Resqtec 2.6Ah Li-ion</p>	<p>&lt;45mins 90mins</p>	<p>856m 33.7"</p>
	<p><b>EDD</b> <b>FX6-DJ</b> <b>43.2V</b></p>	<p><b>RESQTEC</b></p>	  		<p>N/A</p>	<p>21.3kg 46.8lb</p>	<p>1kg 2.2lb</p>	<p>Resqtec 2.6Ah Li-ion</p>	<p>&lt;45mins 90mins</p>	<p>950m 37.4"</p>
	<p><b>EDD</b> <b>Frontliner</b> <b>G4-WX</b> <b>43.2V</b></p>	<p><b>RESQTEC</b></p>	  		<p>N/A</p>	<p>17.1kg 37.6lb</p>	<p>1kg 2.2lb</p>	<p>Resqtec 2.6Ah Li-ion</p>	<p>&lt;45mins 90mins</p>	<p>827m 32.6"</p>

MODEL	DIMENSIONS		CUT CLASSES EN CLASSIFICATION EN CUT CAPACITY NFPA CLASS	CUT MAX FORCE OPENING ROUND BAR	SPREAD FORCE RANGE MAX FORCE DISTANCE	PULL FORCE DISTANCE SQUEEZE FORCE	OPERATING PRESSURE	REMOVABLE TIPS	ROTATE HEAD/HANDLE	LED LIGHTS	WiFi CAPABLE	IN-WATER-CAPABLE TOOL/BATTERY IP	NOTES	WWW
	WIDTH	HEIGHT /DEPTH												
OGURA 154mm	154mm 6.1"	288mm 11.3"	- - - -	36-549kN 4-61.7t 197mm 7.76" 25mm 1"	145-392kN 16.3-44t 300mm 11.8"	- - 74.5kN	n/a	-	■	■	-	-	*EU uses 5Ah, US tends to use 6Ah	ogurarescuertools.com
OGURA 154mm	154mm 6"	293mm 11.5"	- - - -	145-392.3kN 16.3-44t 197mm 7.76" -	36-567kN 4-63.7t 300mm 11.8"	- - 74.5kN	n/a	-	■	■	-	-		ogurarescuertools.com
OGURA 250mm	250mm 9.8"	180mm 7.1"	- - - -	600kN 67.4t 197mm 7.76" -	32-699kN 3.6-78.7t 250mm 9.8"	- - 119.6kN	n/a	-	■	■	-	-		ogurarescuertools.com
OGURA 111mm	111mm 4.4"	272mm 10.7"	- - - -	98kN 11t 100mm 3.9" -	- -	- - -	n/a	-	■	-	-	-	Heads swap out in seconds. Cutter, Spreader etc. attach via short hose or direct to the powerhead.	ogurarescuertools.com
OGURA 111mm	111mm 4.4"	273mm 10.7"	- - - -	- -	39.3kN 4.4t 158mm 6.2"	- - -	n/a	-	■	-	-	-	941 for US market. All heads interchangeable between power units	ogurarescuertools.com
OGURA 254mm	254mm 10"	279mm 11"	- - - A3 B6 C3 D5 E6	93.4-200kN 10.5t 254mm 10" -	44.5-80.1kN 5-9t 254mm 10"	- - -	None	■	■	-	-	-	interchangeable Cutter, spreader and combi heads. *Weight-in-Hand does NOT include Battery pack. Both P16&P16X can use a regular 12v car battery. *Wt = battery+controller	powerhawk.com
OGURA 254mm	254mm 10"	279mm 11"	- - - PENDING	93.4-200kN 10.5t 254mm 10" -	44.5-80.1kN 5-9t 254mm 10"	- - -	None	■	■	-	-	-		powerhawk.com
OGURA 271mm	271mm 10.7"	274mm 10.8"	F - 1H 2F 3F 4H 5H A6 B6 C5 D6 E6	321kN 36t 236mm 9.3" -	43.7-107kN 4.9-12t 319mm 12.6"	- 96mm 3.8" -	None	■	■	□	-	-	interchangeable Cutter, spreader and combi heads*10Ah powerpack also available	powerhawk.com rescue.resqtec.com
OGURA 236mm	236mm 9.3"	228mm 9"	H CK36.3-350H-17.0 1H 2H 3H 4J 5I A6 B7 C6 D7 E6	<720kN <80.9t 283mm 11.1" -	29-286kN 3.3-32.1t 350mm 13.8"	52.9-62.9kN 6--7.1t 271mm 10.7" 38.5-43.3kN 4.3-4.9t	n/a	■	■	□	-	-	*10Ah powerpack also available	rescue.resqtec.com
OGURA 268mm	268mm 10.5"	235mm 9.25"	J CK44.8-432J-21.4 1J 2J 3J 4K 5K A7 B8 C7 D9 E7	1200kN 135t 358mm 14.1" -	44.8-1570kN 5-176.5t 432mm 17"	66.5-80.1kN 7.5-9t 327mm 12.9" 51.5-60.3kN 5.8-6.8t	n/a	-	-	□	-	-	*10Ah powerpack also available	rescue.resqtec.com
OGURA 236mm	236mm 9.3"	228mm 9"	F BK33.8-369F-17 1H 2F 3G 4F 5G A6 B6 C6 D7 E6	<554kN <62.3t 156mm 6.1" -	33.8-485kN 3.8-54.5t 369mm 14.5"	- - 36.8-42.3kN 4.2-4.7t	n/a	■	■	□	-	-	*10Ah powerpack also available	rescue.resqtec.com









IMAGES NOT TO SCALE  
 OTHER TOOLS IN RANGE:  
 = Cutter  = Spreader  = Ram  
 = Special Tools  = Hose-Fed Tools  
 = Partial feature or OK, but not ideal  
 = Option.  
MAX forces (underlined) = Theoretical  
 N/A = info Not Available/not given  
 = (cyan border) WiFi is present on the model variant shown in cyan

IMAGE	SERIES MODEL VARIANT Product Code VOLTAGE	COMPANY	TOOLS IN RANGE	ORIGIN	COST inc tax / VAT	WEIGHT IN HAND inc BATTERY(IES)	WEIGHT DEFAULT BATTERY	BATTERY Ah OPTIONS TYPE	BATTERY DURATION RECHARGE TIME	STOR LENG w/TI
	Combi MK 28v	SCORPE			N/A	19.3kg 42.2lb	1kg 2.2lb	Milwaukee 5Ah Li-ion	<45mins 90mins	974m 38.3
	Combi SK 28v	SCORPE			N/A	15.1kg 33.2lb	1kg 2.2lb	Milwaukee 5Ah Li-ion	<45mins 90mins	858m 33.8
	EBFCC-28 18V	TNT RESCUE	  		N/A	25.1kg 55lb	1.1kg 2.4lb	8/9Ah MilwaukeeM18 DeWalt FlexVolt or Makita 18v Li-ion	87mins	920m 36.2
	E-Force3/ Smart SPS270 mk2 18/28V	WEBER RESCUE	  		N/A	13.6kg 30 lb	1kg 2.2lb	Milwaukee 5Ah M28M18 Li-ion	<45mins 90mins	811m 31.9
	E-Force3/ Smart SPS360 mk2 18/28V	WEBER RESCUE	  		N/A	18.1kg 39.8lb	1kg 2.2lb	Milwaukee 5Ah M28M18 Li-ion	<45mins 90mins	927m 36.5
	E-Force3/ Smart SPS370 mk2 18/28V	WEBER RESCUE	  		N/A	19.2kg 42.2lb	1kg 2.2lb	Milwaukee 5Ah M28M18 Li-ion	<45mins 90mins	933m 36.7
	E-Force3/ Smart SPS400 mk2 18/28V	WEBER RESCUE	  		N/A	21kg 46.3lb	1kg 2.2lb	Milwaukee 5Ah M28M18 Li-ion	<45mins 90mins	969m 38.1
	E-Force3/ Smart SPS480 mk2 18/28V	WEBER RESCUE	  		N/A	24.7kg 54.5lb	1kg 2.2lb	Milwaukee 5Ah M28M18 Li-ion	<45mins 90mins	1062m 41.8
	E-Force3/ Smart Rit Tool 18/28V	WEBER RESCUE	  		N/A	13.3kg 29.3lb	1kg 2.2lb	Milwaukee 5Ah M28M18 Li-ion	<45mins 90mins	773m 30.4



TYPE	DIMENSIONS		CUT CLASSES EN CLASSIFICATION EN CUT CAPACITY NFPA CLASS	CUT MAX FORCE OPENING ROUND BAR	SPREAD FORCE RANGE MAX FORCE DISTANCE	PULL FORCE DISTANCE SQUEEZE FORCE	OPERATING PRESSURE	REMOVABLE TIPS	ROTATE HEAD/HANDLE	LED LIGHTS	WiFi CAPABLE	IN-WATER-CAPABLE TOOL/BATTERY IP	NOTES	www
	WIDTH	HEIGHT /DEPTH												
mm "	222mm 8.7"	248mm 9.8"	- CK37/360 H 19.3 - -	491kN 55.2t - 30mm 1.2"	45-783kN 5-88t 360mm 14.2"	- 60kN 6.7t -	700 Bar 10.2K psi	<input type="checkbox"/>	<input checked="" type="checkbox"/>	<input checked="" type="checkbox"/>	-	-		scorpe.net
mm "	195mm 7.7"	248mm 9.8"	- BK30/265 E 15.1 - -	324kN 36.4t 120mm 4.7" 25mm 1"	35-691kN 3.9-77.7t 270mm 10.6"	- - -	700 Bar 10.2K psi	-	-	<input checked="" type="checkbox"/>	-	-		scorpe.net
mm "	267mm 10.5"	298mm 11.7"	- - - A8 B9 C8 D8 E9 F4	694kN 78t 343mm 13.5" 38mm 1.5"	106-1272kN 11.9-143t 422.7mm 16.6"	- - -	722 Bar 10.5K psi	<input checked="" type="checkbox"/>	-	<input checked="" type="checkbox"/>	-	54	Option of 3 battery ranges. TNT prices include 2 batteries & Dual Rapid charger. ESLCC twin battery DISCONTINUED	tntrescue.com
mm "	236mm 9.3"	241mm 9.5"	- BK31/270G-13.6 1H-2G-3G-4H-5G A6 B7 C6 D7 E7 F3	221mm 8.7" 28mm 1.1"	31-591kN 3.5-66.4t 270mm 10.6"	<36kN 4t 395mm <52kN	700 Bar 10.2K psi	-	<input checked="" type="checkbox"/>	<input checked="" type="checkbox"/>	-	68		weber.com
mm "	236mm 9.3"	241mm 9.5"	- CK36/360I-18.1 1I-2K-3J-4K-5J A7 B8 C7 D9 E8 F5	285mm 11.2" 32mm 1.25"	36-783kN 4-88t 360mm 14.1"	<53kN 6t 440mm <70kN	700 Bar 10.2K psi	-	<input checked="" type="checkbox"/>	<input checked="" type="checkbox"/>	-	68	All E-Force tools can covert to hose	weber.com
mm "	236mm 9.3"	241mm 9.5"	- CK35/370H-19.2 1I-2J-3H-4J-5I A7 B8 C7 D8 E8 F5	295mm 11.6" 32mm 1.25"	35-783kN 3.9-88t 370mm 14.6"	<57kN 6.4t 405mm <72kN	700 Bar 10.2K psi	<input checked="" type="checkbox"/>	<input checked="" type="checkbox"/>	<input checked="" type="checkbox"/>	-	68		weber.com
mm "	236mm 9.3"	241mm 9.5"	- CK35/405I-21.0 1I-2K-3J-4K-5J A7 B9 C7 D9 E9 F6	343mm 13.5" 32mm 1.25"	35-1071kN 3.9-120.4t 405mm 15.9"	<58kN 6.5t 450mm	700 Bar 10.2K psi	<input checked="" type="checkbox"/>	<input checked="" type="checkbox"/>	<input checked="" type="checkbox"/>	-	68		weber.com
mm "	263mm 10.4"	241mm 9.5"	- CK45/480K-24.7 1K-2K-3K-4K-5K A8-B9-C9-D9-E9-F7	402mm 15.8" 32mm 1.25"	45-1600kN 5-180t 480mm 18.9"	<78kN 8.76t 525mm 107kN	700 Bar 10.2K psi	<input checked="" type="checkbox"/>	<input checked="" type="checkbox"/>	<input checked="" type="checkbox"/>	-	68		weber.com
mm "	192mm 7.6"	241mm 9.5"	- AC140H-13,3 1H-2H-3H-4H-5H A6 B7 C6 D7 E7 F3	324kN 36.4t 241mm 9.5" 28mm 1.1"	30-1305kN 3.4-146.7t 380mm 15"	35-47kN 3.9-5.3t	700 Bar 10.2K psi	<input checked="" type="checkbox"/>	<input checked="" type="checkbox"/>	<input checked="" type="checkbox"/>	-	68		weber.com
														expansion row
														expansion row

SMART  
**FORCE**  
MORE THAN A RESCUE TOOL.

# BATTERY DRIVEN RAPID INTERV

Cutting, spreading, pressing  
Replaceable tips for breaking doors and v  
lifting of loads, pulling obstacle



# WEBERRESCUE

---

## SYSTEMS

# AN COMBI TOOL FOR CONVENTION TEAMS

ing and pulling with one device.  
windows, cutting steel and security sections,  
s or opening vehicles (extrication).



Weber Rescue UK  
Essex CO9 2EX  
[rescue@weberuk.com](mailto:rescue@weberuk.com)




Genesis RESCUE SYSTEMS  
Kettering, OH 45429  
<https://genesisrescue.com>



[www.weber-rescue.com](http://www.weber-rescue.com)

Discover more!

<p>IMAGES NOT TO SCALE</p> <p>OTHER TOOLS IN RANGE:</p> <ul style="list-style-type: none"> <li>■ = BATTERY TOOLS</li> <li>■ = Cutter</li> <li>■ = Spreader</li> <li>■ = Ram</li> <li>■ = Special Tools</li> </ul> <p>● = PARTIAL or OK but not ideal</p> <p>□ = Option</p> <p>CUT/SPREAD/SQUEEZE forces= Theoretical</p> <p>N/A = info Not Available/not given</p>						
<b>MODEL SERIES VARIANT</b> Product Code	<b>MDC360</b>	<b>11C SL2</b>	<b>14C Vario</b>	<b>15C Vario</b>	<b>17C Brute Vario</b>	<b>CORE CT 5111</b>
<b>COMPANY</b>	<b>EDILGRAPPA</b>	<b>GENESIS RESCUE</b>	<b>GENESIS RESCUE</b>	<b>GENESIS RESCUE</b>	<b>GENESIS RESCUE</b>	<b>HOLMATRO</b>
<b>TOOLS IN RANGE</b>	■ ■ ■ ■ ■	■ ■ ■ ■ ■				
<b>ORIGIN</b>	■ ■	■ ■ ■ ■	■ ■ ■ ■	■ ■ ■ ■	■ ■ ■ ■	■ ■ ■ ■ ■ ■ ■ ■
<b>COST</b> inc tax / VAT	N/A	N/A	N/A	N/A	N/A	N/A
<b>WEIGHT</b> exc hose	00kg 00lb	23.8kg 10.8lb	14.9kg 32.8lb	16kg 35.3lb	18.3kg 40.3 lb	
<b>LENGTH</b>	00mm 00"	649mm 25.6"	765mm 30.1"	771mm 30.5"	807mm 31.8"	677mm 26.7"
<b>WIDTH</b>	00mm 00"	190mm 7.5"	236mm 9.3"	236mm 9.3"	236mm 9.3"	270mm 10.6"
<b>DEPTH</b>	00mm 00"	196mm 7.7"	241mm 9.5"	206mm 8.1"	206mm 8.1"	275mm 10.8"
<b>CUT</b>	-	-	-	-	-	-
<b>EN CLASS</b>	-	-	-	-	-	BK48/281-E-
<b>EN CUT CLASSIFICATION</b>	-	-	-	-	-	1E 2E 3E 4E
<b>NFPA CLASS</b>	<b>A0 B0 C0 D0 E0</b>	<b>A6 B5 C6 D6 E7</b>	<b>A6 B8 C6 D8 E7</b>	<b>A6 B6 C6 D8 E7</b>	<b>A7 B9 C7 D9 E9</b>	<b>A5 B5 C5 D6 E6</b>
<b>CUTTER</b> FORCE OPENING ROUND BAR	?? 0mm / 0"	?? 342mm / 13.5"	?? 257mm / 10.1"	?? 295mm / 11.6"	?? 340mm / 13.4"	268kN / 30 196mm / 7. 24mm / 0.9
<b>SPREAD</b> FORCE DISTANCE	0-0kN 00Ust 0mm / 0"	32-40.5kN 3.5-4.4Ust 265mm / 10.4"	38.5-42.5kN 4.3-4.7Ust 370mm / 14.6"	36-44kN 4-4.9Ust 365mm / 14.4"	34.9-43.4kN 3.9-3.7Ust 425mm / 16.7"	48-1350k 5.4-151.7 281mm / 11
<b>PULL</b> FORCE DISTANCE	0-0kN 00Ust 0mm / 0"	26-37kN 2.9-4.1Ust 406mm / 16"	39-48.5kN 4.3-5.4Ust 396mm / 15.6"	40.4-59kN 4.5-6.6Ust 346mm / 13.6"	36.6-57kN 4.1-6.4Ust 402mm / 15.8"	- - - 44kN / 4.9
<b>SQUEEZE</b> FORCE	-	-	-	-	-	-
<b>OPERATING PRESSURE</b>	700Bar/10.1K psi	700Bar/10.1K psi	700Bar/10.1K psi	700Bar/10.1K psi	700Bar/10.1K psi	
<b>REMOVABLE TIPS</b>	-	-	-	■	-	-
<b>ROTATE HEAD/HANDLE</b>	-	■ 360°	■ 360°	■ 360°	■ 360°	-
<b>OPERATING TEMP</b>	?	?	?	?	?	?
<b>LED LIGHTS</b>	-	-	-	-	-	6
<b>IN-WATER-CAPABLE</b> IP#	??	??	??	??	??	● 57
<b>NOTES</b>						
<b>WEBSITE</b>	edilgrappa.com	genesisrescue.com	genesisrescue.com	genesisrescue.com	genesisrescue.com	holmatro.co

# HOSE-FED COMBI-TOOLS

								
MODEL	<b>CORE CT 5114 ST</b>	<b>CORE CT 5150</b>	<b>CORE CT 5160</b>	<b>SC357</b>	<b>CHU 2010 CX</b>	<b>CHU 290 CX</b>	<b>CHU 2900 CX</b>	
MANUFACTURER	<b>HOLMATRO</b>	<b>HOLMATRO</b>	<b>HOLMATRO</b>	<b>HURST JAWS of LIFE</b>	<b>HYDRAM</b>	<b>HYDRAM</b>	<b>HYDRAM</b>	
CERTIFICATIONS								
WEIGHT	N/A	N/A	N/A	N/A	N/A	N/A	N/A	
LENGTH	731mm 28.8"	898mm 35.4"	1011mm 39.8"	774mm 30.5"	12.6kg 27.7lb	685mm 26.9"	13.38kg 44.7lb	14.88kg 32.8lb
WIDTH	270mm 10.6"	268mm 10.6"	270mm 10.6"	228mm 9"	747mm 29.4"	240mm 9.4"	249mm 9.8"	249mm 9.8"
DEPTH	275mm 10.8"	273mm 10.7"	275mm 10.7"	172mm 6.8"	175mm 6.8"	202mm 7.9"	202mm 7.9"	202mm 7.9"
OPERATING MODES	-	-	-	-	F	H	H	
OPERATING MODES	BK33/362-E-14.2 1E 2E 3E 4E 5E	CK43/380J-20.3 1J 2J 3K 4K 5K	CK45/468-J-23.4 1J 2J 3K 4K 5K	-	CC145-F-12.6 -	CC103-H-13.38 1I 2J 3I 4J 5J	CC103-H-14.88 -	
OPERATING MODES	A5 B5 C5 D6 E4 F3	A7 B8 C8 D8 E8 F3	A8 B9 C8 D9 E9 F4	A7 B8 C7 D8 E7 F4	A7 B8 C6 D7 E9	A7 B8 C7 D7 E8	A7 B8 C6 D7 E9	
CUTTING CAPACITY	268kN / 30Ust 277mm / 10.9" 24mm / 0.9"	370kN / 41.6Ust 320mm / 12.6" 36mm / 1.4"	370kN / 41.6Ust 394mm / 15.5" 40mm / 1.6"	492kN / 55.3Ust 309mm / 12.2" 35mm / 1.4"	375kN / 42.1Ust 210mm / 8.2" ?	6594kN / 741Ust 290mm / 11.4" 33mm / 1.3"	375kN / 42.1Ust 290mm / 11.4" ?	
MAXIMUM FORCE	33-1350kN 3.7-151.7Ust 362mm / 14.3"	43-1860kN 4.8-209Ust 380mm / 15"	44.6-1860kN 5-209Ust 468mm / 8.4"	38-1500kN 4.3-168.6Ust 368mm / 14.5"	122kN 13.7Ust ?mm / ?"	122kN 13.7Ust ?mm / ?"	163kN 13.7Ust ?mm / ?"	
MAXIMUM FORCE	-	104kN 11.7Ust 87kN / 9.8t	105kN 11.8Ust 87.9kN / 7.2t	<61kN <6.9Ust 382mm / 15"	-	-	-	
MAXIMUM FORCE	34kN / 3.8t							
OPERATING PRESSURE					700Bar/10.1K psi	700Bar/10.1K psi	700Bar/10.1K psi	
OPERATING PRESSURE	-	■	■	■	--	--	--	
OPERATING PRESSURE	-	-	■	-	-	-	-	
OPERATING PRESSURE	?	?	?	?	?	?	?	
OPERATING PRESSURE	6	6	6	-	-	-	-	
OPERATING PRESSURE	● 57	● 57	● 57	● 54	??	??	??	
CUT REACH/DEPTH					Cut reach/depth = 150mm	Cut reach/depth = 149mm	Cut reach/depth = 149mm	
WEBSITE	holmatro.com	holmatro.com	holmatro.com	jawsoflife.com	hydram.com	hydram.com	hydram.com	

IMAGES NOT TO SCALE						
OTHER TOOLS IN RANGE:						
<ul style="list-style-type: none"> <li>■ = BATTERY TOOLS</li> <li>■ = Cutter</li> <li>■ = Spreader</li> <li>■ = Ram</li> <li>■ = Special Tools</li> </ul>						
<ul style="list-style-type: none"> <li>● = PARTIAL or OK but not ideal</li> <li>□ = Option</li> </ul>						
CUT/SPREAD/SQUEEZE forces= Theoretical						
N/A = info Not Available/not given						
MODEL SERIES VARIANT	Product Code	CHEC300 CX	CHEC360 CX	CHEC3600 CX	SC358	SC758
COMPANY		HYDRAM	HYDRAM	HYDRAM	LUKAS	LUKAS
TOOLS IN RANGE		<ul style="list-style-type: none"> <li>■</li><li>■</li><li>■</li><li>■</li> </ul>			<ul style="list-style-type: none"> <li>■</li><li>■</li><li>■</li><li>■</li><li>■</li> </ul>	
ORIGIN						
COST inc tax / VAT		N/A	N/A	N/A	N/A	N/A
WEIGHT exc hose		14.68kg 32lb	14.88kg 44.7lb	16.68kg 36.7lb	14.8kg 32.6lb	20.7kg 45.6lb
LENGTH		802mm 31.5"	802mm 31.5"	812mm 31.9"	774mm 30.5"	876mm 34.4"
WIDTH		249mm 9.8"	249mm 9.8"	249mm 9.8"	228mm 9"	301mm 11.8"
DEPTH		202mm 7.9"	202mm 7.9"	202mm 7.0"	172mm 6.8"	206mm 8.1"
CUT EN CLASS		H	H	H	I	J
EN CUT CLASSIFICATION		BK25-365-H-14.68	CC103-H-13.38	CK40-365-H-16.68	CK 38/368-I-14.8 1I-2J-3I-4J-5J	CK 43/475-J-20.7 1J-2K-3K-4K-5K
NFPA CLASS		A? B? C? D? E?	A7 B8 C6 D7 E9	A7 B8 C6 D7 E9	A7 B8 C7 D8 E7	A8 B9 C9 D9 E9
CUTTER FORCE OPENING ROUND BAR		694kN / 78Ust 300mm / 11.81" ?	694kN / 78Ust 365mm / 14.3" 33mm / 1.3"	950kN / 106.8Ust 365mm / 14.3" ?	492kN / 55.3Ust 309mm / 12.2" 35mm / 1.4" 1.4"	885kN / 99.5Ust 408mm / 16.1" 40mm / 1.57"
SPREAD FORCE DISTANCE		54kN 6Ust ?mm/?"	70kN 7.8Ust ?mm/?"	80kN 9Ust ?mm/?"	38-1500kN 4.3-168.6Ust 368mm / 14.5"	43-1500kN 4.8-168.6Ust 475mm / 18.7"
PULL FORCE DISTANCE SQUEEZE FORCE		- - - -	- - - -	- - - -	<61kN <6.9Ust 382mm / 15" -	<94kN <10.6Ust 340mm / 13.4" -
OPERATING PRESSURE		700Bar/10.1Kpsi	700Bar/10.1Kpsi	700Bar/10.1Kpsi	700Bar/10.1Kpsi	700Bar/10.1Kpsi
REMOVABLE TIPS		--	--	--	■	■
ROTATE HEAD/HANDLE		-	-	-	-	-
OPERATING TEMP		?	?	?	?	?
LED LIGHTS		-	-	-	-	-
IN-WATER-CAPABLE IP#		??	??	??	● 54	● 54
NOTES		Cut reach/depth = 110mm	Cut reach/depth = 110mm	Cut reach/depth = 110mm	'Shark tooth' tips for enhanced grip	
WEBSITE		hydram.com	hydram.com	hydram.com	lukas.com/rescue	lukas.com/rescue







# *S120e* POWER CUT

- Lightweight
- Compact Design
- Cordless
- Exceptional Cutting Power
- Proven Tool Head  
(from 120 Hydraulic Series)
- Star Grip Control
- 18 V Battery Powered
- Integrated LED Light



A Trusted IDEX  
Fire & Safety Brand

**LUKAS**

<p><b>IMAGES NOT TO SCALE</b></p> <p><b>OTHER TOOLS IN RANGE:</b></p> <ul style="list-style-type: none"> <li>■ = BATTERY TOOLS</li> <li>■ = Cutter</li> <li>■ = Spreader</li> <li>■ = Ram</li> <li>■ = Special Tools</li> </ul> <p>● = PARTIAL or OK but not ideal  <span style="border: 1px solid black; display: inline-block; width: 10px; height: 10px;"></span> = Option</p> <p>CUT/SPREAD/SQUEEZE forces= Theoretical</p> <p>N/A = info Not Available/not given</p>							
	<b>MODEL SERIES VARIANT</b> Product Code	<b>G4-WX</b> Frontliner	<b>FX4-DJ</b> Frontliner	<b>FX6-DJ</b> Frontliner	<b>SLCC-20</b> Legacy	<b>BFCC-28</b> Legacy	<b>SLCC-3</b> Legacy
	<b>COMPANY</b>	<b>RESQTEC</b>	<b>RESQTEC</b>	<b>RESQTEC</b>	<b>TNT RESCUE</b>	<b>TNT RESCUE</b>	<b>TNT RESCUE</b>
	<b>TOOLS IN RANGE</b>	■ ■ ■ ■ ■				■ ■ ■ ■ ■	
	<b>ORIGIN</b>	■ ■ ■	■ ■ ■	■ ■ ■	■ ■ ■ ■ ■	■ ■ ■ ■ ■	■ ■ ■ ■ ■
	<b>COST</b> inc tax / VAT	N/A	N/A	N/A	N/A	N/A	N/A
	<b>WEIGHT</b> exc hose	11.3kg 24.9lb	11.8kg 26lb	15.8kg 34.8lb	00kg 00lb	00kg 00lb	00kg 00lb
<b>LENGTH</b>	827mm 32.6"	856mm 33.7"	950mm 37.4"	920mm 36.2"	920mm 36.2"	920mm 36.2"	
<b>WIDTH</b>	236mm 9.3"	236mm 9.3"	268mm 10.5"	267mm 10.5"	267mm 10.5"	267mm 10.5"	
<b>DEPTH</b>	228mm 9"	228mm 9"	235mm 9.25"	298mm 11.7"	298mm 11.7"	298mm 11.7"	
<b>CUT</b> <b>EN CLASS</b> <b>EN CUT CLASSIFICATION</b> <b>NFPA CLASS</b>	F BK33.8-369F-17 1H 2F 3G 4F 5G A6 B6 C6 D7 E6	H CK36.3-350H-17.0 1H 2H 3H 4J 5I A6 B7 C6 D7 E6	J CK44.8-434J-15.8 1J 2J 3J 4K 5K A7 B8 C7 D9 E7	- - -	- - -	- - -	
<b>CUTTER</b> <b>FORCE</b> <b>OPENING</b> <b>ROUND BAR</b>	<554kN / <62.3Ust 156mm / 6.1" 00mm / 00"	<720kN / <80.9Ust 283mm / 11.1" 00mm / 00"	1035kN / 135Ust 358mm / 14.1" 40mm / 1.6"	694kN / 78Ust 343mm / 13.5" 38mm / 1.5"	694kN / 78Ust 343mm / 13.5" 38mm / 1.5"	694kN / 78Ust 343mm / 13.5" 38mm / 1.5"	
<b>SPREAD</b> <b>FORCE</b> <b>DISTANCE</b>	33.8-485kN 3.8-54.5Ust 369mm / 14.5"	29-286kN 3.3-32.1Ust 350mm / 13.8"	131-1570kN 14.7-176.5Ust 434mm / 17"	106-1272kN 11.9-143Ust 422.7mm / 16.6"	106-1272kN 11.9-143Ust 422.7mm / 16.6"	106-1272kN 11.9-143Ust 422.7mm / 16.6"	
<b>PULL</b> <b>FORCE</b> <b>DISTANCE</b> <b>SQUEEZE</b> <b>FORCE</b>	- - - 37-42kN/4.2-4.7Ust	52.9-62.9kN 6--7.1Ust 271mm / 10.7"	66.5-80.1kN 7.5-9Ust 327mm / 12.9"	- - - -	- - - -	- - - -	
<b>OPERATING PRESSURE</b>				700Bar / 10.2K psi	700Bar / 10.2K psi	700Bar / 10.2K psi	
<b>REMOVABLE TIPS</b>	■	■	-	-	-	-	
<b>ROTATE HEAD/HANDLE</b>	■	■	-	-	-	-	
<b>OPERATING TEMP</b>	?	?	?	?	?	?	
<b>LED LIGHTS</b>				-	-	-	
<b>IN-WATER-CAPABLE</b> IP#	? ?	? ?	? ?	■ 64	■ 64	■ 64	
<b>NOTES</b>						Chain pack available for pulling	
<b>WEBSITE</b>	rescue.resqtec.com	rescue.resqtec.com	rescue.resqtec.com	tntrescue.com	tntrescue.com	tntrescue.com	



# HOSE-FED COMBI-TOOLS

						
MODEL	<b>SPS270 mk2</b>	<b>SPS360 mk2</b>	<b>SPS370 mk2</b>	<b>SPS400 mk2</b>	<b>SPS480 mk2</b>	
BRAND	<b>WEBER RESCUE</b>	<b>WEBER RESCUE</b>	<b>WEBER RESCUE</b>	<b>WEBER RESCUE</b>	<b>WEBER RESCUE</b>	
						
	N/A	N/A	N/A	N/A	N/A	
Weight	9.7kg 21lb	14.2kg 31lb	15.4kg 33.9lb	17kg 37.5lb	21kg 46lb	
Length	649mm 25.5"	765mm 30.1"	771mm 30.3"	807mm 31.7"	1062mm 41.8"	
Wrench Length	236mm 9.3"	236mm 9.3"	236mm 9.3"	236mm 9.3"	263mm 10.4"	
Wrench Width	152mm 5.9"	158mm 6.2"	158mm 6.2"	161mm 6.3"	241mm 9.5"	
Accessories	- BK31/270G-9.7 1H-2G-3G-4H-5G A6 B7 C6 D7 E7 F3	- CK36/360I-14.2 1I-2K-3J-4K-5J A7 B8 C7 D9 E8 F5	- CK35/370I-15.4 1I-2K-3J-4K-5J A7 B8 C7 D8 E8 F5	- CK35/405I-17 1I-2K-3J-4K-5J A7 B9 C7 D9 E9 F6	- CK45/480K-21 1K-2K-3K-4K-5K A8 B9 C9 D9 E9 F7	
Max. Opening	- 221mm / 8.7" 28mm / 1.1"	- 285mm / 11.2" 32mm / 1.25"	- 285mm / 11.2" 32mm / 1.25"	- 343mm / 13.5" 32mm / 1.25"	- 402mm / 15.8" 32mm / 1.25"	
Max. Force	31-591kN 3.5-66.4Ust 270mm / 10.6"	36-783kN 4-88Ust 360mm / 14.1"	35-783kN 4-88Ust 370mm / 14.5"	35-1071kN 3.9-120.4Ust 405mm / 15.9"	45-1600kN 5-180Ust 480mm / 18.9"	
Max. Force (Cutting)	<36kN 4Ust 395mm/15.5" <52kN / 5.8Ust	<53kN 6Ust 440mm/17.3" <70kN / 00Ust	<57kN 0Ust 410mm/16.1" <70kN / 7.8Ust	<58kN 6.5t 450mm/17.7" <00kN / 00Ust	<78kN 8.76Ust 525mm/20.6" 107kN / 12Ust	
Pressure	700Bar / 10.2K psi	700Bar / 10.2K psi	700Bar / 10.2K psi	700Bar / 10.2K psi	700Bar / 10.2K psi	
Rotation	-	-	■	■	■	
Rotation Angle	■ 360°	■ 360°	■ 360°	■ 360°	■	
Locking	?	?	?	?	?	
Number of Tools	4	4	4	4	4	
Number of Accessories	? ?	? ?	? ?	? ?	? ?	
Compatibility	All Genesis battery tools can convert to hose and vice-versa	All Genesis battery tools can convert to hose and vice-versa	All Genesis battery tools can convert to hose and vice-versa	All Genesis battery tools can convert to hose and vice-versa	All Genesis battery tools can convert to hose and vice-versa	
Website	weber.com	weber.com	weber.com	weber.com	weber.com	



# 'hydraulic' BATTERY DEDICATED CUTTERS

Above: the newest models in Holmatro's & Lukas' ranges are mini cutters using standard 18v batteries, excellent for small spaces, pedals, seat-backs, rebar, padlocks & chains etc.

Our title picture shows a great demonstration of how versatile some battery tools have become, in this case the *Holmatro Pentheon* series with full underwater cutting capability. It's not quite so good as a water safety promotion with a fine example of what NOT to wear when working in or near water, a non-buoyant firefighting tunic that probably weighs a ton and a half when wet. Even waist-deep water is a hazard if this firefighter suffers a medical event or is incapacitated in some way. For the purposes of this article we're going to pretend that this tunic is one of a new generation with integrated self-inflating life jacket that only inflates upon full immersion not when doused by a fire hose.

Dedicated cutters are perhaps the core tool of any rescue range - there tend to be more of them and it seems that more time and effort is spent on their design and performance than the others. The previous section was on combination tools and those are all cutters as well as spreaders so you should also refer to that selection of battery tools in considering what you need of your cutter and whether the versatility of the combi-tool is more advantageous than the generally greater cutting performance of a dedicated tool. If you include the previous 50 combi-tools in your shopping list of potential cutting tools you have over 120 models to choose from. These are all direct-connect battery systems. Although we have mentioned *Libervit's* batteries and underwater prowess, their tools have not been included in the battery tools guides because they are regular hose-fed hydraulics that operate from a battery driven pump. Bear in mind that most hose-fed hydraulic tools can be run from hoses to a battery-powered hydraulic pump rather than a fossil-fuel generator and some, like the entire *Weber* range

can convert between being hose-fed or integral battery-driven. For battery Tools, refer to the introduction to the battery tool guide on page 12. Some data/features headers differ between each type of tool.

## BLADE DESIGN

A fully curved parrot beak blade is now a rare beast indeed but there was a time when it was the only game in town for cutter blades. Now, they may look like a full curve but they all have a straight section like the *Edilgrappa* model below. This parrot beak was generally preferred in the specialist cutter blades because it grabs and holds difficult to cut, harder bar material rather than spit it out as a scissor-straight blade might. However, straight blades quickly edged into the market alongside parrot-beak blades partly because combi-tools mostly need to be straight blades to accommodate spreading tips and partly because a serrated or scalloped blade was introduced to help grip hard bar materials rather than perfectly straight shearing blades. We don't see quite so much of the pivot-point notch design that we see in handheld pliers and multitools where the strongest part of the jaw, deep into the mouth of the tool, has a notch for cutting harder wires but they are an obvious presence on TNT's models which we have listed as a straight blade. Some appear to have an obvious rebate or curve near the blade union but this can be more indicative of the blade's design requirement to rotate around a wide hub than a hard-bar cutting notch. Nevertheless, as with all blades, the highest strength is closest to this union with strengths for



SMART  
**FORCE**  
MORE THAN A RESCUE TOOL.

# ADVANCED POWER



## 18V BATTERY

- › M18™ FORGE™ battery that is guaranteed not to let the user down during any rescue operation
- › One battery for all applications: 17 rescue tools and 200+ compatible MILWAUKEE tools

[WEBER-RESCUE.COM/18V-BATTERY](http://WEBER-RESCUE.COM/18V-BATTERY)

cutting dropping off significantly as you get towards the tips. You would therefore always try to cut hard materials within the first quarter of the blades length. Again, don't forget that many combi tools have detachable spreader tips and can therefore be used as dedicated cutters so it is worth reviewing those models to determine if your operational needs can be met by a combi-tool. But we mentioned last time that modern car materials are taxing cutters more than spreaders and this will be a prime reason for choosing a dedicated cutter over a combi- the sheer grunt to be able to cut the toughest of materials.

Unlike combi tools with spread extensions, cutting blades tend to be a solid forged lump of hardened steel so, though smaller in size than a spreader, they're not necessarily lighter. *Weber/Genesis* blades are unusual in having cut-away holes in their cast blades which does make them lighter and may, as we surmised last time, improve visibility of the materials around the cut.

*Holmatro* were the first to evolve the curve blade, first by extending the curve rather than being semi-circular and then by mimicking a spanner head and extending the front part of the curve into a straight, shearing section - this enables 'pre-cutting' of the section, especially sheet metal to ease the resistance once the material is pulled further into the high strength curve section. We now see blades that look more like a straight front section feeding into a straight rear section rather than curved. The angled junction of the two straighter blade sections still acts to capture the material being cut and force it deeper into the stronger section of blade. Because the difference between a straight-curve blade and a straight blade with less

curve is mostly quite subtle we've described all such two-shaped blades as **Str-Curve** in our tables and these are now the norm across most product ranges. The traditional full curve parrot beak is still evident in 'legacy' models and in some smaller hand-drill style cutters but very much a minority design and most of those listed in our table as 'Curve' like the *TNT Rescue* models, are actually a much elongated curve rather than semi-circle. *Weber* have introduced blade 'inserts' with their *Plus* range allowing you to swap out the most abused sections of blade - this may provide significant savings and is something we will likely see more of. *Holmatro* further describe their own jaw design as 'inclined' because most of their tools have cutting jaws that are angled downwards by 30 degree. This is a useful feature even though it has yet to be adopted by others, because it allows the tool to rotate further without 'trapping' the operator and gives increased access



options where the body of the tool might otherwise inhibit placement of the cutting head. Which brings us to.....

## ROTATE HEAD and/or HANDLE

This incline in the *Holmatro* tool is their permanently configured answer to improved access while their handle wraps around entirely allowing 360° use. Some have fixed handles that don't go all the way round but give about 270° of access like the *Power Hawk* above right which does have a 360° rear handle but the front handle uses two handle bars to add versatility rather than a full 360° wrap. Others have addressed access problems by allowing the handle to be rotated so that it doesn't get in the way of a specific cut as with *Scorpe*, *Weber* and *Amkus* models or by having the jaws rotate as with the *Power Hawk P16X* and *Resqtec PW4*. Another original proponent of the rotating head is the *Ogura* tool with its electric drill power-unit. The original variant, the *HRS* had a hose (now direct connection to the powerhead) that allows 360° rotation of the head but the later *RP* models (pic above) are fixed to the power unit and have a rotating front handle.

## LED lighting

## LED LIGHTS

Even though all helmets can have a headlamp attached and many have a light as an integral feature, they are often situation so that cutting in restricted spaces puts the cutting area into shade rather than illuminating it. The first to introduce LEDs into their rescue tools was *Holmatro*, with most manufacturers now following suit. Some have embedded LEDs into the handle while others like the *Weber* are embedded in the rear housing. If your tool doesn't have on board lighting you could simply retrofit a small LED torch/flashlight to the handle or barrel with a strap or zip-tie.

## SIZE MATTERS

We mentioned in part one that contrary to our expectations and preferences when battery tools first arrived that the length and bulk would be reduced, they weren't. One or two models that started down the 'stubby' versus 'long' route like the *Power Hawk* and subsequent *P4 Resqtec* continued to evolve that line of tools to provide a modern option and the hand-drill design has continued as a separate branch but for the most part, all of the conventional cutting, spreading and combi-tools went on to be a very similar size and look as the hose-fed versions except with a battery stuck on somewhere. *Holmatro's* new mini-cutter which has a similar cutting head to most peddle cutters shows how a battery can create a very



# BATTERY CUTTERS

useful self-contained tool that can go anywhere although peddle cutters have long been run from short extensions without any problems because they were only ever operating in the footwell. This new model can be used in any area of a vehicle or for building entry or railing cutting etc. It's a high-cutting power option that can virtually be carried in a vehicle glove-box.....if you had a really, really big glove-box.

## NOISE

Something we didn't elaborate on in part 1 was the noise generated by battery tools. We said and often say, that there is very little noise associated with battery tools as compared to a petrol engine or, in the case of hydraulics, a petrol/gas generator. When a battery tool is NOT being used there is virtually no noise, no background tick-over or the continuous quite loud noise of a fuel-driven generator, even the so called whisper-pumps. But when the tool is operating there is a noise, often a high-pitch whirr that increases with workload. As an example, *Libervit's* large backpack battery with hydraulic pump generates 48 dB, the *Lukas/Hurst 799* = 69 to 74 Decibells and *Holmatro's MiniCutter* =74. Those aren't bad - compared to a 32cc chainsaw at around 80 to 103dB and of course, the petrol chainsaw continues to generate a relatively high noise even on tick-over.

## WiFi & BLUETOOTH DIAGNOSTICS

Most modern tool batteries already show charge status - usually with a line of green LEDs but many do much more. Some like *Holmatro* have a hard-wired diagnostics capability where the tool is linked to a laptop to assess work hours, maintenance and performance as well as Bluetooth. This can be done in the field but is generally a post-incident task undertaken back on-station. Others use a mobile app on WiFi or Bluetooth to connect remotely to a 'Smart' phone, device or wrist-monitor.

*Weber's* range of *E-Force* models has a *Smart-Force* variant which uses app-management. *Lukas/Hurst E-Connect* variants have mobile connectivity that allows their tools to be monitored for status, performance and inventory but they have also taken things a step further with an integrated dashboard on the handle to give real time information and *Libervit* have a wrist-mounted screen for tool monitoring.



LEFT: The *Weber Smart-Force* range uses a battery cover on the rear to keep its Milwaukee 18v battery waterproof



IMAGES NOT TO SCALE

IN THE FOLLOWING TABLES..... REFER TO COMMON DATA ON PAGE36/38 PLUS THIS

UNIQUE CUTTERS KEY....

**CUT FORCE:** Is the maximum *theoretical* force possible but not quoted by all because the EN and/or NFPA classifications cover this more accurately. Indeed, one or two manufacturers flat-out refuse to quote it because they feel it is a misleading figure. Our figures are in kN (KiloNewtons) and US (Short) Ton. There are 1.10 US short tons to a UK ton and to the metric ton (or tonne).





**CUT OPENING:** The maximum distance the cutter blades will open but don't forget that this does not equate to the material that can be cut as the max opening provides the least power. Check out the round bar cutting figure for more accurate interpretation of cutting prowess.

**ROUND BAR:** According to NFPA (and/or EN cut classifications) (see table on page 33) this is the max size of round bar that can be cut as a prescribed material with a specified Rockwell Hardness so that all tests are comparable.

**ROTATE HEAD/HANDLE:** Either the blade or the handle can rotate for better access to the cut or the handle will extend around the tool by 180, 270 or 360° to allow it to be used in any position.



The Lukas & Hurst E3, E3-Connect and Holmatro Pentheon series of tools are all fully sealed against water immersion with batteries that can be changed under water. The Lukas/Hurst E3 & E3 Connect can even use a salt water battery that can be swapped under fresh and salt water. On the illuminated 'dashboard' present on E3 and E3 connect models (pics above) a wavy sea symbol indicates when the saltwater battery is on board. Note the EWXT model shown in the main picture has now been discontinued in favour of the E3/E3 Connect which have the full 'dashboard'. Weber's Smart range uses a waterproof cover on their 18v Milwaukee battery and top-right is their on-board dash. Libervit have used battery tools in sea water for years and even have full WiFi management including this handy Wrist-mounted monitor with 30m range, but their tools require a remote battery/hydraulic pump backpack attached via lead rather than a battery attached directly to the tool.

<p><b>IMAGES NOT TO SCALE</b>  <b>OTHER TOOLS IN RANGE:</b>  <span style="color:blue">■</span>= Combi <span style="color:green">■</span>= Spreader <span style="color:yellow">■</span>=Ram  <span style="color:purple">■</span>= Special Tools  <span style="border:1px solid black; border-radius:50%; padding:2px;">●</span>= PARTIAL FEATURE  <span style="border:1px dashed black; padding:2px;">□</span>= Option                      Theoretical Max Forces= <u>underlined&gt;</u>                      Str-Curve= Straight section ahead of curve  <span style="border:1px solid cyan; padding:2px;">■</span> (cyan border) WiFi is present on the model <span style="color:cyan">variant</span> `shown in <span style="color:cyan">cyan</span></p>	<p><b>SERIES</b>  <b>MODEL</b>  <b>VARIANT</b>                      Product Code  <b>VOLTAGE</b></p>	<p><b>COMPANY</b></p>	<p><b>TOOLS IN RANGE</b></p>	<p><b>ORIGIN</b></p>	<p><b>COST</b> inc tax / VAT</p>	<p><b>WEIGHT IN HAND</b> inc BATTERY(IES)</p>	<p><b>WEIGHT</b> DEFAULT BATTERY</p>	<p><b>BATTERY</b> Ah <b>OPTIONS</b> TYPE</p>	<p><b>BATTERY DURATION</b> RECHARGE TIME</p>
	<p>Light Rescue LRS Cutter <span style="color:green">54/60V</span></p>	<p><b>AMKUS</b></p>			N/A	22.2kg 48.8lb	1.2kg 2.6 lb	DeWalt FlexVolt 6Ah <span style="color:green">9, 12Ah</span> <span style="color:green">Li-ion</span>	10-15mins <span style="color:red">60mins</span>
	<p>Heavy Rescue HRS Short Blade Cutter <span style="color:green">54/60V</span></p>	<p><b>AMKUS</b></p>	<span style="color:blue">■</span> <span style="color:green">■</span> <span style="color:yellow">■</span>		N/A	25.2kg 55.4lb	1.2kg 2.6 lb	DeWalt FlexVolt 6Ah <span style="color:green">9, 12Ah</span> <span style="color:green">Li-ion</span>	10-15mins- <span style="color:red">60mins</span>
	<p>Heavy Rescue HRS Long Blade Cutter <span style="color:green">54/60V</span></p>	<p><b>AMKUS</b></p>			N/A	25.2kg 55.4lb	1.2kg 2.6 lb	DeWalt FlexVolt 6Ah <span style="color:green">9, 12Ah</span> <span style="color:green">Li-ion</span>	10-15mins <span style="color:red">60mins</span>
	<p>F180-2P BO <span style="color:green">54/60V</span></p>	<p><b>EDILGRAPPA</b></p>	<span style="color:red">■</span> <span style="color:green">■</span> <span style="color:yellow">■</span> <span style="color:purple">■</span>		N/A	22.5kg 10.2lb	1.4kg 3lb	DeWalt FlexVolt 9Ah <span style="color:green">Li-ion</span>	10-25mins <span style="color:red">60mins</span>
	<p>F150N-E <span style="color:green">54/60V</span></p>	<p><b>EDILGRAPPA</b></p>	<span style="color:red">■</span> <span style="color:green">■</span> <span style="color:yellow">■</span> <span style="color:purple">■</span>		N/A	22.3kg 10.1lb	1.4kg 3lb	DeWalt FlexVolt 9Ah <span style="color:green">Li-ion</span>	10-25mins <span style="color:red">60mins</span>
	<p>F130-N-T30 <span style="color:green">18/20V</span></p>	<p><b>EDILGRAPPA</b></p>	<span style="color:blue">■</span> <span style="color:red">■</span> <span style="color:purple">■</span>		N/A	13.1kg 28.8lb	0.6kg 1.3lb	DeWalt FlexVolt 5Ah <span style="color:green">Li-ion</span>	10-15mins <span style="color:red">60mins</span>

NFPA Cutting Codes	A	B	C		D	E
MATERIAL CATEGORY	ROUND BAR	FLAT BAR	ROUND PIPE		SQUARE TUBE	ANGLE IRON
MATERIAL	A-36 Hot-rolled	A-36	Schedule 40 A-53 Grade B		A-500 Grade B	A-36
	Diameter	Thickness x Width	Nominal Size	OD x Wall Thickness	Dimension x Wall Thickness	Square Dimension x Thickness
PERFORMANCE LEVEL	(in.)	(in. x in.)	(in.)	(in. x in.)	(in. x in.)	(in. x in.)
1	3/8	1/4 x 1/2	3/8	0.68 x 0.09	1/2 x 0.06	1/2 x 1/8
2	1/2	1/4 x 1	3/4	1.05 x 0.11	1 3/4 x 0.06	1 x 1/8
3	5/8	1/4 x 2	1	1.32 x 0.13	1 x 0.08	1 1/4 x 3/16
4	3/4	1/4 x 3	1 1/4	1.66 x 0.14	1 1/4 x 0.12	1 1/2 x 3/16
5	7/8	1/4 x 4	1 1/2	1.90 x 0.15	1 1/2 x 0.12	1 1/2 x 1/4
6	1	3/8 x 3	2	2.38 x 0.15	1 3/4 x 0.12	1 3/4 x 1/4
7	1 1/4	3/8 x 4	2 1/2	2.88 x 0.20	2 x 0.15	1 1/2 x 3/8
8	1 1/2	3/8 x 5	3	3.50 x 0.22	2 1/2 x 0.19	2 x 3/8
9	1 3/4	3/8 x 6	3 1/2	4.00 x 0.23	3 x 0.19	2 1/2 x 3/8

STORED LENGTH w/TIPS	DIMENSIONS		CUT CLASSES EN CLASSIFICATION EN CUT CAPACITY NFPA CLASS	THEORETICAL CUT FORCE t= US short ton	CUT OPENING ROUND BAR	WORKING (HYDRAULIC) PRESSURE	BLADE TYPE	ROTATE HEAD/HANDLE	LED LIGHTS	WIFI CAPABLE	IN-WATER-CAPABLE TOOL/BATTERY IP	NOTES	WWW
	WIDTH	HEIGHT /DEPTH											
853mm 33.6"	221mm 8.7"	231mm 11.3"	- - A6 B8 C6 D7 E7 F4	1154kN 129.7t	160mm 6.3" 25mm* 1"	700 Bar 10.2K psi	Str-Curve	- 360°	☑	-	-	New in 2025 Replaced ION series *as per NFPA A6	amkus.com
826mm 32.5"	221mm 8.7"	295mm 11.6"	- - A7 B8 C7 D9 E8 F4	1560kN 175.4t	147mm 5.8" 31.75mm* 1.25"	700 Bar 10.2K psi	Str-Curve	- 360°	☑	-	-	New in 2025 Replaced ION series *as per NFPA A7	amkus.com
856mm 33.4"	221mm 8.7"	285mm 11.2"	- - A8 B9 C7 D9 E9 F4	1560kN 175.4t	178mm 7" 38.1mm* 1.5"	700 Bar 10.2K psi	Straight	- 360°	☑	-	-	New in 2025 Replaced ION series *as per NFPA A8	amkus.com
832mm 32.75"	262mm 10.3"	300mm 11.8"	J BC180-J-22.5 - -	871kN 98t	185mm 7.3" 24mm 0.95"	700 Bar 10.2K psi	Str-Curve	- 360°	☑	-	-	n/a	edilgrappa.com
777mm 30.6"	274mm 10.8"	244mm 9.6"	H BC150-H-20 A6 B5 C6 D7 E7	394kN 44.3t	147mm 5.8" 30mm 1.2"	700 Bar 10.2K psi	Str-Curve	- 270°	☑	-	-	n/a	edilgrappa.com
679mm 33.9"	245mm 10.8"	388mm 15.3"	F AC130-F-13 -	330kN 37.1t	130mm 5.1" 24mm 0.95"	550 Bar 8K psi	Curve	- 180°	☑	-	-	n/a	edilgrappa.com

<p>IMAGES NOT TO SCALE OTHER TOOLS IN RANGE:  <span style="color:blue">■</span>= Combi <span style="color:green">■</span>= Spreader <span style="color:yellow">■</span>=Ram  <span style="color:purple">■</span>= Special Tools  <span style="color:red">●</span>= PARTIAL FEATURE  <span style="border:1px solid black; display:inline-block; width:10px; height:10px;"></span>= Option                      Theoretical Max Forces= <u>underlined&gt;</u>                      Str-Curve= Straight section ahead of curve  <span style="border:1px solid cyan; display:inline-block; width:10px; height:10px;"></span> (cyan border) WiFi is present on the model variant shown in cyan</p>	<p><b>SERIES</b> <b>MODEL</b> <b>VARIANT</b> Product Code <b>VOLTAGE</b></p>	<p><b>COMPANY</b></p>	<p>TOOLS IN RANGE</p>	<p>ORIGIN</p>	<p><b>COST</b> inc tax / VAT</p>	<p><b>WEIGHT IN HAND</b> inc BATTERY(IES)</p>	<p><b>WEIGHT</b> DEFAULT BATTERY</p>	<p><b>BATTERY</b> Ah <b>OPTIONS</b> <b>TYPE</b></p>	<p><b>BATTERY</b> <b>DURATION</b> <b>RECHARGE</b> <b>TIME</b></p>
	<p>TP10 18/20V</p>	<p><b>EDILGRAPPA</b></p>	<p><span style="color:blue">■</span> <span style="color:green">■</span> <span style="color:purple">■</span></p>	<p></p>	<p>N/A</p>	<p>8.5kg 18.7lb</p>	<p>0.6kg 1.3lb</p>	<p>DeWalt FlexVolt 5Ah Li-ion</p>	<p>10-15mins 60mins</p>
	<p>E-Force ALL9 28V</p>	<p><b>GENESIS RESCUE</b></p>	<p><span style="color:blue">■</span> <span style="color:green">■</span> <span style="color:purple">■</span></p>	<p> </p>	<p>N/A</p>	<p>26.3kg 58lb</p>	<p>1.4kg 3.2lb 1kg 2.3lb</p>	<p>Genesis/ Milwaukee 5Ah* Li-ion</p>	<p>&lt;45mins 90mins</p>
	<p>E-Force C195 SL3 NEXTGEN 28V</p>	<p><b>GENESIS RESCUE</b></p>	<p><span style="color:blue">■</span> <span style="color:green">■</span> <span style="color:purple">■</span></p>	<p> </p>	<p>N/A</p>	<p>20.6kg 45.4lb</p>	<p>1.4kg 3.2lb 1kg 2.3lb</p>	<p>Genesis/ Milwaukee 5Ah* Li-ion</p>	<p>&lt;45mins 90mins</p>
	<p>E-Force C236 SL3 NEXTGEN 28V</p>	<p><b>GENESIS RESCUE</b></p>	<p><span style="color:blue">■</span> <span style="color:green">■</span> <span style="color:purple">■</span></p>	<p> </p>	<p>N/A</p>	<p>23.5kg 51.8lb</p>	<p>1.4kg 3.2lb 1kg 2.3lb</p>	<p>Genesis/ Milwaukee 5Ah* Li-ion</p>	<p>&lt;45mins 90mins</p>
	<p>E-Force Mass Transit Cutter 109.104.0 28V</p>	<p><b>GENESIS RESCUE</b></p>	<p><span style="color:blue">■</span> <span style="color:green">■</span> <span style="color:purple">■</span></p>	<p> </p>	<p>N/A</p>	<p>23.4kg 51.5lb</p>	<p>1.4kg 3.2lb 1kg 2.3lb</p>	<p>Genesis/ Milwaukee 5Ah* Li-ion</p>	<p>&lt;45mins 90mins</p>
	<p>PENTHEON PCU60 28V</p>	<p><b>HOLMATRO</b></p>	<p><span style="color:blue">■</span> <span style="color:green">■</span> <span style="color:yellow">■</span></p>	<p></p>	<p>N/A</p>	<p>25kg 55.1lb</p>	<p>1.5kg 3.3lb</p>	<p>Holmatro PBPA287 8Ah Li-ion</p>	<p>&gt;11mins 60mins</p>
	<p>PENTHEON PCU50 28V</p>	<p><b>HOLMATRO</b></p>	<p><span style="color:blue">■</span> <span style="color:green">■</span> <span style="color:yellow">■</span></p>	<p></p>	<p>N/A</p>	<p>21.5kg 47.4lb</p>	<p>1.5kg 3.3lb</p>	<p>Holmatro PBPA287 8Ah Li-ion</p>	<p>&gt;11mins 60mins</p>
	<p>PENTHEON PCU40 28V</p>	<p><b>HOLMATRO</b></p>	<p><span style="color:blue">■</span> <span style="color:green">■</span> <span style="color:yellow">■</span></p>	<p></p>	<p>N/A</p>	<p>19kg 41.9lb</p>	<p>1.5kg 3.3lb</p>	<p>Holmatro PBPA287 8Ah Li-ion</p>	<p>&gt;11mins 60mins</p>
	<p>PENTHEON PCU30CL 28V</p>	<p><b>HOLMATRO</b></p>	<p><span style="color:blue">■</span> <span style="color:green">■</span> <span style="color:yellow">■</span></p>	<p></p>	<p>N/A</p>	<p>15.3kg 33.7lb</p>	<p>1.5kg 3.3lb</p>	<p>Holmatro PBPA287 8Ah Li-ion</p>	<p>&gt;11mins 60mins</p>
	<p>MIni-Cutter CCU10 18V</p>	<p><b>HOLMATRO</b></p>	<p><span style="color:blue">■</span> <span style="color:green">■</span> <span style="color:yellow">■</span></p>	<p></p>	<p>N/A*</p>	<p>4.9kg 10.8lb</p>	<p>0.4kg 0.9lb</p>	<p>Holmatro CAS 2Ah Li-ion</p>	<p>&lt;70 cuts 30mins</p>
	<p>E2 S 799 25.2V</p>	<p><b>HURST (IDEX)</b></p>	<p><span style="color:blue">■</span> <span style="color:green">■</span> <span style="color:yellow">■</span></p>	<p> </p>	<p>\$13,900</p>	<p>26.2kg</p>	<p>1kg 2.1lb</p>	<p>Hurst 5Ah Li-ion</p>	<p>30-60mins 90mins</p>



STORED DIMENSIONS			CUT CLASSES EN CLASSIFICATION EN CUT CAPACITY NFPA CLASS	THEORETICAL CUT FORCE t= US short ton	CUT OPENING ROUND BAR	WORKING (HYDRAULIC) PRESSURE	BLADE TYPE	ROTATE HEAD/HANDLE	LED LIGHTS	WIFI CAPABLE	IN-WATER-CAPABLE TOOL/BATTERY IP	NOTES	WWW
LENGTH w/TIPS	WIDTH	HEIGHT /DEPTH											
1034mm 40.7"	264mm 10.4"	143mm 5.6"	- - -	233kN 26.2t	52mm 2" n/a	550 Bar 8K psi	Straight	360° -	■	-	n/a		edilgrappa.com
1029mm 40.5"	298mm 11.7"	241mm 9.5"	- - - A9 B9 C9 D9 E9	0kN 0t	260mm 10.2" 45mm 1.75"	700 Bar 10.2K psi	Str-Curve	- 360°	-	-	-	*15Ah powerpack also available	genesisrescue.com
898mm 35.4"	236mm 9.3"	241mm 9.5"	- - - A8 B9 C7 D9 E9 F4	0kN 0t	185mm 7.3" 38mm 1.5"	700 Bar 10.2K psi	Str-Curve	- 360°	■	4	-	*15Ah powerpack also available	genesisrescue.com
994mm 39.1"	260mm 10.2"	241mm 9.5"	- - - A7 B8 C6 D8 E8 F5	0kN 0t	210mm 8.3" 32mm 1.25"	700 Bar 10.2K psi	Str-Curve	- 360°	■	4	-	*15Ah powerpack also available	genesisrescue.com
743mm 29.3"	205mm 8"	241mm 9.5"	- - - A4 B3 C5 D6 E6	0kN 0t	120mm 7.3" 19mm 0.75"	700 Bar 10.2K psi	Straight	- 360°	■	4	-	*15Ah powerpack also available	genesisrescue.com
969mm 38.1"	236mm 9.3"	241mm 9.5"	K CC205-K-25 1K 2K 3K 4K 5K A9 B9 C9 D9 E9 F4	1765kN 198.4t	205mm 8.1" 47mm 1.9"	720 Bar 10.4K psi	Str-Curve	- 360°	■	6	■	Inclined blade angle. Stepless speed increase	holmatro.com
892mm 35.1"	270mm 10.6"	274mm 10.8"	K BC165-K-21.5 1K 2K 3K 4K 5K A8 B8 C7 D9 E9 F4	1389kN 156.2t	182mm 7.2" 41mm 1.6"	720 Bar 10.4K psi	Str-Curve	- 360°	■	6	■	Inclined blade angle. Stepless speed increase	holmatro.com
832mm 32.8"	270mm 10.6"	300mm 11.7"	I BC165-I-19 1I 2I 3I 4I 5I A7 B7 C6 D7 E8 F3	764kN 85.9t	170mm 6.7" 36mm 1.4"	720 Bar 10.4K psi	Str-Curve	- 360°	■	6	■	Inclined blade angle. Step less speed increase	holmatro.com
811mm 31.9"	270mm 10.6"	288mm 10.8"	G BC150-F-15.3 1H 2G 3G 4F 5G A5 B5 C5 D6 E4 F3	0kN 0t	170mm 6.7" 36mm 1.4"	720 Bar 10.4K psi	Str-Curve	- 360°	■	6	■	Inclined blade angle. Step less speed increase	holmatro.com
554mm 21.8"	154mm 6.1"	92mm 3.6"	B AC59-B-4.9 1D 2D 3C A4 B3 C2 D4 E4	220kN 24.7t	59mm 2.3" 22mm 0.9"	720 Bar 10.4K psi	Straight	- 360°	■	-	20 54	Inclined blade angle. *Battery included	holmatro.com
1025mm 40.4"	281mm 11.1"	269mm 10.6"	K CC 200 K-26,2 1K-2K-3K-4K-5K A9 B9 C9 D9 E9 F5	1310kN 147.25t	204mm 8" 45mm 1.8"	700 Bar 10.1K psi	Str-Curve	- 360°	■	2	-	E2 DISCONTINUED	jawsoflife.com

<p>IMAGES NOT TO SCALE OTHER TOOLS IN RANGE:   = Combi  = Spreader  = Ram   = Special Tools   = PARTIAL FEATURE   = Option                      Theoretical Max Forces= <u>underlined</u>                      Str-Curve= Straight section ahead of curve   = (cyan border) WiFi is present on the model variant `shown in cyan`</p>	<p><b>SERIES</b> <b>MODEL</b> <b>VARIANT</b> Product Code <b>VOLTAGE</b></p>	<p><b>COMPANY</b></p>	<p>TOOLS IN RANGE</p>	<p>ORIGIN</p>	<p><b>COST</b> inc tax / VAT</p>	<p><b>WEIGHT IN HAND</b> inc BATTERY(IES)</p>	<p><b>WEIGHT</b> DEFAULT BATTERY</p>	<p><b>BATTERY</b> Ah <b>OPTIONS</b> TYPE</p>	<p><b>BATTERY</b> <b>DURATION</b> <b>RECHARGE</b> TIME</p>
	<p>S 799 E3/E3connect 25.2V</p>	<p><b>HURST</b> <b>(IDEX)</b></p>			<p>N/A</p>	<p>26.5kg 58.3lb</p>	<p>1.6kg 3.5lb</p>	<p>Hurst 9Ah 5Ah Li-ion</p>	<p>&lt;60mins 150-100mins</p>
	<p>S 789 E3/E3connect 25.2V</p>	<p><b>HURST</b> <b>(IDEX)</b></p>			<p>N/A</p>	<p>24kg 52.8lb</p>	<p>1.6kg 3.5lb</p>	<p>Hurst 9Ah 5Ah Li-ion</p>	<p>&lt;60mins 150-100mins</p>
	<p>S 378 E3/E3connect 25.2V</p>	<p><b>HURST</b> <b>(IDEX)</b></p>			<p>\$11,240</p>	<p>20kg 44lb</p>	<p>1.6kg 3.5lb</p>	<p>Hurst 9Ah 5Ah Li-ion</p>	<p>&lt;60mins 150-100mins</p>
	<p>Underwater Cutter100 CHCBM100 28V</p>	<p><b>HYDRAM</b></p>			<p>N/A</p>	<p>27.8kg 61.2lb</p>	<p>00kg 00lb</p>	<p>5Ah Li-ion</p>	<p>00mins 66mins</p>
	<p>Underwater Cutter150 CHCBM150 28V</p>	<p><b>HYDRAM</b></p>			<p>N/A</p>	<p>28.3kg 62.3lb</p>	<p>00kg 00lb</p>	<p>5Ah Li-ion</p>	<p>00mins 66mins</p>
	<p>Underwater Cable Cutter CHCBM100 28V</p>	<p><b>HYDRAM</b></p>			<p>N/A</p>	<p>26.75kg 59lb</p>	<p>00kg 00lb</p>	<p>5Ah Li-ion</p>	<p>00mins 66mins</p>
	<p>E2 S 799-Beast 25.2V</p>	<p><b>LUKAS</b> <b>(IDEX)</b></p>			<p>N/A</p>	<p>26.5kg 58.3lb</p>	<p>1.2kg 2.7lb</p>	<p>Lukas 9Ah 5Ah Li-ion</p>	<p>30-60mins 75-150mins</p>
	<p>E2 S 788 25.2V</p>	<p><b>LUKAS</b> <b>(IDEX)</b></p>			<p>N/A</p>	<p>23.8kg 52.4lb</p>	<p>1.6kg 3.5lb</p>	<p>Lukas 9Ah 5Ah Li-ion</p>	<p>30-60mins 75-150mins</p>
	<p>E2 S 377 25.2V</p>	<p><b>LUKAS</b> <b>(IDEX)</b></p>			<p>N/A</p>	<p>20.5kg 45.1lb</p>	<p>1.2kg 2.7lb</p>	<p>Lukas 9Ah 5Ah Li-ion</p>	<p>30-60mins 75-150mins</p>
	<p>E2 S 312 25.2V</p>	<p><b>LUKAS</b> <b>(IDEX)</b></p>			<p>N/A</p>	<p>20kg 44lb</p>	<p>1.2kg 2.7lb</p>	<p>Lukas 9Ah 5Ah Li-ion</p>	<p>30-60mins 75-150mins</p>
	<p>Powercut S 120e 90-20-10 18V</p>	<p><b>LUKAS</b> <b>(IDEX)</b></p>	<p>-</p>		<p>N/A</p>	<p>3.7kg 8.1lb</p>	<p>1/ 1.36kg 2.2- 3lb</p>	<p>Makita 5/6Ah* Li-ion</p>	<p>&lt;15mins 55-120mins</p>

STORED DIMENSIONS			CUT CLASSES EN CLASSIFICATION EN CUT CAPACITY NFPA CLASS	THEORETICAL CUT FORCE t= US short ton	CUT OPENING ROUND BAR	WORKING (HYDRAULIC) PRESSURE	BLADE TYPE	ROTATE HEAD/HANDLE	LED LIGHTS	WiFi CAPABLE	IN-WATER-CAPABLE TOOL/BATTERY IP	NOTES	WWW
LENGTH w/TIPS	WIDTH	HEIGHT /DEPTH											
963mm 37.9"	265mm 10.4"	253mm 10"	K - 1K-2K-3K-4K-5K A9 B9 C9 D9 E9 F5	1310kN 147.25t	204mm 8" 45mm 1.8"	700 Bar 10.1K psi	Str-Curve	- 360°	2	68	58	5Ah battery reduces length by 20mm	jawsoflife.com
939mm 37"	266mm 10.5"	253mm 10"	K - 1K-2K-3K-4K-5K A8 B9 C8 D9 E9 F5	1100kN 123.6t	205mm 8" 42mm 1.6"	700 Bar 10.1K psi	Str-Curve	- 360°	2	68	58	5Ah battery reduces length by 20mm	jawsoflife.com
880mm 34.6"	235mm 9.25"	253mm 10"	I - 1I-2J-3K-4J-5J A7 B8 C7 D8 E8 F4	760kN 85.4t	202mm 7.9" 33mm 1.3"	700 Bar 10.1K psi	Curve	- 360°	2	68	58	5Ah battery reduces length by 20mm	jawsoflife.com
820mm 00"	205mm 00"	325mm 00"	-	490kN 55t	00mm 00mm	700 Bar 10.1K psi	Curve	-	2*	68	68	Waterproof to 120.9m/398ft *300-3000 lumen	hydram.com
850mm 00"	205mm 00"	325mm 00"	-	490kN 55t	00mm 00mm	700 Bar 10.1K psi	Curve	-	2*	68	68	Waterproof to 120.9m/398ft *300-3000 lumen	hydram.com
815mm 00"	205mm 00"	325mm 00"	-	490kN 55t	20mm 15mm	700 Bar 10.1K psi	Curve	-	2*	68	68	MOVE to SPECIAL TOOLS GUIDE Waterproof to 120.9m/398ft *300-3000 lumen	hydram.com
1025mm 40.4"	281mm 11.1"	269mm 10.6"	K CC 200 K-26,2 1K-2K-3K-4K-5K A9 B9 C9 D9 E9 F5	1376kN 155.7t	204mm 8" 45mm 1.8"	700 Bar 10.1K psi	Str-Curve	- 360°	2	-	54	E2 range DISCONTINUED	lukas.com
1000mm 39.4"	266mm 10.5"	281mm 10.1"	K - 1K-2K-3K-4K-5K A8 B9 C8 D9 E9 F4	1100kN 123.6t	200mm 7.7" 42mm 1.6"	700 Bar 10.1K psi	Curve	- 360°	2	-	54	E2 range DISCONTINUED	lukas.com
934mm 36.8"	237mm 9.3"	281mm 10.1"	I - 1I-2J-3I-4J-5J A7 B8 C7 D7 E8	650kN 73t	206mm 8.1" 33mm 1.3"	700 Bar 10.1K psi	Curve	- 360°	2	-	54	E2 range DISCONTINUED	lukas.com
917mm 36.1"	237mm 9.3"	281mm 11.1"	I BC 160 I - 19,3 1I-2J-3I-4J-5J A7 B8 C7 D7 E7	680kN 76.4t	160mm 6.3" 35mm 1.4"	700 Bar 10.1K psi	Curve	- 360°	2	-	54	E2 range DISCONTINUED	lukas.com
425mm 16.7"	127.3mm 5"	81.6mm 3.2"	E - 1E - 2C - 3B A5-B3-C2-D3-E3	183kN 20.5t	52.3mm 2" 22mm 0.86"	-	Straight	-	-	-	44	NEW in 2025 *EU uses 5Ah, US tends to use 6Ah	lukas.com

<p>IMAGES NOT TO SCALE OTHER TOOLS IN RANGE:  <span style="color:blue">■</span>= Combi <span style="color:green">■</span>= Spreader <span style="color:yellow">■</span>=Ram  <span style="color:purple">■</span>= Special Tools  <span style="color:red">●</span>= PARTIAL FEATURE  <span style="border:1px solid black; display:inline-block; width:10px; height:10px;"></span>= Option                      Theoretical Max Forces= <u>underlined&gt;</u>                      Str-Curve= Straight section ahead of curve  <span style="border:1px solid cyan; display:inline-block; width:10px; height:10px;"></span> (cyan border) WiFi is present on the model variant `shown in cyan`</p>	<p><b>SERIES</b> <b>MODEL</b> <b>VARIANT</b> Product Code <b>VOLTAGE</b></p>	<p><b>COMPANY</b></p>	<p>TOOLS IN RANGE</p>	<p>ORIGIN</p>	<p><b>COST</b> inc tax / VAT</p>	<p><b>WEIGHT IN HAND</b> inc BATTERY(IES)</p>	<p><b>WEIGHT</b> DEFAULT BATTERY</p>	<p><b>BATTERY</b> Ah <b>OPTIONS</b> <b>TYPE</b></p>	<p><b>BATTERY</b> <b>DURATION</b> <b>RECHARGE</b> <b>TIME</b></p>
	<p><b>E3/E3connect</b> <b>S 799</b> <b>25.2V</b></p>	<p><b>LUKAS</b> <b>(IDEX)</b></p>	<p><span style="color:blue">■</span> <span style="color:green">■</span> <span style="color:yellow">■</span></p>	<p></p>	<p>N/A</p>	<p>26.5kg 58.3lb</p>	<p>1.6kg 3.5lb</p>	<p>Lukas 9Ah <b>5Ah</b> <b>Li-ion</b></p>	<p>&lt;60mins <b>150-100mins</b></p>
	<p><b>E3/E3connect</b> <b>S 789</b> <b>25.2V</b></p>	<p><b>LUKAS</b> <b>(IDEX)</b></p>	<p><span style="color:blue">■</span> <span style="color:green">■</span> <span style="color:yellow">■</span></p>	<p></p>	<p>N/A</p>	<p>24kg 53lb</p>	<p>1.6kg 3.5lb</p>	<p>Lukas 9Ah <b>5Ah</b> <b>Li-ion</b></p>	<p>&lt;60mins <b>150-100mins</b></p>
	<p><b>E3/E3connect</b> <b>S 378</b> <b>25.2V</b></p>	<p><b>LUKAS</b> <b>(IDEX)</b></p>	<p><span style="color:blue">■</span> <span style="color:green">■</span> <span style="color:yellow">■</span></p>	<p></p>	<p>N/A</p>	<p>20kg 44lb</p>	<p>1.6kg 3.5lb</p>	<p>Lukas 9Ah <b>5Ah</b> <b>Li-ion</b></p>	<p>&lt;60mins <b>150-100mins</b></p>
	<p><b>RP-C160</b> <b>18v</b></p>	<p><b>OGURA</b></p>	<p><span style="color:blue">■</span> <span style="color:green">■</span> <span style="color:yellow">■</span></p>	<p></p>	<p>N/A</p>	<p>14.7kg 32.4 lb</p>	<p>1/ 1.36kg 2.2- 3lb</p>	<p>Makita 5/6Ah* <b>Li-ion</b></p>	<p>&lt;12mins <b>55-120mins</b></p>
	<p><b>HRS931/ HRS-932</b> <b>Shear Head</b> <b>18v</b></p>	<p><b>OGURA</b></p>	<p><span style="color:blue">■</span> <span style="color:green">■</span> <span style="color:yellow">■</span> <span style="color:purple">■</span></p>	<p></p>	<p>N/A</p>	<p>3.9kg 8.6lb <b>+6.2kg</b> <b>+13.7lb</b></p>	<p>1/ 1.36kg 2.2- 3lb</p>	<p>Makita 5/6Ah* <b>Li-ion</b></p>	<p>&lt;12mins <b>55-120mins</b></p>
	<p><b>HRS941/ HRS-932S</b> <b>'Stubby' Shear Head</b> <b>18v</b></p>	<p><b>OGURA</b></p>	<p><span style="color:blue">■</span> <span style="color:green">■</span> <span style="color:yellow">■</span> <span style="color:purple">■</span></p>	<p></p>	<p>N/A</p>	<p>4.2kg 9.3lb <b>+5.7kg</b> <b>+12.5lb</b></p>	<p>1/ 1.36kg 2.2- 3lb</p>	<p>Makita 5/6Ah* <b>Li-ion</b></p>	<p>&lt;12mins <b>55-120mins</b></p>
	<p><b>P16 Legacy</b> <b>PowerBlade</b> <b>12v or 16v LIGHT</b></p>	<p><b>POWERHAWK</b> <b>TECHNOLOGIES</b></p>	<p><span style="color:blue">■</span> <span style="color:green">■</span> <span style="color:yellow">■</span> <span style="color:purple">■</span></p>	<p></p>	<p>N/A</p>	<p>*21.4kg 47lb</p>	<p>*4.5kg 9.9lb <b>15.9kg</b> <b>*35lb</b></p>	<p>Powerhawk 12.4Ah <b>LiGHT</b> <b>33Ah Li-ion</b> <b>12v Lead Acid</b></p>	<p><b>?</b> <b>&lt;120mins</b> <b>&lt;15hr</b></p>
	<p><b>P-16X</b> <b>PowerBlade</b> <b>CS-1602LW</b> <b>7.5/12v</b></p>	<p><b>POWERHAWK</b> <b>TECHNOLOGIES</b></p>	<p><span style="color:blue">■</span> <span style="color:green">■</span> <span style="color:yellow">■</span> <span style="color:purple">■</span></p>	<p></p>	<p>N/A</p>	<p>22.1kg 48.7lb</p>	<p>1.36kg 3lb</p>	<p>Powerhawk 7.5Ah <b>Li-ion</b> or any 12v <b>Lead Acid</b> source</p>	<p><b>?</b> <b>&lt;120mins</b></p>
	<p><b>P-16X</b> <b>Shredder Blade</b> <b>C1604</b> <b>7.5/12v</b></p>	<p><b>POWERHAWK</b> <b>TECHNOLOGIES</b></p>	<p><span style="color:blue">■</span> <span style="color:green">■</span> <span style="color:yellow">■</span> <span style="color:purple">■</span></p>	<p></p>	<p>N/A</p>	<p>21.1kg 46.5lb</p>	<p>1.36kg 3lb</p>	<p>Powerhawk 7.5Ah <b>Li-ion</b> or any 12v <b>Lead Acid</b> source</p>	<p><b>?</b> <b>&lt;120mins</b></p>
	<p><b>P-16X</b> <b>Curved Blade</b> <b>C-1601</b> <b>7.5/12v</b></p>	<p><b>POWERHAWK</b> <b>TECHNOLOGIES</b></p>	<p><span style="color:blue">■</span> <span style="color:green">■</span> <span style="color:yellow">■</span> <span style="color:purple">■</span></p>	<p></p>	<p>N/A</p>	<p>21.6kg 47.5lb</p>	<p>1.36kg 3lb</p>	<p>Powerhawk 7.5Ah <b>Li-ion</b> or any 12v <b>Lead Acid</b> source</p>	<p><b>?</b> <b>&lt;120mins</b></p>
	<p><b>P-16X</b> <b>Hatchet Blade</b> <b>C1603</b> <b>7.5/12v</b></p>	<p><b>POWERHAWK</b> <b>TECHNOLOGIES</b></p>	<p><span style="color:blue">■</span> <span style="color:green">■</span> <span style="color:yellow">■</span> <span style="color:purple">■</span></p>	<p></p>	<p>N/A</p>	<p>20.5kg 45lb</p>	<p>1.36kg 3lb</p>	<p>Powerhawk 7.5Ah <b>Li-ion</b> or any 12v <b>Lead Acid</b> source</p>	<p><b>?</b> <b>&lt;120mins</b></p>

STORED DIMENSIONS			CUT CLASSES EN CLASSIFICATION EN CUT CAPACITY NFPA CLASS	THEORETICAL CUT FORCE t= US short ton	CUT OPENING ROUND BAR	WORKING (HYDRAULIC) PRESSURE	BLADE TYPE	ROTATE HEAD/HANDLE	LED LIGHTS	WIFI CAPABLE	IN-WATER-CAPABLE TOOL/BATTERY IP	NOTES	WWW
LENGTH w/TIPS	WIDTH	HEIGHT /DEPTH											
963mm 37.4"	265mm 10.4"	253mm 10"	K - 1K-2K-3K-4K-5K A9 B9 C9 D9 E9 F5	1376kN 155.7t	204mm 8" 45mm 1.7"	700 Bar 10.1K psi	Curve	- 360°	2	68 58	68 58	All Can use IP68 battery. E2 & EWXT Tools Discontinued	lukas.com
939mm 37"	266mm 10.5"	253mm 10"	K - 1K-2K-3K-4K-5K A8 B9 C8 D9 E9 F5	1100kN 123.6t	205mm 8.1" 42mm 1.6"	700 Bar 10.1K psi	Str-Curve	- 360°	2	68 58	68 58	All Can use IP68 battery. E2 & EWXT Tools Discontinued	lukas.com
880mm 34.6"	235mm 9.25"	266mm 10.5"	I - 1I-2J-3K-4J-5J A7 B8 C7 D8 E8 F4	760kN 85.4t	202mm 8" 33mm 1.3"	700 Bar 10.1K psi	Str-Curve	- 360°	2	68 58	68 58	All Can use IP68 battery. E2 & EWXT Tools Discontinued	lukas.com
591mm 23.3"	256mm 10.1"	182mm 7.2"	- - - 1I 2D 3F 4F 5G	738kN 83t	160mm 6.3" 32mm 1.26"	N/A	Str-Curve	360°/360°	2	-	-	*EU uses 5Ah, US tends to use 6Ah	ogurarescuertools.com
303mm 11.9" +382mm +15"	111mm 4.4" 186mm 7.3"	272mm 10.7" 104mm 4.1"	- - - -	98kN 11t	100mm 3.9" 32mm 1.26"	N/A	Curve	360°	-	-	-	Heads swap out in seconds. Cutter, Spreader etc. attach via short hose or direct to the powerhead. 941 for US market.	ogurarescuertools.com
328mm 12.9" +328mm +12.9"	111mm 4.4" 130mm 5.1"	273mm 10.7" 104mm 4.1"	- - - -	78.4kN 8.8t	26mm 1" 32mm 1.26"	N/A	Curve	360°/270°	-	-	-	All heads interchangeable between power units	ogurarescuertools.com
659mm 27"	254mm 10"	279mm 11"	- - - A3 B6 C3 D5 E6	93.4 to 200kN 10.5-22.5t	250mm 10" 25mm 1"	No Hydraulics	Straight	70°/270°	-	-	-	Original version. Only in support of existing purchases. Accepts all blades as per P-16X below *Wt = battery+ controller	powerhawk.com
659mm 27"	254mm 10"	279mm 11"	- - - PENDING	93.4 to 200kN 10.5-22.5t	250mm 10" 25mm 1"	No Hydraulics	Straight	70°/270°	-	-	-		powerhawk.com
635mm 25"	254mm 10"	279mm 11"	- - - PENDING	>311Tkn 35t	108mm 4.25" PENDING	No Hydraulics	Straight	70°/270°	-	-	-	interchangeable Cutter,spreader and combi heads.	powerhawk.com
610mm 24"	254mm 10"	279mm 11"	- - - PENDING	133.4Tkn 15t	125mm 5" PENDING	No Hydraulics	Straight	70°/270°	-	-	-	*Both P16&P16X can use a regular 12v car battery or any 12v power source with relevant adapter.	powerhawk.com
559mm 22"	254mm 10"	279mm 11"	- - - PENDING	200.2kN 22.5t	76mm 3" PENDING	No Hydraulics	Straight	70°/270°	-	-	-		powerhawk.com

<p>IMAGES NOT TO SCALE OTHER TOOLS IN RANGE:                        Theoretical Max Forces= <u>underlined</u>                      Str-Curve= Straight section ahead of curve   Wi-Fi is present on the model variant shown</p>	<p><b>SERIES</b> <b>MODEL</b> <b>VARIANT</b> Product Code <b>VOLTAGE</b></p>	<p><b>COMPANY</b></p>	<p><b>TOOLS IN RANGE</b></p>	<p><b>ORIGIN</b></p>	<p><b>COST</b> inc tax / VAT</p>	<p><b>WEIGHT IN HAND</b> inc BATTERY(IES)</p>	<p><b>WEIGHT</b> DEFAULT BATTERY</p>	<p><b>BATTERY</b> Ah <b>OPTIONS</b> <b>TYPE</b></p>	<p><b>BATTERY</b> <b>DURATION</b> <b>RECHARGE</b> <b>TIME</b></p>
	<b>EDD P-4W</b> 43.2V	<b>RESQTEC</b>			N/A	20.6kg 45.3lb	1kg 2.2lb	Resqtec 2.6Ah Li-ion	<45mins 60mins
	<b>EDD G4W</b> 43.2V	<b>RESQTEC</b>			N/A	15.9kg 6lb	1kg 2.2lb	Resqtec 2.6Ah Li-ion	<45mins 60mins*
	<b>EDD G6C</b> 43.2V	<b>RESQTEC</b>			N/A	20.3kg 44.8lb	1kg 2.2lb	Resqtec 2.6Ah Li-ion	<45mins 60mins*
	<b>EDD G6W</b> 43.2V	<b>RESQTEC</b>			N/A	20kg 44lb	1kg 2.2lb	Resqtec 2.6Ah Li-ion	<45mins 60mins*
	<b>Cutter SC</b> 28v	<b>SCORPE</b>			N/A	18.9kg 41.6lb	1kg 2.2lb	Milwaukee 5Ah M28 Li-ion	<45mins 90mins
	<b>Cutter MC</b> 28v	<b>SCORPE</b>			N/A	21.6kg 47.5lb	1kg 2.2lb	Milwaukee 5Ah M28 Li-ion	<45mins 90mins
	<b>Storm Surge</b> <b>ESLC-29</b> 18V/20v	<b>TNT RESCUE</b>			N/A	24.4kg 53.75lb 24.76kg 54.6lb	1.1kg 2.4lb 0.6kg 1.3lb	Milwaukee 8/9Ah M18 DeWalt 9Ah FlexVolt20 Li-ion	87mins 10-15mins 60mins
	<b>Storm Surge</b> <b>EBFC-320</b> 18V/20v	<b>TNT RESCUE</b>			N/A	28.8kg 63.6lb 29kg 63.9lb	1.1kg 2.4lb 0.6kg 1.3lb	Milwaukee 8/9Ah M18 DeWalt 9Ah FlexVolt20 Li-ion	87mins 10-15mins 60mins
	<b>Storm2</b> <b>ESLC-24D</b> 28v	<b>TNT RESCUE</b>			N/A	21.5kg 47.5lb	2x 1kg 2.2lb	Milwaukee 2x 5Ah M28 Li-ion	<90mins 60mins
	<b>Storm2</b> <b>ESLC-27D</b> 28v	<b>TNT RESCUE</b>			N/A	22.5kg 49.7lb	2x 1kg 2.2lb	Milwaukee 2x 5Ah M28 Li-ion	<90mins 60mins
	<b>Storm2</b> <b>ESLC-29D</b> 28v	<b>TNT RESCUE</b>			N/A	24.4kg 53.8lb	2x 1kg 2.2lb	Milwaukee 2x 5Ah M28 Li-ion	<90mins 60mins
	<b>Storm2</b> <b>EBFC-320D</b> 28v	<b>TNT RESCUE</b>			N/A	28.6kg 63.1lb	2x 1kg 2.2lb	Milwaukee 2x 5Ah M28 Li-ion	<90mins 60mins

STORED DIMENSIONS			CUT CLASSES EN CLASSIFICATION EN CUT CAPACITY NFPA CLASS	THEORETICAL CUT FORCE t= US short ton	CUT OPENING ROUND BAR	WORKING (HYDRAULIC) PRESSURE	BLADE TYPE	ROTATE HEAD/HANDLE	LED LIGHTS	WiFi CAPABLE	IN-WATER-CAPABLE TOOL/BATTERY IP	NOTES	WWW	
LENGTH w/TIPS	WIDTH	HEIGHT /DEPTH												
705mm 27.75"	271mm 10.7"	274mm 10.8"	E BC153E-20.6 1G 2E 3F 4F 5H A6 B5 C5 D6 E6	506kN 56.9t	153mm 6" 26mm 1"	No Hydraulics	Straight	61°	☐	-	-	54	3x interchangeable heads/blades. Rear handle option. *Also 28Ah powerpack. Jaw recess (reach)= 118mm	rescue.resqtec.com
767mm 30.2"	236mm 9.3"	228mm 9"	F BC156F-15.9 1H 2F 3G 4F 5G A6 B6 C6 D7 E6	554kN 62.3t	156mm 6.1" 30mm 1.2"	N/A	Curve	- 360°	☐	-	-	54	*Also 28Ah powerpack. Jaw recess (reach) = 128mm. *Charger has been enhanced from pt1	rescue.resqtec.com
868mm 34.2"	251mm 9.9"	235mm 9.25"	H CC200H-20.3 1I 2J 3H 4H 5J A6 B7 C6 D7 E7	1102kN 124t	203mm 8" 34mm 1.3"	N/A	Curve	- 360°	☐	-	-	54	*Also 28Ah powerpack. Jaw recess (Reach) =150mm. *Charger has been enhanced from pt1	rescue.resqtec.com
854mm 33.6"	268mm 10.5"	235mm 9.25"	H BC185H-19.9 1I 2J 3H 4J 5J A6 B7 C6 D7 E9	1052kN 118t	185mm 7.3" 34mm 1.3"	N/A	Curve	- 360°	☐	-	-	54	*Also 10Ah powerpack. Jaw recess (Reach) = 150mm *Charger has been enhanced from pt1	rescue.resqtec.com
925mm 36.4"	222mm 8.7"	248mm 9.8"	G BC/160-G-18.9 - -	493kN 55.4t	160mm 6.3" 32mm 1.26"	700 Bar 10.2K psi	Curve	- 360°	☐	4	-	54		scorpe.net
944mm 37.2"	232mm 9.1"	248mm 9.8"	I BC-185-I-21.6 - -	781kN 87.8t	180mm 7.1" 35mm 1.4"	700bar 10.2K psi	Curve	- 360°	☐	4	-	54		scorpe.net
838mm 33"	267mm 10.5"	297mm 11.7"	- - - A8 B9 C9 D9 E9 F5	1256.4kN 141.2t	178mm 7" 38mm 1.5"	722 Bar 10.5K psi	Curve	-	☐	4	-	54	TNT prices include 2 batteries and Dual Rapid charger. Cut Reach 129mm/ 5"	tntrescue.com
909.7mm 35.8"	267mm 10.5"	300mm 11.8"	- - - A9 B9 C9 D9 E9 F6	1424kN 160t	257mm 10.12" 45mm 1.75"	722 Bar 10.5K psi	Curve	-	☐	4	-	54	TNT prices include 2 batteries and Dual Rapid charger. 5.5" cut reach	tntrescue.com
798mm 31.4"	267mm 10.5"	241mm 9.5"	- - - A6 B5 C7 D7 E6	528.4kN 59.4t	127mm 5" 0mm 0"	722 Bar 10.5K psi	Curve	-	☐	2	-	54	ALL Spec is for 2 batteries but Can operate on one. Cut Reach 82.4mm/ 3.24"	tntrescue.com
815mm 32.1"	267mm 10.5"	241mm 9.5"	- - - A6 B7 C7 D7 E7	528.4kN 59.4t	193mm 7.6" 0mm 0"	722 Bar 10.5K psi	Curve	-	☐	2	-	54	ALL Spec is for 2 batteries but Can operate on one. Cut Reach 100.6mm/ 3.96"	tntrescue.com
826mm 32.5"	267mm 10.5"	241mm 9.5"	- - - A8 B9 C9 D9 E9 F4	1256.4kN 141.2t	177.8mm 8" 38mm 1.5"	722 Bar 10.5K psi	Curve	-	☐	2	-	54	ALL Spec is for 2 batteries but Can operate on one. Cut Reach 129mm/ 5"	tntrescue.com
879mm 34.6"	273mm* 10.75"	178mm 7"	- - - A9 B9 C9 D9 E9 F6	1424kN 160t	228.6mm 8.6" 45mm 1.75"	722 Bar 10.5K psi	Curve	-	☐	2	-	54	ALL Spec is for 2 batteries but Can operate on one. Cut Reach 140.4mm/ 5.53"	tntrescue.com

<p>IMAGES NOT TO SCALE OTHER TOOLS IN RANGE:  <span style="color:blue">■</span>= Combi <span style="color:green">■</span>= Spreader <span style="color:yellow">■</span>=Ram  <span style="color:purple">■</span>= Special Tools  <span style="color:red">●</span>= PARTIAL FEATURE  <span style="border:1px dashed green; display:inline-block; width:10px; height:10px;"></span>= Option                      Theoretical Max Forces= <u>underlined</u>                      Str-Curve= Straight section ahead of curve  <span style="border:1px solid cyan; display:inline-block; width:10px; height:10px;"></span>= (cyan border) WiFi is present on the model <span style="color:cyan">variant</span> shown in <span style="color:cyan">cyan</span></p>	<p><b>SERIES</b> <b>MODEL</b> <b>VARIANT</b> Product Code <b>VOLTAGE</b></p>	<p><b>COMPANY</b></p>	<p>TOOLS IN RANGE</p>	<p>ORIGIN</p>	<p><b>COST</b> inc tax / VAT</p>	<p><b>WEIGHT IN HAND</b> inc BATTERY(IES)</p>	<p><b>WEIGHT</b> DEFAULT BATTERY</p>	<p><b>BATTERY</b> Ah <b>OPTIONS</b> <b>TYPE</b></p>	<p><b>BATTERY</b> <b>DURATION</b> <b>RECHARGE</b> <b>TIME</b></p>
	E-Force3 RSC 170 1102148 28V	WEBER RESCUE			N/A	18.1kg 39.8lb	1kg 2.2lb	Milwaukee 5Ah M28 Li-ion	<45-80mins 60mins
	E-Force3 RSC170+ 1102149 28V	WEBER RESCUE			N/A	19.2kg 42.2lb	1kg 2.2lb	Milwaukee 5Ah M28 Li-ion	<45-80min 60mins
	E-Force3 RSC 190 1102150 28V	WEBER RESCUE			N/A	20.6kg 45.3lb	1kg 2.2lb	Milwaukee 5Ah M28 Li-ion	<45-80mins 60mins
	E-Force3 RSC 190+ 1102150 28V	WEBER RESCUE			N/A	21kg 46.2lb	1kg 2.2lb	Milwaukee 5Ah M28 Li-ion	<45-80min 60mins
	E-Force3 RSC200 1102152 28V	WEBER RESCUE			N/A	24.8kg 54.6lb	1kg 2.2lb	Milwaukee 5Ah M28 Li-ion	<45-80mins 60mins
	E-Force3 RSC F7 1102153 28V	WEBER RESCUE			N/A	26.9kg 59.1lb	1kg 2.2lb	Milwaukee 5Ah M28 Li-ion	<45-80min 60mins
	Smart-Force RSC 170 1101547 28V	WEBER RESCUE			N/A	19.1kg 42lb	1.1kg 2.33lb	Milwaukee 8Ah/12Ah M18 Li-ion	60/90mins 45-83mins
	Smart-Force RSC170+ 1101548 28V	WEBER RESCUE			N/A	20.1kg 44.2lb	1.1kg 2.33lb	Milwaukee 8Ah/12Ah M18 Li-ion	60/90mins 45-83mins
	Smart-Force RSC 190 1101549 28V	WEBER RESCUE			N/A	21.7kg 47.7lb	1.1kg 2.33lb	Milwaukee 8Ah/12Ah M18 Li-ion	60/90mins 45-83mins
	Smart-Force RSC 190+ 1101550 28V	WEBER RESCUE			N/A	22.8kg 50.1lb	1.1kg 2.33lb	Milwaukee 8Ah/12Ah M18 Li-ion	60/90mins 45-83mins
	Smart-Force RSC200 1101551 28V	WEBER RESCUE			N/A	25.7kg 56.5lb	1.1kg 2.33lb	Milwaukee 8Ah/12Ah M18 Li-ion	60/90mins 45-83mins
	Smart-Force RSC F7 1101553 28V	WEBER RESCUE		N/A	27.7kg 60.9lb	1.1kg 2.33lb	Milwaukee 8Ah/12Ah M18 Li-ion	60/90mins 45-83mins	



STORED LENGTH w/TIPS	DIMENSIONS		CUT CLASSES EN CLASSIFICATION EN CUT CAPACITY NFPA CLASS	THEORETICAL CUT FORCE  t= US short ton	CUT OPENING ROUND BAR	WORKING (HYDRAULIC) PRESSURE	BLADE TYPE	ROTATE HEAD/HANDLE	LED LIGHTS	WIFI CAPABLE	IN-WATER-CAPABLE TOOL/BATTERY IP	NOTES	WWW
	WIDTH	HEIGHT /DEPTH											
889mm 35"	236mm 9.3"	241mm 9.5"	I BC166I-18.1 1J 2K 3I 4J 5J A7 B8 C6 D8 E9 F4	N/A	175mm 6.9" 32mm 1.25"	700 Bar 10.2K psi	Str-Curve	- 360°	4	-	- 54	All E-Force tools can convert to hose	weber.com
889mm 35"	236mm 9.3"	241mm 9.5"	I BC166I-19,2 1J 2K 3I 4J 5J A7 B8 C6 D8 E9 F4	N/A	175mm 6.9" 32mm 1.25"	700 Bar 10.2K psi	Str-Curve	- 360°	4	-	- 54	All E-Force tools can convert to hose. Plus version has enhanced blade inserts	weber.com
920mm 00"	236mm 9.3"	241mm 9.5"	K BC187K-20,6 1K 2K 3K 4K 5K A8 B9 C7 D9 E9 F4	N/A	185mm 7.3" 38.1mm* 1.5"	700 Bar 10.2K psi	Str-Curve	- 360°	4	-	- 54	All E-Force tools can convert to hose	weber.com
969mm 36.2"	236mm 9.3"	241mm 9.5"	K BC187K-20,6 1K 2K 3K 4K 5K A8 B9 C7 D9 E9 F4	N/A	187mm 7.4" 38.1mm* 1.5"	700 Bar 10.2K psi	Str-Curve	- 360°	4	-	- 54	All E-Force tools can convert to hose. Plus version has enhanced blade inserts	weber.com
987mm 38.9"	300mm 11.8"	241mm 9.5"	K CC201K-24.8 1K 2K 3K 4K 5K A9 B9 C9 D9 E9 F5	N/A	200mm 7.8" 45mm 1.75"	700 Bar 10.2K psi	Str-Curve	- 360°	4	-	- 54	All E-Force tools can convert to hose	weber.com
1049mm 41.3"	295mm 11.6"	241mm 9.5"	K CC268K-26.9 1K 2K 3K 4K 5K A9 B9 C9 D9 E9 F7	N/A	300mm 11.8" 45mm 1.75"	700 Bar 10.2K psi	Str-Curve	- 360°	4	-	- 54	All E-Force tools can convert to hose	weber.com
889mm 35"	236mm 9.3"	228mm 9"	I BC166I-18.1 1J 2K 3I 4J 5J A7 B8 C6 D8 E9 F4	N/A	175mm 6.9" 32mm 1.25"	700 Bar 10.2K psi	Str-Curve	- 360°	4	68	68	All E-Force tools can convert to hose	weber.com
889mm 35"	236mm 9.3"	228mm 9"	I BC166I-19,2 1J 2K 3I 4J 5J A7 B8 C6 D8 E9 F4	N/A	175mm 6.9" 32mm 1.25"	700 Bar 10.2K psi	Str-Curve	- 360°	4	68	68	All E-Force tools can convert to hose. Plus version has enhanced blade inserts	weber.com
936mm 36.8"	236mm 9.3"	228mm 9"	K BC187K-21,7 1K 2K 3K 4K 5K A8 B9 C7 D9 E9 F4	N/A	185mm 7.3" 38.1mm* 1.5"	700 Bar 10.2K psi	Str-Curve	- 360°	4	68	68	All E-Force tools can convert to hose	weber.com
936mm 36.8"	236mm 9.3"	228mm 9"	K BC187K-22.8 1K 2K 3K 4K 5K A8 B9 C7 D9 E9 F4	N/A	187mm 7.4" 38.1mm* 1.5"	700 Bar 10.2K psi	Str-Curve	- 360°	4	68	68	All E-Force tools can convert to hose, Plus version has enhanced blade inserts	weber.com
1003mm 39.5"	297mm 11.7"	228mm 9"	K CC201K-25.7 1K 2K 3K 4K 5K A9 B9 C9 D9 E9 F5 F3	N/A	200mm 7.8" 45mm 1.75"	700 Bar 10.2K psi	Str-Curve	- 360°	4	68	68	All E-Force tools can convert to hose	weber.com
1064mm 41.9"	297mm 11.7"	241mm 9.5"	K CC268K-27.7 1K 2K 3K 4K 5K A9 B9 C9 D9 E9 F7	N/A	300mm 11.8" 45mm 1.75"	700 Bar 10.2K psi	Str-Curve	- 360°	4	68	68	All E-Force tools can convert to hose	weber.com



TECH. SEARCH



FL360 LR

10871















**FIRSTLOOK**

**USAR**

**SEE  
MORE.  
ACHIEVE  
MORE.**

[www.firstlook.net](http://www.firstlook.net)

<p>IMAGES NOT TO SCALE</p> <p>OTHER TOOLS IN RANGE:</p> <ul style="list-style-type: none"> <li><span style="color: orange;">■</span> = BATTERY TOOLS</li> <li><span style="color: red;">■</span> = Combi</li> <li><span style="color: green;">■</span> = Spreader</li> <li><span style="color: yellow;">■</span> = Ram</li> <li><span style="color: purple;">■</span> = Special Tools</li> </ul> <p>●● = PARTIAL or OK but not ideal  <span style="border: 1px solid black; padding: 0 2px;"> </span> = Option                  N/A = info Not Available/not given</p>						
<p><b>SERIES MODEL VARIANT</b> Product Code</p>	<p><b>F180</b></p>	<p><b>C165</b></p>	<p><b>SC198-SL3</b></p>	<p><b>SC198-SL3 Next Gen</b></p>	<p><b>C195 Next Gen</b></p>	<p><b>SC240-S</b></p>
<p><b>COMPANY</b></p>	<p><b>EDILGRAPPA</b></p>	<p><b>GENESIS RESCUE</b></p>	<p><b>GENESIS RESCUE</b></p>	<p><b>GENESIS RESCUE</b></p>	<p><b>GENESIS RESCUE</b></p>	<p><b>GENESIS RESCUE</b></p>
<p><b>TOOLS IN RANGE</b></p>	<p><span style="color: orange;">■</span> <span style="color: red;">■</span> <span style="color: green;">■</span> <span style="color: yellow;">■</span> <span style="color: purple;">■</span></p>					
<p><b>ORIGIN</b></p>	<p></p>	<p></p>	<p></p>	<p></p>	<p></p>	<p></p>
<p><b>COST</b> inc tax / VAT</p>	<p>N/A</p>	<p>N/A</p>	<p>N/A</p>	<p>N/A</p>	<p>N/A</p>	<p>N/A</p>
<p><b>WEIGHT (exc hose)</b></p>	<p>19.5kg 43lb</p>	<p>16.3kg 36lb</p>	<p>14.3kg 31.5lb</p>	<p>15.4kg 33.9lb</p>	<p>16.9kg 37.25lb</p>	<p>16.9kg 37.25lb</p>
<p><b>LENGTH</b></p>	<p>774mm 30.5"</p>	<p>711mm 28"</p>	<p>727mm 28.6"</p>	<p>732mm 28.8"</p>	<p>736mm 28.9"</p>	<p>758mm 29.8"</p>
<p><b>WIDTH</b></p>	<p>264mm 10.4"</p>	<p>225mm 8.9"</p>	<p>236mm 9.3"</p>	<p>236mm 9.3"</p>	<p>212mm 8.3"</p>	<p>236mm 9.3"</p>
<p><b>DEPTH</b></p>	<p>186mm 7.3"</p>	<p>202mm 8"</p>	<p>164mm 6.5"</p>	<p>164mm 6.5"</p>	<p>212mm 8.3"</p>	<p>164mm 6.5"</p>
<p><b>CUT</b> <b>EN CLASS</b> <b>EN CUT CLASSIFICATION</b> <b>NFPA CLASS</b></p>	<p>K BC181-K-19.5 - -</p>	<p>- - - A8 B6 C6 D7 E9</p>	<p>- - - A7 B8 C6 D8 E9 F4</p>	<p>- - - A7 B8 C6 D8 E9 F4</p>	<p>- - - A8 B9 C7 D9 E9</p>	<p>- - - A8 B9 C7 D9 E9</p>
<p><b>THEORETICAL CUT FORCE</b> t= US short ton</p>	<p>941kN 105.8USton</p>	<p>N/A</p>	<p>N/A</p>	<p>N/A</p>	<p>N/A</p>	<p>N/A</p>
<p><b>CUTTER OPENING</b> <b>ROUND BAR</b></p>	<p>181mm 7.1" <b>32mm</b> <b>1.25"</b></p>	<p>150mm 5.9" <b>25mm</b> <b>1"</b></p>	<p>175mm 6.9" <b>32mm</b> <b>1.25"</b></p>	<p>175mm 6.9" <b>32mm</b> <b>1.25"</b></p>	<p>180mm 7.1" <b>35mm</b> <b>1.5"</b></p>	<p>187mm 7.4" <b>38.1mm*</b> <b>1.5"</b></p>
<p><b>WORKING PRESSURE</b></p>	<p>700Bar / 10.2Kpsi</p>	<p>700Bar / 10.2Kpsi</p>	<p>700Bar / 10.2Kpsi</p>	<p>700Bar / 10.2Kpsi</p>	<p>700Bar / 10.2Kpsi</p>	<p>700Bar / 10.2Kpsi</p>
<p>ROTATE HEAD/HANDLE</p>	<p>--</p>	<p>--</p>	<p>- 360°</p>	<p>- 360°</p>	<p>--</p>	<p>- 360°</p>
<p>LED LIGHTS</p>	<p>-</p>	<p>-</p>	<p>-</p>	<p>-</p>	<p>-</p>	<p>-</p>
<p>OPERATING TEMP</p>	<p>?</p>	<p>?</p>	<p>?</p>	<p>?</p>	<p>?</p>	<p>?</p>
<p>IN-WATER-CAPABLE/ IP#</p>	<p>??</p>	<p>■ 68</p>	<p>■ 68</p>	<p>■ 68</p>	<p>■ 68</p>	<p>■ 68</p>
<p><b>NOTES</b></p>			<p>All Genesis battery tools can convert to hose and vice-versa</p>	<p>NextGen version has detachable blade inserts for boron/UHSS. All Genesis battery tools can convert to hose and vice-versa.</p>	<p>NextGen version has detachable blade inserts for boron/UHSS.</p>	<p>All Genesis battery tools can convert to hose and vice-versa.</p>
<p><b>WEBSITE</b></p>	<p>edilgrappa.com</p>	<p>genesisrescue.com</p>	<p>genesisrescue.com</p>	<p>genesisrescue.com</p>	<p>genesisrescue.com</p>	<p>genesisrescue.com</p>

							
Model	<b>SC240-SL3</b> Next Gen	<b>C236-SL2</b> Next Gen	<b>SC385-SL3</b>	<b>C365</b>	<b>All-9</b>	<b>F7-SL3</b>	
Series	<b>GENESIS RESCUE</b>	<b>GENESIS RESCUE</b>	<b>GENESIS RESCUE</b>	<b>GENESIS RESCUE</b>	<b>GENESIS RESCUE</b>	<b>GENESIS RESCUE</b>	
Color							
Country of Origin							
Weight	N/A	N/A	N/A	N/A	N/A	N/A	
Weight (kg/lb)	18kg 39.7lb	19.6kg 43.2lb	21kg 46.3lb	22kg 48.5lb	22.5kg 49.6lb	23.3kg 51.7lb	
Length (mm/in)	758mm 29.8"	833mm 33"	827mm 32.6"	811mm 31.9"	855mm 33.7"	886mm 34.9"	
Height (mm/in)	236mm 9.3"	260mm 10.2"	300mm 11.8"	298mm 11.7"	298mm 11.7"	295mm 11.6"	
Width (mm/in)	164mm 6.5"	221mm 8.7"	177mm 7"	221mm 8.7"	223mm 8.8"	179mm 7.1"	
Accessories	- - -	- - -	- - -	- - -	- - -	- - -	
Accessories	A8 B9 C7 D9 E9 F4	A8 B9 C8 D9 E9	A9 B9 C9 D9 E9 F5	A8 B9 C8 D9 E9	A9 B9 C9 D9 E9	A9 B9 C9 D9 E9 F7	
Accessories	N/A	N/A	N/A	N/A	N/A	N/A	
Blade Width (mm/in)	187mm 7.4" 38.1mm* 1.5"	210mm 8.2" 45mm 1.75"	202mm 7.8" 45mm 1.75"	170mm 6.7" 30mm 1.25"	180mm 7.1" 35mm 1.5"	300mm 11.8" 45mm 1.75"	
Pressure	700Bar / 10.2Kpsi	700Bar / 10.2Kpsi	700Bar / 10.2Kpsi	700Bar / 10.2Kpsi	700Bar / 10.2Kpsi	700Bar / 10.2Kpsi	
Rotation	- 360°	--	- 360°	--	--	- 360°	
Conversion	-	-	-			-	
Conversion	?	?	?	?	?	?	
Accessories	 68	 68	 68	 68	 68	 68	
Notes	NextGen version has detachable blade inserts for boron/UHSS. All Genesis battery tools can convert to hose and vice-versa.	NextGen version has detachable blade inserts for boron/UHSS.	All Genesis battery tools can convert to hose and vice-versa.			All Genesis battery tools can convert to hose and vice-versa	
Website	genesisrescue.com	genesisrescue.com	genesisrescue.com	genesisrescue.com	genesisrescue.com	genesisrescue.com	

IMAGES NOT TO SCALE

OTHER TOOLS IN RANGE:  
■ = BATTERY TOOLS  
■ = Combi  
■ = Spreader  
■ = Ram  
■ = Special Tools

● = PARTIAL or OK but not ideal  
 □ = Option  
 N/A = info Not Available/not given














SERIES MODEL VARIANT Product Code	CORE CU5030	CORE CU5030i CL	CORE CU5040	CORE CU5040i CL	CORE CU5050	CORE CU5050i
COMPANY	HOLMATRO	HOLMATRO	HOLMATRO	HOLMATRO	HOLMATRO	HOLMATRO
TOOLS IN RANGE	<span style="color: orange;">■</span> <span style="color: red;">■</span> <span style="color: green;">■</span> <span style="color: yellow;">■</span> <span style="color: purple;">■</span>					
ORIGIN						
COST inc tax / VAT	N/A	N/A	N/A	N/A	N/A	N/A
WEIGHT (exc hose)	9.5kg 20.9lb	9.5kg 20.9lb	13.1kg 28.9lb	13.2kg 29.1b	15.7kg 34.6lb	15.9kg 35.1lb
LENGTH	674mm 26.5"	685mm 27"	692mm 27.2"	706mm 27.8"	752mm 29.6"	762mm 30"
WIDTH	270mm 10.6"	275mm 10.8"	271mm 10.7"	300mm 11.8"	278mm 10.9"	306mm 12"
DEPTH	188mm 7.4"	253mm 10"	190mm 7.5"	268mm 10.6"	200mm 7.9"	268mm 10.6"
CUT EN CLASS EN CUT CLASSIFICATION NFPA CLASS	F BC 150f-9.5 1H 2G 3G 4F 5G A6 B5 C6 D6 E6 F2	F BC150F-9.5 1H 2G 3G 4F 5G A6 B5 C6 D6 E6 F2	I BC165I-13.1 1I 2I 3I 4J 5J A7 B7 C6 D7 E8 F3	I BC165I-13.2 1I 2I 3I 4J 5J A7 B7 C6 D7 E8 F3	K BC165K-15.9 1K 2K 3K 4K 5K A8 B8 C7 D9 E9 F4	K BC165K-15.9 1K 2K 3K 4K 5K A8 B8 C7 D9 E9 F4
THEORETICAL CUT FORCE t= US short ton	579kN 65Uston	549kN 61.7Uston	794kN 89.2Uston	764kN 85.8Uston	1412kN 158.7Uston	1389kN 156.3Uston
CUTTER OPENING ROUND BAR	170mm 6.7" 31mm 1.2"	170mm 6.7" 31mm 1.2"	170mm 6.7" 36mm 1.4"	170mm 6.7" 36mm 1.4"	182mm 7.2" 41mm 1.6"	182mm 7.2" 41mm 1.6"
WORKING PRESSURE	720Bar / 10.4Kpsi	720Bar / 10.4Kpsi	720Bar / 10.4Kpsi	720Bar / 10.4Kpsi	720Bar / 10.4Kpsi	720Bar / 10.4Kpsi
ROTATE HEAD/HANDLE	--	--	--	--	--	--
LED LIGHTS	?	?	?	?	?	?
OPERATING TEMP	?	?	?	?	?	?
IN-WATER-CAPABLE/ IP#	■ 68	■ 68	■ 68	■ 68	■ 68	■ 68
NOTES	Stepless speed increase	Inclined blade angle. Stepless speed increase	Stepless speed increase	Inclined blade angle. Stepless speed increase	Stepless speed increase	Inclined blade angle. Stepless speed increase
WEBSITE	holmatro.com	holmatro.com	holmatro.com	holmatro.com	holmatro.com	holmatro.com

<b>CORE CU5060</b>	<b>CORE CU5060i CL</b>	<b>S799E2</b>	<b>MCHE100</b>	<b>MCHE140</b>	<b>MCHC60</b>	<b>MCHC70</b>
<b>HOLMATRO</b>	<b>HOLMATRO</b>	<b>HURST (IDEX)</b>	<b>HYDRAM</b>	<b>HYDRAM</b>	<b>HYDRAM</b>	<b>HYDRAM</b>
N/A	N/A	\$10,265	N/A	N/A	N/A	N/A
19.6kg 43.2lb	19.8kg 43.7lb	23.6kg 57.6lb	14.4kg 31.7lb	16.7kg 36.8lb	14.4kg 31.7lb	16.7kg 36.8lb
807mm 31.8"	820mm 32.3"	1000mm 39.4"	744mm 29.3"	756mm 29.7"	744mm 29.3"	756mm 29.7"
321mm 12.6"	342mm 13.5"	266mm 10.5"	224mm 8.8"	224mm 8.8"	224mm 8.8"	224mm 8.8"
200mm 7.9"	285mm 11.2"	281mm 11.1"	177mm 7"	177mm 7"	177mm 7"	177mm 7"
5.7 K 5K E9 F4	K CC205K-19.6 1K 2K 3K 4K 5K A9 B9 C9 D9 E9 F4	K - 1K-2K-3K-4K-5K A8 B9 C8 D9 E9 F4	I CC130-H-14.4 ?? A7 B8 C6 D7 E9	I CC130-H-16.7 ?? A7 B8 C6 D7 E9	I CC130-H-14.4 ?? A7 B8 C6 D7 E9	I CC130-H-16.7 ?? A7 B8 C6 D7 E9
1793kN 201.5USton	1765kN 198.4USton	1100kN 123.6USton	694kN 73USton	950kN 73USton	694kN 73USton	950kN 73USton
205mm 8.1" 47mm 1.9"	205mm 8.1" 47mm 1.9"	200mm 7.8" 42mm 1.6"	154mm 6" ??mm ??"	154mm 6" ??mm ??"	154mm 6" ??mm ??"	154mm 6" ??mm ??"
720Bar / 10.4Kpsi	720Bar / 10.4Kpsi	700Bar / 10.1Kpsi	700Bar / 10.1Kpsi	700Bar / 10.1Kpsi	700Bar / 10.1Kpsi	700Bar / 10.1Kpsi
--	--	- 360°	--	--	--	--
?	?	2	-	-	-	-
?	?	-	?	?	?	?
68	68	68	68	68	68	68
Stepless speed increase	Inclined blade angle. Stepless speed increase		Cut reach/depth = 154mm See also 3x CHU models in combitools - these are closer to cutters than combis	Cut reach/depth = 154mm	Cut reach/depth = 154mm See also 3x CHU models in combitools - these are closer to cutters than combis	Cut reach/depth = 154mm
holmatro.com	holmatro.com	jawsoflife.com	hydram.com	hydram.com	hydram.com	hydram.com


<p>IMAGES NOT TO SCALE</p> <p>OTHER TOOLS IN RANGE:</p> <ul style="list-style-type: none"> <li><span style="color: orange;">■</span> = BATTERY TOOLS</li> <li><span style="color: red;">■</span> = Combi</li> <li><span style="color: green;">■</span> = Spreader</li> <li><span style="color: yellow;">■</span> = Ram</li> <li><span style="color: purple;">■</span> = Special Tools</li> </ul> <p>● = PARTIAL or OK but not ideal</p> <p>□ = Option</p> <p>N/A = info Not Available/not given</p>						
<p><b>SERIES MODEL VARIANT</b></p> <p>Product Code</p>	CHM275 CX	CHM2750 CX	CHU1500	CHU1800	CHU2020	LD2
<p><b>COMPANY</b></p>	HYDRAM	HYDRAM	HYDRAM	HYDRAM	HYDRAM	LIBERVIT
<p><b>TOOLS IN RANGE</b></p>	<span style="color: red;">■</span> <span style="color: green;">■</span> <span style="color: yellow;">■</span> <span style="color: purple;">■</span>		<span style="color: red;">■</span> <span style="color: green;">■</span> <span style="color: yellow;">■</span> <span style="color: purple;">■</span>			
<p><b>ORIGIN</b></p>						
<p><b>COST</b></p> <p>inc tax / VAT</p>	N/A	N/A	N/A	N/A	N/A	N/A
<p><b>WEIGHT (exc hose)</b></p>	14.4kg 31.7lb	16.7kg 36.8lb	15.88kg 35lb	16.08kg 35.45lb	17.6kg 38.8lb	20.3kg 44.7lb
<p><b>LENGTH</b></p>	744mm 29.3"	756mm 29.6"	711mm 00"	744mm 29.3"	00mm 00"	934mm 36.8"
<p><b>WIDTH</b></p>	224mm 8.8"	224mm 8.8"	224mm 8.8"	224mm 8.8"	00mm 00"	237mm 9.3"
<p><b>DEPTH</b></p>	177mm 7"	177mm 7"	177mm 7"	177mm 7"	00mm 00"	281mm 11.1"
<p><b>CUT</b></p> <p>EN CLASS</p> <p>EN CUT CLASSIFICATION</p> <p>NFPA CLASS</p>	I CC130-H-14.4 ?? A7 B8 C6 D7 E9	I CC130-H-16.7 ?? A7 B8 C6 D7 E9	G BC150-G-15.88 ?? A? B? C? D? E?	H BC180-H-17.2 ?? A7 B8 C6 D7 E9	H BC180-H-17.2 ?? A? B? C? D? E?	I - 11-2J-3I-4J- A7 B8 C7 D7
<p><b>THEORETICAL CUT FORCE</b></p> <p>t= US short ton</p>	694kN 78Uston	950kN 106Uston	950kN 106Uston	950kN 106Uston	1040kN 116.9Uston	650kN 73Uston
<p><b>CUTTER OPENING</b></p> <p>ROUND BAR</p>	154mm 6" ??mm ??	154mm 6" ??mm ??	150mm 5.9" ??mm ??	180mm 7.1" ??mm ??	202mm 7.9" ??mm ??	206mm 8.1" 33mm 1.3"
<p><b>WORKING PRESSURE</b></p>	700Bar / 10.1Kpsi	700Bar / 10.1Kpsi	700Bar / 10.1Kpsi	700Bar / 10.1Kpsi	700Bar / 10.1Kpsi	700Bar / 10.1Kpsi
<p><b>ROTATE HEAD/HANDLE</b></p>	--	--	--	--	--	- 360°
<p><b>LED LIGHTS</b></p>	-	-	-	-	-	2
<p><b>OPERATING TEMP</b></p>	?	?	?	?	?	?
<p><b>IN-WATER-CAPABLE/ IP#</b></p>	■ 68	■ 68	● 54	● 54	● 54	■ 68
<p><b>NOTES</b></p>	Cut reach/depth = 154mm See also 3x CHU models in combitools - these are closer to cutters than combis		Cut reach/depth = 154mm			
<p><b>WEBSITE</b></p>	hydram.com	hydram.com	hydram.com	hydram.com	hydram.com	libervit.com













					
	<b>LD2C</b>	<b>BP2</b>	<b>BP2C</b>	<b>U400</b>	
<b>BRAND</b>	<b>LIBERVIT</b>	<b>LIBERVIT</b>	<b>LIBERVIT</b>	<b>LIBERVIT</b>	
					
	N/A	N/A	N/A	N/A	
	26.5kg 58.3lb	24kg 52.8lb	20kg 44lb	26.5kg 58.4lb	
	963mm 37.9"	939mm 37"	880mm 34.6"	1025mm 40.4"	
	265mm 10.4"	266mm 10.5"	235mm 9.25"	281mm 11.1"	
	253mm 10"	253mm 10"	253mm 10"	269mm 10.6"	
	K -	K -	I -	K CC 200 K-26,2	
5J 7 E8	1K-2K-3K-4K-5K A9 B9 C9 D9 E9 F5	1K-2K-3K-4K-5K A8 B9 C8 D9 E9 F5	1I-2J-3K-4J-5J A7 B8 C7 D8 E8 F4	1K-2K-3K-4K-5K A9 B9 C9 D9 E9 F5	
	1310kN 147.25USton	1100kN 123.6USton	760kN 85.4USton	1376kN 155.7USton	
	204mm 8" 45mm 1.8"	205mm 8" 42mm 1.6"	202mm 7.9" 33mm 1.3"	204mm 8" 45mm 1.8"	
700Kpsi	700Bar / 10.1Kpsi	700Bar / 10.1Kpsi	700Bar / 10.1Kpsi	700Bar / 10.1Kpsi	
	- 360°	- 360°	- 360°	- 360°	
	2	2	2	2	
	?	?	?	?	
	 68	 68	 68	 68	
	libervit.com	libervit.com	libervit.com	libervit.com	













**360° SEARCH & RESCUE CAMERA**













www.firstlook.net


<p>IMAGES NOT TO SCALE</p> <p><b>OTHER TOOLS IN RANGE:</b></p> <ul style="list-style-type: none"> <li><span style="color: orange;">■</span> = BATTERY TOOLS</li> <li><span style="color: red;">■</span> = Combi</li> <li><span style="color: green;">■</span> = Spreader</li> <li><span style="color: yellow;">■</span> = Ram</li> <li><span style="color: purple;">■</span> = Special Tools</li> </ul> <p>●● = PARTIAL or OK but not ideal  <span style="border: 1px solid black; padding: 0 2px;"> </span> = Option  <b>N/A</b> = info Not Available/not given</p>					
<p><b>SERIES MODEL VARIANT</b> Product Code</p>	<p><b>S312</b></p>	<p><b>S378</b></p>	<p><b>S789</b></p>	<p><b>S799</b></p>	<p><b>G4A</b></p>
<p><b>COMPANY</b></p>	<p><b>LUKAS (IDEX)</b></p>	<p><b>LUKAS (IDEX)</b></p>	<p><b>LUKAS (IDEX)</b></p>	<p><b>LUKAS (IDEX)</b></p>	<p><b>RESQTEC</b></p>
<p><b>TOOLS IN RANGE</b></p>	<span style="color: orange;">■</span> <span style="color: red;">■</span> <span style="color: green;">■</span> <span style="color: yellow;">■</span> <span style="color: purple;">■</span>				
<p><b>ORIGIN</b></p>					
<p><b>COST</b> inc tax / VAT</p>	<p>N/A</p>	<p>N/A</p>	<p>N/A</p>	<p>N/A</p>	<p>N/A</p>
<p><b>WEIGHT (exc hose)</b></p>	<p>14.5kg 32lb</p>	<p>14.8kg 32.6lb</p>	<p>18.8kg 41.4lb</p>	<p>21.3kg 47lb</p>	<p>20.6kg 45.3lb</p>
<p><b>LENGTH</b></p>	<p>1000mm 39.4"</p>	<p>742mm 29.2"</p>	<p>801mm 31.5"</p>	<p>828mm 32.6"</p>	<p>705mm 27.75"</p>
<p><b>WIDTH</b></p>	<p>266mm 10.5"</p>	<p>228mm 9"</p>	<p>279mm 11"</p>	<p>291mm 11.5"</p>	<p>271mm 10.7"</p>
<p><b>DEPTH</b></p>	<p>281mm 10.1"</p>	<p>172mm 6.8"</p>	<p>187mm 7.4"</p>	<p>188mm 7.4"</p>	<p>274mm 10.8"</p>
<p><b>CUT</b> <b>EN CLASS</b> <b>EN CUT CLASSIFICATION</b> <b>NFPA CLASS</b></p>	<p>K BC 1601-14.5 1I-2J-3I-4J-5J A7 B8 C7 D7 E7</p>	<p>I BC 1801-14.8 1I-2J-3I-4J-5J A7 B8 C7 D7 E8</p>	<p>I CC 205 K - 18.8 1K-2K-3K-4K-5K A8 B9 C8 D9 E9 F5</p>	<p>K CC 200 K-21.3 1K-2K-3K-4K-5K A9 B9 C9 D9 E9 F5</p>	<p>E BC153E-20 1G 2E 3F 4F A6 B5 C5 D6</p>
<p><b>THEORETICAL CUT FORCE</b> t= US short ton</p>	<p>680kN 76.4t</p>	<p>760kN 85.4t</p>	<p>1100kN 1234.6t</p>	<p>1376kN 155t</p>	<p>506kN 56.9t</p>
<p><b>CUTTER OPENING</b> <b>ROUND BAR</b></p>	<p>160mm 00" 35mm 00"</p>	<p>202mm 00" 35mm 00"</p>	<p>205mm 8" 42mm 00"</p>	<p>204mm 8" 45mm 1.7"</p>	<p>153mm 6" 26mm 1"</p>
<p><b>WORKING PRESSURE</b></p>	<p>700Bar/10.1Kpsi</p>	<p>700Bar/10.1Kpsi</p>	<p>700Bar/10.1Kpsi</p>	<p>700Bar/10.1Kpsi</p>	<p>N/A</p>
<p><b>ROTATE HEAD/HANDLE</b></p>	<p>- 360°</p>	<p>- 360°</p>	<p>- 360°</p>	<p>- 360°</p>	<p>61° -</p>
<p><b>LED LIGHTS</b></p>	<p>2</p>	<p>2</p>	<p>2</p>	<p>2</p>	<p>□</p>
<p><b>OPERATING TEMP</b></p>	<p>-20to 55</p>	<p>-20to 55</p>	<p>-20to 55</p>	<p>-20to 55</p>	<p>?</p>
<p><b>IN-WATER-CAPABLE/ IP#</b></p>	<p><span style="color: blue;">■</span> 68</p>	<p><span style="color: blue;">■</span> 68</p>	<p><span style="color: blue;">■</span> 68</p>	<p><span style="color: blue;">■</span> 68</p>	<p>??</p>
<p><b>NOTES</b></p>					
<p><b>WEBSITE</b></p>	<p>lukas.com</p>	<p>lukas.com</p>	<p>lukas.com</p>	<p>lukas.com</p>	<p>rescue.resqtec</p>

# HOSE-FED CUTTERS

							
	<b>G4W</b>	<b>G6A</b>	<b>G6C</b>	<b>G6W</b>	<b>G6W-FR</b>	<b>G8C</b>	<b>G8W</b>
<b>RESQTEC</b>	<b>RESQTEC</b>	<b>RESQTEC</b>	<b>RESQTEC</b>	<b>RESQTEC</b>	<b>RESQTEC</b>	<b>RESQTEC</b>	<b>RESQTEC</b>
							
							
	N/A	N/A	N/A	N/A	N/A	N/A	N/A
	20.3kg 44.8lb	15.9kg 6lb	20.3kg 44.8lb	20kg 44lb	20kg 44lb	20kg 44lb	20.3kg 44.8lb
	868mm 34.2"	767mm 30.2"	868mm 34.2"	854mm 33.6"	854mm 33.6"	854mm 33.6"	868mm 34.2"
	251mm 9.9"	236mm 9.3"	251mm 9.9"	268mm 10.5"	268mm 10.5"	268mm 10.5"	251mm 9.9"
	235mm 9.25"	228mm 9"	235mm 9.25"	235mm 9.25"	235mm 9.25"	235mm 9.25"	235mm 9.25"
	<b>H</b> CC200H-20.3 1I 2J 3H 4H 5J A6 B7 C6 D7 E7	<b>F</b> BC156F-15.9 1H 2F 3G 4F 5G A6 B6 C6 D7 E6	<b>H</b> CC200H-20.3 1I 2J 3H 4H 5J A6 B7 C6 D7 E7	<b>H</b> BC185H-19.9 1I 2J 3H 4J 5J A6 B7 C6 D7 E9	<b>H</b> BC185H-19.9 1I 2J 3H 4J 5J A6 B7 C6 D7 E9	<b>H</b> BC185H-19.9 1I 2J 3H 4J 5J A6 B7 C6 D7 E9	<b>H</b> CC200H-20.3 1I 2J 3H 4H 5J A6 B7 C6 D7 E7
	1102kN 124t	554kN 62.3t	1102kN 124t	1052kN 118t	1052kN 118t	1052kN 118t	1102kN 124t
	203mm 8" 34mm 1.3"	156mm 6.1" 30mm 1.2"	203mm 8" 34mm 1.3"	185mm 7.3" 34mm 1.3"	185mm 7.3" 34mm 1.3"	185mm 7.3" 34mm 1.3"	203mm 8" 34mm 1.3"
	N/A	N/A	N/A	N/A	N/A	N/A	N/A
	- 360°	- 360°	- 360°	- 360°	- 360°	- 360°	- 360°
	<input type="checkbox"/>	<input type="checkbox"/>	<input type="checkbox"/>	<input type="checkbox"/>	<input type="checkbox"/>	<input type="checkbox"/>	<input type="checkbox"/>
	?	?	?	?	?	?	?
	??	??	??	??	??	??	??
able es. tion. ach)=	Jaw recess (Reach) =150mm.	Jaw recess (Reach) =150mm.	Jaw recess (Reach) =150mm.	Jaw recess (Reach) =150mm.	Jaw recess (Reach) =150mm.	Jaw recess (Reach) =150mm.	Jaw recess (Reach) =150mm.
c.com	rescue.resqtec.com	rescue.resqtec.com	rescue.resqtec.com	rescue.resqtec.com	rescue.resqtec.com	rescue.resqtec.com	rescue.resqtec.com

<p><b>IMAGES NOT TO SCALE</b></p> <p><b>OTHER TOOLS IN RANGE:</b></p> <ul style="list-style-type: none"> <li><span style="color: orange;">■</span> = BATTERY TOOLS</li> <li><span style="color: red;">■</span> = Combi</li> <li><span style="color: green;">■</span> = Spreader</li> <li><span style="color: yellow;">■</span> = Ram</li> <li><span style="color: purple;">■</span> = Special Tools</li> </ul> <p>● = PARTIAL or OK but not ideal  <span style="border: 1px solid black; padding: 0 2px;"> </span> = Option  N/A = info Not Available/not given</p>						
<p><b>SERIES MODEL VARIANT</b> Product Code</p>	SLC-24	SLC-27	SLC-28	SLC-29	BFC-320	
<p><b>COMPANY</b></p>	TNT RESCUE	TNT RESCUE	TNT RESCUE	TNT RESCUE	TNT RESCUE	
<p><b>TOOLS IN RANGE</b></p>	<span style="color: orange;">■</span> <span style="color: red;">■</span> <span style="color: green;">■</span> <span style="color: yellow;">■</span> <span style="color: purple;">■</span>					
<p><b>ORIGIN</b></p>						
<p><b>COST</b> inc tax / VAT</p>	N/A	N/A	N/A	N/A	N/A	
<p><b>WEIGHT (exc hose)</b></p>	15.3kg 33.7lb	16.1kg 35.5lb	18kg 39.6lb	18.2kg 40lb	28.8kg 63.6lb	
<p><b>LENGTH</b></p>	723mm 28.5"	723mm 28.5"	736.6mm 29"	726.4mm 28.6"	762mm 30"	
<p><b>WIDTH</b></p>	228.6mm 9"	285mm 11.25"	285mm 11.25"	285mm 11.25"	273.1mm 10.75"	
<p><b>DEPTH</b></p>	177.8mm 7"	177.8mm 7"	177.8mm 7"	177.8mm 7"	177.8mm 7"	
<p><b>CUT</b> EN CLASS EN CUT CLASSIFICATION NFPA CLASS</p>	- - - A6 B5 C7 D7 E6	- 1F-2F-3F-4F-5F - A6 B7 C7 D7 E7	- - - A7 B7 C7 D7 E7	- 1J-2J-3J-4K-5K - A8 B9 C9 D9 E9 F4	- 1K-2K-3K-4K-5K - A9 B9 C9 D9 E9 F5	
<p><b>THEORETICAL CUT FORCE</b> t= US short ton</p>	528kN 59.3t	528kN 59.3t	694kN 78t	1256kN 141t	1424kN 160t	
<p><b>CUTTER OPENING</b> ROUND BAR</p>	127mm 5" <span style="color: yellow;">00mm</span> <span style="color: yellow;">00"</span>	193mm 7.6" <span style="color: yellow;">00mm</span> <span style="color: yellow;">00"</span>	193mm 7.6" <span style="color: yellow;">00mm</span> <span style="color: yellow;">00"</span>	203mm 8" <span style="color: yellow;">00mm</span> <span style="color: yellow;">00"</span>	218.4mm 8.6" <span style="color: yellow;">00mm</span> <span style="color: yellow;">00"</span>	
<p><b>WORKING PRESSURE</b></p>	722Bar / 10.5Kpsi	722Bar / 10.5Kpsi	722Bar / 10.5Kpsi	722Bar / 10.5Kpsi	722Bar / 10.5Kpsi	
<p>ROTATE HEAD/HANDLE</p>	--	--	--	--	--	--
<p>LED LIGHTS</p>	-	-	-	-	-	-
<p>OPERATING TEMP</p>	?	?	?	?	?	
<p>IN-WATER-CAPABLE/ IP#</p>	<span style="color: blue;">■</span> 64	<span style="color: blue;">■</span> 64	<span style="color: blue;">■</span> 64	<span style="color: blue;">■</span> 64	<span style="color: blue;">■</span> 64	
<p><b>NOTES</b></p>	Cut Reach 82.4mm/ 3.24"	Cut Reach 100.6mm/ 4"	Cut Reach 101.6mm/ 4"	Cut Reach 113.6mm/ 4.47"	Cut Reach 140.5mm/ 5.5"	
<p><b>WEBSITE</b></p>	tntrescue.com	tntrescue.com	tntrescue.com	tntrescue.com	tntrescue.com	

# HOSE-FED CUTTERS

						
<b>RSC170</b>	<b>RSC170+</b>	<b>RSC190</b>	<b>RSC190+</b>	<b>RSC200</b>	<b>RSC7</b>	
<b>WEBER RESCUE</b>	<b>WEBER RESCUE</b>	<b>WEBER RESCUE</b>	<b>WEBER RESCUE</b>	<b>WEBER RESCUE</b>	<b>WEBER RESCUE</b>	
						
						
N/A	N/A	N/A	N/A	N/A	N/A	
14.3kg 31.5lb	15.4kg 33.9lb	16.9kg 37.2lb	18kg 39.7lb	21kg 46.3lb	23.3kg 51.7lb	
727mm 28.6"	732mm 28.8"	758mm 29.8"	758mm 29.8"	827mm 32.6"	886mm 34.9"	
236mm 9.3"	236mm 9.3"	236mm 9.3"	236mm 9.3"	300mm 11.8"	295mm 11.6"	
164mm 6.5"	164mm 6.5"	164mm 6.5"	164mm 6.5"	177mm 7"	179mm 7.1"	
I <b>BC166I-14.3</b> 1J 2K 3I 4J 5J A7 B8 C6 D8 E9 F4	I <b>BC166I-15.4</b> 1J 2K 3I 4J 5J A7 B8 C6 D8 E9 F4	K <b>BC187K-16.9</b> 1K 2K 3K 4K 5K A8 B9 C7 D9 E9 F4	K <b>BC187K-20,6</b> 1K 2K 3K 4K 5K A8 B9 C7 D9 E9 F4	K <b>CC202K-21</b> 1K 2K 3K 4K 5K A9 B9 C9 D9 E9 F5	K <b>CC268K-23.3</b> 1K 2K 3K 4K 5K A9 B9 C9 D9 E9 F7	
N/A	N/A	N/A	N/A	N/A	N/A	
175mm 6.9" 32mm 1.25"	175mm 6.9" 32mm 1.25"	187mm 7.4" 38.1mm* 1.5"	187mm 7.4" 38.1mm* 1.5"	202mm 7.8" 45mm 1.75"	300mm 11.8" 45mm 1.75"	
700Bar / 10.2Kpsi	700Bar / 10.2Kpsi	700Bar / 10.2Kpsi	700Bar / 10.2Kpsi	700Bar / 10.2Kpsi	700Bar / 10.2Kpsi	
- 360°	- 360°	- 360°	- 360°	- 360°	- 360°	
-	-	-	-	-	-	
?	?	?	?	?	?	
 68	 68	 68	 68	 68	 68	
All E-Force battery tools can convert to hose and vice-versa.	Plus version has detachable blade inserts for boron/UHSS. All E-Force battery tools can convert to hose and vice-versa.	All E-Force battery tools can convert to hose and vice-versa.	Plus version has detachable blade inserts for boron/UHSS. All E-Force battery tools can convert to hose and vice-versa.	All E-Force battery tools can convert to hose and vice-versa.	All E-Force battery tools can convert to hose and vice-versa.	
weber.com	weber.com	weber.com	weber.com	weber.com	weber.com	

Weber Smart Force series can operate in and under water with the addition of a bespoke IP68 battery cover.



# 'hydraulic' BATTERY DEDICATED SPREADERS



These next two intro paragraphs are mostly straight out of the previous section on cutters with the word 'spreader' instead of 'cutter'.

It is again the case that combination tools are all spreaders as well as cutters so you should also refer to that selection of battery tools in considering what you need of your spreader and whether the versatility of the combi-tool is more advantageous than the always greater spreading performance of a dedicated tool. If you include the 50 combi-tools in your shopping list of potential spreading tools you have around 98 models to choose from. These are all direct-connect battery systems. Although we have previously mentioned *Libervit's* batteries and underwater prowess, their tools have not been included because they are regular hose-fed hydraulics that operate from a battery driven pump and there are a number of others similar systems. Bear in mind that most hose-fed hydraulic tools can be run from hoses to a battery-powered hydraulic pump but that's a whole different GUIDE!

## 'JAW' DESIGN

Hurst coined the term 'Jaws-of-Life' with their original extrication tools and made it into a generic term for all such tools in the US and Canada but most electro-hydraulic rescue tools are manufactured in Europe where the term 'Jaws-of-Life' is not used. Nevertheless, 'Jaws' is as appropriate a name as any to describe the gaping chasm created by an open set of spreaders. Some of the larger models in this Guide are almost a metre/3+feet wide at full width but the trade-off is that this will be the weakest point at which you could load a spreader either pulling or spreading apart. As with cutters, the strongest a spreader ever gets is with a lift or pull-point closer to the

fulcrum or jaws-union pivot pin. In terms of pulling this is rarely possible as most have a dedicated pin hole for attaching pulling chains up near the tip as can be seen in the *Lukas* model opposite but some, like the *Weber* model above, have additional holes that can be press-ganged into use for pulling at the stronger mid-points. However, you will need to check the individual tool's capability because such holes are often a weight-saving cut-out rather than an element designed for loading.

The holes engineered into most spreader jaws may be a weight saving measure but are usually for attachment of pulling chains but where the tips are detachable like the *Holmatro Pentheon* opposite and the *Amkus* above, the pin-attachment point for the tips may also be the chain-set attachment point and this would be preferable because A) the hole is usually a larger (stronger) bore than higher up because it has more material to work with like the *Amkus* left and B) more often than not, it is lower down the jaw and therefore provides greater pulling force.

Whether the tips are detachable or fixed they will first and foremost be adorned with a gripping surface on the inside and the outside so that the jaws can get a solid purchase on the material being spread or squeezed/crushed. There was a time when the only game in town was simple ridges like a set of pliers but this has evolved into more complex forward and rear-facing ridges and 'dog-tooth' grips like the *Holmatro* tip top-right. In engineering terms, having removable tips can create a weak point compared to a single-piece construction but removable tips enable you to replace damaged components and to use either an alternate design or future enhanced



One of the three market leaders to fully embrace underwater and smart/diagnostics capabilities is Holmatro's Pentheon series



Lukas E3 & E3 Connect tools can operate in and under water even in salt water with their special saltwater battery.

designs. Most of the tips in this GUIDE are regular spreading/squeezing tips, albeit in a range of different grip configurations but there are door-opening tips angled to force the available gap.

### ROTATE HEAD and/or HANDLE

There are broadly two types of forward positioning handles on these tools - Fixed or rotating. Fixed handles may provide a full 360° wrap like the *Holmatro* and *Lukas* models or it may give about 270° of access (top and sides) like the *TNT Surge2* model opposite. Rotating handles like *Weber's* decrease the bulk of the tool with a much smaller handle profile but the price you pay is that this needs to be unlocked in order to reposition and use the tool in a different orientation. As it happens, the vast majority of most spreading actions take place within the top and side orientation (270°). In our tables, we have not differentiated between fixed and rotating

## BATTERY SPREADERS



handles, only that they allow either 360 or 270° positioning - you only have to look at most images to figure out it is a fixed frame

### LED LIGHTS, WiFi & DIAGNOSTICS - SEE PAGE 34

### SIZE STILL MATTERS

Unlike dedicated cutters, combi-tools and to some extent rams, spreaders cannot physically get much smaller, at least not in the head/jaws unless they invent some form of telescopic jaw. If you want to spread the maximum distance you will need the longest jaws. Consequently, the largest tools are around a metre/3.28ft long and set to stay that way for a while yet.

### NOISE

Covered in the previous parts of this series but worth reiterating that electric tools are silent when not in use so there is no tick-over noise as you get with a petrol engine tool or a generator driven, hose-fed hydraulic system. But there is still noise when the tool is doing its work and this can vary from a hum to a high pitched whirr that gets louder as the tool works harder. So they are not 'silent' but certainly far less noise pollution than a traditional petrol engine/gennie based system.



IN THE FOLLOWING TABLES..... REFER TO COMMON DATA ON PAGE14/15 PLUS THIS UNIQUE SPREADERS KEY....

**MAX SPREAD FORCE:** Is the maximum *theoretical* force possible but only near the fulcrum not the tops at the opposite end. The closer the tips you start the spread/lift the lower the available force. This is not quoted by all because the EN and/or NFPA classifications cover this more accurately. Indeed, one or two manufacturers like Weber-Rescue flat-out refuse to quote it because they feel it is a misleading figure which is a fair point. Some of the max figures quoted may therefore be the same as the upper range limit but *in theory only* they could lift/spread a much higher amount. Our figures are in kN (KiloNewtons) and **US (Short) Tons**. There are 1.10 US short tons to a UK/metric ton (or more accurately tonne).

**MAX PULL FORCE & DISTANCE:** Holes near the ends of the jaws can have a chain fitted - one to an anchor

and one to the item to be pulled. As the jaws are closed a pull force is exerted and the object can be moved. This used to be common with a dash-roll or displacement but not so much these days. Due to leverage forces, the longer the jaw the lower the pull force.

**SPREAD DISTANCE:** The maximum distance the jaws will open but don't forget that the closest to the tips provides the least power.

**ROTATE HEAD/HANDLE:** Either the **Jaws** or the handle can rotate for better access to the cut or the handle will extend around the tool

by 180, 270 or 360° to allow it to be used in any position.

**LED LIGHTS:** Integral lighting from the handle or housing to illuminate the area being cut/spread.

**WiFi/Bluetooth-CAPABLE:** The tool and/or battery are linked to a mobile device via **WiFi** &/or **Bluetooth** to manage functions, servicing and inventory. This category is listed twice.

**IN-WATER-CAPABLE:** The tool/battery can be used underwater

**TOOL/BATTERY IP.** Ingress protection for dust (first number) & water (second number) - IP54 resists water splashes, IP57 & 67 withstand inundation to 1metre, IP58&68 deeper than 1metre. Trade batteries like *Milwaukee* are **not** waterproof and tend not to quote an IP number because they are dependant on the tool to create an effective seal. Specialist batteries like *Holmatro* and *Lukas* are watertight (IP68) but you can safely assume that regular trade batteries are no more than IP54 so they are splashproof but certainly not submersible.



Below: The Weber Smart-Force range uses a battery cover on the rear to keep its Milwaukee 18v battery waterproof



**BAT  
R**

**Cutting  
Replaceable tips for  
lifting of load**





**CHINESE & RUSSIAN TOOLS:** As at 2023/24 Russia has become a North Korea style pariah state so we don't have to consider Russian tools yet even if they were good enough. China, however, continues to vex. They produce quality products for big name companies around the world but there are two problems. The first is their propensity for copyright infringement via blatant copying of design and imagery, as an example, we have included *Aolai Rescue* because their battery tools are their own badged products but they have *Paratech* looking struts that even have dark green and yellow livery. If they could only shy away from this continual plagiarism of well known products and concentrate on their own considerable design skills the world would be a fairer and happier place!




# WEBERRESCUE

## BATTERY DRIVEN COMBI TOOL FOR RAPID INTERVENTION TEAMS

ng, spreading, pressing and pulling with one device.  
r breaking doors and windows, cutting round steel and chains,  
oads, pulling obstacles or opening vehicles (extrication).



Weber Rescue UK  
Essex CO9 2EX  
rescue@weberuk.com








Genesis RESCUE SYSTEMS  
Kettering, OH 45429  
<https://genesisrescue.com>












[www.weber-rescue.com](http://www.weber-rescue.com)








Discover more!






COMPANY	AMKUS	AMKUS	AOLAI RESCUE	AOLAI RESCUE	EDILGRAPPA
<p>IMAGES NOT TO SCALE</p> <p>OTHER TOOLS IN RANGE:</p> <p>■ = Combi ■ = Cutter ■ = Ram</p> <p>■ = Special Tools</p> <p>● = PARTIAL FEATURE</p> <p>□ = Option</p> <p>N/A = info Not Available/not given</p> <p>■ = (cyan border) WiFi is present on the model variant shown in cyan</p>					
<b>SERIES</b>	Light Rescue	Heavy Rescue	GYKZD-A	-	-
<b>MODEL</b>	LRS Spreader	HRS Spreader	ESP-650	GYKZD-46~97/740	DE625N
<b>VOLTAGE</b>	54/60v	54/60v	28v	28v	54/60v
<b>TOOLS IN RANGE</b>	■ ■ ■	■ ■ ■	■ ■ ■	■ ■ ■	■ ■ ■ ■
<b>ORIGIN</b>	🇺🇸	🇺🇸	🇨🇳	🇨🇳	🇮🇹
<b>COST inc tax / VAT</b>	N/A	N/A	\$4500 per 2 tools FOB	N/A	N/A
<b>WEIGHT IN HAND inc BATTERY(IES) &amp; TIPS</b>	20.7kg 45.5lb	24.2kg 53.2lb	24.5kg 54lb	26kg 57.2lb	22.7kg 50lb
<b>WEIGHT DEFAULT BATTERY</b>	1.2kg 2.6 lb	1.2kg 2.6 lb	0.9kg 2 lb	0.9kg 2 lb	1.2kg 2.6 lb
<b>BATTERY Ah OPTIONS</b>	DeWalt FlexVolt 6Ah 9, 12Ah	DeWalt FlexVolt 6Ah 9, 12Ah	5Ah	5Ah	DeWalt FlexVolt 9Ah
<b>BATTERY DURATION RECHARGE TIME</b>	10-15mins 60mins	10-15mins 60mins	45-60mins 90mins	45-60mins 90mins	10-25mins 85mins
<b>LENGTH</b>	894mm 35.2"	963mm 37.9"	905mm 35.6"	1194mm 47"	787mm 30.9"
<b>WIDTH</b>	282mm 11.1"	246mm 9.7"	350mm 13.77"	320mm 12.6"	282mm 11.1"
<b>DEPTH</b>	294mm 11.6"	287mm 11.3"	279mm 10.9"	265mm 10.4"	244mm 9.6"
<b>EN CLASSIFICATION</b>	-	-	■	■	■ AS45/625-
<b>EN SPREAD FORCE RANGE t=US Ton</b>	-	-	47-124kN 5.7-13.9 Ust	52-562kN 5.8-63 Ust	<131kN 14.7 Ust
<b>NFPA FORCE RANGE t=US Ton (at/near tips)</b>	27.4-43.7kN 3.1-4.9 USt	47-67kN 5.3-7.5 USt	-	-	32.9-60.6kN 3.6-6.8 USt
<b>MAX SPREAD FORCE (Theoretical) t=US ton</b>	895.7kN 100.7 USt	800kN 89.9 USt	-	-	174kN 19.5 USt
<b>SPREAD DISTANCE</b>	940mm 37"*	933mm 37.9"*	650mm 25.6"	820mm 32.2"	625mm 24.6"
<b>PULL FORCE RANGE/MAX (THEORETICAL MAX) t=US ton</b>	17.6-26.2kN 2-2.9 Ust	34-51kN 3.8-5.73 Ust	(68)kN (7.6) Ust	(73)kN (8.2) Ust	(<46)kN (<5.2) Ust
<b>MAX PULL DISTANCE</b>	?mm ?"	?mm ?"	520mm 20.5"	716mm 28"	482.5mm 19"
<b>MAX SQUEEZE FORCE t=US ton</b>	N/A	N/A	69kN 7.7 Ust	140kN 15.8 Ust	69kN 7.7 Ust
<b>WORKING PRESSURE (HYDRAULIC)</b>	700 Bar 10.2K psi	700 Bar 10.2K psi	720 Bar 10.4K psi	720 Bar 10.4K psi	700 Bar 10.2K psi
<b>WiFi/Bluetooth capable</b>	--	--	--	--	--
<b>REMOVABLE DOOR OPENING TIPS</b>	■	-	-	-	-
<b>ROTATE HEAD/HANDLE</b>	- 360°	- 360°	--	--	- 270°
<b>LED LIGHTS</b>	■	■	2	2	-
<b>IN-WATER USE BATTERY/TOOL IP</b>	54 54	54 54	54 54	54 54	54 54
<b>NOTES</b>	NEW in 2025 with carbon-fibre construction Replaces ION series *with ERT Extended Reach Tips	NEW in 2025 with carbon-fibre construction Replaces ION series *40" with ERT Extended Reach Tips.	Cutting tips option and pulling chains	Cutting tips option and pulling chains	
<b>WEBSITE</b>	amkus.com	amkus.com	aolairescue.com	aolairescue.com	edilgrappa.com

# BATTERY SPREADERS




						
	<b>GENESIS RESCUE</b>	<b>GENESIS RESCUE</b>	<b>GENESIS RESCUE</b>	<b>GENESIS RESCUE</b>	<b>GENESIS RESCUE</b>	<b>GENESIS RESCUE</b>
	<b>E-Force</b>	<b>E-Force</b>	<b>E-Force</b>	<b>E-Force</b>	<b>E-Force</b>	<b>E-Force</b>
	<b>S44 SL3</b>	<b>S49 SL3</b>	<b>S54 SL3</b>	<b>S44 SLi</b>	<b>S49 SLi</b>	<b>S54 SLi</b>
	28v	28v	28v	18v	18v	18v
						
						
	N/A	N/A	N/A	N/A	N/A	N/A
	17.3kg 38lb	20.7kg 45.5lb	20.9kg 45.5lb	18.2kg 40lb	21.6kg 47.5lb	21.8kg 48lb
	1.4kg/1kg 3.2lb/2.3lb	1.4kg/1kg 3.2lb/2.3lb	1.4kg/1kg 3.2lb/2.3lb	1.1kg 2.33lb	1.1kg 2.33lb	1.1kg 2.33lb
	Genesis/ Milwaukee 5Ah*	Genesis/ Milwaukee 5Ah*	Genesis/ Milwaukee 5Ah*	Milwaukee M18 8Ah/12Ah	Milwaukee M18 8Ah/12Ah	Milwaukee M18 8Ah/12Ah
	<45mins 90mins	<45mins 90mins	<45mins 90mins	60/90mins 45-83mins	60/90mins 45-83mins	60/90mins 45-83mins
	877mm 34.5"	982mm 38.7"	1015mm 40"	893mm 35.2"	999mm 39.30"	1032mm 40.6"
	239mm 9.4"	282mm 11.1"	282mm 11.1"	239mm 9.4"	282mm 11.1"	282mm 11.1"
	241mm 9.5"	241mm 9.5"	241mm 9.5"	228mm 9.5"	228mm 9.5"	228mm 9.5"
19	-	-	-	■ AS44/610-18.2	■ AS55/735-20.7	■ BS50/805-21.8
	-	-	-	44-857kN 5-96.3 Ust	50-501kN 5.6-56.3 Ust	50-501kN 5.6-56.3 Ust
St	■ 41-52kN 4.6-5.8 Ust	■ 51-76kN 5.7-8.5 Ust	■ 46-68kN 5.2-7.6 Ust	-	-	-
	-	-	-	-	-	-
	610mm 24"	735mm 28.9"	805mm 31.7"	610mm 24"	735mm 28.9"	805mm 31.7"
	21-42kN 2.36-4.7 Ust	30-54kN 3.4-6 Ust	26-52kN 2.9-5.8 Ust	68kN 7.6 Ust	70kN 7.9 Ust	67kN 7.5 Ust
	388mm 15.3"	558mm 22"	618mm 24.3"	465mm 18.3"	620mm 24.4"	680mm 26.80"
	149kN 16.9 Ust	144kN 16.2 Ust	144kN 16.2 Ust	149kN 16.9 Ust	144kN 16.2 Ust	144kN 16.2 Ust
	700 Bar 10.2K psi	700 Bar 10.2K psi	700 Bar 10.2K psi	700 Bar 10.2K psi	700 Bar 10.2K psi	700 Bar 10.2K psi
	--	--	--	■	■	■
	■	■	■	■	■ ■	■ ■
	- 360°	- 360°	- 360°	- 360°	- 360°	- 360°
	■ 4	■ 4	■ 4	■ 4	■ 4	■ 4
	54 54	54 54	54 54	■ 54/68* 68	■ 54/68* 68	■ 54/68* 68
	*15Ah powerpack also available	*15Ah powerpack also available	*15Ah powerpack also available	All E-Force tools can convert to hose. * IP68 with waterproof cover	All E-Force tools can convert to hose. * IP68 with waterproof cover	All E-Force tools can convert to hose. * IP68 with waterproof cover
n	genesisrescue.com	genesisrescue.com	genesisrescue.com	genesisrescue.com	genesisrescue.com	genesisrescue.com













COMPANY	HOLMATRO	HOLMATRO	HOLMATRO	HOLMATRO	HURST (IDEX)
<p>IMAGES NOT TO SCALE</p> <p>OTHER TOOLS IN RANGE:</p> <p>■ = Combi ■ = Cutter ■ = Ram</p> <p>■ = Special Tools</p> <p>● = PARTIAL FEATURE</p> <p>□ = Option</p> <p>N/A = info Not Available/not given</p> <p>■ (cyan border) WiFi is present on the model variant shown in cyan</p>					
<b>SERIES</b>	PENTHEON	PENTHEON	PENTHEON	PENTHEON	E3/E3connect
<b>MODEL</b>	PSP60	PSP50	PSP40	PSP40CL	SP 333
<b>VOLTAGE</b>	28v	28v	28v	28v	25.2v
<b>TOOLS IN RANGE</b>	■ ■ ■ ■ ■				
<b>ORIGIN</b>	USA	USA	USA	USA	GER
<b>COST inc tax / VAT</b>	N/A	N/A	N/A	N/A	N/A
<b>WEIGHT IN HAND inc BATTERY(IES) &amp; TIPS</b>	25kg 55.1lb	21kg 46.3lb	19.4kg 42.8lb	15.2kg 33.5lb	17.1kg 37.7lb
<b>WEIGHT DEFAULT BATTERY</b>	1.5kg 3.3lb	1.5kg 3.3lb	1.5kg 3.3lb	1.5kg 3.3lb	1.4kg/1kg 3.2lb/2.3lb
<b>BATTERY Ah OPTIONS</b>	Holmatro PBPA287 7Ah	Holmatro PBPA287 7Ah	Holmatro PBPA287 7Ah	Holmatro PBPA287 7Ah	Lukas 9Ah 5Ah
<b>BATTERY DURATION RECHARGE TIME</b>	>11mins 60mins	>11mins 60mins	>11mins 60mins	>11mins 60mins	<60mins 150-100mins
<b>LENGTH</b>	1052mm 41.4"	964mm 38"	956mm 37.6"	811mm 31.9"	823mm 32.4"
<b>WIDTH</b>	319mm 12.6"	272mm 10.7"	270mm 10.6"	270mm 10.6"	256mm 10.1"
<b>DEPTH</b>	274mm 10.8"	272mm 10.7"	276mm 10.9"	276mm 10.9"	253mm 9.96"
<b>EN CLASSIFICATION</b>	■ BS62/820-25	■ AS54/725-21	■ AS43/725-19.4	-	-
<b>EN SPREAD FORCE RANGE t=US Ton</b>	62-522kN 6.9-58.6 Ust	54-366kN 6.06-41.1 Ust	43-280kN 4.8-31.5 Ust	43-131kN 4.83-14.7 Ust	-
<b>NFPA FORCE RANGE t=US Ton (at/near tips)</b>	60-112kN ■ 6.7-12.6 Ust	50-93kN ■ 5.6-10.5 Ust	39.1-69.2kN ■ 4.4-7.8 Ust	39-53kN ■ 4.4-6 Ust	39-63kN ■ 4.4-7.1 Ust
<b>MAX SPREAD FORCE (Theoretical) t=US ton</b>	875kN 98 Ust	875kN 98.3 Ust	875kN 98.4 Ust	875kN 98.32 Ust	836kN 94 Ust
<b>SPREAD DISTANCE</b>	820mm 32.3"	725mm 28.5"	725mm 28.5"	510mm 20.1"	600mm 23.6"
<b>PULL FORCE RANGE/MAX (THEORETICAL MAX) t=US ton</b>	79kN 8.8 Ust	67kN 7.53 Ust	51.7kN 5.8 Ust	48kN 5.4 Ust	23-43 (56) kN 2.6-4.8 (6.3) Ust
<b>MAX PULL DISTANCE</b>	700mm 27.6"	610mm 24"	613mm 24.1"	393mm 15.5"	440mm 17.3"
<b>MAX SQUEEZE FORCE t=US ton</b>	127kN 14.2 Ust	135kN 15.17 Ust	59kN 6.6 Ust	47kN 5.28 Ust	144kN 16.2 Ust
<b>WORKING PRESSURE (HYDRAULIC)</b>	720 Bar 10.4K psi	720 Bar 10.4K psi	720 Bar 10.4K psi	720 Bar 10.4K psi	700 Bar 10.1K psi
<b>WiFi/Bluetooth capable</b>	■	■	■	■	■
<b>REMOVABLE DOOR OPENING TIPS</b>	■	■	■	■	■
<b>ROTATE HEAD/HANDLE</b>	- 360°	- 360°	- 360°	- 360°	- 360°
<b>LED LIGHTS</b>	■ 6	■ 6	■ 6	■ 6	■ 4
<b>IN-WATER USE BATTERY/TOOL IP</b>	■ 67 57	■ 67 57	■ 67 57	■ 67 57	■ 68 58
<b>NOTES</b>	Extreme grip spreader tips. On-tool charging. Stepless speed maximisation	Extreme grip spreader tips. On-tool charging. Stepless speed maximisation	Extreme grip spreader tips. On-tool charging. Stepless speed maximisation	Extreme grip spreader tips. On-tool charging. Stepless speed maximisation	Hurst E3 range is waterproof & can use IP68 battery. 5Ah battery reduces length by 20mm. 'Hero' graphics opti
<b>WEBSITE</b>	holmatro.com	holmatro.com	holmatro.com	holmatro.com	jawsolife.com

						
	<b>HURST (IDEX)</b>	<b>HURST (IDEX)</b>	<b>HURST (IDEX)</b>	<b>HYDRAM</b>		
	<b>E3/E3connect</b>	<b>E3/E3connect</b>	<b>E3/E3connect</b>	<b>Underwater</b>		
	<b>SP 555</b>	<b>SP 777</b>	<b>M40-Mammoth</b>	<b>Spreader</b>		
	25.2v	25.2v	25.2v	28V		
						
	N/A	N/A	N/A	N/A		
	19.9kg 43.9lb	23.4kg 51.6lb	24.9kg 54.9lb	00kg 00lb		
	1.4kg/1kg 3.2lb/2.3lb	1.6kg 3.5lb	1.6kg 3.5lb	00kg 00lb		
	Lukas 9Ah 5Ah	Lukas 9Ah 5Ah	Lukas 9Ah 5Ah	-0Ah 0Ah		
	<60mins 150-100mins	<60mins 150-100mins	<60mins 150-100mins	0mins 0-0mins		
	923mm 36.3"	997mm 39.3"	1106mm 43.6"	0mm 0"		
	265mm 10.4"	309mm 12.2"	309mm 12.1"	0mm 0"		
	253mm 9.96"	253mm 9.96"	253mm 9.96"	0mm 0"		
	-	-	-	-		
	-	-	-	-		
	49-72kN ■ 5.5-8 Ust	59-85kN ■ 6.6-9.6 Ust	45-72kN ■ 5-8.1 Ust	0kN ■ 0 Ust		
	658kN 74 Ust	600kN 67.4 Ust	500kN 56.2 Ust	0kN 0 Ust		
	730mm 28.7"	813mm 32"	1018mm 40.1"	0mm 0"		
	28-46 (58) kN 3.2-5.2 (6.5) Ust	30-49 (60) kN 3.4-5.5 (6.7) Ust	23-42 (50) kN 2.6-4.7 (5.6) Ust	0 (0) kN 0-0(0) Ust		
	569mm 22.4"	655mm 25.8"	~ 848mm 33"	~ 0mm 0"		
	115kN 12.9 Ust	122kN 13.7 Ust	N/A	N/A		
	700 Bar 10.1K psi	700 Bar 10.1K psi	700 Bar 10.1K psi	0 Bar 0K psi		
						
	■	-	-	-		
	- 360°	- 270°	- 360°	-		
	 4					
	 68 58	 68 58	 68 58			
	Hurst E3 range is waterproof & can use IP68 battery. 5Ah battery reduces length by 20mm. 'Hero' graphics option	Hurst E3 range is waterproof & can use IP68 battery. 5Ah battery reduces length by 20mm. 'Hero' graphics option	Hurst E3 range is waterproof & can use IP68 battery. 5Ah battery reduces length by 20mm. 'Hero' graphics option			
	jawsoflife.com	jawsoflife.com	jawsoflife.com	hydram.com		

COMPANY	LUKAS (IDEX)	LUKAS (IDEX)	LUKAS (IDEX)	OGURA	OGURA
<p>IMAGES NOT TO SCALE</p> <p>OTHER TOOLS IN RANGE:</p> <p>■ = Combi ■ = Cutter ■ = Ram</p> <p>■ = Special Tools</p> <p>● = PARTIAL FEATURE</p> <p>□ = Option</p> <p>N/A = info Not Available/not given</p> <p>■ = (cyan border) WiFi is present on the model variant shown in cyan</p>					
<b>SERIES</b>	E3/E3connect	E3/E3connect	E3/E3connect	RP	HRSpreaderHe
<b>MODEL</b>	SP 333	SP 555	SP 777	RPS-505	HRS941/HRS-9
<b>VOLTAGE</b>	25.2v	25.2v	25.2v	18v	18v
<b>TOOLS IN RANGE</b>	■ ■ ■ ■				■ ■ ■ ■
<b>ORIGIN</b>	🇩🇪	🇩🇪	🇩🇪	●	●
<b>COST inc tax / VAT</b>	N/A	N/A	N/A	N/A	N/A
<b>WEIGHT IN HAND inc BATTERY(IES) &amp; TIPS</b>	17.1kg 37.7lb	15.2kg 33.5lb	23.4kg 51.5lb	14.2kg 31.3lb	4.2kg +5.4kg 9.3lb +11.9lb
<b>WEIGHT DEFAULT BATTERY</b>	1.4kg/1kg 3.2lb/2.3lb	1.6kg 3.5lb	1.6kg 3.5lb	1-1.36kg 2.2-3lb	1-1.36kg 2.2-3lb
<b>BATTERY Ah OPTIONS</b>	Lukas 9Ah 5Ah	Lukas 9Ah 5Ah	Lukas 9Ah 5Ah	Makita 5-6Ah*	Makita 5-6Ah*
<b>BATTERY DURATION RECHARGE TIME</b>	<60mins 150-100mins	<60mins 150-100mins	<60mins 150-100mins	<12mins 55-120mins	<12mins 55-120mins
<b>LENGTH</b>	823mm 32.4"	1002mm 39.4"	997mm 39.3"	600mm 23.6"	328mm +352mm 12.9" +13.9"
<b>WIDTH</b>	256mm 10.1"	265mm 10.4"	309mm 12.2"	206mm 8.1"	111mm +121mm 4.4" +4.8"
<b>DEPTH</b>	253mm 9.96"	253mm 9.96"	253mm 9.96"	101mm 7.1"	272mm +78mm 10.7" +3.1"
<b>EN CLASSIFICATION</b>	■ AS 42/600-18.3	■ AC 52/730-21.1	■ AS43/725-19.4	-	-
<b>EN SPREAD FORCE RANGE t=US Ton</b>	42-836kN 4.7-94 Ust	52-658kN 5.8-74 Ust	63-600kN 7.1-67.4 Ust	-	<39.3kN 4.4 Ust
<b>NFPA FORCE RANGE t=US Ton (at/near tips)</b>	-	-	-	-	-
<b>MAX SPREAD FORCE (Theoretical) t=US ton</b>	836kN 94 Ust	658kN 74 Ust	600kN 67.4 Ust	745kN 83 Ust	39.3kN 4.4 Ust
<b>SPREAD DISTANCE</b>	600mm 23.6"	730mm 28.7"	813mm 32"	505mm 19.9"	158mm 6.2"
<b>PULL FORCE RANGE/MAX (THEORETICAL MAX) t=US ton</b>	23-43 (56) kN 2.6-4.8 (6.3) Ust	28-46 (58) kN 3.2-5.2 (6.5) Ust	30-49 (60) kN 3.4-5.5 (6.7) Ust	N/A	-
<b>MAX PULL DISTANCE</b>	440mm 17.3"	569mm 22.4"	655mm 25.8"	N/A	-
<b>MAX SQUEEZE FORCE t=US ton</b>	144kN 16.2 Ust	115kN 12.9 Ust	122kN 13.7 Ust	692.5kN 77.8 Ust	69kN 7.7 Ust
<b>WORKING PRESSURE (HYDRAULIC)</b>	700 Bar 10.1K psi	700 Bar 10.1K psi	700 Bar 10.1K psi	N/A	N/A
<b>WiFi/Bluetooth capable</b>	■	■	■	--	--
<b>REMOVABLE DOOR OPENING TIPS</b>	■	■	■	■	-
<b>ROTATE HEAD/HANDLE</b>	- 360°	- 360°	- 360°	360° 360°	360° 270°
<b>LED LIGHTS</b>	■ 2	■ 6	■ 6	-	-
<b>IN-WATER USE BATTERY/TOOL IP</b>	54 54	■ 57 57	■ 68 58	54 54	54 54
<b>NOTES</b>	All Can use IP68 battery. E2 & EWXT have been DISCONTINUED	All Can use IP68 battery. E2 & EWXT have been DISCONTINUED	All Can use IP68 battery. E2 & EWXT have been DISCONTINUED	*EU uses 5Ah, US tends to use 6Ah	Heads swap out in se via short hose 9. All heads interch
<b>WEBSITE</b>	lukas.com	lukas.com	lukas.com	ogurarescuertools.com	ogurarescuertools.c

# BATTERY SPREADERS

						
	<b>OGURA</b>	<b>POWERHAWK TECHNOLOGIES</b>	<b>POWERHAWK TECHNOLOGIES</b>	<b>RESQTEC</b>	<b>RESQTEC</b>	
Model	<b>HR SpreaderHead HRS931/HRS-934</b>	<b>Legacy P16 / S-1601</b>	<b>X P-16X / S-1601X</b>	<b>EDD P-4X</b>	<b>EDD X2</b>	
Voltage	18v	12v or 16v LiGHT	7.5/12v	43.2v	43.2v	28V
Weight	3.9kg +5.4kg 8.6lb+11.9lb	22.3kg 49.3lb	19.5kg 43lb	20kg 44lb	20.5kg 45.2lb	00kg 00lb
Capacity	1-1.36kg 2.2-3lb	*4.5kg / 9.9lb 15.9kg / *35lb	1..36kg 3lb	1kg 2.2lb	1kg 2.2lb	00kg 00lb
Battery	Makita 5-6Ah*	Powerhawk 12.4Ah LiGHT 33Ah 12v	Powerhawk 7.5Ah or any 12v source	Resqtec 2.6Ah	Resqtec 2.6Ah	-0Ah 0Ah
Runtime	<12mins 55-120mins	>30 mins <120mins/<15hr	>30mins <120mins	<45mins 60mins	<45mins 60mins	0mins 0-0mins
Head Size	303mm+352mm 11.9"+13.9"	635mm 25"	635mm 25"	711mm 28"	823mm 32.4"	0mm 0"
Head Width	111mm +121mm 4.4"+4.8"	254mm 10"	254mm 10"	271mm 10.7"	273mm 10.7"	0mm 0"
Head Depth	272mm+78mm 10.7"+3.1"	305mm 12"	279mm 11"	274mm 10.8"	235mm 9.25"	0mm 0"
Force	<39.3kN 4.4 Ust	-	-	-	AS38.4/607-20.5 38.4-83.2kN 4.3-9.3 Ust	-
Force (kN)	-	35.6-48.9kN 4-5.4 Ust	31.6-52.5kN 3.5-5.9 Ust	32.8-51kN 3.7-5.7 Ust	34.7-76.7kN 3.9-8.6 Ust	0kN 0 Ust
Force (Ust)	39.3kN 4.4 Ust	201.2kN 22.6 Ust	711.7kN 80 Ust	374kN 42 Ust	342kN 38.4 Ust	0kN 0 Ust
Head Length	158mm 6.2"	356mm 14"	406.4mm 16"	401mm 15.8"	607mm 23.9"	0mm 0"
Force (kN)	-	N/A	N/A	-	27.4-59.6kN 3.1-6.7 Ust	0 (0) kN 0-0(0) Ust
Force (Ust)	-	approx 270mm 11"	approx 312mm 12.5"	-	426mm 16.8"	~0mm 0"
Force (kN)	69kN 7.7 Ust	N/A	N/A	36.3-57.7kN 4-6.48 Ust	66.3-120.9kN 7.4-13.4 Ust	N/A
Force (Ust)	N/A	N/A	N/A	700 Bar 10.2K psi	720 Bar 10.4K psi	0 Bar 0K psi
Force (psi)	--	--	--	--	■	--
Force (psi)	-	■	■	■	■	-
Angle	360° -	70° 270°	70° 270°	61° 270°	- 360°	-
Angle	-	-	-	□	■ 6	-
Accessories	54 54	54 54	54 54	54 54	■ 57 57	-
seconds. Cutter, Spreader etc. attach or direct to the powerhead. 41 = US market. changeable between power units	ogurarescuertools.com	Legacy <u>only in support of existing purchases.</u> Accepts all P-16X blades & can be retrofitted to become P-16X*Wt=battery+controller powerhawk.com	interchangeable Cutter,spreader &combi heads. Both P16&P16X can use a 12v car battery or any 12v power source powerhawk.com	3x interchangeable heads/ blades. Rear handle option. *Also 28Ah powerpack. Jaw recess (reach)= 118mm rescue.resqtec.com	Cutting tips option. Auto high-temp shut-off. Step less speed increase rescue.resqtec.com	.com

<p>IMAGES NOT TO SCALE OTHER TOOLS IN RANGE:  <span style="color:blue">■</span>= Combi <span style="color:red">■</span>= Cutter <span style="color:green">■</span>=Ram  <span style="color:purple">■</span>= Special Tools  <span style="border:1px dashed black; border-radius:50%; padding:2px;">●</span>= PARTIAL FEATURE  <span style="border:1px dashed black; padding:2px;">□</span>= Option                      N/A = info Not Available/not given  <span style="border:1px solid cyan; padding:2px;">■</span> (cyan border) WiFi is present on the model variant shown in cyan</p>						
COMPANY	SCORPE	TNT RESCUE	TNT RESCUE	TNT RESCUE	WEBER RESCUE	
SERIES	GreenSpirit II	Storm Surge	Storm Surge	Storm Surge	E-Force3	
MODEL	Spreader MS	ES100-32	ES100-28	ES100-24	SP 44 AS <small>1093703</small>	SP
VOLTAGE	18v/28v	18v/20v	18v/20v	18v/20v	28v	
TOOLS IN RANGE	<span style="color:blue">■</span> <span style="color:red">■</span> <span style="color:green">■</span>		<span style="color:blue">■</span> <span style="color:red">■</span> <span style="color:green">■</span>			
ORIGIN						
COST inc tax / VAT	N/A	N/A	N/A	N/A	N/A	
WEIGHT IN HAND inc BATTERY(IES) & TIPS	18.1kg 39.8lb	23.9-23.5kg 51.8-52.6lb	23.31-22.9kg 51.4-50.55lb	22.31-22.7kg 49.2-50lb	17.3kg 38lb	
WEIGHT DEFAULT BATTERY	1kg 2.2lb	1.1kg / 2.4lb 0.6kg / 1.3lb	1.1kg / 2.4lb 0.6kg / 1.3lb	1.1kg / 2.4lb 0.6kg / 1.3lb	1kg 2.2lb	
BATTERY Ah OPTIONS	Milwaukee 8Ah M18 5Ah M28	Milwaukee M18 8/9Ah. Makita6Ah DeWalt FlexVolt20 9Ah	Milwaukee M18 8/9Ah. Makita 6Ah DeWalt FlexVolt20 9Ah	Milwaukee M18 8/9Ah. Makita 6Ah DeWalt FlexVolt20 9Ah	Milwaukee M28 5Ah	Mi
BATTERY DURATION RECHARGE TIME	60/80mins 45-90mins	10-15mins 87 / 60mins	10-15mins 87 / 60mins	10-15mins 87 / 60mins	<45-80mins 60mins	
LENGTH	912mm 36"	944.2mm 37.2"	884mm 34.8"	823.77mm 32.43"	877mm 34.5"	
WIDTH	250mm 9.8"	283mm 11.15"	283mm 11.15"	283mm 11.15"	239mm 9.4"	
DEPTH	222mm 8.7"	345.4mm 13.6"	345.4mm 13.6"	344.9mm 13.58"	241mm 9.5"	
EN <span style="color:green">■</span> CLASSIFICATION	<span style="color:green">■</span> AS44/610-18.1	-	-	-	<span style="color:green">■</span> AS44/610-17.3 <span style="color:green">■</span>	
EN SPREAD FORCE RANGE t=US Ton	44-857kN 5-96.3 USt	-	-	-	44-857kN 5-96.3 USt	6
NFPA <span style="color:black">■</span> FORCE RANGE t=US Ton (at/near tips)	-	<span style="color:black">■</span> 225-895kN 25.3-100.56 Ust	<span style="color:black">■</span> 249-1014kN 27.98-113.93Ust	<span style="color:black">■</span> 286-1078kN 32-121 Ust	-	
MAX SPREAD FORCE (Theoretical) t=US ton	171kN 19.2 Ust	895kN 100.56 Ust	1014kN 113.93 Ust	-	-	
SPREAD DISTANCE	610mm 24"	700.1mm 31.5"	698.5mm 27.5"	596.9mm 23.5"	610mm 24"	
PULL FORCE RANGE/MAX (THEORETICAL MAX) t=US ton	68kN 7.6 Ust	41.54kN 4.67 Ust	49.7kN 5.58 Ust	63.9kN 7.2 Ust	68kN 7.6 Ust	
MAX PULL DISTANCE	465mm 18.3"	565.2mm 22.25"	463.5mm 18.25"	463.5mm 18.2"	465mm 18.3"	
MAX SQUEEZE FORCE t=US ton	149kN 16.9 Ust	N/A	N/A	N/A	149kN 16.9 Ust	
WORKING PRESSURE (HYDRAULIC)	700 Bar 10.2K psi	722 Bar 10.5K psi	722 Bar 10.5K psi	722 Bar 10.5K psi	700 Bar 10.2K psi	
WiFi/Bluetooth  capable	--	--	--	--	--	
REMOVABLE DOOR OPENING TIPS	-	<span style="color:black">■</span>	<span style="color:black">■</span>	<span style="color:black">■</span>	<span style="color:red">■</span> <span style="color:black">■</span>	
ROTATE HEAD/HANDLE	- 110°	--	--	--	- 360°	
LED LIGHTS	<span style="color:yellow">■</span> 4	<span style="color:yellow">■</span> 4	<span style="color:yellow">■</span> 4	<span style="color:yellow">■</span> 4	<span style="color:yellow">■</span> 4	
IN-WATER USE BATTERY/TOOL IP	<span style="color:blue">■</span> 54/68* 68	54 54	54 54	54 54	54 54	
NOTES	Converter available for M28 & other batteries. * IP68 with M18 & waterproof cover (not shown)	TNT prices include 2 batteries and Dual Rapid charger. Storm2 series DISCONTINUED Mains adapter=option.	TNT prices include 2 batteries and Dual Rapid charger. Storm2 series DISCONTINUED Mains adapter=option	TNT prices include 2 batteries and Dual Rapid charger. Storm2 series DISCONTINUED Mains adapter.option	All E-Force tools can convert to hose	All
WEBSITE	scorpe.net	tntrescue.com	tntrescue.com	tntrescue.com	weber.com	



# BATTERY SPREADERS

<b>WEBER RESCUE</b>	<b>WEBER RESCUE</b>	<b>WEBER RESCUE</b>	<b>WEBER RESCUE</b>	<b>WEBER RESCUE</b>	<b>WEBER RESCUE</b>	<b>WEBER RESCUE</b>
<b>E-Force3</b>	<b>E-Force3</b>	<b>Smart Force</b>	<b>Smart Force</b>	<b>Smart Force</b>	<b>E-Force3</b>	<b>Smart Force</b>
<b>54 AS</b> 1091736	<b>SP 50 BS</b> 1091735	<b>SP 44</b> 1101468	<b>SP 54 AS</b> 1101469	<b>SP 50 BS</b> 1101548	<b>SP 60 BS</b> 00000000	<b>SP 60 BS</b> 00000000
28v	28v	18v	18v	18v	28v	18v
N/A	N/A	N/A	N/A	N/A	N/A	N/A
20.7kg 45.5lb	20.9kg 46lb	18.2kg 40lb	21.6kg 47.5lb	21.8kg 48lb	23.7kg 52.1lb	24.7kg 54.3lb
1kg 2.2lb	1kg 2.2lb	1.1kg 2.33lb	1.1kg 2.33lb	1.1kg 2.33lb	1kg 2.2lb	1.1kg 2.33lb
Milwaukee M28 5Ah	Milwaukee M28 5Ah	Milwaukee M18 8Ah/12Ah	Milwaukee M18 8Ah/12Ah	Milwaukee M18 8Ah/12Ah	Milwaukee M28 5Ah	Milwaukee M18 8Ah/12Ah
<45-80mins 60mins	<45-80mins 60mins	60/90mins 45-83mins	60/90mins 45-83mins	60/90mins 45-83mins	<45-80mins 60mins	60/90mins 45-83mins
982mm 38.7"	1015mm 40"	893mm 35.2"	999mm 39.30"	1032mm 40.6"	1040mm 41"	1080mm 42"
282mm 11.1"	282mm 11.1"	239mm 9.4"	282mm 11.1"	282mm 11.1"	307mm 12.1"	307mm 12.1"
241mm 9.5"	241mm 9.5"	228mm 9.5"	228mm 9.5"	228mm 9.5"	241mm 9.5"	228mm 9"
<b>AS55/735-20.7</b>	<b>BS50/805-20.9</b>	<b>AS44/610-18.2</b>	<b>AS55/735-20.7</b>	<b>BS50/805-21.8</b>	<b>BS60/820-23.7</b>	<b>BS60/820-24.7</b>
55-501kN 5.2-56.3 Ust	50-501kN 5.6-56.3 Ust	44-857kN 5-96.3 Ust	50-501kN 5.6-56.3 Ust	50-501kN 5.6-56.3 Ust	60-638kN 6.7-71.7 Ust	60-638kN 6.7-71.7 Ust
-	-	-	-	-	-	-
-	-	-	-	-	-	-
735mm 28.9"	805mm 31.7"	610mm 24"	735mm 28.9"	805mm 31.7"	820mm 32.2"	820mm 32.2"
70kN 7.9 Ust	67kN 7.5 Ust	68kN 7.6 Ust	70kN 7.9 Ust	67kN 7.5 Ust	74kN 8.3 Ust	74kN 8.3 Ust
620mm 24.4"	680mm 26.8"	465mm 18.3"	620mm 24.4"	680mm 26.80"	702mm 27.6"	702mm 27.6"
144kN 16.2 Ust	144kN 16.2 Ust	149kN 16.9 Ust	144kN 16.2 Ust	144kN 16.2 Ust	114kN 12.8 Ust	114kN 12.8 Ust
700 Bar 10.2K psi	700 Bar 10.2K psi	700 Bar 10.2K psi	700 Bar 10.2K psi	700 Bar 10.2K psi	700 Bar 10.2K psi	700 Bar 10.2K psi
--	--				--	
- 360°	- 360°	- 360°	- 360°	- 360°	- 360°	- 360°
4	4	4	4	4	4	4
54 54	54 54	54/68* 68	54/68* 68	54/68* 68	54 54	54/68* 68
E-Force tools can convert to hose	All E-Force tools can convert to hose	All E-Force tools can convert to hose. * IP68 with waterproof cover	All E-Force tools can convert to hose. * IP68 with waterproof cover	All E-Force tools can convert to hose. * IP68 with waterproof cover	All E-Force tools can convert to hose	All E-Force tools can convert to hose. * IP68 with waterproof cover
weber.com	weber.com	weber.com	weber.com	weber.com	weber.com	weber.com



# POWER ASCENDERS - FOR PROFESSIONALS.

ActSafe Power Ascenders are an ingenious combination of a high-capacity rope winch in a compact, lightweight and user-friendly design. They simply redefine the possibilities for working in vertical environments.

[skylotec.com](http://skylotec.com)



More Information














## ActSafe PMX

- working load limit (WLL) of 250 kg
- 17 m / min at 100 kg
- suitable for 11 mm ropes

















## ActSafe ACX

- simplifies and accelerates work on complex or difficult to access structures
- power-saving use
- remote control up to 150m

<p><b>IMAGES NOT TO SCALE</b></p> <p><b>OTHER TOOLS IN RANGE:</b></p> <ul style="list-style-type: none"> <li>■ = BATTERY TOOLS</li> <li>■ = Combi</li> <li>■ = Cutter</li> <li>■ = Ram</li> <li>■ = Special Tools</li> </ul> <p>● = PARTIAL or OK but not ideal</p> <p>□ = Option</p> <p>N/A = info Not Available/not given</p>						
	<b>COMPANY</b>	<b>AOLAI RESCUE</b>	<b>AOLAI RESCUE</b>	<b>EDILGRAPPA</b>	<b>GENESIS RESCUE</b>	<b>GENESIS RESCUE</b>
<b>SERIES MODEL VARIANT</b>			<b>DE700</b>	<b>S44 SL</b>	<b>S49 XL</b>	<b>S53 XL</b>
Product Code						
<b>TOOLS IN RANGE</b>	■ ■ ■ ■ ■		■ ■ ■ ■ ■	■ ■ ■ ■ ■		
<b>ORIGIN</b>				 		
<b>COST</b> inc tax / VAT	\$4500 per 2 tools FOB	N/A	N/A	N/A	N/A	N/A
<b>WEIGHT IN HAND</b> inc BATTERY(IES) & TIPS	24.5kg 54lb	26kg 57.2lb	15.5kg 00lb	17.3kg 38lb	19.9kg 43.9lb	20.3kg 44.7lb
<b>LENGTH</b>	905mm 35.6"	1194mm 47"	775mm 00"	768mm 30.2"	766mm 30.2"	836mm 32.9"
<b>WIDTH</b>	350mm 13.77"	320mm 12.6"	280mm 11"	250mm 9.8"	243mm 9.6"	299mm 11.8"
<b>DEPTH</b>	279mm 10.9"	265mm 10.4"	190mm 7.5"	190mm 7.5"	199mm 7.8"	216mm 8.5"
<b>EN CLASSIFICATION</b>	-	-	AS105/710-15.5	-	-	-
<b>EN SPREAD FORCE RANGE</b> t=US Ton	47-124kN 5.7-13.9 USt	52-562kN 5.8-63 USt	- -	- -	- -	- -
<b>NFPA FORCE RANGE</b> t=US Ton (at/near tips)	-	-	38-105kN 4.2-11.8 USt	75-151kN 0-0 USt	49-61kN 0-0 USt	52.8-81.3 0-0 USt
<b>MAX SPREAD FORCE</b> (Theoretical) t=US ton	-	-	367kN 41.25 USt	-	-	-
<b>SPREAD DISTANCE</b>	650mm 25.6"	820mm 32.2"	710mm 28"	610mm 24"	710mm 28"	800mm 31.5"
<b>PULL FORCE RANGE/MAX</b> (THEORETICAL MAX) t=US ton	(68)kN (7.6) USt	(73)kN (8.2) USt	63.7kN 7.1 USt	30-44kN 0-0 USt	38-48kN 0-0 USt	38.6-66kN 0-0 USt
<b>MAX PULL DISTANCE</b>	520mm 20.5"	716mm 28"	595.5mm 00"	? ?	561mm 22"	645mm 25.4"
<b>MAX SQUEEZE FORCE</b> t=US ton	69kN 7.7 USt	140kN 15.8 USt	49kN 5.5 USt	- -	- -	- -
<b>WORKING PRESSURE</b>	720Bar / 10.4Kpsi	720Bar / 10.4Kpsi	700Bar / 10.2Kpsi	700Bar / 10.2Kpsi	700Bar / 10.2Kpsi	700Bar / 10.2Kpsi
<b>REMOVABLE DOOR OPENING TIPS</b>	-	-	■	■	■	■
<b>ROTATE HEAD/HANDLE</b>	--	--	--	--	--	--
<b>OPERATING TEMP</b>	?	?	?	?	?	?
<b>LED LIGHTS</b>	2	2	-	-	-	-
<b>IN-WATER USE TOOL IP</b>	54	54	54	54	54	54
<b>NOTES</b>	Cutting tips option and pulling chains	Cutting tips option and pulling chains		All Genesis battery tools can convert to hose and vice-versa		
<b>WEBSITE</b>	aolairescue.com	aolairescue.com	edilgrappa.com	genesisrescue.com	genesisrescue.com	genesisrescue.com














# HOSE-FED SPREADERS

							
	<b>GENESIS RESCUE</b>	<b>GENESIS RESCUE</b>		<b>HOLMATRO</b>	<b>HOLMATRO</b>	<b>HOLMATRO</b>	<b>HOLMATRO</b>
	<b>S60 XL</b>	<b>S80 XL</b>		<b>CORE SP5240CL</b>	<b>CORE SP5240</b>	<b>CORE SP5250</b>	<b>CORE SP5260</b>
							
	N/A	N/A		N/A	N/A	N/A	N/A
	24.7kg 40lb	25.1kg 55.3lb		15.2kg 33.5lb	19.4kg 42.8lb	21kg 46.3lb	25kg 55.1lb
	856mm 54.5"	749mm 29.5"		811mm 31.9"	956mm 37.6"	964mm 38"	1052mm 41.4"
	329mm 13"	329mm 13"		270mm 10.6"	270mm 10.6"	272mm 10.7"	319mm 12.6"
	213mm 8.4"	213mm 8.4"		276mm 10.9"	276mm 10.9"	272mm 10.7"	274mm 10.8"
	-	-		-	AS43/725-19.4 43-280kN 4.8-31.5 Ust	AS54/725-21 54-366kN 6.06-41.1 Ust	BS62/820-25 62-522kN 6.9-58.6 Ust
kN	63-84.7kN 0-0 Ust	87.7-115.5kN 0-0 Ust		39-53kN 4.4-6 Ust	39.1-69.2kN 4.4-7.8 Ust	50-93kN 5.6-10.5 Ust	60-112kN 6.7-12.6 Ust
	-	-		875kN 98.32 Ust	875kN 98.4 Ust	875kN 98.3 Ust	875kN 98 Ust
	810mm 31.9"	735mm 28.9"		510mm 20.1"	725mm 28.5"	725mm 28.5"	820mm 32.3"
N	45.2-63.5kN 0-0 Ust	60-95.8kN 0-0 Ust		48kN 5.4 Ust	51.7kN 5.8 Ust	67kN 7.53 Ust	79kN 8.8 Ust
	643mm 25"	444mm 17.5"		393mm 15.5"	613mm 24.1"	610mm 24"	700mm 27.6"
	-	144kN 16.2 Ust		47kN 5.28 Ust	59kN 6.6 Ust	135kN 15.17 Ust	127kN 14.2 Ust
2Kpsi	700Bar / 10.2Kpsi	700Bar / 10.2Kpsi		720Bar / 10.4Kpsi	720Bar / 10.4Kpsi	720Bar / 10.4Kpsi	720Bar / 10.4Kpsi
	■	■		■	■	■	■
	--	--		- 360°	- 360°	- 360°	- 360°
	?	?	?	?	?	?	?
	-	-		6	6	6	6
	54	54		● 57	● 57	● 57	● 57
				Extreme grip spreader tips. On-tool charging. Stepless speed maximisation	Extreme grip spreader tips. On-tool charging. Stepless speed maximisation	Extreme grip spreader tips. On-tool charging. Stepless speed maximisation	Extreme grip spreader tips. On-tool charging. Stepless speed maximisation
.com	genesisrescue.com	genesisrescue.com		holmatro.com	holmatro.com	holmatro.com	holmatro.com

<p>IMAGES NOT TO SCALE</p> <p>OTHER TOOLS IN RANGE:</p> <ul style="list-style-type: none"> <li><span style="color: orange;">■</span> = BATTERY TOOLS</li> <li><span style="color: red;">■</span> = Combi</li> <li><span style="color: blue;">■</span> = Cutter</li> <li><span style="color: yellow;">■</span> = Ram</li> <li><span style="color: purple;">■</span> = Special Tools</li> </ul> <p>● = PARTIAL or OK but not ideal</p> <p>□ = Option</p> <p>N/A = info Not Available/not given</p>						
COMPANY	HURST (IDEX)	HYDRAM	HYDRAM	HYDRAM	HYDRAM	LIBERVI
SERIES MODEL VARIANT	SP 555	EHM750	EHL800	EHL620	EHS570	E300 ME4
Product Code	0000000	0000000	0000000	0000000	0000000	0000000
TOOLS IN RANGE						
ORIGIN						
COST inc tax / VAT	\$12,110.	N/A	N/A	N/A	N/A	N/A
WEIGHT IN HAND inc BATTERY(IES) & TIPS	20kg 44.1lb	18.48kg 00lb	26.18kg 00lb	23.88kg 00lb	31.48kg 00lb	14.5kg 28lb
LENGTH	1002mm 39.4"	834mm 00"	885mm 00"	786mm 00"	936mm 00"	480mm 19"
WIDTH	265mm 10.4"	335mm 00"	385mm 00"	385mm 00"	395mm 00"	280mm 11"
DEPTH	280mm 11"	230mm 00"	225mm 00"	220mm 00"	269mm 00"	170mm 6.5"
EN CLASSIFICATION EN SPREAD FORCE RANGE t=US Ton	-	AS41-750/18.48 41-132kN 00-00Ust	BS 63-800/26.18 66-202kN 00-00Ust	CS 88620/23.88 97-373kN 00-00Ust	CS 91-565/31.48 92-260kN 00-00Ust	-
NFPA FORCE RANGE t=US Ton (at/near tips)	49-72kN 5.5-8 Ust	-	-	-	-	-
MAX SPREAD FORCE (Theoretical) t=US ton	658kN 74 Ust	132kN 00 Ust	202kN 00 Ust	373kN 00 Ust	260kN 00 Ust	84kN 00Ust
SPREAD DISTANCE	730mm 28.7"	750mm 00"	800mm 00"	620mm 00"	565mm 00"	288mm 11"
PULL FORCE RANGE/MAX (THEORETICAL MAX) t=US ton	28-46 (58) kN 3.2-5.2 (6.5) Ust	41-49kN 00Ust	51.2-128kN 00Ust	82-138kN 00-00Ust	62-114.2kN 00-00Ust	-
MAX PULL DISTANCE	569mm 22.4"	502mm 00"	565mm 00"	378mm 00"	431mm 00"	00mm 00"
MAX SQUEEZE FORCE t=US ton	115kN 12.9 Ust	-	-	-	-	00kN 00Ust
WORKING PRESSURE	700Bar / 10.1Kpsi	700Bar / 10.1Kpsi	700Bar / 10.1Kpsi	700Bar / 10.1Kpsi	700Bar / 10.1Kpsi	
REMOVABLE DOOR OPENING TIPS	■					
ROTATE HEAD/HANDLE	- 360°					
OPERATING TEMP	?	?	?	?	?	?
LED LIGHTS	2					
IN-WATER USE TOOL TIP	● 54					■ 80m/262
NOTES		Previous version 19.6kg				ME4 is an under capable version E100
WEBSITE	jawsolife.com	hydrum.com	hydrum.com	hydrum.com	hydrum.com	

# HOSE-FED SPREADERS

							
BRAND	<b>LIBERVIT</b>	<b>LUKAS (IDEX)</b>	<b>LUKAS (IDEX)</b>	<b>LUKAS (IDEX)</b>	<b>RESQTEC</b>	<b>RESQTEC</b>	<b>RESQTEC</b>
MODEL	<b>E500 ME5</b>	<b>SP 333</b>	<b>SP 555</b>	<b>SP 777</b>	<b>X2</b>	<b>X4</b>	<b>X6</b>
SKU	0000000	0000000	0000000	0000000	0000000	0000000	0000000
WEIGHT	16.7kg 36.7lb	17.3kg 38.1lb	20kg 44.1lb	23.6kg 52lb	13.2kg 00lb	16.5kg 00lb	24.9kg 00lb
MAX. SPREAD	589mm 23"	905mm 35.6"	1002mm 39.4"	1080mm 42.5"	711mm 28"	823mm 32.4"	823mm 32.4"
MAX. JAW OPENING	226mm 9"	256mm 10.1"	265mm 10.4"	309mm 12.2"	271mm 10.7"	273mm 10.7"	273mm 10.7"
MAX. JAW OPENING (AIRCRAFT)	228mm 9"	253mm 9.96"	280mm 11"	285mm 11.2"	274mm 10.8"	235mm 9.25"	235mm 9.25"
MAX. FORCE	- 00-00kN 00-00Ust	AS 42/600-18.3 42-836kN 4.7-94 Ust	AS 52/730-20.9 52-658kN 5.8-74 Ust	BS 63/813-24.5 63-600kN 7.1-67.4 Ust	AS40.3-616-13.2 40.3-347kN 4.5-39Ust	AS52-700-16.5 52-3643kN 5.8-409Ust	BS60.4-802-20.5 60.4-2273.8kN 6.8-255.6Ust
MAX. FORCE (AIRCRAFT)	50kN 00Ust	836kN 94 Ust	658kN 74 Ust	600kN 67.4 Ust	347kN 39Ust	3643kN 409Ust	2273.8kN 255.6Ust
MAX. FORCE (AIRCRAFT)	500mm 19.5"	600mm 23.6"	730mm 28.7"	813mm 32"	616mm 00"	670mm 00"	802mm 00"
MAX. FORCE (AIRCRAFT)	-	23-43 (56) kN 0 (0) Ust	28-46 (58) kN 3.2-5.2 (6.5) Ust	30-49 (60) kN 3.4-5.5 (6.7) Ust	45.4-100kN 5.1-11.2Ust	57.8-131.8kN 6.5-14.8Ust	27.4-59.6kN 00-00Ust
MAX. FORCE (AIRCRAFT)	00mm 00"	440mm 17.3"	569mm 22.4"	655mm 25.8"	-	-	-
MAX. FORCE (AIRCRAFT)	00kN 00Ust	144kN 5.7 Ust	115kN 12.9 Ust	122kN 13.7 Ust	62.4-103kN 7-11.5Ust	80.1-197.3kN 9-22Ust	173-245kN 19.5-27.5 Ust
MAX. FORCE (AIRCRAFT)		700Bar / 10.1Kpsi	700Bar / 10.1Kpsi	700Bar / 10.1Kpsi	700Bar / 10.1Kpsi	700Bar / 10.1Kpsi	700Bar / 10.1Kpsi
MAX. FORCE (AIRCRAFT)		■	■	■	■*	■*	■*
MAX. FORCE (AIRCRAFT)		- 360°	- 360°	- 360°	61° 270°	- 360°	- 360°
MAX. FORCE (AIRCRAFT)	?	?	?	?	?	?	?
MAX. FORCE (AIRCRAFT)		6	6	4	□	□	□
MAX. FORCE (AIRCRAFT)	80m/262ft	58	58	54	54	57	57
MAX. FORCE (AIRCRAFT)	MES is an underwater-capable version of the E500				138° jaw opening. *Aircraft Jaws option.	149° jaw opening *Aircraft Jaws option.	130° jaw opening. *Aircraft Jaws option.
MAX. FORCE (AIRCRAFT)		lukas.com	lukas.com	lukas.com	rescue.resqtec.com	rescue.resqtec.com	rescue.resqtec.com

<p><b>IMAGES NOT TO SCALE</b></p> <p><b>OTHER TOOLS IN RANGE:</b></p> <ul style="list-style-type: none"> <li>■ = BATTERY TOOLS</li> <li>■ = Combi</li> <li>■ = Cutter</li> <li>■ = Ram</li> <li>■ = Special Tools</li> </ul> <p>● = PARTIAL or OK but not ideal</p> <p>□ = Option</p> <p>N/A = info Not Available/not given</p>							
	<b>COMPANY</b>	<b>TNT RESCUE</b>	<b>TNT RESCUE</b>	<b>TNT RESCUE</b>	<b>TNT RESCUE</b>	<b>TNT RESCUE</b>	<b>TNT RESCUE</b>
	<b>SERIES MODEL VARIANT</b>	<b>SL-24</b>	<b>SL-28</b>	<b>S-100-24</b>	<b>S-100-28</b>	<b>S-100-32</b>	<b>S-200-24</b>
	Product Code	0000000	0000000	0000000	0000000	0000000	0000000
	<b>TOOLS IN RANGE</b>						
	<b>ORIGIN</b>						
	<b>COST</b> inc tax / VAT	N/A	N/A	N/A	N/A	N/A	N/A
<b>WEIGHT IN HAND</b> inc BATTERY(IES) & TIPS	16.3kg 35.9lb	16.6kg 36.6lb	18.7kg 41.2lb	20.6kg 45.4lb	23.5kg 52.6lb	21.2kg 47lb	
<b>LENGTH</b>	723.9mm 28.5"	772.2mm 30.4"	774.7mm 30.5"	894.1mm 35.2"	944.2mm 37.2"	774.7mm 30.5"	
<b>WIDTH</b>	335.3mm 177.8"	335.3mm 177.8"	342.9mm 13.5"	342.9mm 13.5"	335.3mm 177.8"	342.9mm 13.5"	
<b>DEPTH</b>	177.8mm 7"	177.8mm 7"	165.1mm 6.5"	165.1mm 6.5"	345.4mm 13.6"	165.1mm 6.5"	
<b>EN CLASSIFICATION</b> <b>EN SPREAD FORCE RANGE</b> t=US Ton	AS39/609-17 -	AS28/711-17 -	AS47/609-19 -	AS39/711-20 -	AS35/812-21 -	BS64/609- -	
<b>NFPA FORCE RANGE</b> t=US Ton (at/near tips)	155-857kN 00-00 USt	143-793kN 00-00Ust	286-1078kN 32-121 USt	225-895kN 0-0Ust	225-895kN 25.3-100.56 Ust	453-1343kN 00-00Ust	
<b>MAX SPREAD FORCE</b> (Theoretical) t=US ton	857kN 00Ust	793kN 00 USt	1078kN 121 Ust	1014kN 00 Ust	895kN 00 Ust	-	
<b>SPREAD DISTANCE</b>	609.6mm 24"	711.2mm 28"	609.6mm 24"	711.2mm 28"	812.8mm 32"	609.6mm 24"	
<b>PULL FORCE RANGE/MAX</b> <b>(THEORETICAL MAX)</b> t=US ton	131.2kN 00Ust	119kN 00 Ust	130kN 00 Ust	102kN 00 Ust	41.54kN 4.67 Ust	205kN Ust	
<b>MAX PULL DISTANCE</b>	?mm	?mm	?mm	?mm	?mm	?mm	
<b>MAX SQUEEZE FORCE</b> t=US ton	N/A	N/A	N/A	N/A	N/A	N/A	
<b>WORKING PRESSURE</b>	724Bar / 10.5K psi	724Bar / 10.5K psi	724Bar / 10.5K psi	724Bar / 10.5K psi	724Bar / 10.5K psi	724Bar / 10.5K psi	
<b>REMOVABLE DOOR OPENING TIPS</b>	■	■	■	■	■	■	
<b>ROTATE HEAD/HANDLE</b>	--	--	--	--	--	--	
<b>OPERATING TEMP</b>	?	?	?	?	?	?	
<b>LED LIGHTS</b>	-	-	-	-	4	4	
<b>IN-WATER USE TOOL IP</b>	54	54	54	54	54	54	
<b>NOTES</b>							
<b>WEBSITE</b>	tntrescue.com	tntrescue.com	tntrescue.com	tntrescue.com	tntrescue.com	tntrescue.com	



# HOSE-FED SPREADERS

MODEL	TNT RESCUE	TNT RESCUE	WEBER RESCUE	WEBER RESCUE	WEBER RESCUE	WEBER RESCUE	WEBER RESCUE
MODEL	S-200-28	S-200-32	SP 44 AS	SP 50 BS	SP 54 AS	SP 64 BS	SP 84 CS
SKU	0000000	0000000	0000000	0000000	0000000	0000000	1093904
ORIGIN							
WEIGHT	N/A	N/A	N/A	N/A	N/A	N/A	N/A
MAX. FORCE	22.4kg 49.6lb	23.1kg 51.2lb	17.3kg 38lb	20.9kg 46lb	20.7kg 45.5lb	18.2kg 40lb	19.8kg 00lb
MAX. LENGTH	830.6mm 32.7"	894.1mm 35.2"	877mm 34.5"	1015mm 40"	982mm 38.7"	893mm 35.2"	790mm 00"
MAX. WIDTH	342.9mm 13.5"	335.3mm 177.8"	239mm 9.4"	282mm 11.1"	282mm 11.1"	239mm 9.4"	307mm 00"
MAX. HEIGHT	165.1mm 6.5"	345.4mm 13.6"	241mm 9.5"	241mm 9.5"	241mm 9.5"	228mm 9.5"	210mm 00"
MODEL	BS54/711-23	BS45/812-24	AS44/610-17.3	BS50/805-20.9	AS55/735-20.7	AS44/610-18.2	CS82/660-19,8
MAX. FORCE	-	-	44-857kN 5-96.3 Ust	50-501kN 5.6-56.3 Ust	55-501kN 6.2-56.3 Ust	44-857kN 5-96.3 Ust	82-680kN 00-00Ust
MAX. FORCE	394-1199kN 00-00Ust	356-1099kN 00-00 Ust	-	-	-	-	-
MAX. FORCE	1099kN 00 Ust	1099kN 00 Ust	-	-	-	-	680kN
MAX. LENGTH	711.2mm 28"	812.8mm 32"	610mm 24"	805mm 31.7"	735mm 28.9"	610mm 24"	660mm 00"
MAX. FORCE	49.7kN 5.58 Ust	161kN 00Ust	68kN 7.6 Ust	67kN 7.5 Ust	70kN 7.9 Ust	68kN 7.6 Ust	70kN 7.9 Ust
MAX. LENGTH			465mm 18.3"	680mm 26.8"	620mm 24.4"	465mm 18.3"	540mm 00"
MAX. FORCE	N/A	N/A	149kN 16.9 Ust	144kN 16.2 Ust	144kN 16.2 Ust	149kN 16.9 Ust	129kN 00 Ust
MAX. PSI	724Bar / 10.5K psi	724Bar / 10.5K psi	700Bar / 10.2Kpsi	700Bar / 10.2Kpsi	700Bar / 10.2Kpsi	700Bar / 10.2Kpsi	700Bar / 10.2Kpsi
MAX. PSI							
MAX. PSI	--	--	- 360°	- 360°	- 360°	- 360°	- 360°
MAX. PSI							
MAX. PSI	4	4	4	4	4	4	4
MAX. PSI	54	54	54 54	54 54	54 54	54/68* 68	54/68* 68
MAX. PSI			All Weber battery tools can convert to hose and vice-versa	All Weber battery tools can convert to hose and vice-versa	All Weber battery tools can convert to hose and vice-versa	All Weber battery tools can convert to hose and vice-versa	All Weber battery tools can convert to hose and vice-versa
MAX. PSI	tntrescue.com	tntrescue.com	weber.com	weber.com	weber.com	weber.com	weber.com

# 'hydraulic' BATTERY RAMS



push point and ensure it is stronger than the structure to be moved.

- If adding an extension piece to the ram then this end must always be positioned against the push point
- If the structure is in contact with the entrapped casualty then always move the structure away first with the ram before cutting it. Cutting the structure first can cause further structural movement towards the casualty [ED: and alter the way it reacts to being pushed including the possibility of a cut-end 'springing' off the end of the ram.

*When the structure is intact there are fewer jagged, loose ends to be concerned about].*

- Casualty entrapment should be freed first before further space creation techniques are considered due to the requirement to have a viable emergency release plan in place should the casualties condition suddenly deteriorate
- When extricating from Electric Vehicles rescuers must ensure they do not ram from or into any high voltage battery components or any high voltage areas – refer to the Emergency Response Guide for the vehicle
- When carrying out a dash roll manoeuvre cut the dash tie down from centre console if more space is required to carry out the extrication
- Ensure the structure has been peeled and revealed so that the ram does not inadvertently push through any hidden hazards

The image above is not an environment you would normally think of for a hydraulic ram but I can think of many an incident in the dim and distant past where such a tool would have been a literal life saver. We had manually operated hydraulics of course and these are indeed a fantastically reliable option even now but these dedicated battery tools are infinitely faster and with far greater reach or more accurately for rams, stroke which is the distance that you can physically move your target. The specifics of battery tools together with their advantages and disadvantages are covered in the previous three parts to this series so before we look at some ram-specific features, our co-extrication editor Nick Appleton gives some useful training and operational usage pointers for battery rams, some of which is just as relevant to any ram no matter the power source.

## Top Tips from TR Extrication Co-Editor Nick Appleton:

*Training with rams should be carried out on previously prepared vehicles that have been deformed to simulate various accident damage scenarios e.g. roof pushed down, B pillars pushed inwards etc. Rescuers will only understand the importance of moving the metal all the way back or past the position that the metal was originally formed if the vehicle has been deformed in this way. They will realise that only partially ramming the structure will cause it to spring back once the rams are retracted.*

- Adding and extending a second ram with a longer extension piece placed adjacent to the first ram once the first ram is fully extended can help prevent the structure springing back to its original shape
- When extending the ram both ends of the ram should be continuously monitored to ensure that neither slips out of position
- Rescuers need to be 100% sure of the direction of travel before operating the ram as the consequences of housing the ram instead of extending it could bring the structure back onto the casualty
- A ram will always go towards the direction of the weaker end of the structure it's in contact with and so assess the

## Advantages of battery operated rams:

- No set up time so immediately deployable
- Quicker to get to work
- Quieter when operating
- No hoses so no trip hazard
- Less stowage space required on fire appliance
- No emissions or fumes so can be used in confined and enclosed spaces

## Disadvantages of battery operated rams:

- Dependent on good battery management
- Heavier because have own internal pump, oil reservoir and power source
- Bulky to get into restricted spaces
- Some cannot be used submerged under water – though they can all be used in wet weather.

## RAM DESIGN

A simple ram consists of a tube being hydraulically (or in some shoring cases, pneumatically), pushed out of a bombproof tubular casing that can take high internal pressure. With

traditional hose-fed rams, those tubes constitute a relatively small footprint with just the length of tube to contend with but battery power usually involves having the battery and motor on-board and this increases bulk considerably. Unlike cutters and spreaders where the battery



doesn't add a huge amount to the bulk of the tool, rams do and therefore require more thought before purchasing. This is mitigated in most models by being able to rotate the motor assembly into free space or by having the ram tubes mounted at 90 degrees to the motor housing. So you'll still use them especially if you have other battery tools in the same series; not only for continuity of batteries but also because of the self-contained nature that we've discussed throughout this series of guides and Nick again mentions in the intro - minimal noise and no liquid fuel and exhaust fumes to contend with. In our tables we have two unpowered, stand-alone rams that don't quite fit the 'self-contained, battery-powered tool' description unless you introduce a spreader. We have included the *Powerhawk X* (& *P/X16*) compatible rams simply because they were the first to come up with an ingeniously simple alternative - a ram housing with a cutaway section that allows you to insert any spreader head that fits and do the pushing of tubes that way as a proxy power source. These things are not only a lot cheaper than a self-contained battery ram, you can set and leave them in situ. in complex extrication or USAR situations instead of tying up multiple battery units. The image on the left shows the legacy P16 that we used for many years and in fact the ram, although, long retired, is still going strong after more than 20 years.

### SIZE MAYNOT MATTER

Rams are infinitely more extendible than their cutter and spreader counterparts. Not all manufacturers bother of course because 1) a 2-stage telescoping ram offers a wide size range albeit that the strength at longer lengths is very much reduced and 2) there are useful regular lengths for rams that cover most eventualities. But some can take screw-on or clip-on extensions that might be over a metre long when the ram itself is only pushing 4 or 5 inches!

*Resqtec's V4* has an adapter that enables it use extensions plus all 5 shoring struts as extensions! It's often about the bridging distance between the sill or support point and the target to be moved than it is the distance it needs to be moved. Two of the original *Ogura* tools continue to provide perhaps the most accessible



## BATTERY RAMS

rams because their power source is a diminutive *Makita* drill connected by a short hose so you can get that into smaller spaces than virtually any other ram in our selection. That's not bad after over 30 years of development - you might have thought that by 2024 we would be taking a matchbox off the truck and deploying some microscopic nano-bots to do the heavy lifting.

**(LACK OF) NOISE:** Covered in the previous parts of this series and already reiterated in Nick's introduction - electric tools are silent when not in use so there is no tick-over noise as you get with a petrol engine tool or a generator driven, hose-fed hydraulic system. But there is still noise when the tool is doing its work and this can vary from a hum to a high pitched whirr that gets louder as the tool works harder. So they are not 'silent' but certainly far less noise pollution than a traditional petrol engine/generator-based system.

**LED LIGHTS:** Not so obvious as the cutters and spreaders but most of the battery rams have on-board LEDs for illuminating your immediate tool placement area. These are extremely useful because area lighting and even head and angled lighting can illuminate everything BUT the work area as a congested jumble of vehicle or building parts casts a dark shadow where you least want it. Having an LED that shines down the line of the tool negates this problem.

### WiFi & BLUETOOTH DIAGNOSTICS & BATTERY MANAGEMENT

*Holmatro*, *Lukas/Hurst* and *Weber/Genesis* have continued with on-board control panels discussed in the other tool guides but we haven't mentioned much about the importance of battery management. So important, we've listed it twice in our tables! For tools that use off-the shelf batteries from the likes of *Milwaukee*, *Makita* and *DeWalt* this is not so important but the more expensive bespoke systems from *Holmatro* and *Lukas* need to be looked after. Luckily their own charging and storage systems together with **WiFi** and/or **Bluetooth** diagnostics allows much easier and efficient management - *Holmatro's* on-vehicle multi-charger for instance will charge 6 to 18 batteries separately from a single power source or while on the tool and will prioritise on-tool charging over 'loose' batteries. That and the watertight batteries is why you pay the big bucks for the bespoke systems. Incidentally, *Lukas* and *Hurst E3* and *Wifi* capable *E3-Connect* series are the same tool aside from the extra cost of the *Wifi* version but the *Lukas* range was ratified with removal of the R421 E2, R520 E3/E3C and R522 E3/E3C models in mid 2024.

### CHINESE & RUSSIAN TOOLS

As at 2024 Russia has become a North Korea style pariah state so we still don't have to consider Russian tools even if they were good enough to include. China, however,

continues to produce quality products for big name companies around the world but there are two problems associated with including their products in our GUIDES. The first is their propensity for copyright infringement via blatant copying of design and imagery, as an example, we have included *Aolai Rescue* because their battery tools are their own badged products and they are the only one to quote a price but they have other rescue products that may be very good but are clearly copied from market leading models, their *Paratech* looking struts even have dark green and yellow livery while their *Arachnipod* looking Tripod/gantry frame has the same red and silver livery. If they could only shy away from this continual plagiarism of well known products and concentrate on their own considerable design skills the world would be a fairer and happier place!

**IN THE FOLLOWING TABLES.....**

The tool length, width or height and weight are all WORKING spec so they **include the battery**. Many companies quote figures without the battery so at first glance seem lighter but when added has a significant affect on both the physical size and weight of a tool when in use. As with all cutting and spreading tools, the largest or highest figures are not necessarily the best for the job. Stroke power is highest at the shortest extension. **All force figures are given in KiloNewtons and US (short)tons**

Any use, feature, accessory or component that is inherent in the tool is shown as a solid coloured square ■■■■  
 If it's an option it is shown as an outline square □□□□  
 A circle ● in the 'USE' columns indicates that this feature is only partially present and/or is OK for that purpose but not ideal. A model variant is shown in cyan blue and any features or specifications that differ from the standard are also in cyan or will have a cyan outline to a black or orange square ■■.

**WiFi/Bluetooth-CAPABLE:** The tool and/or battery are linked to a mobile device via **Wifi** &/or **Bluetooth** to manage functions, servicing and inventory. This category is listed twice.

**TOOLS-IN-RANGE:** refers to the other types of tool available in this specific series of tools using this specific battery type.

■= Cutter ■= Spreader ■= Combi ■= Special Tools

**ORIGIN:** The company's home country, not necessarily the country of manufacture which is indicated by an inset flag or two equally sized flags if the tool is made in both countries.

**COST:** This is clearly an official secret within the industry. This is because the cost of one tool is huge and vastly different to the cost of multiples that they sell to entire fire services. But this is the same situation for virtually every piece of equipment we ever have in **TECHNICALRESCUE** where we always quote the single item cost on the understanding that any bulk purchase will of course be a lower figure. Chinese Manufacturer *Aolai* have been confident enough to quote a range of \$3500 to \$4700 exc shipping and import duty to give some idea of the minimum you are likely to pay for a battery ram. The batteries are an expensive consumable as well - eg. a *Milwaukee* M18 8Ah battery costs £/\$/€150-200 though individuals could purchase through *Amazon* etc. and save a packet!

**WEIGHT IN HAND:** Refers to the operational weight that the rescuer experiences in using the tool so it includes any on-board batteries but not backpack batteries and not necessarily any extras like clip-on lighting or different heads/feet.

**WEIGHT of BATTERY:** is for the default battery supplied or preferred by the manufacturer. Those that use 'off-the-shelf' brands like *Milwaukee* and *DeWalt* may well be able to use either higher Ah models for greater capacity/duration or lower Ah for decreased cost and perhaps weight but less duration.

**BATTERY DURATION & RECHARGE TIME:** Work-time or duration is much trickier as it depends on the resistance of the material being pushed/supported, the temperature, the age of the battery and even how meticulously you follow the recharge guidelines. Consequently some won't quote a figure at all and others are generous to say the least - consider most to be the absolute maximum with minimal workload. Tools last much longer carrying out hundreds of short duration cuts like the Genesis figure of <45mins compared to a *Homatro's* minimum 11minute figure in like-for-like ramming their battery will match the highest time given by others.

Recharge time can be more specific though it varies wildly between basic and high speed chargers. The time shown is for the charger supplied or preferred by the manufacturer and may give a time-range if referring to different types of charger.

**DIMENSIONS:** The Length by width by depth/height of tool ready to store on the truck and/or ready to work. Rams are stored with the cylinders retracted so they are the least bulky of the 'hydraulic' rescue tools. Height is the 'thickness' of the tool off the ground if you lay the tool down and is usually dictated by either the handle or the battery if it is top-mounted.

**PUSH FORCE:** Is the maximum *theoretical* force that can be exerted and, like spreaders and cutters, is highest closest to the power unit. The strongest rams are the shortest, single-stage rams. Telescoping gives you much needed reach but the second stage is very much weaker than the first stage and this is extremely important to remember - you may have easily pushed your target material with the first stage but beware that you don't overwhelm it's capabilities when you extend into the second, telescoping stage. **It is also vital that you push in direct line with the power unit - if your target load starts to stray off-centre as it moves you could damage the ram's extending cylinders.** Our figures are in kN (KiloNewtons) and **US (Short) Tons**. There are 1.10 US short tons to a UK/metric ton (or more accurately tonne).

**STROKE RANGE:** If the ram has a telescoping section there will be two figures - the first, higher figure is for the first stage and the second, lower figure is for the telescoped section. If the ram is single-stage only this figure will be the same as the total stroke distance. Some rams can also pull using chains etc. in the same way as a spreader but this is not the norm and is written in the NOTES.

**TOTAL STROKE DISTANCE:** The maximum distance the target load can be pushed including any telescoping sections.

**ROTATE HEAD/HANDLE:** The handle can rotate around the cylinder for better access to in-line ramming of the target but most rams are relatively compact anyway.

**LED LIGHTS** ■: Integral lighting from the handle or housing to illuminate the area being cut/spread.

**IN-WATER-CAPABLE:** The tool/battery can be used underwater **TOOL/BATTERY IP**. Ingress protection for dust (first number) & water (second number) - IP54 resists water splashes, IP57 & 67 withstand inundation to 1metre, IP58&68 deeper than 1metre. Trade batteries like *Milwaukee* are **not** waterproof without a bespoke cover and tend not to quote an IP number because they are dependant on the tool to create an effective seal. Specialist batteries like *Holmatro* and *Lukas* are watertight (IP68) but regular trade batteries are no more than IP54 so they are splashproof but not submersible without a bespoke cover.

# LUKAS

## CROSSRAM

Long, Longer,  
CR 522 CROSSRAM!

Our new telescopic cylinder CR 522 e<sup>3</sup> / CONNECT CROSSRAM offers a wide range of applications due to its immense reach.

Cross ramming to work inside a vehicle, creating a rescue opening in a truck cab or tearing away the vehicle pillars can be carried out with ease thanks to the large stroke and exceptional power of the CR 522 CROSSRAM.

The LX Extension Set from LUKAS can provide an additional 27cm and thus can reach a total extended length of 180cm.



[LUKAS.COM](http://LUKAS.COM)

A Trusted IDEX  
Fire & Safety Brand

**LUKAS**

Images not exactly to Scale but comparative within their own series of tools.

**OTHER TOOLS IN RANGE:**

- = Combi ■ = Spreader
- = Cutter ■ = Special Tools
- = PARTIAL FEATURE
- = Option
- N/A = info Not Available/not given
- (cyan border) WiFi is present on the model variant shown in cyan



COMPANY	AMKUS	AMKUS	AOLAI RESCUE	AOLAI RESCUE	EDILGRAPPA
SERIES	ION	Heavy Rescue	-	-	-
MODEL VARIANT	ITR230	HRTR Ram	GYCDD-A	GYDD-171-388/576C	MT730N-E
VOLTAGE	54/60v	54/60v	28v	28v	54/60v
TOOLS IN RANGE	■ ■ ■ ■	■ ■ ■ ■	■ ■ ■	■ ■ ■	■ ■ ■ ■
ORIGIN	🇮🇹	🇺🇸	🇨🇳	🇨🇳	🇮🇹
COST inc tax / VAT	N/A	N/A	\$3500-4500*	\$3750-4700*	N/A
RAM TYPE	2-Stage Telescoping	2-Stage Telescoping	1-Stage	2-Stage Telescoping	2-Stage Telescoping
WEIGHT IN HAND inc BATTERY exc EXTENSION	17.9kg 39.4lb	25.2kg 55.4lb	19.8kg 43.6lb	20.4kg 45lb	17.9kg 39.4lb
WEIGHT - DEFAULT BATTERY	1.2kg / 2.6 lb	1.2kg / 2.6 lb	0.9kg / 2 lb	0.9kg / 2 lb	1.2kg / 2.6 lb
BATTERY Ah OPTIONS	DeWalt FlexVolt 9Ah	DeWalt FlexVolt 6Ah 9, 12Ah	5Ah	5Ah	DeWalt FlexVolt 9Ah
BATTERY DURATION RECHARGE TIME	10-25mins 85mins	10-15mins 60mins	45-60mins 90mins	45-60mins 90mins	10-25mins 85mins
LENGTH retracted/extended*	290mm/ 11.4" 574mm/22.6"	561mm/ 22.1" 1282mm/50.5"	560mm/ 22.3" 930mm/0"	565mm/ 22.2" 1355mm/53.3"	290mm/ 11.4" 574mm/22.6"
HEIGHT/WIDTH	452mm / 17.8"	290mm / 11.4"	300mm / 11.8"	400mm / 15.8"	452mm / 17.8"
DEPTH (max diam)	185mm / 7.3"	262mm / 10.3"	175mm / 6.9"	120mm / 4.7"	185mm / 7.3"
EXTENSION(S) & OPTIONS	254mm/10" 457mm/18" 680mm/27" -	NO -	NO -	NO --	254mm/10" 457mm/18" 680mm/27" -
EN NFPA	■ ■	■	■*	■* ■	■ ■
EN CLASSIFICATION	TR215/160-76.4/124-16.7	-	-	-	TR215/160-76.4/124-16.7
PUSH FORCE(S for telescoping) t=US Ton	215-76.4kN 24.2-8.6 Ust	216-100kN 00-00 Ust	120kN 13.5 Ust	145.7-75.5kN 16.4-8.5 Ust	215-76.4kN 24.2-8.6 Ust
STROKE RANGE	160/124mm 6.3/4.9"	000/00mm 00/00"	370mm 14.6"	415/380mm 16.3/15"	160/124mm 6.3/4.9"
TOTAL STROKE DISTANCE	284mm 11.2"	00mm 00"	370mm 14.6"	975mm 38.4"	284mm 11.2"
WORKING PRESSURE (HYDRAULIC)	700 Bar 10.2K psi	700 Bar 10.2K psi	720 Bar 10.4K psi	720 Bar 10.4K psi	700 Bar 10.2K psi
WiFi/Bluetooth capable	--	--	--	--	--
SPEED CONTROL ON-BOARD LED	Rotating Star Grip -	Rotating Star Grip -	Rotating Star Grip ■	Rotating Star Grip ■	Rotating Star Grip ■
IN-WATER USE BATTERY/TOOL IP	54 54	54 54	54 54	54 54	54 54
NOTES	DISCONTUNED	New in 2025	*CE is listed but you will need to verify this refers to the correct standard. *FOB China	*CE & NFPA is listed but you will need to verify this refers to the correct standard. *FOB China	-
WEBSITE	amkus.com	amkus.com	aolairescue.com	aolairescue.com	edilgrappa.com

					
<b>GENESIS RESCUE</b> E-Force SL3	<b>GENESIS RESCUE</b> E-Force SLi	<b>GENESIS RESCUE</b> E-Force SL3	<b>GENESIS RESCUE</b> E-Force SL3	<b>GENESIS RESCUE</b> E-Force SL3	<b>GENESIS RESCUE</b> E-Force SLi
21-36	21-36	31" Push-Pull	41" Push-Pull	22-54	22-54
28v	18v	28v	28v	28v	18v
					
N/A	N/A	N/A	N/A	N/A	N/A
1-Stage	1-Stage	1-Stage	1-Stage	2-Stage Telescoping	2-Stage Telescoping
17.3kg 38.1lb	18.4kg 40.6lb	18.2kg 40.1lb	21.6kg 47.6lb	20.1kg 44.3lb	21.6kg 47.6lb
1.4kg/1kg 3.2lb/2.3lb	1.1/1.7kg 2.33/3.74lb	1.4kg/1kg 3.2lb/2.3lb	1.4kg/1kg 3.2lb/2.3lb	1.4kg/1kg 3.2lb/2.3lb	1.1/1.7kg 2.33/3.74lb
Genesis/ Milwaukee 5Ah*	Milwaukee M18 8Ah/12Ah*	Genesis/ Milwaukee 5Ah*	Genesis/ Milwaukee 5Ah*	Genesis/ Milwaukee 5Ah*	Milwaukee M18 8Ah/12Ah*
<45mins 90mins	60/90mins 45-83mins	<45mins 90mins	<45mins 90mins	<45mins 90mins	60/90mins 45-83mins
540mm /21.3" 908mm /35.7"	540mm /21.3" 908mm /35.7"	553mm /21.8" 840mm /33.1"	653mm /25.7" 1061mm /41.8"	587mm /23.1" 1387mm /53"	587mm /23.1" 1387mm /54.6"
340mm / 13.4"	340mm / 13.4"	347mm / 13.7"	347mm / 13.7"	365mm / 14.4"	365mm / 14.4"
134mm / 5.3"	134mm / 5.3"	142mm / 5.6"	142mm / 5.6"	134mm / 5.3"	134mm / 5.3"
76mm/3" 127mm/5" 254mm/10" Angled V-head Pull shackles, pins & adapters	50mm/2" 150mm/6" 270mm/10.6"	76mm/3" 127mm/5" 254mm/10" Angled V-head Pull shackles, pins & adapters	76mm/3" 127mm/5" 254mm/10" Angled V-head Pull shackles, pins & adapters	NO -	NO -
■	■	■	■	■	■
-	-	-	-	-	-
111kN 12.5 USt	111kN 12.5 USt	142 (47*) kN 16 (1.8*) USt	142 (47*) kN 16 (1.8*) USt	138(47kN*) 15.5 (1.8*) USt	108/62kN 12.1/7 USt
368mm 14.5"	368mm 14.5"	287mm 11.3"	408mm 16.1"	428/372mm 16.8- 14.7"	428/372mm 16.8- 14.7"
368mm 14.5"	368mm 14.5"	287mm 11.3"	408mm 16.1"	800mm 31.5"	800mm 31.5"
700 Bar 10.1K psi	550 Bar 7.9K psi	700 Bar 10.1K psi	700 Bar 10.1K psi	700 Bar 10.1K psi	550 Bar 7.9K psi
--	■	--	--	--	■
Rocker switch 	Rocker switch 	Rocker switch 	Rocker switch 	Rocker switch 	Rocker switch 
54 54	68* 58	54 54	54 54	54 54	68* 58
All E-Force tools can convert to hose. Length remaining markers on ram tube.	All E-Force tools can convert to hose. Length remaining markers on ram tube. *IP68 only with battery cover. IP54 splash cover for 12Ah	All E-Force tools can convert to hose. *PULL-FORCE	All E-Force tools can convert to hose. *PULL-FORCE	All E-Force tools can convert to hose. Length remaining markers on ram tube.	All E-Force tools can convert to hose. Length remaining markers on ram tube. *IP68 only with battery cover. IP54 splash cover for 12Ah
genesisrescue.com	genesisrescue.com	genesisrescue.com	genesisrescue.com	genesisrescue.com	genesisrescue.com

Images not exactly to Scale but comparative within their own series of tools.































**OTHER TOOLS IN RANGE:**  
■ = Combi ■ = Spreader  
■ = Cutter ■ = Special Tools  
● = PARTIAL FEATURE  
 = Option  
 N/A = info Not Available/not given  
 = (cyan border) WiFi is present on the model variant shown in cyan



COMPANY	GENESIS RESCUE	GENESIS RESCUE	HOLMATRO	HOLMATRO	HOLMATRO
SERIES VARIANT	E-Force SL3	E-Force SLi	PENTHEON	PENTHEON	PENTHEON
MODEL VARIANT	28-59	28-59	PRA40	PTR40	PRA50
VOLTAGE	28v	28v	28v	28v	28v
TOOLS IN RANGE	<span style="color: blue;">■</span> <span style="color: magenta;">■</span> <span style="color: green;">■</span> <span style="color: purple;">■</span>	<span style="color: blue;">■</span> <span style="color: magenta;">■</span> <span style="color: green;">■</span> <span style="color: purple;">■</span>	<span style="color: blue;">■</span> <span style="color: magenta;">■</span> <span style="color: green;">■</span> <span style="color: purple;">■</span>	<span style="color: blue;">■</span> <span style="color: magenta;">■</span> <span style="color: green;">■</span> <span style="color: purple;">■</span>	<span style="color: blue;">■</span> <span style="color: magenta;">■</span> <span style="color: green;">■</span> <span style="color: purple;">■</span>
ORIGIN					
COST inc tax / VAT	N/A	N/A	N/A	N/A	N/A
RAM TYPE	2-Stage Telescoping	2-Stage Telescoping	1-Stage	2-Stage Telescoping	1-Stage
WEIGHT IN HAND inc BATTERY exc EXTENSION	21.7kg 47.8lb	22.7kg 50lb	14.1kg 31.1lb	15.5kg 34.2lb	18.2kg 40.1lb
WEIGHT - DEFAULT BATTERY	1.4kg/1kg 3.2lb/2.3lb	1.1/1.7kg 2.33/3.74lb	1.5kg / 3.3lb	1.5kg / 3.3lb	1.5kg / 3.3lb
BATTERY Ah OPTIONS	Genesis/ Milwaukee 5Ah*	Milwaukee M18 8Ah/12Ah*	Holmatro PBPA287 8Ah	Holmatro PBPA287 8Ah	Holmatro PBPA287 8Ah
BATTERY DURATION RECHARGE TIME	<45mins 90mins	60/90mins 45-83mins	30-90mins* 60mins	30-90mins* 60mins	30-90mins* 60mins
LENGTH retracted/extended*	700mm /27.6" 1500mm /59"	700mm /27.6" 1500mm /59"	385mm / 15.2" 600mm/23.6"	385mm/ 15.2" 792mm/31.2"	578mm/ 22.8" 985mm/38.8"
HEIGHT/WIDTH	365mm / 14.4"	365mm / 14.4"	443mm / 17.4"	443mm / 17.4"	443mm / 17.4"
DEPTH (max diam)	134mm / 5.3"	134mm / 5.3"	256mm / 10.1"	256mm / 10.1"	256mm / 10.1"
EXTENSION(S) & OPTIONS	NO	NO	220mm/8.7" (3.3kg/ 7.3lb) 440mm/17.3" (4.6kg/10.1lb)	220mm/8.7" (3.3kg/ 7.3lb) 440mm/17.3" (4.6kg/10.1lb)	220mm/8.7" (3.3kg/ 7.3lb) 440mm/17.3" (4.6kg/10.1lb)
EN <span style="color: green;">■</span> NFPA <span style="color: black;">■</span>	<span style="color: black;">■</span>	<span style="color: black;">■</span>	<span style="color: green;">■</span> <span style="color: black;">■</span>	<span style="color: green;">■</span> <span style="color: black;">■</span>	<span style="color: green;">■</span> <span style="color: black;">■</span>
EN CLASSIFICATION	-	-	R136/215-14.1	TR136/215-65/192-15.5	R136/407-18.2
PUSH FORCE(S for telescoping) t=US Ton	108/62kN 0ust	108/62kN 0ust	136kN 15.3 ust	65-136kN 7.3-15.3 Ust	136kN 15.3 Ust
STROKE RANGE	428/372mm 16.8- 14.7"	428/372mm 16.8- 14.7"	-	215/192mm 8.5/7.6"	-
TOTAL STROKE DISTANCE	800mm 31.5"	800mm 31.5"	215mm 8.5"	407mm 16"	407mm 16"
WORKING PRESSURE (HYDRAULIC)	700 Bar 10.1K psi	700 Bar 10.1K psi	540 Bar 7.8K psi	540 Bar 7.8K psi	540 Bar 7.8K psi
WiFi/Bluetooth capable	--	<span style="color: red;">■</span>			
SPEED CONTROL ON-BOARD LED	Rocker switch <span style="color: yellow;">■</span>	Rocker switch <span style="color: yellow;">■</span>	2speed throttle <span style="color: yellow;">■</span>	2speed throttle <span style="color: yellow;">■</span>	2speed throttle <span style="color: yellow;">■</span>
IN-WATER USE BATTERY/TOOL IP	54 54	<span style="color: blue;">■</span> 68* 58	<span style="color: blue;">■</span> 67 57	<span style="color: blue;">■</span> 67 57	<span style="color: blue;">■</span> 67 57
NOTES	All E-Force tools can convert to hose. Length remaining markers on ram tube.	All E-Force tools can convert to hose. Length remaining markers on ram tube. <span style="color: blue;">*</span> IP68 only with battery cover. IP54 splash cover for 12Ah	Push-button ram ext. do not need original ram head to be removed.On-tool charging. tepless speed maximisation. *11mins at constant max force.	Push-button ram ext. do not need original ram head to be removed.On-tool charging. tepless speed maximisation. *11mins at constant max force.	Push-button ram ext. do not need original ram head to be removed.On-tool charging. tepless speed maximisation. *11mins at constant max force.
WEBSITE	genesisrescue.com	genesisrescue.com	holmatro.com	holmatro.com	holmatro.com




# BATTERY RAMS

				
<b>HOLMATRO</b>	<b>HOLMATRO</b>	<b>HURST (IDEX)</b>	<b>HURST (IDEX)</b>	<b>HURST (IDEX)</b>
<b>PENTHEON</b>	<b>PENTHEON</b>	<b>E3/E3connect</b>	<b>E3/E3connect</b>	<b>E3/E3connect</b>
<b>PTR50</b>	<b>PTR51</b>	<b>R320</b>	<b>R521</b>	<b>CR 522</b>
28v	28v	25.2v	25.2v	25.2v
				
N/A	N/A	N/A	N/A	N/A
2-Stage Telescoping	2-Stage Telescoping	2-Stage Telescoping	2-Stage Telescoping	2-Stage Telescoping
20.5kg 45.2lb	21.4kg 47.2lb	13.7kg 30.2lb	19.4kg 42.8lb	21.6kg 47.6lb
1.5kg / 3.3lb	1.5kg / 3.3lb	1.6 1.2kg / 3.5 2.7lb	1.6 1.2kg / 3.5 2.7lb	1.6 1.2kg / 3.5 2.7lb
Holmatro PBPA287 8Ah	Holmatro PBPA287 8Ah	Lukas 9Ah 9AhSaltWater, 5Ah	Lukas 9Ah 9AhSaltWater, 5Ah	Lukas 9Ah 9AhSaltWater, 5Ah
30-90mins* 60mins	30-90mins* 60mins	30-60mins 75-150mins	30-60mins 75-150mins	30-60mins 75-150mins
578mm/ 22.8" 1365mm/53.7"	713mm/ 28.1" 1500mm/59.1"	340mm/13.4" 640mm/25.2"	579mm/22.8" 1359mm/53.5"	657mm/25.9" 1533mm/60.3"
443mm / 17.4"	443mm / 17.4"	326mm / 12.8"	327mm / 12.9"	327mm / 12.9"
256mm / 10.1"	256mm / 10.1"	200mm / 7.9"	140mm / 5.5"	140mm / 5.5"
220mm/8.7" (3.3kg/ 7.3lb) 440mm/17.3" (4.6kg/10.1lb)	NO	50mm/2" 150mm/6" 270mm/10.6"	NO	50mm/2" 150mm/6" 270mm/10.6"
				
TR-136/405-65/382-20.5	TR136/405-65/382-21.4	-	-	-
65-136kN 7.3-15.3 Ust	65-136kN 7.3-15.3 Ust	60-127kN 6.74-14.27 Ust	60-127kN 6.74-14.27 Ust	60-127kN 6.74-14.27 Ust
405/382mm 15.9/15"	405/382mm 15.9/15"	164/136mm 6.5-5.4"	403/377mm 15.9-14.8"	451/425mm 17.75-16.7"
787mm 31"	787mm 31"	300mm 11.8"	780mm 30.7"	876mm 34.5"
540 Bar 7.8K psi	540 Bar 7.8K psi	500 Bar 7.2K psi	500 Bar 7.2K psi	500 Bar 7.2K psi
				
2speed throttle 	2speed throttle 	Rotating Star Grip 	Rotating Star Grip 	Rotating Star Grip 
 67 57	 67 57	 68 58	 68 58	 68 58
Push-button ram ext. do not need original ram head to be removed. On-tool charging. tepless speed maximisation. *11mins at constant max force.	Push-button ram ext. do not need original ram head to be removed. On-tool charging. tepless speed maximisation. *11mins at constant max force.	Can operate for 60min under water inc salt water with Saltwater battery. E3 Connect has WiFi connectivity. Side-mounted battery R421 E2 discontinued	Can operate for 60min under water inc salt water with Saltwater battery. E3 Connect has WiFi connectivity for tool management and remote status etc.	Can operate for 60min under water inc salt water with Saltwater battery. R421 E2 discontinued
holmatro.com	holmatro.com	jawsoflife.com	jawsoflife.com	jawsoflife.com



**360° SEARCH & RESCUE CAMERA**



www.firstlook.net

Images not exactly to Scale but comparative within their own series of tools.

**OTHER TOOLS IN RANGE:**

- = Combi ■ = Spreader
- = Cutter ■ = Special Tools
- = PARTIAL FEATURE
- □ □ = Option
- N/A = info Not Available/not given
- (cyan border) WiFi is present on the model variant shown in cyan



COMPANY	LUKAS (IDEX)	LUKAS (IDEX)	LUKAS (IDEX)	OGURA	OGURA
SERIES	E3/ E3connect	E3connect	E3/ E3connect	RP	HR938 Ram
MODEL VARIANT	R320	R521	CR 522 CrossRam	RPR-370	HRS941
VOLTAGE	25.2v	25.2v	25.2v	18v	18v
TOOLS IN RANGE	■ ■ ■ ■	■ ■ ■ ■	■ ■ ■ ■	■ ■ ■ ■	■ ■ ■ ■
ORIGIN	■ ■ ■	■ ■ ■	■ ■ ■	●	●
COST inc tax / VAT	N/A	N/A	N/A	N/A	N/A
RAM TYPE	2-Stage Telescoping	2-Stage Telescoping	2-Stage Telescoping	1-Stage	1-Stage
WEIGHT IN HAND inc BATTERY exc EXTENSION	13.7kg 30.2lb	19.4kg 42.8lb	21.6kg 47.6lb	14.1kg 31.1lb	4.2kg +3.1kg 9.3lb +6.8lb
WEIGHT - DEFAULT BATTERY	1.6 1.2kg /3.5 2.7lb	1.6 1.2kg /3.5 2.7lb	1.6 1.2kg /3.5 2.7lb	1-1.36kg 2.2-3lb	1-1.36kg 2.2-3lb
BATTERY Ah OPTIONS	Lukas 9Ah 9AhSaltWater, 5Ah	Lukas 9Ah 9AhSaltWater, 5Ah	Lukas 9Ah 9AhSaltWater, 5Ah	Makita 5-6Ah*	Makita 5-6Ah*
BATTERY DURATION RECHARGE TIME	30-60mins 75-150mins	30-60mins 75-150mins	30-60mins 75-150mins	<12mins 55-120mins	<12mins 55-120mins
LENGTH retracted/extended*	340mm /13.4" 640mm /25.2"	579mm /22.8" 1359mm /53.5"	657mm /25.9" 1533mm /60.3"	529mm /16" 899mm /27"	*219mm /8.6" 319mm /12.6"
HEIGHT/WIDTH	326mm / 12.8"	327mm / 12.9"	327mm / 12.9"	290mm / 11.4"	*290mm / 11.4"
DEPTH (max diam)	200mm / 7.9"	140mm / 5.5"	140mm / 5.5"	179mm / 7"	*179mm / 7"
EXTENSION(S) & OPTIONS	50mm/2" 150mm/6" 270mm/10.6"	NO	50mm/2" 150mm/6" 270mm/10.6"	200mm/7.9" 450mm/17.7" Flat surface and claw heads	*
EN ■ NFPA ■	■ ■	■ ■	■ ■	-	-
EN CLASSIFICATION	-	-	-	-	-
PUSH FORCE(S for telescoping) t=US Ton	127/60kN 14.27/ 6.74 Ust	127/60kN 14.27/ 6.74 Ust	127/60kN 14.27/ 6.74 Ust	66.6kN 0 Ust	36.6kN 4.1 Ust
STROKE RANGE	164/136mm 6.5-5.4"	403/377mm 15.9-14.8"	451/425mm 17.75-16.7"	370mm 14.6"	100mm 4"
TOTAL STROKE DISTANCE	300mm 11.8"	780mm 30.7"	876mm 34.5"	370mm 14.6"	100mm 4"
WORKING PRESSURE (HYDRAULIC)	500 Bar 7.2K psi	500 Bar 7.2K psi	500 Bar 7.2K psi	N/A	N/A
WiFi/Bluetooth capable	■	■	■	--	--
SPEED CONTROL ON-BOARD LED	Rotating Star Grip ■	Rotating Star Grip ■	Rotating Star Grip ■	Trigger	Trigger
IN-WATER USE BATTERY/TOOL IP	■ 68 58	■ 68 58	■ 68 58	54 54	54 54
NOTES	Can operate for 60min under water inc salt water with Saltwater battery. E3 Connect has WiFi connectivity. Side-mounted battery	Can operate for 60min under water inc salt water with Saltwater battery. E3 Connect has WiFi connectivity for tool management and remote status etc.	Can operate for 60min under water inc salt water with Saltwater battery. E3 Connect has WiFi connectivity for tool management and remote status etc.	Head can be switched between cutter, combi, spreader ram etc.*EU uses 5Ah, US tends to use 6Ah	*Ram dims only *HRS941 Head can be switched between combi, spreader ram
WEBSITE	lukas.com	lukas.com	lukas.com	ogurarescuetools.com	ogurarescuetools.com



	OGURA	POWERHAWK TECHNOLOGIES	POWERHAWK TECHNOLOGIES	RESQTEC	SCORPE	SCORPE
	<b>HR938 Ram</b>	<b>X</b>	<b>X</b>	<b>EDD</b>	<b>GreenSpirit II</b>	<b>GreenSpirit II</b>
	<b>HRS931</b>	<b>P25 (S-1601X)</b>	<b>P40 (S-1601X)</b>	<b>V4 V4x</b>	<b>Ram SR</b>	<b>Ram TR</b>
	18v	12v or 16v LiGHT	7.5/12v	43.2v	28v	18v/28v
	N/A					
	N/A	N/A	N/A	N/A	N/A	N/A
	1-Stage	1-Stage+ hand-wind top section	1-Stage+ hand-wind top section	1-Stage	1-Stage	2-Stage Telescoping
	3.9kg +3.1kg 8.6lb+6.8lb	27kg 0lb	36kg 0lb	16.4kg 36.1lb	17.9kg	21.1kg 46.5lb
	1-1.36kg 2.2-3lb	1..36kg 3lb	1..36kg 3lb	1kg 2.2lb	1/1.1kg 2.2/2.33lb	1.1/1kg 2.33/2.2lb
	Makita 5-6Ah*	Powerhawk 7.5Ah or any 12v source	Powerhawk 7.5Ah or any 12v source	*Resqtec 2.6Ah	Milwaukee 5Ah M28 8Ah M18	Milwaukee 8Ah M18 5Ah M28
	<12mins 55-120mins	>30 mins <120mins/<15hr	>30 mins <120mins/<15hr	<45mins 60mins	60/80mins 45-90mins	60/80mins 45-90mins
	303mm /16" 899mm /27"	303mm /16" 899mm /27"	564mm /23" 1041mm /41"	636mm /25" 936mm /37"	540mm /21.3" 908mm /35.7"	587mm /23.1" 1387mm /53"
	290mm / 11.4"	178mm / 7"	327mm / 12.9"	355mm / 14"	291mm / 11.5"	365mm / 14.4"
	179mm / 7"	100mm / 4"	100mm / 4"	133mm/ 5.2"	167mm/ 6.6"	167mm/ 6.6"
	*	610mm/24" 1220mm/48" <b>Coupling Swivel bases</b>	610mm/24" 1220mm/48" <b>Coupling Swivel bases</b>	Multi-Adapter for... 716mm / 28.2" 586mm / 23" 241.6mm / 9.5" 151.6mm / 6" 99.6mm / 4" <b>Swivel &amp; Power Plates</b>	250mm/10" 350mm/14" 450mm/18" <b>100 &amp;180mm Heads Sill Support</b>	250mm/10" 350mm/14" 450mm/18" <b>100 &amp;180mm Heads Sill Support</b>
	-					
	-	-	-	-	R111/368-17.9	TR108/428-62/372-21.1
	36.6kN 4.1 Ust	31.6-52.5kN 3.5-5.9 Ust	31.6-52.5kN 3.5-5.9 Ust	89 /58.8kN 10 /6.6 Ust	111kN 12.47 Ust	108/62kN* 12.1/7 Ust
	100mm 4"	127/152*mm 5/6"	305/152*mm 12/6"	300mm 11.8"	368mm 14.5"	428/372mm 16.8- 14.7"
	100mm 4"	127mm (+152mm manual) 5"(+6"manual)	305mm(+152mm manual) 12" (+6"manual)	300mm 11.8"	368mm 14.5"	800mm 31.5"
	N/A	N/A mechanical	N/A mechanical	N/A mechanical	700 Bar 10.2K psi	550 Bar 7.9K psi
	--	--	--	--	--	--
	Trigger	Rotating Star Grip	Rotating Star Grip		Rocker switch	Rocker switch
	54 54	54 54	54 54	54 54	54/68 54	54/68* 68
	*Ram dims only * HRS941 Head can be switched between cutter, combi, spreader ram etc	RAMS can be joined with bespoke coupler and can be used with any spreader that fits 2.25"/58mm but is designed for the P16/P16X with spreader or combi heads. *Manually screwed telescoping top section adds 6"/152mm. Rams have locking nuts to follow the lift and hold without power unit. Both P16 (Legacy) &P16X can use a 12v car battery or any 12v power source		*10Ah powerpack also available. Ram compatible with all Resqtec shoring struts if using the Multi-Adapter.	Converter available for M28 & other batteries. * IP68 with M18 & waterproof cover (not shown)	* &36.9kN/4.1Ust Pull force. Converter available for M28 & other batteries. * IP68 with M18 & waterproof cover (shown)
	ogurarescuertools.com	powerhawk.com	powerhawk.com	resqtec.com	scorpe.net	scorpe.net

Images not exactly to Scale but comparative within their own series of tools.

**OTHER TOOLS IN RANGE:**

- = Combi ■ = Spreader
- = Cutter ■ = Special Tools
- = PARTIAL FEATURE
- = Option
- N/A = info Not Available/not given
- (cyan border) WiFi is present on the model variant shown in cyan



COMPANY	TNT RESCUE	TNT RESCUE	WEBER RESCUE	WEBER RESCUE	WEBER RESCUE
SERIES	Storm Surge	Storm Surge	E-Force3	Smart-Force	E-Force3
MODEL VARIANT	ER40	ELS40	RZ1-910 -	RZ1-910 -	RZT2-1170 -
VOLTAGE	18v/20v	18v/20v	28v	18v	28v
TOOLS IN RANGE	■ ■ ■	■ ■ ■	■ ■ ■ ■	■ ■ ■ ■	■ ■ ■ ■
ORIGIN	USA	USA	GER	GER	GER
COST inc tax / VAT	N/A	N/A	N/A	N/A	N/A
RAM TYPE	1-Stage	2-Stage Telescoping	1-Stage	1-Stage	2-Stage Telescoping
WEIGHT IN HAND inc BATTERY exc EXTENSION	19.77kg 43.6lb	18.64kg 41.1lb	17.3kg 38.1lb	18.4kg 40.6lb	20.9kg 46lb
WEIGHT - DEFAULT BATTERY	1.1kg / 2.4lb 1.2[1.36]kg / 2.6[3]lb	1.1kg / 2.4lb 1.2[1.36]kg / 2.6[3]lb	1.4kg / 1kg 3.2lb / 2.3lb	1.1 / 1.7kg 2.33 / 3.74lb	1.4kg / 1kg 3.2lb / 2.3lb
BATTERY Ah OPTIONS	Milwaukee M18 8/9Ah./[Makita6Ah] DeWalt FlexV20 9Ah	Milwaukee M18 8/9Ah./[Makita6Ah] DeWalt FlexV20 9Ah	Weber/ Milwaukee 5Ah*	Milwaukee M18 8Ah/12Ah*	Weber/ Milwaukee 5Ah*
BATTERY DURATION RECHARGE TIME	10-15mins 87 / 60mins	10-15mins 87 / 60mins	<45mins 90mins	60/90mins 45-83mins	<45mins 90mins
LENGTH retracted/extended*	647.7mm / 25.5" 1041.4mm / 41"	546.1mm / 21.5" 1073.15mm / 42.25"	540mm / 21.3" 908mm / 35.7"	540mm / 21.3" 908mm / 35.7"	543mm / 21.4" 1170mm / 44.3"
HEIGHT/WIDTH	273mm / 10.75"	273mm / 10.75"	340mm / 13.4"	340mm / 13.4"	351mm / 13.8"
DEPTH (max diam)	205.7mm / 8.1"	205.7mm / 8.1"	134mm / 5.3"	134mm / 5.3"	134mm / 5.3"
EXTENSION(S) & OPTIONS	150mm/6" 300mm/12" 450mm/18"	150mm/6" 300mm/12" 450mm/18"	175mm/7" 250mm/9.8" 320mm/12.6"	175mm/7" 250mm/9.8" 320mm/12.6"	NO
EN NFPA	■	■	■ ■	■ ■	■
EN CLASSIFICATION	-	-	R111/368-17.3	R111/368-18.4	TR189/360-99/27020,9
PUSH FORCE(S for telescoping) t=US Ton	164.6kN 18.5 Ust	169.3/58.2kN 19/6.5 Ust	111kN 12.47 Ust	111kN 12.47 Ust	189-99kN 21.2/11.1 Ust
STROKE RANGE	368mm 14.5"	329/221mm 12.95/8.7"	368mm 14.5"	368mm 14.5"	360/270mm 13.2-10.6"
TOTAL STROKE DISTANCE	368mm 14.5"	527mm 20.75"	368mm 14.5"	368mm 14.5"	630mm 24.8"
WORKING PRESSURE (HYDRAULIC)	722 Bar 10.5K psi	722 Bar 10.5K psi	700 Bar 10.1K psi	550 Bar 7.9K psi	700 Bar 10.1K psi
WiFi/Bluetooth capable	--	--	--	■	--
SPEED CONTROL ON-BOARD LED	Rotating Star Grip ■	Rotating Star Grip ■	Rocker switch ■	Rocker switch ■	Rocker switch ■
IN-WATER USE BATTERY/TOOL IP	54 54	54 54	54 54	■ 68* 58	54 54
NOTES	TNT prices include 2 batteries and Dual Rapid charger. Storm2 series DISCONTINUED Mains adapter=option.	TNT prices include 2 batteries and Dual Rapid charger. Storm2 series DISCONTINUED Mains adapter=option.	All E-Force tools can convert to hose. Length remaining markers on ram tube.	All E-Force tools can convert to hose. Length remaining markers on ram tube. *IP68 only with battery cover. IP54 splash cover for 12Ah	All E-Force tools can convert to hose. Length remaining markers on ram tube.
WEBSITE	tntrescue.com	tntrescue.com	weber.com	weber.com	weber.com

**PUSH IT  
TO THE LIMIT.**



**THE NEXT-GEN  
PENTHEON RAM.  
MILES AHEAD.**



For decades, first responders and patients alike have been able to count on us for life. To keep this promise we ceaselessly push the boundaries of technology and innovation. For the latest iteration of the Pentheon Rams, our engineers worked tirelessly to build tools that are miles ahead in terms of performance, usability, connectivity and serviceability. Ensuring that the path to a patient's safety is equally fast as it is controlled. Discover the next-gen Pentheon Rams.

**FIND OUT MORE ON [HOLMATRO.COM/PENTHEON](http://HOLMATRO.COM/PENTHEON)**



 **holmatro**  
mastering power

**IMAGES NOT TO SCALE**

**OTHER TOOLS IN RANGE:**  
■ = BATTERY TOOLS  
■ = Combi  
■ = Cutter  
■ = Spreader  
■ = Special Tools

● = PARTIAL or OK but not ideal  
 □ = Option  
 N/A = Not Available/not given  
**THROTTLE** is a motorcycle-style rotating hand grip.  
 ~ = approximate



COMPANY	AOLAI RESCUE	AOLAI RESCUE	AOLAI RESCUE	AOLAI RESCUE	AOLAI RESCUE	AOLAI RESCUE
SERIES MODEL VARIANT	Ram 1	Ram 2	Ram3	Ram4	Ram 5	Ram6
PRODUCT CODE	GYCD-120/570-Q	GYCD-63-110/525-A	GYCD-120/860B	GYCD-100/975	GYCD-155/1240	GYDD-171-388
TOOLS IN RANGE	<span style="color: blue;">■</span> <span style="color: red;">■</span> <span style="color: green;">■</span>	<span style="color: blue;">■</span> <span style="color: red;">■</span> <span style="color: green;">■</span>	<span style="color: blue;">■</span> <span style="color: red;">■</span> <span style="color: green;">■</span>	<span style="color: blue;">■</span> <span style="color: red;">■</span> <span style="color: green;">■</span>	<span style="color: blue;">■</span> <span style="color: red;">■</span> <span style="color: green;">■</span>	<span style="color: blue;">■</span> <span style="color: red;">■</span> <span style="color: green;">■</span>
ORIGIN						
COST inc tax / VAT	\$3500-4500*	\$3500-4500*	\$3750--4700*	\$3750--4700*	\$3500-4500*	\$3750--4700*
RAM TYPE	1-Stage	1-Stage	2-Stage Telescoping	2-Stage Telescoping	Double Ended	2-Stage Telescoping
WEIGHT inc Hose exc EXTENSIONS	9.4kg 20.7lb	10kg 22lb	20.4kg 45lb	13.7kg 45lb	10.9kg 24lb	18.5kg 40.7lb
LENGTH retracted/extended*	350mm/ 00" 930mm/0"	350mm/ 00" 1080mm/0"	500mm/ 00" 1390mm/53.3"	460mm/ 00" 1060mm/53.3"	565mm/ 00" 975mm/00"	740mm/ 00" 1230mm/0"
HEIGHT/WIDTH	180mm / 00"	260mm / 00"	400mm / 15.8"	200mm / 00"	320mm / 00"	200mm / 00"
DEPTH (max diam)	90mm / 00"	90mm / 00"	120mm / 4.7"	110mm / 00"	120mm / 00"	110mm / 00"
EXTENSION(S)/HEADS etc. (OPTIONAL EXTRA in GREEN)	NO	NO	NO	NO	NO	NO
EN <span style="color: green;">■</span> NFPA <span style="color: black;">■</span>	<span style="color: green;">■</span> *	<span style="color: green;">■</span> *	<span style="color: green;">■</span> * <span style="color: black;">■</span>	<span style="color: green;">■</span> * <span style="color: black;">■</span>	<span style="color: green;">■</span> *	<span style="color: green;">■</span> * <span style="color: black;">■</span>
EN CLASSIFICATION	-	-	-	-	-	-
PUSH FORCE(S for telescoping) t=US Ton	00kN 00 USt	00kN 00 USt	00-00kN 00-00 USt	00-00kN 00-00 USt	00kN 00 USt	00-00kN 00-00 USt
STROKE RANGE	-	-	-	-	-	-
TOTAL STROKE DISTANCE	220mm 00"	730mm 00"	890mm 00"	600mm 00"	410mm 00"	490mm 00"
WORKING PRESSURE (HYDRAULIC)	720Bar / 10.4Kpsi	720Bar / 10.4Kpsi	720Bar / 10.4Kpsi	720Bar / 10.4Kpsi	720Bar / 10.4Kpsi	720Bar / 10.4Kpsi
SPEED CONTROL	Throttle	Star Grip	Star Grip	Star Grip	Star Grip	Star Grip
ROTATE HEAD/HANDLE						
LED LIGHTS	<span style="color: yellow;">■</span>	<span style="color: yellow;">■</span>	<span style="color: yellow;">■</span>	<span style="color: yellow;">■</span>	<span style="color: yellow;">■</span>	<span style="color: yellow;">■</span>
IN-WATER USE TOOL IP	54	54	54	54	54	54
NOTES	*CE is listed but you will need to verify this refers to the correct standard. *FOB China	*CE is listed but you will need to verify this refers to the correct standard. *FOB China	*CE & NFPA is listed but you will need to verify this refers to the correct standard. *FOB China	*CE & NFPA is listed but you will need to verify this refers to the correct standard. *FOB China	*CE is listed but you will need to verify this refers to the correct standard. *FOB China	*CE & NFPA is listed but you will need to verify this refers to the correct standard. *FOB China
WEBSITE	aolairescue.com	aolairescue.com	aolairescue.com	aolairescue.com	aolairescue.com	aolairescue.com



MODEL	EDILGRAPPA	GENESIS RESCUE	GENESIS RESCUE	GENESIS RESCUE	GENESIS RESCUE	GENESIS RESCUE	GENESIS RESCUE
MODEL	2S700	C-Ram 15-30	C-Ram 19-51	C-Ram 21-46	C-Ram 26-59	Push-Pull 31"	Push-Pull 41"
SKU	150.02804	593.140.1	593.414.1	105.014.9	1005.004.1	031.900.1	041.900.1
COUNTRY							
WEIGHT	N/A	N/A	N/A	N/A	N/A	N/A	N/A
STAGES	2-Stage Telescoping	2-Stage	3-Stage Telescoping	2-Stage Telescoping	2-Stage Telescoping	1-Stage	1-Stage
WEIGHT	17kg / 37lb	17.3kg / 38.1lb	17.2kg / 38lb	15.2kg / 21.3lb	18kg / 39.6lb	13.6kg / 30lb	16.2kg / 35.7lb
LENGTH	540mm / 21.3" / 1284mm / 50.9"	395mm / 15.5" / 775mm / 30.5"	480mm / 18.9" / 1310mm / 51.6"	540mm / 21.3" / 1170mm / 45.9"	650mm / 25.6" / 1500mm / 59"	521mm / 20.5" / 807mm / 31.8"	646mm / 25.4" / 1054mm / 41.5"
DIAMETER	315mm / 12.4"	340mm / 13.4"	221mm / 8.7"	200mm / 7.9"	200mm / 7.9"	204mm / 8.0"	204mm / 8.0"
DIAMETER	193mm / 7.6"	134mm / 5.3"	109mm / 4.3"	88mm / 3.5"	88mm / 3.5"	101mm / 4.0"	101mm / 4.0"
HEAD	NO	300mm / 12"	76mm / 3" / 127mm / 5" / 254mm / 10" / Angled V&X-head Pull shackles, pins & adapters	76mm / 3" / 127mm / 5" / 254mm / 10" / Angled V&X-head Pull shackles, pins & adapters	76mm / 3" / 127mm / 5" / 254mm / 10" / Angled V&X-head Pull shackles, pins & adapters	76mm / 3" / 127mm / 5" / 254mm / 10" / Angled V&X-head Pull shackles, pins & adapters	76mm / 3" / 127mm / 5" / 254mm / 10" / Angled V&X-head Pull shackles, pins & adapters
CONNECTOR							
ACCESSORIES	TR218/385-77/360-17	-	-	-	-	-	-
FORCE	218-77kN / 49-170kN USt	189.4/99kN / 43-220kN USt	269/129.5/45.41kN / 60-102kN USt	189.4/99kN / 43-220kN USt	189.4/99kN / 43-220kN USt	143.7-45.8 kN / 32-100kN USt	142-45.8 kN / 32-100kN USt
FORCE	-	-	-	-	-	-	-
DIAMETER	745.5mm / 29.3"	380mm / 15"	830mm / 32.7"	630mm / 24.8"	850mm / 33.5"	286mm / 11.3"	408mm / 16.1"
PSI	700Bar / 10.2Kpsi	700Bar / 10.2Kpsi	700Bar / 10.2Kpsi	700 Bar 10.1K psi	700Bar / 10.2Kpsi	700Bar / 10.2Kpsi	700Bar / 10.2Kpsi
CONTROL	Throttle	Throttle	Throttle	Throttle	Throttle	Throttle	Throttle
ANGLE	-	-	-	-	- 360°	-	-
DIAMETER	-						
LENGTH	54	54	58	54	54	54	54
NOTES	-	All E-Force tools can convert to hose. Length remaining markers on ram tube.	All E-Force tools can convert to hose. Length remaining markers on ram tube. *IP68 only with battery cover. IP54 splash cover for 12Ah	All E-Force tools can convert to hose. Length remaining markers on ram tube.	All E-Force tools can convert to hose. Length remaining markers on ram tube.	All E-Force tools can convert to hose. *=PULL-FORCE	All E-Force tools can convert to hose. *=PULL-FORCE
WEBSITE	edilgrappa.com	genesisrescue.com	genesisrescue.com	genesisrescue.com	genesisrescue.com	genesisrescue.com	genesisrescue.com

**IMAGES NOT TO SCALE**

**OTHER TOOLS IN RANGE:**  
■ = BATTERY TOOLS  
■ = Combi  
■ = Cutter  
■ = Spreader  
■ = Special Tools

● = PARTIAL or OK but not ideal  
 □ = Option  
 N/A = Not Available/not given  
**THROTTLE** is a motorcycle-style rotating hand grip.  
 ~ = approximate
































COMPANY	HOLMATRO	HOLMATRO	HOLMATRO	HOLMATRO	HOLMATRO	HOLMATRO
<b>SERIES MODEL VARIANT</b>	CORE 5000 TR 5340 LP	CORE 5000 TR 5349 LP	CORE 5000 TR 5350 LP	CORE 5000 TR 5370 LP	CORE 5000 RA 5315 CL	CORE 5000 RA 5320 LP
<b>PRODUCT CODE</b>	150.032.102	150.032.114	150.032.101	150.032.100	150.032.121	151.000.38
<b>TOOLS IN RANGE</b>	<span style="color: orange;">■</span> <span style="color: red;">■</span> <span style="color: blue;">■</span> <span style="color: green;">■</span> <span style="color: purple;">■</span>					
<b>ORIGIN</b>	🇳🇱	🇳🇱	🇳🇱	🇳🇱	🇳🇱	🇳🇱
<b>COST inc tax / VAT</b>	N/A	N/A	N/A	N/A	N/A	N/A
<b>RAM TYPE</b>	2-Stage Telescopic	2-Stage Telescopic	2-Stage Telescopic	2-Stage Telescopic	1-Stage	1-Stage
<b>WEIGHT inc Hose exc EXTENSIONS</b>	9.2/10.4kg 20.3/22.9lb	14.2/15.6kg 31.3/34.4lb	14.6/15.8kg 32.2/34.8lb	16.9/18.1kg 437.3/39.9lb	9.8/11.1kg 21.6/24.5lb	10.7/12.1kg 23.6lb
<b>LENGTH retracted/extended*</b>	335mm / 13.2" 610mm/24"	540mm/ 21.3" 1225mm/48.2"	560mm/ 22" 1285mm/50.6"	635mm/ 25" 1510mm/59.5"	567mm/ 22.3" 967mm/38.1"	515mm/ 20" 765mm/30"
<b>HEIGHT/WIDTH</b>	280mm / 11"	280mm / 11"	280mm / 11"	281mm / 11.1"	256mm / 11"	280mm / 11"
<b>DEPTH (max diam)</b>	105mm / 4.1"	105mm / 4.1"	105mm / 4.1"	109mm / 4.3"	100mm / 4"	105mm / 4.1"
<b>EXTENSION(S)/HEADS etc. (OPTIONAL EXTRA in GREEN)</b>	220mm/8.7" (3.3kg/ 7.3lb) 440mm/17.3" (4.6kg/10.1lb) Cross Rams support 2x Sill Supports	220mm/8.7" (3.3kg/ 7.3lb) 440mm/17.3" (4.6kg/10.1lb) Cross Rams support 2x Sill Supports	220mm/8.7" (3.3kg/ 7.3lb) 440mm/17.3" (4.6kg/10.1lb) Cross Rams support 2x Sill Supports	220mm/8.7" (3.3kg/ 7.3lb) 440mm/17.3" (4.6kg/10.1lb) Cross Rams support 2x Sill Supports	220mm/8.7" (3.3kg/ 7.3lb) 440mm/17.3" (4.6kg/10.1lb) Cross Rams support 2x Sill Supports	330mm/11.8" (3.5kg/ 7.7lb) 500mm/19.7" (4.5kg/ 9.9lb) Chains&hooks. ram & 2x Sill Supports
<b>EN NFPA</b>	■ ■	■ ■	■ ■	■ ■	■ ■	■ ■
<b>EN CLASSIFICATION</b>	TR217/150-101/125-9.2	TR217/375-101/350-14.6	TR217/375-101/350-14.6	TR231/450-111/425-16.9	R100/400-9.8	R150/250-14.6
<b>PUSH FORCE(S for telescoping) t=US Ton</b>	217/101kN 00-00 Ust	217/101kN 00-00 Ust	217/101kN 00-00 Ust	231/111kN 00-00 Ust	100kN 00 Ust	150kN 00Ust
<b>STROKE RANGE</b>	150-125mm 5.9-4.9"	335-330mm 14-13"	375-350mm 14.8-13.8"	450-425mm 17.7-16.7"	-	-
<b>TOTAL STROKE DISTANCE</b>	275mm 10.8"	725mm 28.5"	725mm 28.5"	875mm 34.5"	400mm 15.7"	250mm 9.8"
<b>WORKING PRESSURE (HYDRAULIC)</b>	720Bar / 10.4Kpsi	720Bar / 10.4Kpsi	720Bar / 10.4Kpsi	720Bar / 10.4Kpsi	720Bar / 10.4Kpsi	720Bar / 10.4Kpsi
<b>SPEED CONTROL</b>	rotating throttle	rotating throttle	rotating throttle	rotating throttle	rotating throttle	rotating throttle
<b>ROTATE HEAD/HANDLE</b>	--	--	--	--	--	- 360°
<b>LED LIGHTS</b>	■ x6 + Laser	■ x6 + Laser	■ x6 + Laser	■ x6 + Laser	-	■ x6 + Laser
<b>IN-WATER USE TOOL IP</b>	54	54	54	54	54	57
<b>NOTES</b>	Plunger auto-extends to target when unloaded. Push-button ram ext. does not need original ram head to be removed.	Plunger auto-extends to target when unloaded. Push-button ram ext. does not need original ram head to be removed.	Plunger auto-extends to target when unloaded. Push-button ram ext. does not need original ram head to be removed.	Plunger auto-extends to target when unloaded. Push-button ram ext. does not need original ram head to be removed.	Plunger auto-extends to target when unloaded. Push-button ram ext. does not need original ram head to be removed.	Plunger auto-extends to target when unloaded. Push-button ram ext. does not need original ram head to be removed.
<b>WEBSITE</b>	holmatro.com	holmatro.com	holmatro.com	holmatro.com	holmatro.com	holmatro.com













# HOSE-FED RAMS





























BRAND	HOLMATRO	HOLMATRO	HOLMATRO	HURST (IDEX)	HYDRAM	HYDRAM	HYDRAM
MODEL	CORE RA 5322	CORE RA5331	CORE RA5332	R424	VHE 150	VHE 250	VHE 425
SKU	151.000.388	151.000.391			VHE150-CX	VHE250-CX	VHE425-CX
COUNTRY							
PRICE	N/A	N/A	N/A	N/A	£2520 \$3630 €2940	£2650 \$3820 €3090	£2950 \$4250 €3440
CONFIGURATION	Double-ended	1-Stage	Double-ended	2-Stage Telescoping	1-Stage	1-Stage	2-stage Double Ended
WEIGHT	15.8/34.8kg 17.1/37.7lb	12.5/13.8kg 27.6/30.4lb	19.3/20.6kg 42.5/45.4lb	21.0kg 46.3lb	8.2kg 18lb	9.3kg 20.5lb	12.9kg 28.4lb
LENGTH	750mm/ 29.5" 1250mm/49.2"	615mm/ 24.2" 955mm/37.6"	950mm/ 37.4" 1630mm/64.2"	625mm/24.6" 1500mm/59.1"	408mm/16.06" 558mm/22"	508mm/20" 758mm/30"	728mm/28.7" 1000mm/40"
WIDTH	280mm / 11"	280mm / 11"	280mm / 11"	221mm / 8.7"	319mm / 12.6"	319mm / 12.6"	319mm / 12.6"
DEPTH	105mm / 4.1"	105mm / 4.1"	105mm / 4.1"	112mm / 4.41"	115mm / 4.5"	115mm / 4.5"	115mm / 4.5"
TIPS	- Conical and wedge tips, base plate, Chains&hooks. Cross-ram & 2x Sill Supports	330mm/13" (3.5kg/ 7.7lb) 500mm/19.7" (4.5kg/ 9.9lb) Chains&hooks. Cross-ram & 2x Sill Supports	- Conical and wedge tips, base plate, Chains&hooks. Cross-ram & 2x Sill Supports	- 2x Sill Supports 1x Multi-Support	Flexible load spreaders/ base/head plates, Chains&hooks. Cross-ram & Sill Supports. Wheel rim adapters	Flexible load spreaders/ base/head plates, Chains&hooks. Cross-ram & Sill Supports. Wheel rim adapters	Flexible load spreaders/ base/head plates, Chains&hooks. Cross-ram & Sill Supports. Wheel rim adapters
STATUS							
SKU	R150/500-15.8	R150/340-12.5	R150/680-19.3	TR 269/445-134/430-21.0	R 104.6-150-8.18	R 104.6-250-9.28	R 104.6-425-12.88
FORCE	150??kN 00/00ust	150kN 00ust	150??kN 00/00ust	269/134kN 00/00ust	104.6kN 11.76ust	104.6kN 11.76ust	104.6kN 11.76ust
THROTTLE	??mm ?/?"	-	??mm ?/?"	445/430mm 00-00"	150mm 5.9"	250mm 9.8"	212/212mm 9.8/9.8"
HEAD	500mm 19.7"	340mm 13.4"	680mm 26.8"	875mm 34.5"	150mm 5.9"	250mm 9.8"	425mm 16.7"
PSI	720Bar / 10.4Kpsi	720Bar / 10.4Kpsi	720Bar / 10.4Kpsi	500Bar / 7.2K psi	700Bar / 10.2Kpsi	700Bar / 10.2Kpsi	700Bar / 10.2Kpsi
THROTTLE	rotating throttle - 360°	rotating throttle - 360°	rotating throttle - 360°	Star Grip	throttle	throttle	throttle
LASER	x6 + Laser 57	x6 + Laser 57	x6 + Laser 57		-	-	-
REMARKS	Push-button ram ext. do not need original ram head to be removed.	Push-button ram ext. do not need original ram head to be removed.	Push-button ram ext. do not need original ram head to be removed.				
WEBSITE	holmatro.com	holmatro.com	holmatro.com	jawsoflife.com	hydram.com	hydram.com	hydram.com













COMPANY	HYDRAM	HYDRAM	HYDRAM	HYDRAM	HYDRAM	HYDRAM
SERIES MODEL VARIANT	VHES 150	VHES 250	VHES 425	VHEM 250	VHEM 350	VHEM 500
PRODUCT CODE	VHES150-CX	VHES250-CX	VHES425-CX	VHEM250-CX	VHEM350-CX	VHEM500-CX
TOOLS IN RANGE						
ORIGIN						
~COST inc tax / VAT	£2990 \$4310 €3480	£3120 \$4500 €3630	£3450 \$4980 €4010	£2990 \$4310 €3480	£3150 \$4540 €3660	£3520 \$5070 €4080
RAM TYPE	1-Stage	1-Stage	1-stage	1-Stage	1-Stage	1-stage Double End
WEIGHT inc Hose exc EXTENSIONS	9.5kg 20.9lb	10.5kg 23.15lb	16.4kg 36.2lb	9.9kg 21.8lb	10.38kg 22.9lb	12.6kg 27.7lb
LENGTH retracted/extended*	438mm / 17.24" 588mm / 23.15"	538mm / 21.2" 788mm / 31"	775mm / 30.5" 1200mm / 47.2"	505mm / 19.9" 742mm / 29.2"	608mm / 24" 942mm / 38"	724mm / 28.5" 1224mm / 48.6"
HEIGHT/WIDTH	311mm / 12.2"	311mm / 12.2"	311mm / 12.2"	335mm / 13.9"	335mm / 13.9"	335mm / 13.9"
DEPTH (max diam)	106mm / 4.2"	106mm / 4.2"	106mm / 4.2"	124mm / 4.9"	124mm / 4.9"	124mm / 4.9"
EXTENSION(S)/HEADS etc. (OPTIONAL EXTRA in GREEN)	Flexible load spreaders/ base/head plates, Chains&hooks. Cross-ram & Sill Supports. Wheel rim adapters	Flexible load spreaders/ base/head plates, Chains&hooks. Cross-ram & Sill Supports. Wheel rim adapters	Flexible load spreaders/ base/head plates, Chains&hooks. Cross-ram & Sill Supports. Wheel rim adapters	Flexible load spreaders/ base/head plates, Chains&hooks. Cross-ram & Sill Supports. Wheel rim adapters	Flexible load spreaders/ base/head plates, Chains&hooks. Cross-ram & Sill Supports. Wheel rim adapters	Flexible load spreaders/ base/head plates, Chains&hooks. Cross-ram & Sill Supports. Wheel rim adapters
EN  NFPA 						
EN CLASSIFICATION	R194/150-9.5	R194/250-10.5	R 194/425-16.4	R 158 -250 -9.88	R 158 -350 -10.38	R 158 -500 -10.38
PUSH FORCE(S for telescoping) t=US Ton	190kN 21.36Ust	190kN 21.36Ust	190kN 21.36Ust	158/76kN 17.76/00Ust	158/76kN 17.76/00Ust	158/76kN 17.76/00Ust
STROKE RANGE				-	-	250/250mm 9.8/9.8"
TOTAL STROKE DISTANCE	150mm 5.9"	250mm 9.8"	425mm 16.7"	250mm 9.8"	350mm 13.8"	500mm 19.6"
WORKING PRESSURE (HYDRAULIC)	700Bar / 10.2Kpsi	700Bar / 10.2Kpsi	700Bar / 10.2Kpsi	700Bar / 10.2Kpsi	700Bar / 10.2Kpsi	700Bar / 10.2Kpsi
SPEED CONTROL	throttle	throttle	throttle	throttle	throttle	throttle
ROTATE HEAD/HANDLE						
LED LIGHTS	-	-	-	-	-	-
IN-WATER USE TOOL IP						
NOTES						
WEBSITE	hydram.com	hydram.com	hydram.com	hydram.com	hydram.com	hydram.com

						
<b>HYDRAM</b>	<b>HYDRAM</b>	<b>HYDRAM</b>	<b>HYDRAM</b>	<b>HYDRAM</b>	<b>HYDRAM</b>	<b>HYDRAM</b>
<b>VHEM 700</b>	<b>VHET 259</b>	<b>VHET 619</b>	<b>VHET 820</b>	<b>VHETS 275</b>	<b>VHETS 575</b>	<b>VHETS 875</b>
VHEM700-CX	VHET259-CX	VHET619-CX	VHETS275-CX	VHETS575-CX	VHETS700-CX	
						
£3950 \$5690 €4590	£3950 \$5690 €4590	£4350 \$6260 €5060	£4750 \$6840 €5520	£3990 \$5750 €4630	£4450 \$6420 €5170	£4950 \$7150 €5750
1-stage Double Ended	1-stage Double Ended	1-stage Double Ended	1-stage	1-Stage	1-Stage	1-Stage
17.58kg 38.8lb	12.6kg 27.7lb	10.0kg 22.0lb	10.0kg 22.0lb	9.88kg 21.8lb	9.88kg 21.8lb	9.88kg 21.8lb
941mm /37" 1641mm /64.6"	340mm /13.4" 600mm /23.6"	516mm /20.3" 1136mm /44.7"	480mm /18.9" 1300mm /51.2"	345mm /13.6" 620mm /24.4"	515mm /20.3" 1090mm /42.9"	640mm /25.2" 1515mm /59.7"
335mm / 13.9"	306mm / 12"	306mm / 12"	306mm / 12"	316mm / 12.4"	316mm / 12.4"	316mm / 12.4"
124mm / 4.9"	172mm / 6.8"	172mm / 6.8"	180mm / 7.1"	178mm / 7"	178mm / 7"	178mm / 7"
Flexible load spreaders/ base/head plates, Chains&hooks. Crossram & Sill Supports. Wheel rim adapters	Flexible load spreaders/ base/head plates, Chains&hooks. Crossram & Sill Supports. Wheel rim adapters	Flexible load spreaders/ base/head plates, Chains&hooks. Crossram & Sill Supports. Wheel rim adapters	Flexible load spreaders/ base/head plates, Chains&hooks. Crossram & Sill Supports. Wheel rim adapters	Flexible load spreaders/ base/head plates, Chains&hooks. Crossram & Sill Supports. Wheel rim adapters	Flexible load spreaders/ base/head plates, Chains&hooks. Crossram & Sill Supports. Wheel rim adapters	Flexible load spreaders/ base/head plates, Chains&hooks. Crossram & Sill Supports. Wheel rim adapters
■	■	■	■	■	■	■
R 158 -700 -17.58	TR 230/162-68/100-12.6	TR 230/342-68/280-16.6	TR 262/342-137.5/280-22.0	TR 260/168-119/110-12.35	TR 260/316-119/259-15.45	TR 260/467-119/408-20.0
158/76kN 17.76/00Ust	230/119kN 25.85/13.4Ust	230/119kN 25.85/13.4Ust	262/119kN 29.5/13.4Ust	260/119kN 29.2/13.4Ust	260/119kN 29.2/13.4Ust	260/119kN 29.2/13.4Ust
350/350mm 13.8/13.8"				-	-	-
700mm 19.6"	260mm 10.2"	620mm 24.4"	820mm 32.3"	275mm 10.8"	575mm 22.64"	875mm 34.45"
700Bar / 10.2Kpsi	700Bar / 10.2Kpsi	700Bar / 10.2Kpsi	700Bar / 10.2Kpsi	700Bar / 10.2Kpsi	700Bar / 10.2Kpsi	700Bar / 10.2Kpsi
throttle	throttle	throttle	throttle	throttle	throttle	throttle
-	-	-	-	-	-	-
hydram.com	hydram.com	hydram.com	hydram.com	hydram.com	hydram.com	hydram.com













<p><b>IMAGES NOT TO SCALE</b></p> <p><b>OTHER TOOLS IN RANGE:</b></p> <ul style="list-style-type: none"> <li><span style="color: orange;">■</span> = BATTERY TOOLS</li> <li><span style="color: red;">■</span> = Combi</li> <li><span style="color: blue;">■</span> = Cutter</li> <li><span style="color: green;">■</span> = Spreader</li> <li><span style="color: purple;">■</span> = Special Tools</li> </ul> <p>● = PARTIAL or OK but not ideal  <span style="border: 1px solid black; padding: 0 2px;"> </span> = Option  <b>N/A</b> = Not Available/not given  <b>THROTTLE</b> is a motorcycle-style rotating hand grip.                  ~ = approximate</p>							
	<b>COMPANY</b>		<b>LUKAS (IDEX)</b>	<b>LUKAS (IDEX)</b>	<b>LUKAS (IDEX)</b>	<b>LUKAS (IDEX)</b>	<b>LUKAS (IDEX)</b>
	<b>SERIES MODEL VARIANT</b>		<b>R410</b>	<b>R412</b>	<b>R414</b>	<b>R420</b>	<b>R422</b>
	<b>PRODUCT CODE</b>		81-40-20	81-40-22	81-40-24	81-40-30	81-40-32
	<b>TOOLS IN RANGE</b>					<span style="color: orange;">■</span> <span style="color: red;">■</span> <span style="color: blue;">■</span> <span style="color: green;">■</span> <span style="color: purple;">■</span>	
	<b>ORIGIN</b>						
<b>COST inc tax / VAT</b>		N/A	N/A	N/A	N/A	N/A	
<b>RAM TYPE</b>		1-Stage	1-Stage	1-Stage	2-Stage Telescoping	2-Stage Telescoping	
<b>WEIGHT inc Hose exc EXTENSIONS</b>		13kg 00lb	17.7kg 00lb	24.2kg 00lb	16.8kg 00lb	18.8kg 00lb	
<b>LENGTH retracted/extended*</b>		450mm /00" 750mm /00"	680mm /00" 1180mm /00"	900mm /00" 1600mm /00"	480mm /00" 1055mm /00"	550mm /00" 1255mm /00"	
<b>HEIGHT/WIDTH</b>		175mm /00"	175mm /00"	175mm /00"	221mm / 8.7"	221mm / 8.7"	
<b>DEPTH (max diam)</b>		95mm / 00"	95mm / 00"	95mm / 00"	112mm / 4.41"	112mm / 4.41"	
<b>EXTENSION(S)/HEADS etc. (OPTIONAL EXTRA in GREEN)</b>		2x Sill Supports 1x Multi-Support	2x Sill Supports 1x Multi-Support	2x Sill Supports 1x Multi-Support	2x Sill Supports 1x Multi-Support	2x Sill Supports 1x Multi-Support	
<b>EN NFPA</b>		<span style="color: green;">■</span> <span style="color: black;">■</span>	<span style="color: green;">■</span> <span style="color: black;">■</span>	<span style="color: green;">■</span> <span style="color: black;">■</span>	<span style="color: green;">■</span> <span style="color: black;">■</span>	<span style="color: green;">■</span> <span style="color: black;">■</span>	
<b>EN CLASSIFICATION</b>		R 137/300-13,0	R 137/500-17,7	R 124/700-24,2	TR 269/295-134/280-16,8	TR 269/365-134/300-16,8	
<b>PUSH FORCE(S for telescoping) t=US Ton</b>		137kN 00Ust	137kN 00Ust	124kN 00Ust	269/134kN 00/00Ust	269/134kN 00/00Ust	
<b>STROKE RANGE</b>		-	-	-	295/280mm 00-00"	365/340mm 00-00"	
<b>TOTAL STROKE DISTANCE</b>		300mm 11.8"	500mm 00"	700mm 00"	575mm 00"	705mm 00"	
<b>WORKING PRESSURE (HYDRAULIC)</b>		500Bar / 7.2K psi	500Bar / 7.2K psi	500Bar / 7.2K psi	500Bar / 7.2K psi	500Bar / 7.2K psi	
<b>SPEED CONTROL</b>		Star Grip	Star Grip	Star Grip	Star Grip	Star Grip	
<b>ROTATE HEAD/HANDLE</b>							
<b>LED LIGHTS</b>		<span style="color: yellow;">■</span>	<span style="color: yellow;">■</span>	<span style="color: yellow;">■</span>	<span style="color: yellow;">■</span>	<span style="color: yellow;">■</span>	
<b>IN-WATER USE TOOL IP</b>		54	54	54	54	54	
<b>NOTES</b>							
<b>WEBSITE</b>		lukas.com	lukas.com	lukas.com	lukas.com	lukas.com	

# HOSE-FED RAMS

						
<b>LUKAS (IDEX)</b>	<b>LUKAS (IDEX)</b>	<b>RESQTEC</b>	<b>RESQTEC</b>	<b>RESQTEC</b>	<b>RESQTEC</b>	<b>RESQTEC</b>
<b>R424</b>	<b>R430</b>	<b>V2</b>	<b>V3T</b>	<b>V4</b>	<b>V5T</b>	<b>V6</b>
81-40-34	81-40-40					
						
N/A	N/A	N/A	N/A	N/A	N/A	N/A
2-Stage Telescoping	3-Stage Telescoping	1-Stage	2-Stage Telescoping	1-Stage	2-Stage Telescoping	1-Stage
21.0kg 46.3lb	17.7kg 00lb	10.6kg 00lb	12.4kg 00lb	14.3kg 00lb	18.7kg 00lb	17.6kg 00lb
625mm /24.6" 1500mm /59.1"	475mm /00" 1295mm /00"	481mm /00" 788mm /00"	340mm /00" 622mm /00"	711mm /00" 1248mm /00"	556mm /00" 1270mm /00"	537mm /00" 1014mm /37"
221mm / 8.7"	221mm / 8.7"	205mm / 00"	205mm / 00"	205mm / 00"	205mm / 00"	205mm / 00"
112mm / 4.41"	112mm / 4.41"	252mm / 00"	268mm / 00"	252mm / 00"	268mm / 00"	252mm / 00"
2x Sill Supports 1x Multi-Support	2x Sill Supports 1x Multi-Support	Multi-Adapter for... 716mm / 28.2" 586mm / 23" 241.6mm / 9.5" 151.6mm / 6" 99.6mm / 4" Swivel & Power Plates	Multi-Adapter for... 716mm / 28.2" 586mm / 23" 241.6mm / 9.5" 151.6mm / 6" 99.6mm / 4" Swivel & Power Plates	Multi-Adapter for... 716mm / 28.2" 586mm / 23" 241.6mm / 9.5" 151.6mm / 6" 99.6mm / 4" Swivel & Power Plates	Multi-Adapter for... 716mm / 28.2" 586mm / 23" 241.6mm / 9.5" 151.6mm / 6" 99.6mm / 4" Swivel & Power Plates	Multi-Adapter for... 716mm / 28.2" 586mm / 23" 241.6mm / 9.5" 151.6mm / 6" 99.6mm / 4" Swivel & Power Plates
						
340-18.8 TR 269/445-134/430-21.0	-	R112/307-10.6	TR203/166-91/116-12.4	R112/537-14.3	TR203/382-91/332-18.7	R112/537-17.6
269/134kN 00/00Ust	269/134/39kN 00/00Ust	112kN 00Ust	203/91kN 00Ust	112kN 00Ust	203/91kN 00Ust	112kN 00Ust
445/430mm 00-00"	295/280/245mm 00-00"	-	-	-	-	-
875mm 34.5"	820mm 00"	307mm 00"	282mm 00"	537mm 00"	718mm 00"	1548mm 00"
500Bar / 7.2K psi	500Bar / 7.2K psi	N/A	N/A	N/A	N/A	N/A
Star Grip	Star Grip					
						
54	54	54	54	54	54	54
		Ram compatible with all Resqtec shoring struts if using the Multi-Adapter.	Ram compatible with all Resqtec shoring struts if using the Multi-Adapter.	Ram compatible with all Resqtec shoring struts if using the Multi-Adapter.	Ram compatible with all Resqtec shoring struts if using the Multi-Adapter.	Ram compatible with all Resqtec shoring struts if using the Multi-Adapter.
lukas.com	lukas.com	resqtec.com	resqtec.com	resqtec.com	resqtec.com	resqtec.com

COMPANY	TNT RESCUE	TNT RESCUE	TNT RESCUE	TNT RESCUE	TNT RESCUE	TNT RESCUE
<p><b>IMAGES NOT TO SCALE</b></p> <p><b>OTHER TOOLS IN RANGE:</b></p> <ul style="list-style-type: none"> <li><span style="color: orange;">■</span> = BATTERY TOOLS</li> <li><span style="color: red;">■</span> = Combi</li> <li><span style="color: blue;">■</span> = Cutter</li> <li><span style="color: green;">■</span> = Spreader</li> <li><span style="color: purple;">■</span> = Special Tools</li> </ul> <p>● = PARTIAL or OK but not ideal  <span style="border: 1px solid black; display: inline-block; width: 10px; height: 10px;"></span> = Option                      N/A = Not Available/not given                      THROTTLE is a motorcycle-style rotating hand grip.                      ~ = approximate</p>						
<b>SERIES MODEL VARIANT</b>	<b>R 20</b>	<b>R 30</b>	<b>R 40</b>	<b>R 50</b>	<b>R 60</b>	<b>TLS 25</b>
<b>PRODUCT CODE</b>						
<b>TOOLS IN RANGE</b>	<span style="color: blue;">■</span> <span style="color: red;">■</span> <span style="color: green;">■</span>					
<b>ORIGIN</b>						
<b>COST inc tax / VAT</b>	N/A	N/A	N/A	N/A	N/A	N/A
<b>RAM TYPE</b>	1-Stage	1-Stage	1-Stage	1-Stage	1-Stage	2-Stage Telescopi
<b>WEIGHT inc Hose exc EXTENSIONS</b>	12.3kg 27lb	14.5kg 32lb	16.8kg 37lb	18.6kg 41lb	21.3kg 47lb	18.2kg 40lb
<b>LENGTH retracted/extended*</b>	462.3mm/18.2" 629.9mm/24.8"	546.1mm/21.5" 774.7mm/30.5"	673.1mm/26.5" 1028.7mm/40.5"	802.6mm/31.6" 1285.2mm/50.6"	927.1mm/36.5" 1536.7mm/60.5"	425.5mm/16.7" 831.9mm/32.7"
<b>HEIGHT/WIDTH</b>	188mm / 7.4"	188mm / 7.4"	188mm / 7.4"	188mm / 7.4"	188mm / 7.4"	215.9mm / 8.5"
<b>DEPTH (max diam)</b>	88.9mm/ 3.5"	88.9mm/ 3.5"	88.9mm/ 3.5"	88.9mm/ 3.5"	88.9mm/ 3.5"	114.3mm/ 4.5"
<b>EXTENSION(S)/HEADS etc. (OPTIONAL EXTRA in GREEN)</b>						
<b>EN <span style="color: green;">■</span> NFPA <span style="color: black;">■</span></b>	<span style="color: black;">■</span>	<span style="color: black;">■</span>	<span style="color: black;">■</span>	<span style="color: black;">■</span>	<span style="color: black;">■</span>	<span style="color: black;">■</span>
<b>EN CLASSIFICATION</b>	-	-	-	-	-	-
<b>PUSH FORCE(S for telescoping) t=US Ton</b>	147kN 00 USt	147kN 00 USt	147kN 00 USt	147kN 00 USt	147kN 0 USt	229/82.3kN 00 USt
<b>STROKE RANGE</b>	-	-	-	-	-	247/159mm 9.75/6.25"
<b>TOTAL STROKE DISTANCE</b>	167.6mm 6.6"	229mm 9"	336mm 14"	482mm 19"	609.6mm 24"	406mm 16"
<b>WORKING PRESSURE (HYDRAULIC)</b>	722 Bar 10.5K psi	722 Bar 10.5K psi	722 Bar 10.5K psi	722 Bar 10.5K psi	722 Bar 10.5K psi	722 Bar 10.5K psi
<b>SPEED CONTROL</b>	Rotating Star Grip	Rotating Star Grip	Rotating Star Grip	Rotating Star Grip	Rotating Star Grip	Rotating Star
<b>ROTATE HEAD/HANDLE</b>						
<b>LED LIGHTS</b>	<span style="color: yellow;">■</span>	<span style="color: yellow;">■</span>	<span style="color: yellow;">■</span>	<span style="color: yellow;">■</span>	<span style="color: yellow;">■</span>	<span style="color: yellow;">■</span>
<b>IN-WATER USE TOOL IP</b>	54	54	54	54	54	54
<b>NOTES</b>	79.6kN Pull	79.6kN Pull	79.6kN Pull	79.6kN Pull	79.6kN Pull	-
<b>WEBSITE</b>	tntrescue.com	tntrescue.com	tntrescue.com	tntrescue.com	tntrescue.com	tntrescue.com

# HOSE-FIND RAMS

								
<b>TNT RESCUE</b>	<b>TNT RESCUE</b>		<b>WEBER RESCUE</b>	<b>WEBER RESCUE</b>	<b>WEBER RESCUE</b>	<b>WEBER RESCUE</b>		
<b>TLS 40</b>	<b>TLS 50</b>		<b>RZ1-850</b>	<b>RZ1-1810 Crossrammer</b>	<b>RZ2-1290</b>	<b>RZ3-16540</b>		
			RZ1-850	RZ1-1810	RZ2-1290	RZ3-16540		
								
N/A	N/A		N/A	N/A	N/A	N/A		
2-Stage Telescopic	2-Stage Telescopic		1-Stage	1-Stage	1-Stage	2-Stage Telescoping		
<b>12.3kg</b> <b>27lb</b>	20.4kg 45lb		17.3kg 38.1lb	17.3kg 38.1lb	18.4kg 40.6lb	20.9kg 46lb		
501.7mm /19.75" 1022.4mm /40.25"	546.1mm /21.5" 1278.1mm /50.32"		540mm /21.3" 908mm /35.7"	540mm /21.3" 908mm /35.7"	540mm /21.3" 908mm /35.7"	543mm /21.4" 1170mm /44.3"		
<b>184.2mm /7.25"</b>	215.9mm / 8.5"		340mm / 13.4"	340mm / 13.4"	340mm / 13.4"	351mm / 13.8"		
<b>88.9mm /3.5"</b>	114.3mm/ 4.5"		134mm/ 5.3"	134mm/ 5.3"	134mm/ 5.3"	134mm / 5.3"		
			175mm/7" 250mm/9.8" 320mm/12.6"	175mm/7" 250mm/9.8" 320mm/12.6"	175mm/7" 250mm/9.8" 320mm/12.6"	NO		
■	■		■ ■	■ ■	■ ■	■		
-	-		R111/368-17.3	R111/368-17.3	R111/368-18.4	TR189/360-99/27020,9		
229/57.3kN 00 Ust	229/82.3kN 00 Ust		111kN 12.47 Ust	111kN 12.47 Ust	111kN 12.47 Ust	189-99kN 21.2/11.1 Ust		
371/282mm 14.62/ 11.12"	411/320mm 16.2/12.6"		368mm 14.5"	368mm 14.5"	368mm 14.5"	360/270mm 13.2-10.6"		
653mm 25.7"	731mm 28.8"		368mm 14.5"	368mm 14.5"	368mm 14.5"	630mm 24.8"		
722 Bar 10.5K psi	722 Bar 10.5K psi		700 Bar 10.1K psi	700 Bar 10.1K psi	550 Bar 7.9K psi	700 Bar 10.1K psi		
Rotating Star Grip	Rotating Star Grip		Rocker switch	Rocker switch	Rocker switch	Rocker switch		
■	■		■	■	■	■		
54	54		54	54	54	54		
-	-		All E-Force tools can convert to hose. Length remaining markers on ram tube.	All E-Force tools can convert to hose. Length remaining markers on ram tube.	All E-Force tools can convert to hose. Length remaining markers on ram tube. <i>*IP68 only with battery cover. IP54 splash cover for 12Ah</i>	All E-Force tools can convert to hose. Length remaining markers on ram tube.		
tntrescue.com	tntrescue.com		weber.com	weber.com	weber.com	weber.com		

# 'hydraulic' BATTERY SPECIAL TOOLS



*Holmatro's Door Ram uses their Greenline battery series has the widest selection of Special tools within its battery tools including its RIT tool's ability to function as a ram using the jaws to spread the telescoping section out 80 cm/31"*  
 This is a handier-sized variation on an original design by Powerhawk where the spreader jaws are inserted into the a cut-out section on the barrel of a full-size, full strength ram.

This is not quite as all-encompassing a group of tools as you might expect and don't forget that many are still limited to hose-fed hydraulics rather than battery. - Holmatro for instance has power wedges, rebar/pedal cutters and concrete crushers but not in their battery range. In terms of professional battery hydraulics or 'hydraulic surrogates' we are really only talking about.....

- Tactical Combi/RIT entry tools for forced entry and chain or mesh cutting often with specialist tip options
- Special purpose cutters for pedals, rebar, sheet metal etc.
- Power wedges for opening a gap after insertion into an initially tight space
- Parallel jacking or separation like the Weber Door-Opener and the Holmatro Door Ram above for door busting, rail/mesh separation etc.

See our **Guide to Batteries** in the **USAR/EXTRICATION BUYERS GUIDE** for a complete list of rescue-relevant batteries.

## RIT/COMBI TOOLS

Since these are all hydraulic-electric tools as distinct from simply electro-mechanical, there is a degree of crossover between the combi-tools which are true multi-role and the dedicated specialist tools that have a spreading or forced opening capability. The Weber RIT tool (opposite) for instance has a telescopic ram attachment and some detachable tips for forced entry can be narrow enough to do the same job as a wedge. It is safe to say that you your agency had to choose only one tool with which to perform or try to perform, ALL rescues it

would be a RIT or Rapid Intervention Tool and if you were equipping a helicopter, motorcycle or small vehicle with a tool small enough to do meaningful work across a broad range of rescues it would be either a battery-powered RIT with it's bag of accessories or one of the Power-Drill tools like the Ogura but that's not really a single tool as all the head attachments are a quite significant size and weight. In fact, truth-be-told, we would possibly be looking at a hand-hydraulic combi if there was any chance of not having access to fresh batteries or recharging but for the most part, that's not an issue these days. So a RIT or mini-combitool has both spreading and cutting capabilities and with the addition of entry-tool tips it can force open doors, gates and roller shutters as well as acting as a powered wedge, which we will come to next. Their problem would be length of tool in the case of the key brands - Lukas/Hurst, Weber/Genesis and TNT. The heads may be smaller but the bodies are the same size as their full size Combi, cutter and spreader brethren. The overall tool weight however will be smaller and the jaws are designed to take the entry tips that make RIT combis so useful. The Lukas/Hurst StrongArm has tips that look so substantial they wouldn't look out of place on a JCB digger. The images above show the adaptability of a RIT







The *Hilti NRC-6-22* is a more specialised rebar cutter because it cuts flush to the ground or concrete substrate. In rescue this can be extremely useful in removing the sharp stubs that other tools leave as significant snag hazards .



The *Eder Titan 80 Remote* is one of three similar wedges by Eder aimed at the forestry industry but with numerous application in rescue - the *Titan 50* is powered by hand or by a Milwaukee M18 impact driver but this larger self-contained remote version offers rescuers the chance to place and then move to a safe distance to activate it.

from diminutive cutting to spreading-lifting and forced entry. and don't forget that both *Lukas* and *Weber* have versions that can be used underwater! Police and military are particularly keen on RITs for door busting - electricity is quiet, the tools can be easily self-contained and back-packed to the scene and the range of tips gives good options for lock or hinge attack in terms of how the door is actually opened. Wedges and jacks can also do this job depending on the type of hinge if they have clearance within the door jam to force the door upwards rather than outwards.

## POWERED WEDGE

A wedge is a long, triangle of material, metal in the case of rescue tools but there are extremely strong polymers that may end up being used. The wedge is forced forward by the hydraulics or mechanics of the tool forcing a narrow opening into a larger opening albeit over a short distance because it will only be to the height of the triangular wedge - usually just a few inches but this is then enough to get your air bags or spreaders/combi or whatever into the gap to continue lifting and finish the job. The rescue power wedges are quite narrow because they need to get into the smallest gap possible to initiate a lift or spread which is then propped while the tool is extracted and repositioned or a larger tool/bag inserted. Depending on what you are lifting and the subsequent actions, consider lubricating the wedge to ease its progress into small, high-friction gaps.

## REMOTE CONTROL

Our selection in the tables are almost all from the rescue sector but one, the *EDER Titan Pro* is from forestry and has a feature that is becoming more common in battery tools though not yet in rescue - remote control. We are currently looking at a cutter from *Milwaukee* that has remote control cutting and similarly, most powered ascenders and some winches also have remote control. It's surprising that this is not more common in rescue and USAR/structural collapse in particular where the risks of carrying out a forced lift or cut and causing more collapse is quite high. *Titan* is a felling wedge but it's similar in action to the *Holmatro* and *Weber* wedges albeit with a lower power capacity but it does have an 80m/260ft remote control that enables you to place the wedge and then stand well back while you perform the lift - perhaps with binoculars because there is a lot to be said for having sight and feel of your lifted medium during the operation.

## REBAR, BAR & PEDAL CUTTERS

While most of the tools we have included are unique to rescue there is a group of tools that we could have filled the entire magazine with - rebar cutters. These are designed to cut iron reinforcing bar used in concrete structures and have quite compact heads because they are only cutting an inch or so of bar (<25mm) . These are most often an anvil-style



cutter where a straight blade is pushed forward (parallel with the body of the tool). The material being cut is caught by, and compressed against, a substantial hook- or square-shaped end and the blade pushes through the bar. Some rebar cutters have a blade that rotates or pivots onto and against a fixed 'anvil' (pic above) and one or two have the more familiar parrot beak with hardened blades often on a straight section within a material capturing curved end to ensure the material is not simply spat out as the jaws close. Construction and demolition use such

*Weber* has the widest selection of Special tools within its battery tools including its RIT tool's ability to function as a ram using the jaws to spread the telescoping section out \_\_\_ cm/". This is a handier-sized variation on an original design by *Powerhawk* where the spreader jaws are inserted into the a cut-out section on the barrel of a full-size, full strength ram.



cutters to cut reinforcing bar hence the vast number of models available. Pretty much anyone that makes a battery powered trade tool has a rebar cutter but we have selected only those actively marketed for rescue



and those using battery systems that you may already be using like the *Milwaukee M18*, *DeWalt FlexVolt* and *Makita XGT/LXT*.

Vehicle rescue has traditionally used them as pedal-cutters able to cut through a vehicle's accelerator, brake and/or clutch pedal. There's no real distinction between the blade's capacity to cut metal bar because they will also cut head restraints and seat-backs etc , it is more about less front-end bulk and manoevrability that allows the tool to be used in the tight confines of a vehicle footwell. The *Edilgrappa* and *Ogura* models have a cutting head on the end of a short flexible hose with the controller able to be operated up to a metre away in the case of *Ogura's HRT*. While rebar and pedal cutters have smaller heads there is a rescue range from *Weber/Genesis* for much more substantial cutting and one from *Holmatro*, the *Mini-Cutter* (above) that is somewhere in between able to cut almost an inch (22mm) metal bar, so steering wheels, seat-backs and chains as well as rebar. The *Weber/TNT* model is called a Mass-Transit Cutter in the US because it is marketed towards train/tram/bus operators able to cut more substantial bar, rail and tube materials than the smaller rebar-style cutters. Its huge jaw can accommodate 120mm/almost 5" of material but that is not the same as cutting a 5" solid bar - it will cut a 20mm bar but it will also cut 14mm sheet steel and will run up the outer skin of a train or vehicle leaving a neat 20mm wide line instead of a wavy corned-beef tin style cut so it also falls into the sheet material cutter category below.

### SHEET MATERIAL SHEARS/CUTTERS

These are usually like a cross between secateurs and scissors with an action equivalent to a reciprocation saw where the trigger initiates the open and close cutting action. We mostly haven't included this class of tool because the rescue companies don't currently include them. Their uses are limited to some larger panel-sided vehicles and roller shutter entries and rescue agencies have other tools that will do this job. Nevertheless, if you already have the batteries and have got room on your truck they can be handy. We have however, included *Ogura's* sheet cutter not just because it is part of an existing range but because it is will cut small diameter bar or heavy gauge wire as well as being a sheet material cutter.

### LIFTING JACKS

Similar in function to a ram but with a set of 'jaws' to insert into gaps and push or lift or spread apart. These are in-line rather than pivoting as you get with a spreader. Primary usage is on roller shutters, lift doors and doors that open outward so they get more use in Scandinavia than they do in the UK where front doors open inwards. However, as mentioned earlier some door

can be removed by lifting upwards rather than outwards. As with Power Wedges, the minimum insertion height is a key consideration. Jacks need more space corresponding to the physical width of the two halves of the jaw when fully closed for insertion. Power wedges are around 6-10mm whereas jacks are closer to 10-15mm.

### CONCRETE NIBBLERS/CRUSHERS

Not at all common in Rescue battery tools with some companies like *Holmatro* and *Edilgrappa* so far choosing to stick with hose-hydraulics but there is one from *Weber* (pic below) and a Chinese model that we're not familiar with. These function in the same way as a cutter or spreader jaw but with a meaty inward facing point on the end of each jaw. This exerts a precise point-load to slab concrete cracking away small sections (hence the term nibbler). It can generally only work from the outer edge of a slab so can work with up to 250mm wide sections at a time but it can often exploit a crack line and perpetuate that crack further into the slab to break off larger sections. The tips are replaceable and this is a very useful tool in structural collapse where extremely noisy disc cutters are often the only other option.



GenesisRescue Mass-Transit Cutter

Weber Concrete Crusher Pic courtesy of Richard Wood

# THE FINAL CUT.



**THE FIRST CORDLESS MINI CUTTER  
TO COMPLETE ANY RESCUE SET.**

**IN THE FOLLOWING TABLES.....**

The tool length, width or height and weight are all **WORKING** spec so they **include the battery**. See our comprehensive Guide to Batteries in the **USAR & Arborist BUYERSGUIDES** for full range of options. Many companies quote figures without the battery so at first glance seem lighter but when added has a significant affect on both the physical size and weight of a tool when in use. As with all cutting and spreading tools, the largest or highest figures are not necessarily the best for the job. Stroke power is highest at the shortest extension. **All force figures are given in KiloNewtons and US (short)tons**

Any use, feature, accessory or component that is inherent in the tool is shown as a solid coloured square ■■■■

If it's an option it is shown as an outline square □□□□

● this feature is only partially present and/or is OK but not ideal. A model **variant** is shown in **cyan blue** and any features or specifications that differ from the standard version are also in **cyan** or will have a **cyan** outline to a black or **orange** square ■■■■

**WiFi/ -CAPABLE:** The tool and/or battery are linked to a mobile device via **WiFi** &/or **Bluetooth** to manage functions, servicing and inventory. **TOOLS-IN-RANGE:** refers to the other types of tool available in this specific series of tools using this specific battery.

■=Cutter ■=Spreader ■=Combi ■=Ram

**ORIGIN:** The company's home country, not necessarily the country of manufacture which is indicated by an inset flag or two equally sized flags if the tool is made in both countries.

**COST:** rarely quoted because these are usually bulk agency purchases. The batteries are an expensive consumable as well - eg. a *Milwaukee* M18 8Ah battery costs £/\$/€150-200 though individuals could purchase through *Amazon* etc. and save a packet! Any prices included are a rough guide only & **include** local taxes/VAT. They vary with exchange rates, extra taxes etc. We usually round up to the nearest Pound€/US Dollar\$/Euro€. Cost is for a basic model with included accessories indicated in the notes.

**WEIGHT IN HAND:** the operational weight that the rescuer experiences in using the tool so it includes any on-board batteries but not backpack batteries and not necessarily any extras like clip-on lighting or tips.

**WEIGHT of BATTERY:** is for the default battery supplied or preferred by the

manufacturer. Those that use 'off-the-shelf' brands like *Milwaukee* and *DeWalt* may well be able to use either higher Ah models for greater capacity/duration or lower Ah for decreased cost and perhaps weight but less duration. CAS is a battery coalition where several brands fit the same tools.

**BATTERY DURATION & RECHARGE TIME:** Work-time or duration is much trickier as it depends on the resistance of the material being cut/pushed/supported, the temperature, the age of the battery and even how meticulously you follow the recharge guidelines. Consequently some won't quote a figure at all and others are generous to say the least - consider most to be the absolute maximum with minimal workload. Tools last much longer carrying out hundreds of short duration cuts/spreads/lifts than one concerted high-load effort. **Recharge time** can be more specific though it varies wildly between basic and high speed chargers. The time shown is for the charger supplied or preferred by the manufacturer and may give a time-range if referring to different types of charger.

**DIMENSIONS:** Length by width by depth/height of tool ready to store on the truck and/or ready to work. **STANDARDS: CE ■ NFPA ■** - This varies with the type of tool - combi/RIT, cutters and spreaders have ratings as rescue tools but wedges and rebar cutters may only be CE by virtue of a powertool standard. You will know the type of standard by any cut/spread ratings given.

**CUT/PUSH/SPREAD FORCE:** Is the maximum *theoretical* force that can be exerted and, like spreaders and cutters, is highest closest to the power unit. The strongest jacks are short and single-stage. Telescoping gives

you much needed reach but the second stage is very much weaker than the first stage and this is extremely important to remember - you may have easily pushed your target material with the first stage but beware that you don't overwhelm it's capabilities when you extend into the second, telescoping stage. **It is also vital that you push in direct line with the power unit - if your target load starts to stray off-centre as it moves you could damage the jack's's cylinders.**

**SMART-FORCE**  
MORE THAN A RESCUE TOOL

CONNECT UNDERWATER

SMART-COMPACT XL  
RIT-TOOL  
RSC 200 PLUS  
SP 60 BS

More SMART-FORCE products on our website: [weber-rescue.com](http://weber-rescue.com)

Our figures are in kN (KiloNewtons) and **US (Short) Tons**. There are 1.10 US short tons to a UK/metric ton (or more accurately tonne).

**STROKE RANGE/DISTANCE:** The max distance the target load can be pushed/ lifted.

**ROTATE HEAD/HANDLE:** The handle can rotate around the cylinder for better access to the target.

**LED LIGHTS** : Integral lighting from the

handle or housing to illuminate the area being cut/spread. Some may be add-on.

**IN-WATER-CAPABLE:** The tool/battery can be used underwater

**TOOL/BATTERY IP.** Ingress protection for dust (first number) & water (second number) - IP54 resists water splashes, IP57 & 67 withstand inundation to 1metre, IP58&68 deeper than 1metre. Trade batteries like *Milwaukee* are **not** waterproof without a bespoke cover and tend not to quote an IP number because they are dependant on the tool to create

an effective seal. Specialist batteries like *Holmatro* and *Lukas* are watertight (IP68) but regular trade batteries are no more than IP54 so they are splash proof but not submersible without a bespoke cover.

## BATTERY SPECIAL TOOLS

**CE**  
SCUE TOOL.

**TUITIVE**

**W3R PUMP**

# THE REVOLUTIONARY BATTERY TOOL SERIES

The new SMART-FORCE battery-powered tool series starts a digital revolution in the rescue equipment market.

More speed, a powerful and MILWAUKEE compatible 18 V battery, intuitive design and numerous smart features packed into a rugged and submersible housing.



**WEBER RESCUE**  
SYSTEMS



IMAGES NOT TO SCALE

COSTS ARE VERY APPROXIMATE included as a relative guide only

SERIES - VARIANT in CYAN BLUE

OTHER TOOLS IN RANGE:

■ = Combi ■ = Spreader ■ = Ram

■ = Cutter

● = PARTIAL FEATURE

□ = Option







DIMENSIONS include battery

~ = Approximately

N/A = info Not Available/not given

	MODEL VARIANT	Titan 50	Titan 80 Remote	TP10	Pro-Cut 12
	SERIES WiFi-capable	Titan	Titan	-	-
	VOLTAGE	18v	18v	18/20v	18/20v
	COMPANY	EDER	EDER	EDILGRAPPA	EDILGRAPPA
	TYPE OF TOOL	WEDGE/ENTRY	REMOTE WEDGE/ENTRY	FLEXI-CUTTER	BAR CUTTER
	TOOLS IN RANGE	-	-	■ ■ ■ ■	■ ■ ■ ■
	ORIGIN	🇩🇪	🇩🇪	🇮🇹	🇮🇹
	~COST inc tax / VAT	£550 \$650 €895	£2520 \$3450 €2750	£2400 \$2900 €2850	£2200 \$3200 €3030
	WEIGHT IN HAND inc BATTERY exc ACCESSORIES	3.2kg* 7lb*	9.9kg 21.8lb	8.6kg 18.9lb	7.2kg 15.8lb
BATTERY	WEIGHT - DEFAULT BATTERY	1.1kg 2.4lb	1.1kg 2.4lb	0.7 1kg 1.52.2 lb	0.7kg 1.5 lb
	BATTERY Ah OPTIONS	Milwaukee 5Ah	Milwaukee 5Ah	DeWalt FlexVolt 4 6Ah*	DeWalt FlexVolt 4 6Ah*
	BATTERY DURATION RECHARGE TIME	<45mins 60-105mins	<45mins 60-105mins	10-15mins / ~100 cuts 40-90mins	10-15mins / ~100 cuts 40-90mins
DIMENSIONS	LENGTH retracted with tips/extended	420mm / 16.5" 520mm / 20.5"	620mm / 24.4" 780mm / 30.7"	1034mm / 40.7" -	494mm / 19.4" -
	HEIGHT/WIDTH	*255mm / 10"	120mm / 4.7"	*348mm / 13.7"	*348mm / 13.7"
	DEPTH (max diam)	118mm / 4.6"	180mm / 7"	143mm / 5.6"	184mm / 7.2"
STANDARDS	EXTENSION(S) & OPTIONS or CUT/SPREAD CE/NFPA Class	- -	- -	- -	- -
	CE ■ NFPA ■	-	■	■ ■	■ ■
	EN CLASSIFICATION	-	-	-	-
FEATURES/CAPACITIES	CUT / PUSH/SPREAD FORCE t=US Ton	147kN 16.5 Ust	245kN 27.5 Ust	232.4kN 26.1 Ust	120kN 13.4 Ust
	CUT-MATERIAL/BAR Ø STROKE/SPREAD RANGE	50mm / 2" lift height	80mm / 3.15"		12mm / 0.5"
	JAW OPENING DISTANCE INSERTION HEIGHT	- -	- -	52mm / 2" -	15mm / 0.6" -
	WORKING PRESSURE (HYDRAULIC)	-	-	550 Bar / 8K psi	300 Bar / 4.4K psi
	HEAD / HANDLE ROTATES	■	-	■ ■	■ ■
	SPEED CONTROL ON-BOARD LED	Button+Lever	Button+Lever	Trigger	Trigger
	IN-WATER USE BATTERY/TOOL IP	54 54	54 54	54 54	54 54
NOTES	These Eder wedges are electro-mechanical rather than hydraulic. *Dimensions will vary with impact wrench and battery type, we would recommend the 8Ah.	Designed for felling of large trees - inserted into the back-cut and activated from a safe distance <80m but will work for any incidents requiring forced-separation. 80Pro head can also fit drill as per the Titan50	A flexible head cutter intended for manoeuvring into confined spaces like a vehicle footwell for peddle cutting. *6AH -add 50mm to height	Rotational Blade Multi-material/bar cutter. Anti-jamming release lever *6AH -add 50mm to height	
WEBSITE	eder-maschinenbau.de	eder-maschinenbau.de	edilgrappa.com	edilgrappa.com	

# BATTERY SPECIAL TOOLS

				
<b>MU16-USAR</b>	<b>SilverCut 20-USAR</b>	<b>Mass-Transit Cutter</b>	<b>Mass-Transit Cutter</b>	<b>Mini-Cutter CCU10</b>
-	-	<b>SLi</b>	<b>E-Force 2.0</b>	<b>CAS - Generic</b>
18/20v	18/20v	18v	28v	28v
<b>EDILGRAPPA</b>	<b>EDILGRAPPA</b>	<b>GENESIS RESCUE</b>	<b>GENESIS RESCUE</b>	<b>HOLMATRO</b>
BAR CUTTER	BAR CUTTER	HD CUTTER	HD CUTTER	CUTTER
				
				
£2900 \$3520 €3400	£3600 \$4400 €4200	>£15000 >\$18300 >€17600	£10600 \$12950 €12700	£4400 \$4940 €4900
9.3kg 20.5lb	10kg 22lb	18.4kg 40.6lb	23kg 51lb	4.9kg 10.8lb
0.7kg 1.5 lb	0.7kg 1.5 lb	1.1/1.7kg 2.4/3.74lb	1.45/1.1kg 3.2/2.4lb	0.4kg 0.9lb
DeWalt FlexVolt 4 6Ah*	DeWalt FlexVolt 6Ah*	Milwaukee 5-8Ah*	Genesis/ Milwaukee 5Ah*	Holmatro CAS (inc Milwk/DeWalt) 2Ah
10-15mins / ~100 cuts 40-90mins	10-15mins / ~100 cuts 40-90mins	60/90mins 45-60-105mins	<45mins 90 60-105mins	<70 cuts 30mins
486mm/ 19.1"	504mm/ 19.8"	765mm /30.1"	743mm /29.3"	554mm /21.8"
-	-	-	-	-
*348mm / 13.7"	*348mm / 13.7"	188mm / 7.4"	205mm / 8.1"	154mm / 6.1"
184mm / 7.2"	176mm / 7.2"	230mm / 9"	241mm / 9.5"	92mm / 3.6"
-	-	A4 B3 C5 D6 E6 F3	A4 B3 C5 D6 E6	B 1D 2D 3C A4 B3 C2 D4 E4
				
-	-	-	-	AC59-B-4.9
171kN 19.2 Ust	189kN 21.2 Ust	111kN 12.5 Ust	142 (47*) kN 16 (1.8*) Ust	220 kN 24.7 Ust
16mm / 0.9"	20mm / 0.8"	20mm / 0.8"	?	22mm / 0.9"
20mm / 0.8"	21mm / 0.8"	120mm / 4.7"	120mm / 4.7"	59mm / 2.3"
-	-	-	-	-
550 Bar / 8K psi	550 Bar / 8K psi	700 Bar / 10.1K psi	700 Bar / 10.1K psi	720 Bar / 10.4K psi
				
Trigger	Trigger	Rocker switch 	Rocker switch 	Rocker switch 
54 54	54 54	 68* 58	54 54	54 54
Rotational Blade Multi-material/bar cutter. Anti-jamming release lever *6AH -add 50mm to height	Anvil Blade Also a 16mm version Multi-material/bar cutter. Anti-jamming release lever *6AH -add 50mm to height	Designed for heavy duty cable/bar cutting in rail and municipal transport incidents *IP68 only with battery cover shown. IP54 splash cover for 12Ah	EARLIER MODEL Designed for heavy duty cable/bar cutting in rail and municipal transport incidents* Also a 3Ah option All E-Force tools can convert to hose.	Small hand-tool capable of getting into tight spaces or being easily carries in a response car/bike. Uses generic (off-the-shelf) batteries
edilgrappa.com	edilgrappa.com	genesisrescue.com	genesisrescue.com	holmatro.com

IMAGES NOT TO SCALE

COSTS ARE VERY APPROXIMATE included as a relative guide only

SERIES - VARIANT in CYAN BLUE  
OTHER TOOLS IN RANGE:

■ = Combi ■ = Spreader ■ = Ram

■ = Cutter

● = PARTIAL FEATURE

□ = Option

DIMENSIONS include battery

~ = Approximately

N/A = info Not Available/not given



	LE 100 StrongArm	HRS931/941	932S Stubby Shear	923 Pedal Cutter
<b>MODEL VARIANT</b>	LE 100 StrongArm	HRS931/941	932S Stubby Shear	923 Pedal Cutter
<b>SERIES</b> WiFi/ -capable	-	HRS	HRS	HRS
<b>VOLTAGE</b>	25.2v	18v	18v	18v
<b>COMPANY</b>	<b>HURST/LUKAS (IDEX)</b>	<b>OGURA</b>	<b>OGURA</b>	<b>OGURA</b>
<b>TYPE OF TOOL</b>	COMBI /ENTRY	HRS POWER/MOTOR	SHEETCUTTER	PEDAL/BAR CUTTER
<b>TOOLS IN RANGE</b>	■ ■ ■ ■	■ ■ ■ ■	■ ■ ■ ■	■ ■ ■ ■
<b>ORIGIN</b>	🇩🇪	●	●	●
<b>~COST inc tax / VAT</b>	£7200 \$8800 €8600	£2100/2500 \$2900/2500 €2500/3000	£2900 \$4000 €3450	£2700 \$3700 €3200
<b>WEIGHT IN HAND inc BATTERY exc ACCESSORIES</b>	11.1kg* 24.4lb	3.9/4.2kg 8.6/9.3lb	+5.7kg +12.6lb	+5.4kg +11.9lb
<b>WEIGHT - DEFAULT BATTERY</b>	1.3kg 2.9lb	1-1.36kg 2.2-3lb	1-1.36kg 2.2-3lb	1-1.36kg 2.2-3lb
<b>BATTERY Ah OPTIONS</b>	StrongArm 4Ah	Makita 5-6Ah*	Makita 5-6Ah*	Makita 5-6Ah*
<b>BATTERY DURATION RECHARGE TIME</b>	30-60mins 75-150mins	<12mins 55-120mins	<12mins 55-120mins	<12mins 55-120mins
<b>DIMENSIONS LENGTH retracted with tips/extended</b>	775-796mm 30.5-31.3"	303/328mm / 11.9/12.9"	328mm / 12.9"	240mm / 9.5"
<b>HEIGHT/WIDTH</b>	195mm / 7.7"	272/273mm / 10.7/10.7"	130mm / 5.1"	105mm / 4.1"
<b>DEPTH (max diam)</b>	210mm / 8.3"	111/111mm / 4.4/4.4"	104mm / 4.1"	84mm / 3.3"
<b>STANDARDS EXTENSION(S) &amp; OPTIONS or CUT/SPREAD CE/NFPA Class</b>	1E-2D-3D-4D-5D A5 B3 C5 D6 E6	1m Expansion Hose. Cutter, Spreader, mini ram, Stubby Shear, Pedal Cutter, L&S Door Opener.	-	-
<b>CE ■ NFPA ■</b>	■ ■	-	-	-
<b>EN CLASSIFICATION</b>	-	-	-	-
<b>FEATURES/CAPACITIES CUT / PUSH/SPREAD FORCE t=US Ton</b>	155/20-700kN 17.4/ 2.25-78 Ust	-	78.4kN 8.8 Ust	70.6kN 7.9 Ust
<b>CUT-MATERIAL/BAR Ø STROKE/SPREAD RANGE</b>	184-215mm 7.2-8.5"	-	2/1.6mm sheet steel/StSt 0.08/0.06" sheet steel/StSt	16mm/5/8" rebar 38x6mm/1.5x0.23" bar
<b>JAW OPENING DISTANCE INSERTION HEIGHT</b>	207mm 8.1"	-	26mm 1"	16mm 5/8"
<b>WORKING PRESSURE (HYDRAULIC)</b>	700 Bar / 7K psi	N/A	N/A	5.8K-6.4K psi
<b>HEAD / HANDLE ROTATES</b>	■	■ ■	■	■
<b>SPEED CONTROL ON BOARD LED</b>	Rotating Star Grip ■	Trigger	-	-
<b>IN-WATER USE BATTERY/TOOL IP</b>	■ 68 58		54 54	54 54
<b>NOTES</b>	LE version =Tactical Black. LED Light is an option * Add 700g for heaviest door-opening tips shown, Combi tips	FOR USE WITH OGURA HRS HEADS	USE WITH HRS931 or 941  360° swivel head.	USE WITH HRS931 or 941  360° swivel head
<b>WEBSITE</b>	lukas.com	ogurarescuetools.com	ogurarescuetools.com	ogurarescuetools.com





936 Door Opener	946 8" Door Opener	ESLCC Storm Surge	RIT TOOL E-Force/Smart-Force
HRS 18v	HRS 18v	18v/20v	18v
<b>OGURA</b>	<b>OGURA</b>	<b>TNT RESCUE</b>	<b>WEBER RESCUE</b>
ENTRY	ENTRY	COMBI /ENTRY	COMBI /ENTRY
●	●		
£2600 \$3600 €3100	£3300 \$4550 €3950	£8600 \$10500 €10300	£11200 \$15400 €13400
+6kg +13.2lb	+8kg +17.6lb	19.1-19.5kg 42.2-43lb	13.3 / 14.2kg 29.3 / 00lb
1-1.36kg 2.2-3lb	1-1.36kg 2.2-3lb	1.1kg / 2.4lb 1.2[1.36]kg / 2.6[3]lb	1.1 / 1.7kg 2.33 / 3.74lb
Makita 5-6Ah*	Makita 5-6Ah*	Milwaukee M18 8/9Ah Makita [6Ah] DeWalt FlexV20 9Ah	Milwaukee M18 5/8Ah
<12mins 55-120mins	<12mins 55-120mins	10-15mins 87 / 60mins	60/90mins 45-83mins
255mm / 10" 325mm / 12.8"	338mm / 13.3" 544mm / 21.4"	791mm / 31.1" -	540mm / 21.3" 908mm / 35.7"
155mm / 6.1"	152mm / 6"	299mm / 11.75"	340mm / 13.4"
110mm / 4.3"	142mm / 5.6"	268mm / 10.5"	134mm / 5.3"
-	-	A6 B5 C7 D7 E6	Long, Spreader, Door, jack/ ram & pulling tips 1H-2H-3H-4H-5H A6-B7-C6-D7-E7-F3
-	-	■	■ ■
-	-	-	AC140H-13.314.2
39.2kN 4.4 Ust	34.3kN 3.8 Ust	528/5.3kN 59.3/11.8 Ust	111/30-1305kN 12.47/3.3-146 Ust
70mm 2.8"	206mm 8.1"	304.8mm 12"	285-380mm 11.2-15"
00mm 0"	00mm 0"	231.77mm 9.12"	215mm 8.5"
N/A	N/A	722 Bar / 10.5K psi	550 Bar / 7.9K psi
■	■		
-	-	Rotating Star Grip ■	Rocker switch ■
54 54	54 54	54 54	■* 54/68* 58
USE WITH HRS931 or 941 360° swivel head	USE WITH HRS931 or 941 360° swivel head	- TNT prices include 2 batteries and Dual Rapid charger. Storm2 series DISCONTINUED Mains adapter=option.	All E-Force tools can convert to hose. Smart=WiFi Capable *for SMART Version-IP68 only with battery cover. IP54 splash cover for 12Ah
ogurarescuertools.com	ogurarescuertools.com	tntrescue.com	weber-rescue.com

IMAGES NOT TO SCALE

COSTS ARE VERY APPROXIMATE included as a relative guide only

SERIES - VARIANT in CYAN BLUE  
OTHER TOOLS IN RANGE:

■ = Combi ■ = Spreader ■ = Ram  
■ = Cutter

● = PARTIAL FEATURE

□ = Option

DIMENSIONS include battery

~ = Approximately

N/A = info Not Available/not given



	MODEL VARIANT	BC250 Concrete Crusher	SPK250 Power Wedge	C120 Cutter	DO140 Door Opener
	SERIES <b>WiFi/Smart</b> <b>-capable</b>	<b>E-Force/Smart-Force</b>	<b>E-Force/Smart-Force</b>	<b>E-Force/Smart-Force</b>	<b>E-Force/Smart-Force</b>
	VOLTAGE	18v	18v	18v	18v
	COMPANY	<b>WEBER RESCUE</b>	<b>WEBER RESCUE</b>	<b>WEBER RESCUE</b>	<b>WEBER RESCUE</b>
	TYPE OF TOOL	CONCRETE CRUSHER	COMBI /ENTRY	HD CUTTER	ENTRY
	TOOLS IN RANGE	■ ■ ■ ■	■ ■ ■ ■	■ ■ ■ ■	■ ■ ■ ■
	ORIGIN				
	~COST inc tax / VAT	£12000 \$16500 €14400	£9600 13200 €11500	£11400 \$15700 €11600	£8400 \$11600 €10100
	WEIGHT IN HAND inc BATTERY exc ACCESSORIES	20.5/21.3kg 45.2/47lb	11.9/12.7kg 26.2/28lb	23.1/00kg 51/00lb	13.2/14.1kg 29.1/31lb
BATTERY	WEIGHT - DEFAULT BATTERY	1.1/1.7kg 2.33/3.74lb	1.1/1.7kg 2.33/3.74lb	1.1/1.7kg 2.33/3.74lb	1.1/1.7kg 2.33/3.74lb
	BATTERY Ah OPTIONS	Milwaukee M18 5/8Ah	Milwaukee M18 5/8Ah	Milwaukee M18 5/8Ah	Milwaukee M18 5/8Ah
	BATTERY DURATION RECHARGE TIME	60/90mins 45-83mins	60/90mins 45-83mins	60/90mins 45-83mins	60/90mins 45-83mins
DIMENSIONS	LENGTH retracted with tips/extended	- 890mm / 35"	770mm / 30.3" 831mm / 32.7"	745mm / 29.3" -	619mm / 24.4" 759mm / 29.9"
	HEIGHT/WIDTH	380mm / 15"	241mm / 9.5"	238mm / 9.4"	228mm / 9"
	DEPTH (max diam)	302mm / 11.9"	150mm / 5.9"	188mm / 7.4"	178mm / 7"
STANDARDS	EXTENSION(S) & OPTIONS or CUT/SPREAD CE/NFPA Class	- - -	- EN 13204 -	1H-2H-3H-4H-5H A6-B7-C6-D7-E7-F3	- EN 13204 -
	CE ■ NFPA ■	- -	■ ■	■ ■	■ ■
	EN CLASSIFICATION	-	-	AC120D-23.1	-
FEATURES/CAPACITIES	CUT / PUSH/SPREAD FORCE t=US Ton	110kN 12.3 Ust	248kN 27.8 Ust	111/45kN 12.47/5 Ust	101kN 11.3 Ust
	CUT-MATERIAL/BAR Ø STROKE/SPREAD RANGE	- -	61mm 2.4"	- -	140mm 5.5"
	JAW OPENING DISTANCE INSERTION HEIGHT	250mm 9.8"	8mm 0.3"	120mm 4.7"	12mm 0.5"
	WORKING PRESSURE (HYDRAULIC)	700 Bar / 7K psi	700 Bar / 7K psi	550 Bar / 7.9K psi	550 Bar / 7.9K psi
	HEAD / HANDLE ROTATES	■	-	■	■
	SPEED CONTROL <b>ON-BOARD LED</b>	Rocker switch ■	Rocker switch ■	Rocker switch ■	Rocker switch ■
	IN-WATER USE BATTERY/TOOL IP	■* 54/68* 58	■* 54/68* 58	■* 54/68* 58	■* 54/68* 58
NOTES	Tips can be replaced when worn. Smart=WiFi Capable All E-Force tools can convert to hose. *for SMART Version-IP68 only with battery cover. IP54 splash cover for 12Ah	Smart=WiFi Capable All E-Force tools can convert to hose. *for SMART Version-IP68 only with battery cover shown. IP54 splash cover for 12Ah	Smart=WiFi Capable. All E-Force tools can convert to hose. *for SMART Version-IP68 only with battery cover shown. IP54 splash cover for 12Ah Cuts sheet, bar and sandwiched cross-sections	Smart=WiFi Capable All E-Force tools can convert to hose. *for SMART Version-IP68 only with battery cover shown. IP54 splash cover for 12Ah	
WEBSITE	weber-rescue.com	weber-rescue.com	weber-rescue.com	weber-rescue.com	

# BUYERSGUIDES

## The most comprehensive GUIDES to Rope Equipment & Water Rescue Eqpt ever produced



**FREE-to-ALL BUYERSGUIDES** to make better use of all the MARKET GUIDE articles we have in all of our magazines. Digital, page-turning publications that can be downloaded as a PDF but are **continually updated on the same link** so that readers can get the latest version

whenever you want to take a look for something. These are sent to all readers and available from our website.

- **CONTINUALLY UPDATING** prices, specifications and new or discontinued products updated weekly with new Product guides added every month.
- **NEW PRODUCTS** incorporated into the tables and introductions as they are released
- **PRICES** monitored and updated monthly and currency conversions listed in GBPE, US\$ & Euro€
- **DISCONTINUED MODELS** have a note to that effect before being removed altogether

• **500+ PAGES** in each GUIDE

Free Link:

<https://accessandrescue.hflip.co/BuyersGuidetoUSARextrication.html>



Image	Model	Category	Price	Weight	Notes
	Anchor Plate	ANCHOR	\$60	27kg	Position: Front
	Anchor Plate 2000S	ANCHOR	\$60	27kg	Position: Front
	Anchor Plate 2000S	ANCHOR	\$60	27kg	Position: Front
	Anchor Plate 2000S	ANCHOR	\$60	27kg	Position: Front
	Anchor Plate 2000S	ANCHOR	\$60	27kg	Position: Front
	Anchor Plate 2000S	ANCHOR	\$60	27kg	Position: Front
	Anchor Plate 2000S	ANCHOR	\$60	27kg	Position: Front
	Anchor Plate 2000S	ANCHOR	\$60	27kg	Position: Front
	Anchor Plate 2000S	ANCHOR	\$60	27kg	Position: Front
	Anchor Plate 2000S	ANCHOR	\$60	27kg	Position: Front



**BUYERSGUIDES** are **FREE-TO-ALL** on the same links or you can download a pdf version - you can even print a copy off you have enough ink!

Our **WATER RESCUE BUYERSGUIDE** is compiling now and will be out Summer25 although some of these categories are so detailed and complex that some will still be compiling into late 2025.

FREE link:

<https://accessandrescue.hflip.co/GuidetoWaterRescueEquipment>

- Water Rescue Helmets
- Water & Ice Rescue Drysuits
- Rescue PFDS
- Dog PFDS
- Water Rescue Drones & ROVs
- Water-Capable Aerial Drones
- Inflatable Platforms/Paths
- Inflatable Rescue Boats
- Inflatable Sleds
- Inflatable Rafts
- Inflatable & Solid Boards
- Inflatable & Solid Stretchers/Collars
- Lightweight PM Pulleys & Tandem Pulleys
- Mini Hauling Systems
- Water Rescue Rope
- Throwlines & Throwbags
- Water Rescue Knives
- Submersible lighting
- Water Rescue Manikins



Image	Model	Category	Price	Weight	Notes
	Inflatable Pontoon	INFLATABLE	\$100	100kg	Position: Front
	Inflatable Path	INFLATABLE	\$100	100kg	Position: Front
	Inflatable Pontoon	INFLATABLE	\$100	100kg	Position: Front
	Inflatable Path	INFLATABLE	\$100	100kg	Position: Front
	Inflatable Pontoon	INFLATABLE	\$100	100kg	Position: Front
	Inflatable Path	INFLATABLE	\$100	100kg	Position: Front
	Inflatable Pontoon	INFLATABLE	\$100	100kg	Position: Front
	Inflatable Path	INFLATABLE	\$100	100kg	Position: Front
	Inflatable Pontoon	INFLATABLE	\$100	100kg	Position: Front
	Inflatable Path	INFLATABLE	\$100	100kg	Position: Front

**NEW COMING** Mar '26

**METAL & MASONRY CUTTING**

# DISC CUTTERS & ROTARY SAWS



SEE **TECHNICAL RESCUE #87** for this latest Guide -

<https://accessandrescue.hflip.co/TechRescue87.html>

This is due to be updated and added here late March 2026



**SEE TECHNICAL RESCUE #87** for this latest Guide -

<https://accessandrescue.hflip.co/TechRescue87.html>

This is due to be updated and added here late March 2026

# 9730 REMOTE AREA LIGHT

The new generation of portable scene lighting.



## PRODUCT FEATURES

- + Up to 4,800 lumens of bright, reliable light
- + 13 hour max runtime
- + Silent running
- + IPX4-rated, water-resistant
- + High, Medium, & Low light modes
- + Compact unit, quick and easy to deploy

01457 869999 | [PELIPRODUCTS.CO.UK](http://PELIPRODUCTS.CO.UK)



<p><b>IMAGES NOT TO SCALE</b>                      £\$€= Currency Conversion only- no duty/shipping  <b>OTHER TOOLS IN RANGE:</b>                      ■=Cut/Spread/Ram tools ■=Recip Saw ■=Lighting                      ■=Wood Chainsaw ■=Breaker/Drill                      ■=Ascender/Winch                      WATER FEED: ■Hose ½" ■HandPump ■BatteryPump                      □= Option ~ approximate                      ●= Partial feature/ OK, but not ideal</p>	<p><b>SERIES</b> <b>MODEL</b> <b>VARIANT</b> <b>VOLTAGE/FUEL</b> product code</p>	<p><b>COMPANY</b></p>	<p><b>TOOLS IN RANGE</b></p>	<p><b>ORIGIN</b></p>	<p><b>COST</b> Default BATTERY inc tax / VAT</p>	<p><b>WEIGHT</b> TOOL ONLY exc Battery exc Fuel exc Disc</p>	<p><b>WEIGHT</b> Default BATTERY Full FUEL Tank Cutting Disc/ Bar&amp;Chain</p>	<p><b>BATTERY</b> Ah OPTIONS  <b>FUEL</b> CAPACITY</p>
	<p>SDCS691X2 54v</p>	<p>DEWALT</p>	<p>■ ■ ■ ■</p>					
	<p>CSG-7410ES 12" 2 stroke</p>	<p>ECHO TOOLS</p>	<p>■</p>					
	<p>CSG-7410ES 14" 2 stroke</p>	<p>ECHO TOOLS</p>	<p>■</p>					
	<p>DSH 600-X-30 DSH 600-X-12" 2 stroke 2251367</p>	<p>HILTI</p>	<p>-</p>					
	<p>DSH 700-X-30 2 stroke 2357945</p>	<p>HILTI</p>	<p>-</p>					
	<p>DSH 700-X-35 DSH 700-X-14" 2 stroke</p>	<p>HILTI</p>	<p>-</p>					
	<p>DSH 900-X 35 2 stroke 2265862</p>	<p>HILTI</p>	<p>-</p>					
	<p>DSH 900-X-16" 2 stroke</p>	<p>HILTI</p>	<p>-</p>					



# RESCUE DISC CUTTERS/CUT-OFF SAWS

POWER OUTPUT CC (equivalent)  (Hydraulic Pressure Flow-rate)	DURATION Default BATTERY Full FUEL Tank @ full revs in re-concrete	LENGTH	WIDTH	HEIGHT	BLADE MAX DIAMETER MAX CUT DEPTH SPINDLE DIAMETER	SOUND POWER PRESSURE  VIBRATION f=front r=rear	WATER FEED	TOOL-FREE FUEL/DISC	FUEL PUMP DECOMP.	CARRY STRAP CART	LED LIGHTS SCRECH	UNDER-WATER/ CONFINED SPACE USE	NOTES	WWW.









**SEE TECHNICAL RESCUE #87** for this latest Guide -  
<https://accessandrescue.hflip.co/TechRescue87.html>  
 This is due to be updated and added here late March 2026

<p><b>IMAGES NOT TO SCALE</b>                      £\$€= Currency Conversion only- no duty/shipping  <b>OTHER TOOLS IN RANGE:</b>                      ■=Cut/Spread/Ram tools ■=Recip Saw ■=Lighting                      ■=Wood Chainsaw ■=Breaker/Drill                      ■=Ascender/Winch                      WATER FEED: ■Hose ½" ■HandPump ■BatteryPump                      □= Option ~ approximate                      ●○= Partial feature/ OK, but not ideal</p>	<p><b>SERIES</b>  <b>MODEL</b>  <b>VARIANT</b>  <b>VOLTAGE/FUEL</b>                      product code</p>	<p><b>COMPANY</b></p>	<p><b>TOOLS IN RANGE</b></p>	<p><b>ORIGIN</b></p>	<p><b>COST</b>                      Default BATTERY                      inc tax / VAT</p>	<p><b>WEIGHT</b>                      TOOL ONLY                      exc Battery                      exc Fuel                      exc Disc</p>	<p><b>WEIGHT</b>                      Default BATTERY                      Full FUEL                      Tank                      Cutting Disc/                      Bar&amp;Chain</p>	<p><b>BATTERY</b>                      Ah                      OPTIONS    <b>FUEL</b>                      CAPACITY</p>
	<p><b>NURON</b>                      DSH600-22 ATC                      22v                      2294225</p>	<p><b>HILTI</b></p>	<p>■ ■ ■ ■</p>	<p>■ ■</p>				
	<p><b>NURON</b>                      DSH700-22 ATC                      22v                      2294227</p>	<p><b>HILTI</b></p>	<p>■ ■ ■ ■</p>	<p>■ ■</p>				
	<p><b>NURON</b>                      DSH900-22 ATC                      22v                      2307655</p>	<p><b>HILTI</b></p>	<p>■ ■ ■ ■</p>	<p>■ ■</p>				
	<p>SmartGuard                      K770                      2 stroke                      970 46 00-01</p>	<p><b>HUSQVARNA</b></p>	<p>-</p>	<p>■</p>				
	<p>SmartGuard                      RESCUE                      K770                      2 stroke                      967 68 xx-xx                      967 80 xx-xx</p>	<p><b>HUSQVARNA</b></p>	<p>-</p>	<p>■</p>				
	<p>SmartGuard                      K970                      2 stroke                      967 28 37-01                      967 28 78-01</p>	<p><b>HUSQVARNA</b></p>	<p>■</p>	<p>■</p>				
	<p>SmartGuard                      RESCUE                      K970                      2 stroke                      967 63 xx-xx</p>	<p><b>HUSQVARNA</b></p>	<p>■</p>	<p>■</p>				
	<p>SmartGuard                      RESCUE                      K970 Ring 370                      2 stroke                      967 27 xx-xx</p>	<p><b>HUSQVARNA</b></p>	<p>■</p>	<p>■</p>				

# RESCUE DISC CUTTERS/CUT-OFF SAWS

POWER OUTPUT CC (equivalent)  Hydraulic Pressure Flow-rate)	DURATION Default BATTERY Full FUEL Tank @ full revs in re-concrete	LENGTH	WIDTH	HEIGHT	BLADE MAX DIAMETER MAX CUT DEPTH SPINDLE DIAMETER	SOUND POWER PRESSURE  VIBRATION f=front r=rear	WATER FEED	TOOL-FREE FUEL/DISC	FUEL PUMP DECOMP.	CARRY STRAP CART	LED LIGHTS SCRENCR	UNDER-WATER/ CONFINED SPACE USE	NOTES	WWW.















**SEE TECHNICAL RESCUE #87** for this latest Guide -  
<https://accessandrescue.hflip.co/TechRescue87.html>  
This is due to be updated and added here late March 2026

<p><b>IMAGES NOT TO SCALE</b>                      £\$€= Currency Conversion only- no duty/shipping  <b>OTHER TOOLS IN RANGE:</b>                      ■=Cut/Spread/Ram tools ■=Recip Saw ■=Lighting                      ■=Wood Chainsaw ■=Breaker/Drill                      ■=Ascender/Winch                      WATER FEED: ■Hose ½" ■HandPump ■BatteryPump                      □□= Option ~ approximate                      ●○= Partial feature/ OK, but not ideal</p>	<p><b>SERIES</b>  <b>MODEL</b>  <b>VARIANT</b>  <b>VOLTAGE/FUEL</b>                      product code</p>	<p><b>COMPANY</b></p>	<p><b>TOOLS IN RANGE</b></p>	<p><b>ORIGIN</b></p>	<p><b>COST</b>                      Default <b>BATTERY</b>                      inc tax / VAT</p>	<p><b>WEIGHT</b>                      TOOL ONLY                      exc Battery                      exc Fuel                      exc Disc</p>	<p><b>WEIGHT</b>                      Default <b>BATTERY</b>                      Full <b>FUEL</b>                      Tank                      Cutting                      Disc/                      Bar&amp;Chain</p>	<p><b>BATTERY</b>                      Ah  <b>OPTIONS</b>    <b>FUEL</b>                      CAPACITY</p>
	<p>SmartGuard                      RESCUE                      K970 Ring 430                      2 stroke                      970 60 xx-xx</p>	<p>HUSQVARNA</p>	<p>■</p>	<p>■</p>				
	<p>K1270 II                      2 stroke                      967 97 87-01                      967 97 87-01</p>	<p>HUSQVARNA</p>	<p>-</p>	<p>■</p>				
	<p>K1270 Rail                      2 stroke                      96798 xx-01</p>	<p>HUSQVARNA</p>	<p>-</p>	<p>■</p>				
	<p>BLi/BX                      K540i                      36v                      9706640-01</p>	<p>HUSQVARNA</p>	<p>■                      ■                      ■</p>	<p>■</p>				
	<p>Pace                      K1 - 300                      94v Pace                      970 51 92-01</p>	<p>HUSQVARNA</p>	<p>■</p>	<p>■</p>				
	<p>Pace                      K1- 350                      94v Pace                      970 44 58-03</p>	<p>HUSQVARNA</p>	<p>■</p>	<p>■</p>				
	<p>K7000 Chain                      200-480, 220-240v                      Corded                      970 75 62-01</p>	<p>HUSQVARNA</p>	<p>■</p>	<p>■</p>				
	<p>K970 Chain                      2 stroke                      967 66 05-01</p>	<p>HUSQVARNA</p>	<p>■</p>	<p>■</p>				

# RESCUE DISC CUTTERS/CUT-OFF SAWS

POWER OUTPUT CC (equivalent)  Hydraulic Pressure Flow-rate)	DURATION  Default BATTERY Full FUEL Tank @ full revs in re-concrete	LENGTH	WIDTH	HEIGHT	BLADE MAX DIAMETER MAX CUT DEPTH SPINDLE DIAMETER	SOUND POWER PRESSURE  VIBRATION f=front r=rear	WATER FEED	TOOL-FREE FUEL/DISC	FUEL PUMP DECOMP.	CARRY STRAP CART	LED LIGHTS SCRENCH	UNDER-WATER/ CONFINED SPACE USE	NOTES	www.

**SEE TECHNICAL RESCUE #87** for this latest Guide -  
<https://accessandrescue.hflip.co/TechRescue87.html>  
 This is due to be updated and added here late March 2026

<p><b>IMAGES NOT TO SCALE</b>                      £\$€= Currency Conversion only- no duty/shipping  <b>OTHER TOOLS IN RANGE:</b>                      ■=Cut/Spread/Ram tools ■=Recip Saw ■=Lighting                      ■=Wood Chainsaw ■=Breaker/Drill                      ■=Ascender/Winch                      WATER FEED: ■Hose ½" ■HandPump ■BatteryPump                      ■= Option ~ approximate                      ●○= Partial feature/ OK, but not ideal</p>	<p><b>SERIES</b>  <b>MODEL</b>  <b>VARIANT</b>  <b>VOLTAGE/FUEL</b>                      product code</p>	<p><b>COMPANY</b></p>	<p><b>TOOLS IN RANGE</b></p>	<p><b>ORIGIN</b></p>	<p><b>COST</b>                      Default <b>BATTERY</b>                      inc tax / VAT</p>	<p><b>WEIGHT</b>                      TOOL ONLY                      exc Battery                      exc Fuel                      exc Disc</p>	<p><b>WEIGHT</b>                      Default <b>BATTERY</b>                      Full <b>FUEL</b>                      Tank                      Cutting                      Disc/                      Bar&amp;Chain</p>	<p><b>BATTERY</b>                      Ah  <b>OPTIONS</b>                        FUEL                      CAPACITY</p>
	<p>K3600 mkII                      100-120v</p>	<p><b>HUSQVARNA</b></p>	-					
	<p>K760                      Cut-n-Break                      2 stroke                      9671957-01</p>	<p><b>HUSQVARNA</b></p>	-					
	<p>K4000                      Cut-n-Break                      100-120v                      9670835-01</p>	<p><b>HUSQVARNA</b></p>	-					
	<p>K4000 mkII                      220-480v</p>	<p><b>HUSQVARNA</b></p>	-					
	<p>K7000                      220-480v corded</p>	<p><b>HUSQVARNA</b></p>	-					
	<p>K2500                      Hydraulic</p>	<p><b>HUSQVARNA</b></p>	-					
	<p>K40                      Compressed Air</p>	<p><b>HUSQVARNA</b></p>	-					

# RESCUE DISC CUTTERS/CUT-OFF SAWS

POWER OUTPUT CC (equivalent)  (Hydraulic Pressure Flow-rate)	DURATION Default BATTERY Full FUEL Tank @ full revs in re-concrete	LENGTH	WIDTH	HEIGHT	BLADE MAX DIAMETER MAX CUT DEPTH SPINDLE DIAMETER	SOUND POWER PRESSURE  VIBRATION f=front r=rear	WATER FEED	TOOL-FREE FUEL/DISC	FUEL PUMP DECOMP.	CARRY STRAP CART	LED LIGHTS SCRENCH	UNDER-WATER/ CONFINED SPACE USE	NOTES	www.

**SEE TECHNICAL RESCUE #87** for this latest Guide -  
<https://accessandrescue.hflip.co/TechRescue87.html>  
 This is due to be updated and added here late March 2026

<p><b>IMAGES NOT TO SCALE</b>                      £\$€= Currency Conversion only- no duty/shipping  <b>OTHER TOOLS IN RANGE:</b>                      ■=Cut/Spread/Ram tools ■=Recip Saw ■=Lighting                      ■=Wood Chainsaw ■=Breaker/Drill                      ■=Ascender/Winch                      WATER FEED: ■Hose ½" ■HandPump ■BatteryPump                      ■= Option ~ approximate                      ●○= Partial feature/ OK, but not ideal</p>	<p><b>SERIES</b>  <b>MODEL</b>  <b>VARIANT</b>  <b>VOLTAGE/FUEL</b>                      product code</p>	<p><b>COMPANY</b></p>	<p><b>TOOLS IN RANGE</b></p>	<p><b>ORIGIN</b></p>	<p><b>COST</b>                      Default BATTERY                      inc tax / VAT</p>	<p><b>WEIGHT</b>                      TOOL ONLY                      exc Battery                      exc Fuel                      exc Disc</p>	<p><b>WEIGHT</b>                      Default BATTERY                      Full FUEL                      Tank                      Cutting Disc/                      Bar&amp;Chain</p>	<p><b>BATTERY Ah</b>  <b>OPTIONS</b>  <b>FUEL CAPACITY</b></p>
	<p>LXT                      DCE090xxx                      XEC01xxx                      36v (2x 18v)</p>	<p>MAKITA</p>	<p>■                      ■                      ■                      ■                      ■</p>	<p>●</p>				
	<p>XGT                      CE001xxx                      GEC01xxx                      80v (2x40v)</p>	<p>MAKITA</p>	<p>■                      ■                      ■                      ■                      ■</p>	<p>●</p>				
	<p>XGT                      CE002xxx                      GEC02xxx                      80v (2x40v)</p>	<p>MAKITA</p>	<p>■                      ■                      ■                      ■                      ■</p>	<p>●</p>				
	<p>XGT                      CE003xxx                      GEC03xxx                      40v</p>	<p>MAKITA</p>	<p>■                      ■                      ■                      ■                      ■</p>	<p>●</p>				
	<p>XGT                      CE004xxx                      40v</p>	<p>MAKITA</p>	<p>■                      ■                      ■                      ■                      ■</p>	<p>●</p>				
	<p>EK6101                      2 Stroke</p>	<p>MAKITA</p>	<p>■</p>	<p>●</p>				
	<p>EK8100*                      2 Stroke</p>	<p>MAKITA</p>	<p>■</p>	<p>●</p>				
	<p>EK7650H                      EK7651H                      4 Stroke</p>	<p>MAKITA</p>	<p>■</p>	<p>●</p>				



# RESCUE DISC CUTTERS/CUT-OFF SAWS

POWER OUTPUT CC (equivalent)  Hydraulic Pressure Flow-rate)	DURATION Default BATTERY Full FUEL Tank @ full revs in re-concrete	LENGTH	WIDTH	HEIGHT	BLADE MAX DIAMETER MAX CUT DEPTH SPINDLE DIAMETER	SOUND POWER PRESSURE  VIBRATION f=front r=rear	WATER FEED	TOOL-FREE FUEL/DISC	FUEL PUMP DECOMP.	CARRY STRAP CART	LED LIGHTS SCRENCH	UNDER-WATER/ CONFINED SPACE USE	NOTES	www.

**SEE TECHNICAL RESCUE #87** for this latest Guide -  
<https://accessandrescue.hflip.co/TechRescue87.html>  
 This is due to be updated and added here late March 2026

# NEW COMING Mar '26

IMAGES NOT TO SCALE £\$€= Currency Conversion only- no duty/shipping OTHER TOOLS IN RANGE: <span style="color: red;">■</span> =Cut/Spread/Ram tools <span style="color: green;">■</span> =Recip Saw <span style="color: yellow;">■</span> =Lighting <span style="color: orange;">■</span> =Wood Chainsaw <span style="color: purple;">■</span> =Breaker/Drill <span style="color: red;">■</span> =Ascender/Winch WATER FEED: <span style="color: black;">■</span> Hose ½" <span style="color: orange;">■</span> HandPump <span style="color: green;">■</span> BatteryPump <span style="border: 1px solid black; display: inline-block; width: 10px; height: 10px;"></span> = Option ~ approximate ○= Partial feature/ OK, but not ideal	SERIES MODEL VARIANT VOLTAGE/FUEL product code	COMPANY	TOOLS IN RANGE	ORIGIN	COST Default BATTERY inc tax / VAT	WEIGHT TOOL ONLY exc Battery exc Fuel exc Disc	WEIGHT Default BATTERY Full FUEL Tank Cutting Disc/ Bar&Chain	BATTERY Ah OPTIONS  FUEL CAPACITY
	M18 Forge FCOS230-121 18V 4933471696	MILWAUKEE	<span style="color: red;">■</span> <span style="color: purple;">■</span> <span style="color: green;">■</span> <span style="color: yellow;">■</span> <span style="color: orange;">■</span>					
	MX Fuel COS350G2 72V 4933464881 / 4933479969 / 4933480482	MILWAUKEE	<span style="color: yellow;">■</span> <span style="color: purple;">■</span>					
	DS06 Hydraulic DS06300001	STANLEY	<span style="color: orange;">■</span>	 				
	DS11 Hydraulic DS113000 UW	STANLEY	<span style="color: orange;">■</span>	 				
	DS12 Hydraulic DS1231801	STANLEY	<span style="color: orange;">■</span>	 				
	AP TSA 230.1 36V 4864-0116620	STIHL	<span style="color: red;">■</span> <span style="color: orange;">■</span>					
	AP TSA 300 36V TA02-0116600	STIHL	<span style="color: red;">■</span> <span style="color: orange;">■</span>					
	AP TSA 500 72V TA01-0116600	STIHL	<span style="color: red;">■</span> <span style="color: orange;">■</span>					

# RESCUE DISC CUTTERS/CUT-OFF SAWS

POWER OUTPUT CC (equivalent)  Hydraulic Pressure Flow-rate)	DURATION Default BATTERY Full FUEL Tank @ full revs in re-concrete	LENGTH	WIDTH	HEIGHT	BLADE MAX DIAMETER MAX CUT DEPTH SPINDLE DIAMETER	SOUND POWER PRESSURE  VIBRATION f=front r=rear	WATER FEED	TOOL-FREE FUEL/DISC	FUEL PUMP DECOMP.	CARRY STRAP CART	LED LIGHTS SCRECH	UNDER-WATER/ CONFINED SPACE USE	NOTES	www.

**SEE TECHNICAL RESCUE #87** for this latest Guide -  
<https://accessandrescue.hflip.co/TechRescue87.html>  
 This is due to be updated and added here late March 2026

**IMAGES NOT TO SCALE**

£\$€= Currency Conversion only- no duty/shipping

**OTHER TOOLS IN RANGE:**

■=Cut/Spread/Ram tools ■=Recip Saw ■=Lighting





■=Wood Chainsaw ■=Breaker/Drill

■=Ascender/Winch

WATER FEED: ■Hose ½" ■HandPump ■BatteryPump

□= Option ~ approximate


●= Partial feature/ OK, but not ideal

<p>IMAGES NOT TO SCALE                      £\$€= Currency Conversion only- no duty/shipping  <b>OTHER TOOLS IN RANGE:</b>                      ■=Cut/Spread/Ram tools ■=Recip Saw ■=Lighting                      ■=Wood Chainsaw ■=Breaker/Drill                      ■=Ascender/Winch                      WATER FEED: ■Hose ½" ■HandPump ■BatteryPump                      □= Option ~ approximate                      ●= Partial feature/ OK, but not ideal</p>	<p><b>SERIES</b>  <b>MODEL</b>  <b>VARIANT</b>  <b>VOLTAGE/FUEL</b>                      product code</p>	<p><b>COMPANY</b></p>	<p><b>TOOLS IN RANGE</b></p>	<p><b>ORIGIN</b></p>	<p><b>COST</b>                      Default <b>BATTERY</b>                      inc tax / VAT</p>	<p><b>WEIGHT TOOL ONLY</b>                      exc Battery                      exc Fuel                      exc Disc</p>	<p><b>WEIGHT</b>                      Default <b>BATTERY</b>                      Full <b>FUEL</b>                      Tank                      Cutting Disc/                      Bar&amp;Chain</p>	<p><b>BATTERY Ah OPTIONS</b>    <b>FUEL CAPACITY</b></p>
	<p>TS 410                      2 stroke                      4238-0112800</p>	<p><b>STIHL</b></p>	<p>■</p>					
	<p>TS 420                      2 stroke                      4238-0112810</p>	<p><b>STIHL</b></p>	<p>■</p>					



# FIRSTLOOK

TRENCH



## 360° Spherical Imaging Se

CONFINED SPACE

See More. Ac

# RESCUE DISC CUTTERS/CUT-OFF SAWS

POWER OUTPUT CC  (equivalent)  Hydraulic Pressure (Flow-rate)	DURATION Default BATTERY Full FUEL Tank @ full revs in re-concrete	LENGTH	WIDTH	HEIGHT	BLADE MAX DIAMETER MAX CUT DEPTH SPINDLE DIAMETER	SOUND POWER PRESSURE  VIBRATION f=front r=rear	WATER FEED	TOOL-FREE FUEL/DISC	FUEL PUMP DECOMP.	CARRY STRAP CART	LED LIGHTS SCRENCHE	UNDER-WATER/ CONFINED SPACE USE	NOTES	www.

**HIGH-ANGLE RESCUE**

**USAR**

**Search and Rescue Camera**

**Achieve More.**

[www.firstlook.net](http://www.firstlook.net)

<p><b>IMAGES NOT TO SCALE</b>                      £€= Currency Conversion only- no duty/shipping  <b>OTHER TOOLS IN RANGE:</b>                      ■=Cut/Spread/Ram tools ■=Recip Saw ■=Lighting                      ■=Wood Chainsaw ■=Breaker/Drill                      ■=Ascender/Winch                      WATER FEED: ■Hose ½" ■HandPump ■BatteryPump                      □= Option ~ approximate                      ●○= Partial feature/ OK, but not ideal</p>	<p><b>SERIES</b>  <b>MODEL</b>  <b>VARIANT</b>  <b>VOLTAGE/FUEL</b>                      product code</p>	<p><b>COMPANY</b></p>	<p><b>TOOLS IN RANGE</b></p>	<p><b>ORIGIN</b></p>	<p><b>COST</b>                      Default <b>BATTERY</b>                      inc tax / VAT</p>	<p><b>WEIGHT</b>                      TOOL ONLY                      exc Battery                      exc Fuel                      exc Disc</p>	<p><b>WEIGHT</b>                      Default <b>BATTERY</b>                      Full <b>FUEL</b>                      Tank                      Cutting                      Disc/                      Bar&amp;Chain</p>	<p><b>BATTERY</b>                      Ah  <b>OPTIONS</b>                        FUEL                      CAPACITY</p>
	<p>TS 440                      2 stroke                      4238-0112820</p>	<p><b>STIHL</b></p>	<p>■</p>					
	<p>TS 480i                      2 stroke                      4250-011-2804</p>	<p><b>STIHL</b></p>	<p>■</p>					
	<p>TS 500i                      2 stroke                      4250-0112810</p>	<p><b>STIHL</b></p>	<p>■</p>					
	<p>TS 700 Cutquik                      2 stroke                      4224-0112801US</p>	<p><b>STIHL</b></p>	<p>■</p>					
	<p>TS 800 Cutquik                      2 stroke                      4224-0112821US</p>	<p><b>STIHL</b></p>	<p>■</p>					
	<p>TSA 910i                      2 stroke                      TB01-0112820</p>	<p><b>STIHL</b></p>	<p>■</p>					
	<p>GS 461                      Rock Boss                      2 stroke                      4252-20000xx</p>	<p><b>STIHL</b></p>	<p>■</p>					
	<p>ZI BTS350T                      2 stroke                      -</p>	<p><b>ZIPPER</b></p>	<p>■</p>					

# RESCUE DISC CUTTERS/CUT-OFF SAWS

POWER OUTPUT CC <small>(equivalent) Hydraulic Pressure (Flow-rate)</small>	DURATION <small>Default BATTERY Full FUEL Tank @ full revs in re-concrete</small>	LENGTH	WIDTH	HEIGHT	BLADE MAX DIAMETER MAX CUT DEPTH SPINDLE DIAMETER	SOUND POWER PRESSURE  VIBRATION f=front r=rear	WATER FEED	TOOL-FREE FUEL/DISC	FUEL PUMP DECOMP.	CARRY STRAP CART	LED LIGHTS SCRENCH	UNDER-WATER/ CONFINED SPACE USE	NOTES	www.

**SEE TECHNICAL RESCUE #87** for this latest Guide -  
<https://accessandrescue.hflip.co/TechRescue87.html>  
 This is due to be updated and added here late March 2026

# 'All-in-One' EXTRICATION/ STABILISATION STRUTS

Despite having been around since the last century it seemed to take Fire and rescue services a while to fully embrace all-in-one struts - that is a telescopic load bearing strut integrated with a webbing strap to create a very stable triangle of opposing vector forces to deal with a high centre of gravity combined with a small footprint on the ground. The principle being that while the top of the strut wedges against the high part of a vehicle (normally on its side as the most unstable of loads), the webbing pulls the head down and the bottom of the vehicle towards the base of the strut thus stopping it from slipping away. The struts make a wobbly load into a rock-solid structure that is safe for rescuers to work in. This GUIDE is *not* intended to be an instructional article on how to stabilise with struts as that is a complex subject with a lot of variables.

Originally car stabilisation was a haphazard affair, if indeed it was undertaken at all. Then came wooden blocks of various sizes and types and often painted, the ex-serviceman's 'whitewashing' mentality ensuring the shiny gloss painted blocks had little traction and so provided minimal stability when these were used under vehicle sills. They were subsequently replaced by plastic blocks with interlocking nodes and ridges but the principle was the same - to fill in the space between the vehicle and the ground and neutralise the suspension, so that the vehicle became the rescue scene equivalent of a stable operating theatre bed.

This worked fine on upright saloon cars - they already had a low centre of gravity and a wide footprint on the ground. However, block towers were not effective on the higher sills of sports utility vehicles (hence the evolution of sliding stair blocks) or LGV's/Big Rigs and certainly not with cars on their side.

So in these latter cases there was either no effective stabilisation or ladders and rope were pressed into service for cars on their side as were USAR shores, which, with their massive load support capacity could easily be utilised on LGV/truck cabs and chassis. In the picture at right (middle), Philadelphia FD have used the equipment they had available to



improvise a stabilisation. In this case a Paratech shore with a 'come-along' winch to provide tension. However, the problem with these improvised systems and especially the ladder set-up for a car on its side, is that they are slow to put in place and quite labour intensive, especially for the minimal crew available on the first attendance and early on at an incident. Also note that USAR shores would likely not be available on the first attendance and be delayed until the later arrival of a rescue unit. So a solution was required ... which was one that was easily and rapidly placed by one rescuer, took little space in the already congested locker storage of the first attendance and which didn't have a prohibitive price tag. Enter the all-in one strut..... Weber's *StabFast* (left & right) was one of the first to integrate strut and straps comprising an extendible strut held in place by a single reel mounted ratchet strap, which can either fix to the vehicle directly from the strut base or by a sliding hook where the strap feeds out from the base and is also locked in, at or near the head, creating a highly effective tensioned buttress against the vehicle it is stabilising. Both roving deployments can be employed on cars and on LGV/big Fire and rescue services currently use a variety of labour intensive and sometimes less than optimal methods to deal with stabilising vehicles where there is a high centre of gravity combined with a small footprint on the ground. So it's probably useful to look at the specifics of all in one struts and the different versions available. However, this GUIDE is *not* intended to be an instructional article on how to stabilise with struts as that is a complex subject with a lot of variables.

Originally car stabilisation was a haphazard affair, if indeed it was undertaken at all. Then came wooden blocks of various sizes and types and often painted, the ex-serviceman's



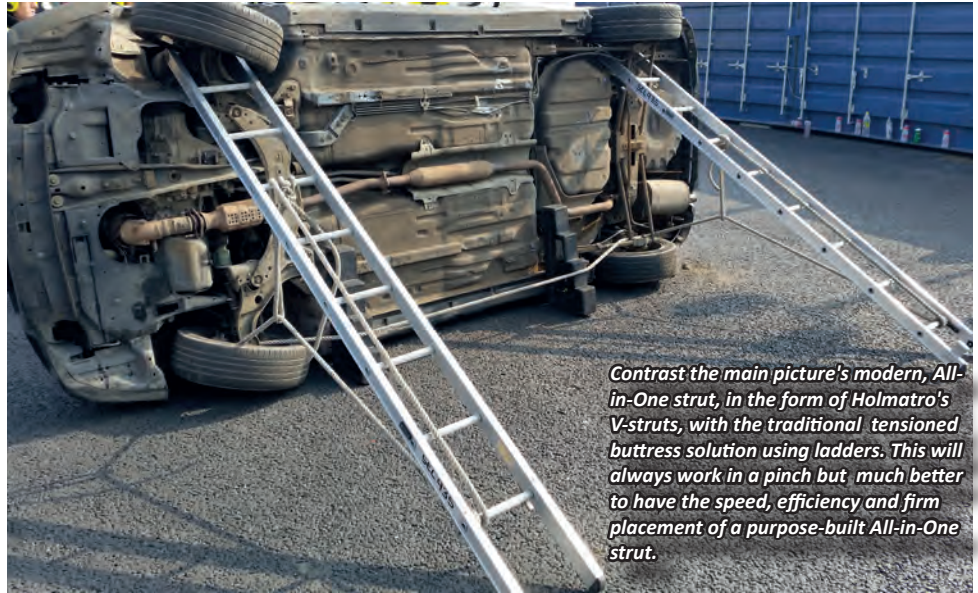
# ALL-in-ONE STABILISATION STRUTS

'whitewashing' mentality ensuring the shiny gloss painted blocks had little traction and so provided minimal stability when these were used under vehicle sills. They were subsequently replaced by plastic blocks with interlocking nodes and ridges but the principle was the same – to fill in the space between the vehicle and the ground and neutralise the suspension, so that the vehicle became the rescue scene equivalent of a stable operating theatre bed.

This worked fine on upright saloon cars – they already had a low centre of gravity and a wide footprint on the ground. However, block towers were not effective on the higher sills of sports utility vehicles (hence the evolution of sliding stair blocks) or LGV's/Big Rigs and certainly not with cars on their side.

So in these latter cases there was either no effective stabilisation or ladders and rope were pressed into service for cars on their side as were USAR shores, which, with their massive load support capacity could easily be utilised on LGV/ truck cabs and chassis. In the picture at right (middle), Philadelphia FD have used the equipment they had available to improvise a stabilisation. In this case a Paratech shore with a 'come-along' winch to provide tension. However, the problem with these improvised systems and especially the ladder set-up for a car on its side, is that they are slow to put in place and quite labour intensive, especially for the minimal crew available on the first attendance and early on at an incident. Also note that USAR shores would likely not be available on the first attendance and be delayed until the later arrival of a rescue unit. So a solution was required ...

... which was one that was easily and rapidly placed by one rescuer, took little space in the already congested locker storage of the first attendance and which didn't have a prohibitive price tag. Enter the all-in one strut..... Weber's StabFast (below-right) was one of the first to integrate strut and straps comprising an extendible strut held in place by a single reel mounted ratchet strap, which can either fix to the vehicle directly from the strut base or by a sliding hook where the strap feeds out from the base and is also locked in, at or near the head, creating a



*Contrast the main picture's modern, All-in-One strut, in the form of Holmatro's V-struts, with the traditional tensioned buttress solution using ladders. This will always work in a pinch but much better to have the speed, efficiency and firm placement of a purpose-built All-in-One strut.*

*RIGHT: The next step from ad-hoc stabilisation with ladders or wood was to borrow USAR struts (see guide on p148) and create a tensioned buttress with ratchet straps or, as in this case from an incident in Philadelphia, a come-along pulley. However, while you can only work with what you're presented with, be very wary of tensioning outside of the line of the strut. Struts like this Paratech work well enough but they may not be on first attending vehicles so availability and sheer bulk may be against them. Companies like Airshore quickly came up with mini strut sets aimed specifically at vehicle rescue and these too were a step up unless the vehicle was very large and heavy. Something else was needed and Weber in Germany felt they had the answer ....*



highly effective tensioned buttress against the vehicle it is stabilising. Both roving deployments can be employed on cars and on LGV/ big rig cabs and chassis.

Note that all of these struts both increase the footprint of any vehicle on the ground and at the same time have a high insertion point with which to counteract a high centre of gravity. Weber were the first to push this concept with the StabFast (pictured overleaf in a tricky tunnel incident in Germany ) and seemed to have the market to themselves for a few years before a number of specialist US strut manufacturers like Junkyard Dog, Rescue 42 and Res-Q-Jack introduced their own models followed by Holmatro with their V-Strut. Paratech didn't rest on their






stabilisation AND lift, a job normally requiring struts and lifting bags.

Anchoring the corner of force triangulation is a sturdy, free-running hook on the webbing running from foot to head and this is connected to any structural point low down on the vehicle, often this is one of the many holes and shapes on an alloy or regular 'spoked' wheel but can also be a part of the sill or an opening or bracket on the undercarriage/chassis or, as in the Weber example above, attached to the seat belt webbing. The heads may be a simple V or channel or may be a custom-designed multi-head with two or three grip options on the one head. This can be something of a compromise over a selection of specialist heads but it does speed things up and there's never a chance you'll misplace one of the heads.

over a selection of specialist heads but it does speed things up and there's never a chance you'll misplace one of the heads.



**IN THE FOLLOWING TABLES.....** We've included struts from *Junkyard Dog*, *Genesis* and *Res-Q-Jack* that technically aren't 'All-in-One' because the ratchet strap is not a complete and fixed element and others, like *Amkus* and *Hurst* could argue that they too could simply add a ratchet strap to their stand-alone struts. But these are sold as specific vehicle stabilisation struts or are part of a range that does include 'All-in-One' struts so they're close enough. Remember also that the range of adjustment for some, means that one strut will cover what might be two struts in another brand's range. The **Minimum** or retracted **LENGTH** in our tables is not the same as the stored length which might be lower once you take off a head and/or foot plate.

**COST:** VERY APPROXIMATE in many cases- just a rough guide

Any use, feature, accessory or component that is inherent in the tool is shown as a solid coloured square ■■■■

If it's an option it is shown as an outline square □□□□  
A circle ● in the 'USE' columns indicates that this feature is only partially present and/or is OK for that purpose but not ideal. A model variant is shown in cyan blue and any features or specifications that differ from the standard are also in cyan or will have a cyan outline to a black or orange square ■■.

**ORIGIN:** The company's home country, not necessarily the country of manufacture which is indicated by an inset flag or two equally sized flags if the tool is made in both countries. **ADJ RANGE** is the extension a plain strut can achieve.

**MAX WORK-LOAD @2:1** is effectively the WLL Working load limit with a 2:1 safety factor at **FULL\* & MINIMUM EXTENSION** (\*NOT including extension tubes and in tensile or columnar loading). Minimum Breaking Load would be double this figure. **HD, STD, LD** refers to the type of vehicle load the strut can handle: **Heavy Duty** for all types of vehicles inc. trucks/trains/trams. **STandard** for all cars and most Large Goods Vehicles/trucks and **LightDuty** for cars, vans and light trucks.

**STAKE HOLES** is a hole, eye or a shackle etc. that allows an anchor stake to be driven in on certain types of ground or more precarious positioning but in an ideal world a correctly positioned strut and straps will vector forces so as not to allow the strut to slip.

laurels either coming up with an all-in-one variant of their screw-adjust shores to produce one of the stronger models on the market (pic left). While the ratchet strap is intended to provide the necessary mechanical advantage to securely tension the strut, they all have their own methods for extending the strut - the Paratech, JD Z-Strut and RSQ X models use a screw thread to provide finite adjustment while most of the rest use incremental placement using familiar holes and pins like the Rescue 42 model (right) and simply change the angle slightly to get a firm placement. In all cases there are security measures to ensure you can't lose the pins or the 'pin' may actually be more of a sprung, shaped button as with the Holmatro V-Strut.

By far the largest range in this Guide is from Res-Q-Jack who have taken a leaf out of Paratech's book with a screw adjustment on their X struts plus incorporation of a removable jack onto most of their struts that allows actual lifting of the load. Obviously this is a cardinal sin in delicate stabilisation processes but there are many incidents when the ability to lift using an integrated strut already in play is very useful. In the picture below, Res-Q-Jack struts are performing a coordinated

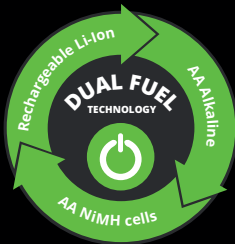




NEXT GENERATION  
HYBRID LIGHTING



# 9050 UTILITY LIGHT



01457 869999

PELIPRODUCTS.CO.UK

**IMAGES NOT to SCALE**

**HD, STD, LD** refers to the type of vehicle load the strut can handle: **Heavy Duty** for all types of vehicles inc. trucks/trains/trams. **STandarD** for all cars and most Large Goods Vehicles/trucks and **LightDuty** for cars, vans and light trucks.

COSTS are approximate ~. Some are only sold in **pairs**

IMAGE	MODEL	COMPANY	ORIGIN	APPROX COST each pair	WEIGHT	MIN LENGTH	MAX LENGTH
		<b>AOLAI</b>					
	Stabilisation	<b>COVEX</b>		£1900 \$2450 €2300	8.9kg 19.6lb	1150mm 45.27"	1950mm 76.77"
	Basic	<b>COVEX</b>		£1400 \$1800 €1200	10.6kg 23.3lb	1100mm 43"	1950mm 76.77"
	Kodiak	<b>GENESIS</b>		£1000 \$1265 €1210	4.8kg 10.5lb	686mm 27"	1067mm 42"
	V-Strut	<b>HOLMATRO</b>		£900 \$1100 €1060	7.9kg 17.4lb	1080mm 42.5"	1800mm 70.9"
	X-Tend Small	<b>JUNKYARD DOG INDUSTRIES</b>		£2160 \$2635 €2950	8.6kg 19lb	686mm 27"	1067mm 42"
	X-Tend Medium	<b>JUNKYARD DOG INDUSTRIES</b>		£2280 \$2780 €2780	11.3kg 25lb	990mm 39"	1625mm 64"
	X-Tend Large	<b>JUNKYARD DOG INDUSTRIES</b>		£2350 \$2800 €2860	12.2kg 27lb	1295mm 51"	2057mm 81"
	X-Tend HD Large	<b>JUNKYARD DOG INDUSTRIES</b>		£3350 \$4190 €4020	16.8kg 37lb	1295mm 51"	2057mm 81"
	Z-Strut Small	<b>JUNKYARD DOG INDUSTRIES</b>		£3660 \$4470 €4360	10.9kg 24lb	686mm 27"	1067mm 42"
	Z-Strut Medium	<b>JUNKYARD DOG INDUSTRIES</b>		£3750 \$4575 €4470	13.15kg 29lb	990mm 39"	1625mm 64"
	Z-Strut Large	<b>JUNKYARD DOG INDUSTRIES</b>		£4630 \$5650 €5510	14.5kg 32lb	1295mm 51"	2057mm 81"
	LVS10	<b>LEADER GROUP/PARATECH</b>		£900 \$1150 €1050	8.8kg 19.4lb	980mm 38.6"	1700mm 67"

# ALL-in-ONE STABILISATION STRUTS

	ADJ RANGE	MAX WORK LOAD @min2:1 extended	MAX WORK LOAD @min2:1 retracted	STRUT MATERIAL FEET/HEAD	STANDARDS	HD, STD, LD	USAR Capable	STAKE HOLES	ADJUSTMENT	HEAD OPTIONS & NOTES	WWW.
										WARNING - DIRECT, ILLEGAL COPY of HOLMATRO V-STRUT,	aolairescue.com
	800mm 31.5"	1500kg 3307lb	1500kg 3307lb	Alloy	CE	■	■	■	■		hobrand-algebra.nl
	850mm 33.77"	1500kg 3307lb	1500kg 3307lb	Steel	CE	■			□		hobrand-algebra.nl
	381mm 15"	4082kg 9000lb	9072kg 20000lb	Alloy			■	■	□	Pointed, V & Chain heads + Extensions tubes. Also by Genesis, Grizzly strut minus integrated webbing/ ratchet	genesisrescue.com
	720mm 28.4"	1632kg 3597lb	1632kg 3597lb	Alloy	CE	■		■	□	Locking holes at very small intervals. Squeeze and push mechanism for quick release after use. Serrated head for grip. Exhaust protection sleeve on webbing.	holmatro.com
	381mm 15"	2269kg 5000lb	2269kg 5000lb	Steel		■		■	□	Std, 90°, Pointed Heads. Comes with picket anchor and accessories bag. Adjusts in 6" increments. HD (no straps) also in range	jdind.com
	635mm 25"	2269kg 5000lb	2269kg 5000lb	Steel		■		■	□	Std, 90°, Pointed Heads. Comes with picket anchor and accessories bag. Adjusts in 6" increments. HD (no straps) also in range	jdind.com
	762mm 30"	2269kg 5000lb	2269kg 5000lb	Steel		■		■	□	Std, 90°, Pointed Heads. Adjusts in 6" increments.	jdind.com
	762mm 30"	4545kg 10000lb	4545kg 10,000lb	Steel		■		■	□	Std, 90°, Pointed Heads. Adjusts in 6" increments. X-Tend HD does NOT have integrated webbing/ratchet. All JDI struts are as strong extended as they are when retracted	jdind.com
	381mm 15"	2269kg 5000lb	2269kg 5000lb	Steel		■		■	■	Std, 90°, Pointed Heads. Comes with picket anchor and accessories bag.	jdind.com
	635mm 25"	2269kg 5000lb	2269kg 5000lb	Steel		■		■	■	Std, 90°, Pointed Heads. Comes with picket anchor and accessories bag.	jdind.com
	762mm 30"	2269kg 5000lb	2269kg 5000lb	Steel		■		■	■	Std, 90°, Pointed Heads. Comes with picket anchor and accessories bag.	jdind.com
	720mm 28.4"	4500kg 9921lb	4500kg 9921lb	Alloy			■	■	■	Chain wedge, pike, convex surface grip with belt hook location all in one	leadernorthamerica.com

<p><b>IMAGES NOT to SCALE</b>  <b>HD, STD,LD</b> refers to the type of vehicle load the strut can handle: <b>Heavy Duty</b> for all types of vehicles inc. trucks/trains/trams. <b>STandarD</b> for all cars and most Large Goods Vehicles/trucks and <b>LightDuty</b> for cars, vans and light trucks.                      COSTS are approximate ~ . Some are only sold in <b>pairs</b></p>	MODEL	COMPANY	ORIGIN	APPROX COST each pair	WEIGHT	MIN LENGTH	MAX LENGTH
	LQS/ QuickStrut	<b>LUKAS / HURST</b>		£1600 \$2000 €1900	5.1kg 11.2lb	1070mm 42.1"	1850mm 72.8"
	Supporter X2	<b>PARATECH</b>		£1150 \$1450 €1380	15.9kg 35lb	1016mm 40"	1661mm 65.4"
	TeleCrib Jr	<b>RESCUE 42</b>		£1780 \$2200 €2140	13.6kg 30lb	1041mm 41"	1753mm 69"
	GreenLite Short	<b>RES-Q-JACK</b>		£640 \$880 €770	14kg* 31lb*	1067mm 42"	1625.6mm 64"
	GreenLite Long	<b>RES-Q-JACK</b>		£720 \$990* €860	15.4kg* 34lb*	1372mm 54"	2222.5mm 87.5"
	Aluminum X Short	<b>RES-Q-JACK</b>		£1450 \$2005* €1750	13.6kg* 30lb*	1016mm 40"	1689mm 66.5"
	Aluminum X Long	<b>RES-Q-JACK</b>		£1650 \$2150* €1950	19kg* 42lb*	1384mm 54.5"	2216 mm 87.25"
	APEX Short	<b>RES-Q-JACK</b>		£1550 \$2200* €1850	15.4kg* 34lb*	1146mm 45.1"	1587mm 62.5"
	APEX Long	<b>RES-Q-JACK</b>		£1750 \$2300* €2090	20kg* 44lb*	1492mm 58.75"	2324mm 91.5"
	Auto X Short	<b>RES-Q-JACK</b>		£1000 \$1300 €1200	15.8kg* 35lb*	1118mm 44"	1695mm 66.75"
	Auto X Long	<b>RES-Q-JACK</b>		£1100 \$1420 €1320	17.8kg 38lb*	1384mm 54.5"	2216mm 87.25"
	Greenstab	<b>SCORPE</b>		£720 \$950 €850	(7) 19kg* (14.4)42lb	1064mm 41.9"	1804mm 71"

# ALL-in-ONE STABILISATION STRUTS

ADJ RANGE	MAX WORK LOAD @min2:1 extended	MAX WORK LOAD @min2:1 retracted	STRUT MATERIAL FEET/HEAD	STANDARDS	HD, STD, LD	USAR Capable	STAKE HOLES	ADJUSTMENT	HEAD OPTIONS & NOTES	WWW.
780mm 30.7"	500kg 1100lb	2170kg 4785lb	Alloy	CE	■		□		Discontinued in USA	lukas.com
330mm 13"	4536kg 10000lb	4536kg 10000lb	Alloy		■	■	■	■	Lifting extensions inc HydroFusion and driver attachments converting screw-thread strut to lifting. V, Cone & Chain Wedge heads.	paratech.com
712mm 28"	2269kg 5000lb	2269kg 5000lb	Kevlar Composite		■		■	□	Combi-Head	rescue42.com
558mm 22"	1133kg 2500lb	1133kg 2500lb	Steel		■	·	■	□	* Add 22lb for jack attachment. 1134kg/2500lb lift capacity. Ratchet strap <u>not</u> a fixed element. Swivel multi-head.	res-q-jack.com
850mm 33.5"	1133kg 2500lb	1133kg 2500lb	Steel		■	·	■	□	* Add \$456/ 22lb for jack attachment shown in pics. 1134kg/2500lb lift capacity. Swivel multi-head.	res-q-jack.com
673mm 26.5"	4399kg 9700lb	4399kg 9700lb	Alloy		■	□	■	□	* Add \$828/ 30lb for jack attachment. 2722kg/6000lb lift capacity. Swivel multi-head.	res-q-jack.com
832mm 32.75"	4399kg 9700lb	4399kg 9700lb	Alloy		■	□	■	□	* Add 30lb for jack attachment. 2722kg/6000lb lift capacity. Variant sold as 'Phoenix' Strut. Swivel multi-head.	res-q-jack.com
441mm 17.4"	3129kg 5669lb	6900kg 12500lb	Alloy		■	·	■	■	* Add \$975/27lb for jack attachment. 2722kg/6000lb lift capacity Can add tubes to extend up to 74.5" Swivel multi-head.	res-q-jack.com
832mm 32.75"	3129kg 5669lb	6900kg 12500lb	Alloy		■	·	■	■	* Add 27lb for jack attachment shown in pic. 2722kg/6000lb lift capacity. Can add tubes to extend up to 103.5". Swivel multi-head.	res-q-jack.com
577mm 22.75"	1474kg 3250lb	1474kg 3250lb	Alloy		■	·	■	■	* Add 22lb for jack attachment. 1134kg/2500lb lift capacity. Swivel multi-head.	res-q-jack.com
832mm 32.75"	1474kg 3250lb	1474kg 3250lb	Alloy		■	·	■	■	* Add 22lb for jack attachment. 1134kg/2500lb lift capacity. Swivel multi-head.	res-q-jack.com
740mm 29.1"	2000kg 4409lb	1814kg 4000lb	Alloy Steel		■	·		?	Built-in spirit level. * Wt from strut alone to kit inc webbing 5m Strap extension.Anchor plate for the foot + 20cm Connector	scorpe.net

# STRUCTURAL SHORING STRUTS

We've used the term 'structural' to differentiate these heavy duty struts intended to support quite massive loads from the lighter duty vehicle extrication struts. There is crossover of course and many vehicle stabilisation struts are easily tough enough to help shore a timber-structured house but they are 'light-duty' in terms of load support and instead designed for the relatively small weight of a leaning vehicle. In the image below right you can see a Paratech shoring strut capable of supporting a 22ton load being used as a vehicle stabilisation strut requiring a fraction of that load capacity. Shoring struts are great universal tools for everything from vehicle accidents, to downed trees, collapsed buildings and sagging trench walls as well as tripods/bipods/ monopods for rope rescue and 'crane' style load support or lifting and shifting - this aspect is covered in the Tripods/High Directional Guide.

We can divide shoring strut capabilities into four categories:

1) **STABILISATION:** The load is primarily downwards into the ground rather than directly onto the strut which is instead resisting lateral movement. Examples of this would be a brick wall being shored/stabilised using raker rails (title pic) or a vehicle on its side as shown on the right where a standard strut is being used in conjunction with a 'Come-Along' winch to triangulate the forces and prevent the vehicle 'submarining'. The inset picture shows a more bespoke version of the Paratech shoring strut designed specifically for vehicle stabilisation with integral ratchet strap.

2) **TOP LOAD SUPPORT:** Which can be the same thing as stabilisation except that the full or part-weight of a shored 'medium', which may be many tons over a protracted period, is applied to the strut either transversely as in columnar/vertical support or laterally

as with a trench wall in the SuperX pic left. In the case of vertical load support, a significant weight may be applied to the strut at the outset of installation or shortly afterwards and remain on that strut until the end of the incident or replacement by traditional timber or masonry shores. Lateral load support may change



from locational input forces only (the forces applied to engage the strut and keep it in position), to very significant loads if there is a shift in the substrate like further collapse of a trench wall. Paratech's tripod head allows an additional single strut to be used on top of the tripod legs to extend the

support height (pic above)





# STRUCTURAL SHORING STRUTS



them but can go on to lift/push the medium in the same way as an airbag. As a stabilisation strut, the ability to exert *a lifting force rather than simply provide firm initial placement, can be very dangerous in the hands of an inexperienced operator.* A delicately balanced, unstable load requires a very intricate and delicate placement to ensure that the situation is not made worse. So, although we have included some struts with a full 'structural' lifting capability like the *Holmatro H20, Paratech Hydrastut* and *Hydra'am* model, some are intended more for vehicle stabilisation like the *Genesis Kodiak* lifting

**3) UNDERSLUNG LOAD SUPPORT:** As a tripod, bipod/ A-frame, monopod or davit arm, with the use of specialised head and foot attachments struts can be used for regular rope rescue operations and lifting and shifting of very heavy loads like blocks of concrete, tree trunks or large animals. Load vectors are quite complex and rigging of high loads from an A-frame, monopod or off-centre tripod is an advanced procedure.

**4) LIFTING:** Hydraulic struts have very high lifting/pushing force but pneumatically pressurised struts (intended mainly for trench rescue) can also impart such a high force that they not only extend into position without the need to manually extend



**URU BEAM CLAMP**  
EASY TO SPELL - EASY TO RIG



# UPDATED Jun '25

struts and power-drill lifting option versus their *Tornado* structural struts (left).

Structural shoring struts are almost all alloy/aluminium tubes around 100mm/4" in diameter. Adjustable struts, indeed all struts, are strongest at their shortest and with the least amount of extension. As the secondary cylinder extends out of the main tube the load support capability reduces. The load capability is actually a lot higher than the specifications suggest because they are always a ratio of the total load. We have listed a minimum of 2:1 normally applied to struts applying a direct lift and therefore a precise load from the outset but for stabilisation, the load variance can be enormous so you would normally apply a safety ratio of around 4:1. There are still some old-school struts requiring manual extension and a large pin inserted into one of 4 or 6 correctly aligned holes in the telescoping tubes - primarily *ProSpan* (and *Genesis Rescue* and *Scorpe*) now that *IDEX* have discontinued the *Airshore*, and these remain pretty bombproof and affordable but these have largely transitioned into push-fit connections, sprung plunge-pin or push-button release. The *Holmatro Omnishore* is, at the time of writing, the newest bespoke shoring system and they have opted to use a total of 6 telescoping struts with no fixed-length extensions. Instead each sized strut can be coupled to ONE other strut via their '*Trident*' interlocking coupling on one end (pic right) with angled, interlocking fingers that don't allow any rotation or misalignment. . With any two struts you can pretty much span any distance you need without having to make calculations for a fixed-length extension. With two struts providing a telescoping section top and bottom the *Omnishore* can span from 30cm/1ft to 5.2m/17ft. Remember that the longer a shore and its extensions are, the smaller the load that it can take; *Paratech* recommend a maximum of 36" of extensions if joining more than one but for most **do not use more than one extension per strut.**

## BASIC STRUT DESIGN

The telescoping aluminium tube we mentioned earlier will either have a series of holes with which to adjust height to specific distances or a full length screw thread which allows finite length adjustment. Even the struts with holes spaced an inch or two inches apart like the *Prospan*, *Scorpe*\* and original *Airshore* (left) have additional adjustment on the collar via an angled top on which a pin will ride while you rotate using the keyhole-shaped extensions and then lock into position with that x-shaped screw. This allows an inch or two of more precise adjustment which can make the difference when trying to get a firm fit. The length of adjustment on the *Paratech*-style screw threaded tubes you can see on the right is 'captured' by a collar which will either be wound into place manually or may automatically follow the length of adjustment by pressurising pneumatically and then locking it at the approximate or in some cases, the exact point to which you raise it. Raising of the telescoping section can be manual or use compressed air cylinders, CO2 or even Nitrogen which is particularly useful when setting the struts remotely in dangerous situations like trench or structural collapse. The most dangerous time in shoring is on entry



Holmatro remote controller and multi-strut load sensor.  
Above-left: Holmatro single strut powered extender



Paratech Rescue Guardian - Load-shift sensor & alarm.  
Left: Paratech analogue single strut load monitor



to the scene and setting the struts **especially if the pressure settings enable your strut to impart a lift rather than simply engaging firmly - that's when your 'Jacks-Straws' of interlocking support members can come tumbling down!** The old *Airshore* strut below left, (in its *IDEX* blue livery rather than original red) best displays the traditional features still present on *Prospan*, *Genesis* and *Scorpe*\* ranges; the round red buttons are plunge pins for connecting foot and head attachments - this replaced simpler pins that you see on the adjustment collar. At the bottom is a valve for compressed air pressurisation of the strut and a pressure release 'screw' that allows you to release the strut from its fully loaded position or to set a pressure release level that doesn't allow the strut to impart a lift, just firm engagement. The original *Airshore* struts ultimately disappeared after being dropped from the *IDEX* (*Lukas/Hurst/Vetter*) ranges which would have left the field open for *Prospan* and the undisputed leader in this field, *Paratech*, had companies like *Holmatro*, *Resqtec* and *ResqJack* not stepped up with their own designs. *Holmatro* in particular were in the game early on with their *Powershore* range which was subsequently updated and improved with the *OmniShore* which has one strut in its array of 6 interconnecting pneumatic struts that can impart lift hydraulically if required. These are very slick and at the '*Rolls-Royce*' end of shoring with accessories like multiple strut load-monitoring, remote raising via electric pump and handheld controller plus a smaller single strut remote raising unit (pic top-left) and a single strut analogue load monitor which both *Holmatro* and *Paratech* have a version of. *Resqtec* grew out of lifting airbag pioneer *Zumro* and also have a slick, push-button range with precisely locking heads while *Paratech* didn't rest on their laurels coming up with upgraded locking systems and accessories which still sees them as having the largest range of struts and options. This includes their load monitoring and alarm module *Rescue Guardian* (pic p44) which can monitor up to 10 struts simultaneously and alarm audibly and via blue tooth to connected devices should there be an



Above: Holmatro Load Indicator

# Shoring reinvented.



**OmniShore**  
Safety secured.

First responders need shoring equipment that is as intuitive, versatile and smart as they are. That is why we have developed OmniShore, a shoring system reimaged from the ground up and designed in accordance with unparalleled standards of quality and safety.

Patented innovations such as the Trident Coupler and OmniLock system allow you to build unlimited applications with less parts, experience a seamless setup with less handling and take full control with less manpower.

Learn more at [holmatro.com/omnishore](http://holmatro.com/omnishore)



**holmatro**  
mastering power

overload or change in load which is particularly useful in trench rescue and earthquake situations. After each family of struts in our tables is a visual list of all of the foot and head accessories that fit that range of shores. This includes raker rails and walers for structural and trench shoring to spread the load and support across much larger areas. Spot-shoring, where the relatively small area of strut head/foot engages directly with the load is not recommended for particulate structures like brick/breeze block and unstable trench walls - these require much broader load support using boards and walers or the smaller 'spot-walers' shown on the ProSpan shore above which can be used without boards on more stable trench walls. Some of the tripod heads and larger feet require an angled clevis to be connected between the plate and the strut but the newest models from Holmatro, Reqttec, Paratech etc. will connect directly into the accessory as a locking, push-fit rather than needing to be manually pinned. However, do bear in mind that, excellent though these newer, easier and quicker to use struts are, the older style manual shores using pins are very forgiving of rough handling and neglect, we can attest to the fact that the Prospan TASS models for instance will continue to function decades after they've been decommissioned and left to corrode behind the workshop! There are too many



accessories to provide details in this particular article but we have listed all of the available spec for each accessory in the **USAR BUYERSGUIDE** available now on this link and due to be fully complete in late Summer.

**IN THE FOLLOWING TABLES.....**See our comprehensive Guide to shoring struts in the **USAR BUYERSGUIDE** for regular updates to this article and for a list of specs for each of the accessories (head, feet etc) shown in this article.

All load figures are in **metric tons/tonnes** equivalent to 1000kg and **US (short) tons** equivalent to 2000lbs or 0.9 of a metric ton NB: the use of the word 'ton' without defining short, long, US, UK or metric is best differentiated using 'tonne' for a metric ton. Any use,

feature, accessory or component that is inherent in the tool is shown as a solid coloured square ■■■■■ If it's an option it is shown as an outline square □□□□□

**USES** ■ Vehicle stabilisation ■ Light Structural (timber building etc) ■ Heavy concrete Structural & Trench ●●● USE or FEATURE is only partially present and/or is **OK but not ideal**. A model variant is shown in cyan blue and any features or specifications that differ from the standard version are also in cyan or will have a cyan outline to a black or orange square ■■■. **ORIGIN:** The company's home country, not necessarily the country of

**IMAGES NOT to SCALE** ■ Vehicle ■ Light Structural ■ Heavy Structural ●●● OK but ideal □□□□ = OPTION item - can be purchased separately from the strut. ~ = Approximate  
**ADJUSTMENT INCREMENTS:** The distance between each locking point. **FINITE** will lock at any point  
**PNEUMATIC** = Pneumatically extended with compressed air, CO2, Nitrogen etc  
**MANUAL**= extended by hand **HYD** = Hydraulically extended-NB: will impart high lift/push force  
**CONNECT: PUSH-FIT** = No tools or pins needed to connect extensions or accessories.  
**PIN** = a metal pin is manually placed to maintain the head/ext in position  
**AUTO** = the strut will automatically follow & lock in the extended position **MANUAL**= Locks with pins or may be a screw-thread collar wound up manually to lock the strut in the extended position  
**LIFT**= The strut will impart a pressurised lift **RATCHET ATTACHMENT**= Add-on strut-raising 'ratchet'  
**MONITOR:** Load cell or load-shift alarm **ELECTRIC RAISE** Extends the strut remotely -No high lift force

	<b>SERIES MODEL VARIANT</b>	<b>COMPANY</b>	<b>ORIGIN</b>	<b>USES</b>	<b>COST (each)</b> £\$ = Currency conversion only- no duty or shipping etc.
	<b>Tornado Airstrut B</b> ART.AS.B	<b>GENESIS RESCUE</b>		● ■ ■	N/A
	<b>Tornado Airstrut E</b> ART.AS.E547	<b>GENESIS RESCUE</b>		● ■ ■	N/A
	<b>Tornado Extension</b> ART.AS.18EXT	<b>GENESIS RESCUE</b>		■ ■ ■	N/A
	<b>Kodiak Lifting Device</b> 500.600.KLD	<b>GENESIS RESCUE</b>		■ ● ●	N/A
	<b>Kodiak ShortExtension</b> 15	<b>GENESIS RESCUE</b>		■ ■ ●	N/A
	<b>Kodiak LongExtension</b> 30	<b>GENESIS RESCUE</b>		■ ■ ●	N/A
	<b>ACCESSORIES</b>	<b>GENESIS RESCUE</b>		 	

See **USAR BUYERSGUIDE** for full spec on accessories

manufacture which is indicated by an inset flag or two equally sized flags if the tool is made in both countries. **COST:** rarely quoted because these are usually bulk agency purchases. We usually round up to the nearest Pound£/US Dollar\$/Euro€. Cost is for a basic strut excluding any accessories.

**WEIGHT:** weight minus any accessories

**ADJUSTMENT INCREMENTS:** The distance between locked positions, may be half an inch or **FINITE** where the strut will lock in the exact position of the load **STROKE:**The total length the strut will adjust from minimum to maximum extension. **PNEUMATIC:** Pneumatically extended with compressed air, CO2, Nitrogen etc **MANUAL:** extended by hand and either pinned or a screw collar may be spun up to meet the extension point. **HYD:** Hydraulically extended either by hand pump or we will see electric/battery power becoming more prevalent. Both hydraulic and pneumatic pressurisation have the advantage of being able to place the strut remotely without placing rescuers into the danger zone.

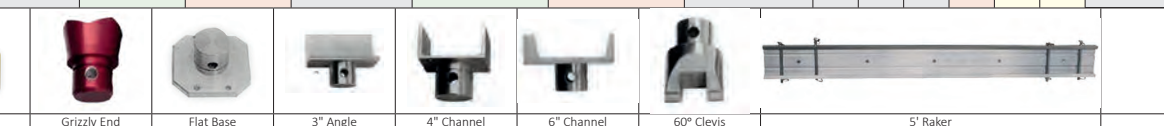
**CONNECT: PUSH-FIT** = No tools or pins are needed to lock together a strut and and accessory head/foot or extension or even two struts - they will either click into place automatically or an integral sprung plunge-pin does the job. **PIN:** a metal pin is manually placed to maintain the head/foot/extension in position.

**AUTO LOCKING COLLAR: AUTO** indicates that the strut will automatically default to a locked position during or after inflation/extension. A **LOCKING COLLAR** is manually locked

either by being screwed on a thread or by placement of metal pins through the tube and collar.

**LIFT** ■ the strut can either impart lift/raising (via pneumatics or a manual crank handle) or can have an optional lift attachment added □ A **RATCHET ATTACHMENT** is used to convert a shoring strut into an All-in-One strut for vehicle extrication where the cranked raising of the strut creates a triangulation (vectoring) of forces via webbing attached to the target load and the strut's base-plate. **(LOAD) MONITOR** = A load cell indicating load on the strut or an alarm to indicate over-load or load shift. **ELECTRIC RAISE:** an electric module to raise the strut (or coordinated struts) remotely without imparting the high lift forces. **It is vital that your load is in-line with the orientation of the strut usually at 90 degrees-unless it is an angled spot-load or distributed load using appropriately angled clevis and Raker-Rail/Waler combinations. if your target load starts to stray off-centre as it moves, the strut arrangement may become loose and collapse - this is why many larger strut heads have screw/nail holes to maintain their orientation. Load Capacities are for that strut/ext only. Joining struts & an extension=weaker.**

WEIGHT	MIN RETRACTED LENGTH	MAX EXTENDED LENGTH	ADJUSTMENT INCREMENTS /STROKE	MAX WORK LOAD @min2:1 RETRACTED t=metric tonnes	MAX WORK LOAD @min2:1 EXTENDED t=metric tonnes	STRUT MATERIAL OPERATING PRESSURE	PNEUMATIC MANUAL HYD	CONNECT: PUSH-FIT PIN	AUTO MANUAL LOCKING	LIFT RATCHET ATTACHMENT	MONITOR ELECTRIC RAISE	TRIPOD BIPOD MONOPOD	NOTES	WWW.
7.7kg 17lb	66cm 26"	94cm 37"	50mm/2" 28cm 11"	14.5t 16USton	7.25t 8USton	6061-T6 Alu Alloy 300 BAR 20.4psi	■ ■	■ ■	■	□ □	- -	- -		genesisrescue.com
16.3kg 36lb	137cm 54"	213cm 84"	50mm/2" 76.2cm 30"	11.3t 12.5USton	6.5t 7.25USton	6061-T6 Alu Alloy 300 BAR 20.4psi	■ ■	■ ■	■	□ □	- -	- -		genesisrescue.com
2.9kg 6.5lb	45.7cm 18"	-	-	14.5t 16USton	-	6061-T6 Alu Alloy -	■ ■	■ ■	■	□ □	- -	- -		genesisrescue.com
7kg 15.5lb	77.5cm 30.5"	113cm 44.5"	Finite 35.6cm 14"	2.26t 2.5USton	2.26t 2.5USton	6061-T6 Alu Alloy -	- -	- -	□	■ ■	- -	- -	Can also use a power drill to raise. CAUTION-exerts lift - primarily for vehicle stabilisation	genesisrescue.com
3.9kg 8.5lb	38cm 15"	-	-	18.1t 20USton	-	6061-T6 Alu Alloy -	- -	■	■	□ □	- -	- -		genesisrescue.com
~7kg 15.5lb	76cm 30"	-	-	18.1t 20USton	-	6061-T6 Alu Alloy -i	- -	■	■	□ □	- -	- -		genesisrescue.com



**IMAGES NOT to SCALE** ■ Vehicle ■ Light Structural ■ Heavy Structural ●●● OK but ideal □□□ = OPTION item - can be purchased separately from the strut. ~ = Approximate

**ADJUSTMENT INCREMENTS:** The distance between each locking point. **FINITE** will lock at any point

**PNEUMATIC** = Pneumatically extended with compressed air, CO2, Nitrogen etc

**MANUAL**= extended by hand **HYD** = Hydraulically extended-**NB: will impart high lift/push force**















**CONNECT: PUSH-FIT** = No tools or pins needed to connect extensions or accessories.

**PIN** = a metal pin is manually placed to maintain the head/ext in position


**AUTO** = the strut will automatically follow & lock in the extended position **MANUAL**= Locks with pins or may be a screw-thread collar wound up manually to lock the strut in the extended position

**LIFT**= The strut will impart a pressurised lift **RATCHET ATTACHMENT**= Add-on strut-raising 'ratchet'

**MONITOR:** Load cell or load-shift alarm **ELECTRIC RAISE** Extends the strut remotely -No high lift force

SERIES MODEL VARIANT	COMPANY	ORIGIN	USES	COST (each)	W
 <b>Omnishore M10</b> 151.001.601	<b>HOLMATRO</b>			N/A	3 7
 <b>Omnishore H20</b> 151.002.166	<b>HOLMATRO</b>			N/A	1 2
 <b>Omnishore P20-OL</b> 151.001.606 151.004.141	<b>HOLMATRO</b>			N/A	6 1
 <b>Omnishore P30-OL</b> 151.002.159 151.004142	<b>HOLMATRO</b>			N/A	8 1
 <b>Omnishore P40-OL</b> 151.002.023 151.004143	<b>HOLMATRO</b>			N/A	1 2
 <b>Omnishore P60-OL</b> 151.002.160 151.004144	<b>HOLMATRO</b>			N/A	1 3

**Omnishore ACCESSORIES**



**the most comprehensive guide to Water Rescue Equipment ever produced**



Available now during compilation which is expected to be completed in Summer 2025, after which new products and new product categories will be added continually. Our BUYERS GUIDES are **FREE TO ALL** as digital, page-turning publications and always on the same link so you can keep checking back for updates. You can download and print a pdf version if you have a lot of printer ink but the most up-to-date version will always be available on this link and/or via our website: [www.rescuemagazines.com](http://www.rescuemagazines.com)  
<https://accessandrescue.hflip.co/BuyersGuidetoWaterRescueEquipment.html>

**CONTENTS**

- PPE**
- Rescuer PFDs
- Dog/Animal PFDs
- Water Rescue Helmets
- Drysuits
- Ice Rescue Suits
- Water Rescue Boots
- Fins
- Gloves

**WATERCRAFT**

- Inflatable Paths/Platforms
- Inflatable Open-back Sleds
- Inflatable Rafts
- Short Boards (Sleds)
- Inflatable Rescue Boats
- RWCs
- Rescue Hovercraft
- Rescue Airboats

**ROPE/SOFTWARE**

- Water Rescue Ropes
  - Throwbags
  - Water-Tight Bags
- TECHNOLOGY/TOOLS**
- W/P Aerial UAVs
  - Subsea ROVs
  - Surface Drones
  - Underwater Cameras
  - Sonar Systems/Arrays
  - Water Rescue Knives

# STRUCTURAL SHORING STRUTS

WEIGHT	MIN RETRACTED LENGTH	MAX EXTENDED LENGTH	ADJUSTMENT INCREMENTS /STROKE	MAX WORK LOAD @min2:1 RETRACTED t=metric tonnes	MAX WORK LOAD @min2:1 EXTENDED t=metric tonnes	STRUT MATERIAL  OPERATING PRESSURE	OPTIONS						NOTES	WWW.
							PNEUMATIC MANUAL HYD	CONNECT: PUSH-FIT PIN	AUTO MANUAL LOCKING	LIFT RATCHET ATTACHMENT	MONITOR ELECTRIC RAISE	TRIPOD BIPOD MONOPOD		
3.6kg 7.9lb	28.5cm 11.2"	47cm 18.5"	finite 18.5cm 7.3"	22.9t 25.2USton	22.9t 25.2USton	Alu Alloy 12BAR 174 psi	<input type="checkbox"/>	<input checked="" type="checkbox"/>	<input type="checkbox"/>	<input type="checkbox"/>	<input type="checkbox"/>		holmatro.com	
1.4kg 5.1lb	61.3cm 24.1"	115.3cm 45.4"	finite 54cm 21.3"	22.9t 25.2USton	22.9t 25.2USton	Alu Alloy 720 BAR 10443 psi	<input type="checkbox"/>	<input checked="" type="checkbox"/>	<input type="checkbox"/>	<input checked="" type="checkbox"/>	<input type="checkbox"/>	2-stage telescoping, hydraulic strut can be attached to any other strut in this range	holmatro.com	
5.7kg 12.4lb	56cm 22"	77.5cm 30.5"	finite 21.5cm 8.5"	22.9t 25.2USton	22.9t 25.2USton	Alu Alloy 12BAR 174 psi	<input type="checkbox"/>	<input checked="" type="checkbox"/>	<input type="checkbox"/>	<input type="checkbox"/>	<input type="checkbox"/>	OL= add-on Auto-Locking collar	holmatro.com	
3.8kg 9.4lb	76cm 29.9"	111.5cm 45.5"	finite 39.5cm 15.6"	22.9t 25.2USton	22.9t 25.2USton	Alu Alloy 12 BAR 174 psi	<input type="checkbox"/>	<input checked="" type="checkbox"/>	<input type="checkbox"/>	<input type="checkbox"/>	<input type="checkbox"/>	Shown with optional LockNut. OL= add-on Auto-Locking collar	holmatro.com	
1.9kg 6.2lb	105.5cm 41.5"	165cm 65"	finite 59.5cm 23.4"	22.9t 25.2USton	22.7t 25USton	Alu Alloy 12 BAR 174 psi	<input type="checkbox"/>	<input checked="" type="checkbox"/>	<input type="checkbox"/>	<input type="checkbox"/>	<input type="checkbox"/>	OL= add-on Auto-Locking collar	holmatro.com	
1.8kg 9.7lb	162cm 63.8"	265cm 104.3"	finite 103cm 40.6"	22.9t 25.2USton	17t 18.7USton	Alu Alloy 12 BAR 174 psi	<input type="checkbox"/>	<input checked="" type="checkbox"/>	<input type="checkbox"/>	<input type="checkbox"/>	<input type="checkbox"/>	OL= add-on Auto-Locking collar	holmatro.com	





























**FIRSTLOOK**  
**USAR**

SEE MORE.  
ACHIEVE MORE.

www.firstlook.net

**IMAGES NOT to SCALE** ■ Vehicle ■ Light Structural ■ Heavy Structural ●●● OK but ideal  
 □□□□ = OPTION item - can be purchased separately from the strut. ~ = Approximate  
**ADJUSTMENT INCREMENTS:** The distance between each locking point. **FINITE** will lock at any point  
**PNEUMATIC** = Pneumatically extended with compressed air, CO2, Nitrogen etc  
**MANUAL**= extended by hand **HYD** = Hydraulically extended-NB: will impart high lift/push force  
**CONNECT:** **PUSH-FIT** = No tools or pins needed to connect extensions or accessories.  
**PIN** = a metal pin is manually placed to maintain the head/ext in position  
**AUTO** = the strut will automatically follow & lock in the extended position **MANUAL**= Locks with pins or may be a screw-thread collar wound up manually to lock the strut in the extended position  
**LIFT**= The strut will impart a pressurised lift **RATCHET ATTACHMENT**= Add-on strut-raising 'ratchet'  
**MONITOR:** Load cell or load-shift alarm **ELECTRIC RAISE** Extends the strut remotely -No high lift force

	<b>SERIES MODEL VARIANT</b>	<b>COMPANY</b>	<b>ORIGIN</b>	<b>USES</b>	<b>COST (each)</b> £\$€ = Currency conversion only- no duty or shipping etc.
	<b>Acme Thread 12-15"</b> 22-796212	<b>PARATECH</b>		■ Vehicle ■ Light Structural ■ Heavy Structural	●●● OK but ideal \$340 \$460 €404
	<b>Acme Thread 19-25"</b> 22-796206	<b>PARATECH</b>		■ Vehicle ■ Light Structural ■ Heavy Structural	●●● OK but ideal £496 \$670 €589
	<b>Acme Thread 25-36"</b> 22-796200	<b>PARATECH</b>		■ Vehicle ■ Light Structural ■ Heavy Structural	●●● OK but ideal £571 \$772 €678
	<b>Acme Thread 37-58"</b> 22-796202	<b>PARATECH</b>		■ Vehicle ■ Light Structural ■ Heavy Structural	●●● OK but ideal £714 \$965 €848
	<b>Acme Thread 56-88"</b> 22-796204	<b>PARATECH</b>		■ Vehicle ■ Light Structural ■ Heavy Structural	●●● OK but ideal £962 \$1300 €1142
	<b>LockStroke 19-25"</b> 22-796006	<b>PARATECH</b>		■ Vehicle ■ Light Structural ■ Heavy Structural	●●● OK but ideal £744 \$1005 €883
	<b>LockStroke 25-36"</b> 22-796000	<b>PARATECH</b>		■ Vehicle ■ Light Structural ■ Heavy Structural	●●● OK but ideal £880 \$1190 €1046
	<b>LockStroke 36-57"</b> 22-796002	<b>PARATECH</b>		■ Vehicle ■ Light Structural ■ Heavy Structural	●●● OK but ideal £932 \$1260 €1107
	<b>LockStroke 55-89"</b> 22-796004	<b>PARATECH</b>		■ Vehicle ■ Light Structural ■ Heavy Structural	●●● OK but ideal £1242 \$1680 €1475
	<b>Lock/Acme Extension 6"</b> 22-796017	<b>PARATECH</b>		■ Vehicle ■ Light Structural ■ Heavy Structural	●●● OK but ideal £193 \$260 €229
	<b>Lock/Acme Extension 12"</b> 22-796012	<b>PARATECH</b>		■ Vehicle ■ Light Structural ■ Heavy Structural	●●● OK but ideal £204 \$275 €242
	<b>Lock/Acme Extension 24"</b> 22-796024	<b>PARATECH</b>		■ Vehicle ■ Light Structural ■ Heavy Structural	●●● OK but ideal £261 \$352 €309
	<b>Lock/Acme Extension 36"</b> 22-796036	<b>PARATECH</b>		■ Vehicle ■ Light Structural ■ Heavy Structural	●●● OK but ideal £341 \$461 €405



WEIGHT	MIN RETRACTED LENGTH	MAX EXTENDED LENGTH	ADJUSTMENT INCREMENTS /STROKE	MAX WORK LOAD @min2:1 RETRACTED t=metric tonnes	MAX WORK LOAD @min2:1 EXTENDED t=metric tonnes	STRUT MATERIAL  OPERATING PRESSURE	OPTIONS							NOTES	WWW.	
							PNEUMATIC	MANUAL	HYD	CONNECT: PUSH-FIT	PIN	AUTO MANUAL LOCKING	LIFT RATCHET ATTACHMENT			MONITOR ELECTRIC RAISE
3kg 6.6lb	31cm 12"	38cm 15"	Finite 7.6cm 3"	19.95t 22USton	19.95t 22USton	Alu Alloy 8.1-14.8 BAR 116-215 psi	-	■	■	■	-	-	□	□	Threaded shaft allows infinite and finite locking positions	paratech.com
1.1kg 2.4lb	48cm 19"	64cm 25"	Finite 15.2cm 6"	19.95t 22USton	19.95t 22USton	Alu Alloy 8.1-14.8 BAR 116-215 psi	-	■	■	■	-	-	□	□	Threaded shaft allows infinite and finite locking positions	paratech.com
1.8kg 4.9lb	64cm 25"	91cm 36"	Finite 28cm 11"	19.95t 22USton	18t 19.8USton	Alu Alloy 8.1-14.8 BAR 116-215 psi	-	■	■	■	□	-	□	□	Threaded shaft allows infinite and finite locking positions	paratech.com
2.2kg 4.9lb	94cm 37"	147cm 58"	Finite 53.3cm 21"	18t 19.8USton	15.35t 16.9USton	Alu Alloy 8.1-14.8 BAR 116-215 psi	-	■	■	■	□	-	□	□	Threaded shaft allows infinite and finite locking positions	paratech.com
4.8kg 10.6lb	142cm 56"	224cm 88"	Finite 81.3cm 32"	15.35t 16.9USton	11t 12USton	Alu Alloy 8.1-14.8 BAR 116-215 psi	-	■	■	■	-	-	□	□	Threaded shaft allows infinite and finite locking positions	paratech.com
1.8kg 4.0lb	100cm 19"	63.5cm 25"	1cm 0.4" 15.2cm 6"	19.95t 22USton	19.95t 22USton	Alu Alloy 8.1-14.8 BAR 116-215 psi	-	■	■	■	-	-	□	□	Auto-locking collar in 1cm/0.4" increments	paratech.com
1.5kg 3.3lb	64cm 25"	91cm 36"	1cm 0.4" 28cm 11"	19.95t 22USton	18t 19.8USton	Alu Alloy 8.1-14.8 BAR 116-215 psi	-	■	■	■	-	-	□	□	Auto-locking collar in 1cm/0.4" increments	paratech.com
2.9kg 6.4lb	91cm 36"	144.8cm 57"	1cm 0.4" 53.3cm 21"	18t 19.8USton	15.35t 16.9USton	Alu Alloy 8.1-14.8 BAR 116-215 psi	-	■	■	■	-	-	□	□	Auto-locking collar in 1cm/0.4" increments	paratech.com
6.2kg 13.7lb	139.7cm 55"	226cm 89"	1cm 0.4" 86.4cm 34"	15.35t 16.9USton	11t 12USton	Alu Alloy 8.1-14.8 BAR 116-215 psi	-	■	■	■	-	-	□	□	Auto-locking collar in 1cm/0.4" increments	paratech.com
1.7kg 3.8lb	15cm 6"	-	-	20t 22USton	-	Alu Alloy -	-	■	■	■	-	-	□	□	To fit Acme Thread AND/OR LockStroke Struts	paratech.com
1.1kg 2.4lb	30cm 12"	-	-	20t 22USton	-	Alu Alloy -	-	■	■	■	-	-	□	□	To fit Acme Thread AND/OR LockStroke Struts	paratech.com
1.2kg 2.7lb	61cm 24"	-	-	20t 22USton	-	Alu Alloy -	-	■	■	■	-	-	□	□	To fit Acme Thread AND/OR LockStroke Struts	paratech.com
1.4kg 3.1lb	91cm 36"	-	-	18t 19.8USton	-	Alu Alloy -	-	■	■	■	-	-	□	□	To fit Acme Thread AND/OR LockStroke Struts	paratech.com

**IMAGES NOT to SCALE** ■ Vehicle ■ Light Structural ■ Heavy Structural ● OK but ideal  
 □ □ □ = OPTION item - can be purchased separately from the strut. ~ = Approximate  
**ADJUSTMENT INCREMENTS:** The distance between each locking point. **FINITE** will lock at any point  
**PNEUMATIC** = Pneumatically extended with compressed air, CO2, Nitrogen etc  
**MANUAL**= extended by hand **HYD** = Hydraulically extended-NB: will impart high lift/push force  
**CONNECT: PUSH-FIT** = No tools or pins needed to connect extensions or accessories.  
**PIN** = a metal pin is manually placed to maintain the head/ext in position  
**AUTO** = the strut will automatically follow & lock in the extended position **MANUAL**= Locks with pins or may be a screw-thread collar wound up manually to lock the strut in the extended position  
**LIFT**= The strut will impart a pressurised lift **RATCHET ATTACHMENT**= Add-on strut-raising 'ratchet'  
**MONITOR:** Load cell or load-shift alarm **ELECTRIC RAISE** Extends the strut remotely -No high lift force

IMAGE	SERIES MODEL VARIANT	COMPANY	ORIGIN	USES	COST (each) £\$€ = Currency conversion only- no duty or shipping etc.	WEIGHT
	<b>AcmeThread Strut Driver</b> 22-796200SD	<b>PARATECH</b>	USA	Vehicle Light Structural	\$3698 \$5002 €4394	10 22
	<b>AcmeThread Strut Driver</b> 22-796202SD	<b>PARATECH</b>	USA	Vehicle Light Structural	£4121 \$5574 €4897	13 29
	<b>LongShore 203</b> 22-796710	<b>PARATECH</b>	USA	Vehicle Light Structural	£978 \$1322 €1162	7. 1
	<b>LongShore 304</b> 22-796720	<b>PARATECH</b>	USA	Vehicle Light Structural	£1237 \$1673 €1470	10 2
	<b>LongShore 406</b> 22-796730	<b>PARATECH</b>	USA	Vehicle Light Structural	£1480 \$2001 €1758	12 2
	<b>LongShore 610</b> 22-796360	<b>PARATECH</b>	USA	Vehicle Light Structural	£1752 \$2360 €2073	18 4
	<b>LongShore 1016</b> 22-796390	<b>PARATECH</b>	USA	Vehicle Light Structural	£2675 \$3618 €3178	30 6
	<b>LongShore Ext 135</b> 22-796341	<b>PARATECH</b>	USA	Vehicle Light Structural	£407 \$550 €483	0 0
	<b>LongShore Ext 235</b> 22-796342	<b>PARATECH</b>	USA	Vehicle Light Structural	£510 \$690 €606	4. 9
	<b>LongShore Ext 435</b> 22-796356	<b>PARATECH</b>	USA	Vehicle Light Structural	£715 \$966 €849	6. 1
	<b>LongShore Ext 635</b> 22-796376	<b>PARATECH</b>	USA	Vehicle Light Structural	£923 \$1240 €1090	9. 2
	<b>LongShore Adjustable Brace B23</b> 22-796348	<b>PARATECH</b>	USA	Vehicle Light Structural	£747 \$1011 €888	6. 1
	<b>LongShore Adjustable Brace B57</b> 22-796350	<b>PARATECH</b>	USA	Vehicle Light Structural	£1020 \$1377 €1210	14 32

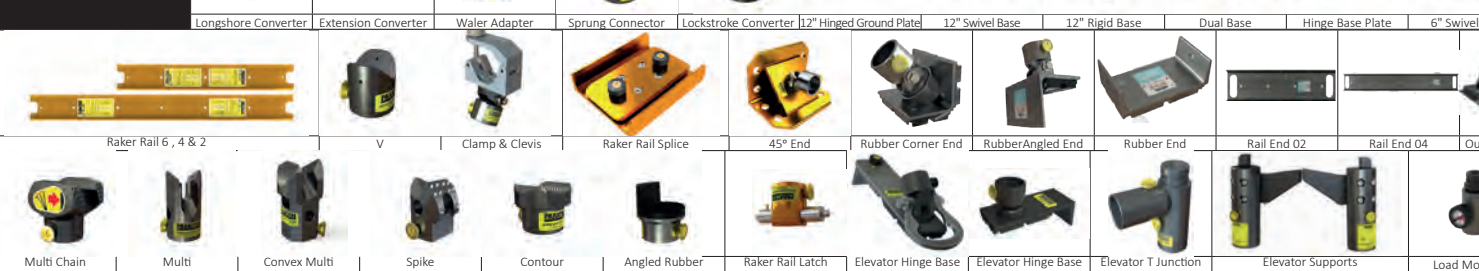
OPTIONS

WEIGHT	MIN RETRACTED LENGTH	MAX EXTENDED LENGTH	ADJUSTMENT INCREMENTS /STROKE	MAX WORK LOAD @min2:1 RETRACTED t=metric tonnes	MAX WORK LOAD @min2:1 EXTENDED t=metric tonnes	STRUT MATERIAL  OPERATING PRESSURE	OPTIONS						NOTES	WWW.
							PNEUMATIC MANUAL HYD	CONNECT: PUSH-FIT PIN	AUTO MANUAL LOCKING	LIFT RATCHET ATTACHMENT	MONITOR ELECTRIC RAISE	TRIPOD BIPOD MONOPOD		
.2kg .6lb	64cm 25"	91cm 36"	1cm 0.4" 28cm 11"	2.7t 3USton	2.7t 3USton	Alu Alloy -	■		■	-	-	<input type="checkbox"/>	Geared Driver uses manual handle to raise the strut	paratech.com
.4kg .6lb	94cm 37"	147cm 58"	1cm 0.4" 53.3cm 21"	2.7t 3USton	2.7t 3USton	Alu Alloy -	■		■	-	-	<input type="checkbox"/>	Geared Driver uses manual handle to raise the strut	paratech.com
.3kg .6lb	66cm 26"	91cm 36"	finite 25cm 10"	19.95t 22USton	18t 19.8USton	Alu Alloy 8.1-14.8 BAR 116-215 psi	■	■	■	-	-	<input type="checkbox"/>	Always default to a locked position during/after inflation via air, CO2 or Nitrogen	paratech.com
.0kg 2lb	91cm 36"	127cm 50"	finite 36cm 14"	18t 19.8USton	16.2t 17.9USton	Alu Alloy 8.1-14.8 BAR 116-215 psi	■	■	■	-	-	<input type="checkbox"/>	Always default to a locked position during/after inflation via air, CO2 or Nitrogen	paratech.com
.7kg 8lb	122cm 48"	185cm 73"	finite 63cm 25"	19.95t 22USton	12.8t 14.1USton	Alu Alloy 8.1-14.8 BAR 116-215 psi	■	■	■	-	-	<input type="checkbox"/>	Always default to a locked position during/after inflation via air, CO2 or Nitrogen	paratech.com
.6kg 1lb	183cm 72"	295cm 116"	finite 112cm 44"	12.8t 14.1USton	16.3t 18USton	Alu Alloy 8.1-14.8 BAR 116-215 psi	■	■	■	-	-	<input type="checkbox"/>	Always default to a locked position during/after inflation via air, CO2 or Nitrogen	paratech.com
.2kg 7lb	290cm 114"	503cm 198"	finite 213cm 84"	7.7t 8.45USton	1.8t 2USton	Alu Alloy 8.1-14.8 BAR 116-215 psi	■	■	■	-	-	<input type="checkbox"/>	Always default to a locked position during/after inflation via air, CO2 or Nitrogen. 812 Discontinued	paratech.com
.0kg 0lb	30.5cm 12"	-	-	19.95t 22USton	-	Alu Alloy -	■	■	■	-	-	<input type="checkbox"/>		paratech.com
.1kg 9lb	61cm 24"	-	-	19.95t 22USton	-	Alu Alloy -	■	■	■	-	-	<input type="checkbox"/>		paratech.com
.8kg 5lb	122cm 48"	-	-	16.2t 17.9USton	-	Alu Alloy -	■	■	■	-	-	<input type="checkbox"/>		paratech.com
.1kg 0lb	170cm 67"	-	-	12.8t 14.1USton	-	Alu Alloy -	■	■	■	-	-	<input type="checkbox"/>		paratech.com
.8kg 5lb	66cm 26"	91cm 36"	finite 24.5cm 10"	00t 00USton	-	Alu Alloy -	■	■	■	-	-	<input type="checkbox"/>	Threaded shaft for length adjustment on raker and support bracing	paratech.com
.5kg .7lb	152cm 60"	216cm 85"	finite 63.5cm 25"	00t 00USton	-	Alu Alloy -	■	■	■	-	-	<input type="checkbox"/>	Threaded shaft for length adjustment on raker and support bracing	paratech.com

**IMAGES NOT TO SCALE** ■ Vehicle ■ Light Structural ■ Heavy Structural ● OK but ideal  
 □ □ □ □ = OPTION item - can be purchased separately from the strut. ~ = Approximate  
**ADJUSTMENT INCREMENTS:** The distance between each locking point. **FINITE** will lock at any point  
**PNEUMATIC** = Pneumatically extended with compressed air, CO2, Nitrogen etc  
**MANUAL**= extended by hand **HYD** = Hydraulically extended-**NB: will impart high lift/push force**  
**CONNECT: PUSH-FIT** = No tools or pins needed to connect extensions or accessories.  
**PIN** = a metal pin is manually placed to maintain the head/ext in position  
**AUTO** = the strut will automatically follow & lock in the extended position **MANUAL**= Locks with pins or may be a screw-thread collar wound up manually to lock the strut in the extended position  
**LIFT**= The strut will impart a pressurised lift **RATCHET ATTACHMENT**= Add-on strut-raising 'ratchet'  
**MONITOR:** Load cell or load-shift alarm **ELECTRIC RAISE** Extends the strut remotely -No high lift force

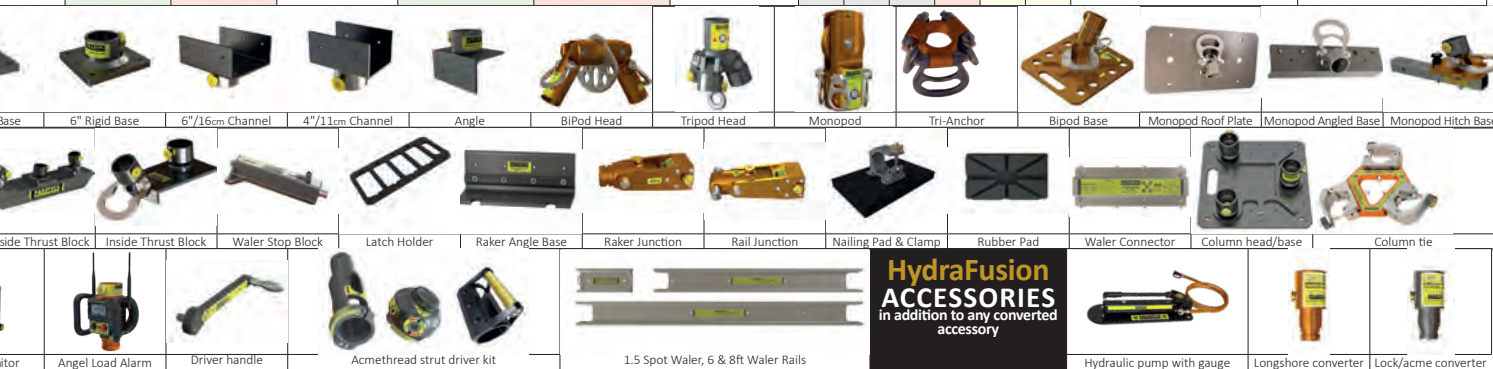
SERIES MODEL VARIANT	COMPANY	ORIGIN	USES	COST (each) £\$€ = Currency conversion only- no duty or shipping etc.	WT
<b>Damage Control Shore 03</b> 22-798S03	<b>PARATECH</b>		● £1508 ■ \$2040 ● €1789	6 13	
<b>Damage Control Shore 06</b> 22-798S06	<b>PARATECH</b>		● £2070 ■ \$2800 ● €2456	13 28	
<b>Damage Control Shore 10</b> 22-798S10	<b>PARATECH</b>		● £2440 ■ \$3300 ● €2902	13 33	
<b>Damage Control Ext 01</b> 22-798X01	<b>PARATECH</b>		● £544 ■ \$735 ● €645	2 6	
<b>Damage Control Ext 02</b> 22-798X02	<b>PARATECH</b>		● £673 ■ \$910 ● €798	4 9	
<b>Damage Control Ext 04</b> 22-798X04	<b>PARATECH</b>		● £927 ■ \$1254 ● €1100	13	
<b>Damage Control Brace</b> 22-798B01	<b>PARATECH</b>		● £979 ■ \$1324 ● €1161	0 0	
<b>HydraFusion Strut 04</b> 22-79HA04K	<b>PARATECH</b>		■ £2850 ■ \$3854 ● €3385	8 18	
<b>HydraFusion Strut 10</b> 22-79HA10K	<b>PARATECH</b>		■ £3310 ■ \$4474 ● €3930	13 28	
<b>HydraFusion Strut 16</b> 22-79HA16K	<b>PARATECH</b>		■ £3770 ■ \$5095 ● €4475	16 33	

**ALL Paratech Series ACCESSORIES**  
IMAGES NOT TO SCALE



OPTIONS

WEIGHT	MIN RETRACTED LENGTH	MAX EXTENDED LENGTH	ADJUSTMENT INCREMENTS /STROKE	MAX WORK LOAD @min2:1 RETRACTED t=metric tonnes	MAX WORK LOAD @min2:1 EXTENDED t=metric tonnes	STRUT MATERIAL OPERATING PRESSURE	PNEUMATIC MANUAL HYD	CONNECT: PUSH-FIT PIN	AUTO MANUAL LOCKING	LIFT RATCHET ATTACHMENT	MONITOR ELECTRIC RAISE	TRIPOD BIPOD MONOPOD	NOTES	WWW.
1.2kg 3.7lb	66cm 25"	91cm 36"	28cm 11"	20t 22USton	20t 22USton	Anodized Aircraft Alu -	- -	- -	- -	- -	- -	- -	corrosion proof for marine environments. For sealing of hull ruptures on ships	paratech.com
1.8kg 26lb	122cm 47"	185cm 73"	66cm 26"	20t 22USton	20t 22USton	Anodized Aircraft Alu -	- -	- -	- -	- -	- -	- -	corrosion proof for marine environments. For sealing of hull ruptures on ships	paratech.com
7.8kg 9.3lb	183cm 71"	295cm 116"	114cm 45"	20t 22USton	14.5t 16USton	Anodized Aircraft Alu -	- -	- -	- -	- -	- -	- -	corrosion proof for marine environments. For sealing of hull ruptures on ships	paratech.com
1.9kg 5.3lb	30.5cm 12"	-	-	20t 22USton	20t 22USton	Anodized Aircraft Alu -	- -	- -	- -	- -	- -	- -	corrosion proof for marine environments. For sealing of hull ruptures on ships	paratech.com
1.3kg 0.4lb	61cm 24"	-	-	20t 22USton	20t 22USton	Anodized Aircraft Alu -	- -	- -	- -	- -	- -	- -	corrosion proof for marine environments. For sealing of hull ruptures on ships	paratech.com
1.7kg 5.4lb	122cm 48"	-	-	20t 22USton	20t 22USton	Anodized Aircraft Alu -	- -	- -	- -	- -	- -	- -	corrosion proof for marine environments. For sealing of hull ruptures on ships	ooo.com
100kg 100lb	45.7cm 18"	55.8cm 22"	-	20t 22USton	20t 22USton	Anodized Aircraft Alu -	- -	- -	- -	- -	- -	- -	Add 4" for head and foot plates. For sealing of hull ruptures on ships	ooo.com
1.5kg 8.7lb	46.2cm 18.2"	55.8cm 22"	finite 10.2cm 4"	9t 10USton	9t 10USton	Anodized Aircraft Alu 690 BAR 10000 psi	- -	- -	- -	- -	- -	- -	hydraulic lifting strut can be attached to any Para strut via converter can lift 10USt or stabilise 20USst	paratech.com
2.8kg 8.3lb	64cm 25.2"	88.9cm 35"	finite 25.4cm 10"	9t 10USton	9t 10USton	Anodized Aircraft Alu 690 BAR 10000 psi	- -	- -	- -	- -	- -	- -	hydraulic lifting strut can be attached to any Para strut via converter can lift 10USt or stabilise 20USst	paratech.com
5.9kg 7.2lb	81.3cm 32"	121.2cm 47.7"	finite 40.4cm 15.9"	9t 10USton	9t 10USton	Anodized Aircraft Alu 690 BAR 10000 psi	- -	- -	- -	- -	- -	- -	hydraulic lifting strut can be attached to any Para strut via converter can lift 10USt or stabilise 20USst	paratech.com



**IMAGES NOT to SCALE** ■ Vehicle ■ Light Structural ■ Heavy Structural ●●● OK but ideal  
 □□□□ = OPTION item - can be purchased separately from the strut. ~ = Approximate  
**ADJUSTMENT INCREMENTS:** The distance between each locking point. **FINITE** will lock at any point  
**PNEUMATIC** = Pneumatically extended with compressed air, CO2, Nitrogen etc  
**MANUAL** = extended by hand **HYD** = Hydraulically extended -NB: will impart high lift/push force  
**CONNECT: PUSH-FIT** = No tools or pins needed to connect extensions or accessories.  
**PIN** = a metal pin is manually placed to maintain the head/ext in position  
**AUTO** = the strut will automatically follow & lock in the extended position **MANUAL** = Locks with pins or may be a screw-thread collar wound up manually to lock the strut in the extended position  
**LIFT** = The strut will impart a pressurised lift **RATCHET ATTACHMENT** = Add-on strut-raising 'ratchet'  
**MONITOR:** Load cell or load-shift alarm **ELECTRIC RAISE** Extends the strut remotely -No high lift force

	SERIES MODEL VARIANT	COMPANY	ORIGIN	USES	COST (each)	W
	Prospan PR01	PROSPAN MANUFACTURING		■ Vehicle ■ Light Structural ■ Heavy Structural	£370 \$500 €440	6
	Prospan PR02	PROSPAN MANUFACTURING		■ Vehicle ■ Light Structural ■ Heavy Structural	£463 \$625 €550	8
	Prospan PR03	PROSPAN MANUFACTURING		■ Vehicle ■ Light Structural ■ Heavy Structural	£518 \$700 €615	1
	Prospan PR04	PROSPAN MANUFACTURING		■ Vehicle ■ Light Structural ■ Heavy Structural	£640 \$865 €760	1
	Prospan Ext 12"	PROSPAN MANUFACTURING		■ Vehicle ■ Light Structural ■ Heavy Structural	N/A	2
	Prospan Ext 24"	PROSPAN MANUFACTURING		■ Vehicle ■ Light Structural ■ Heavy Structural	N/A	3
	Prospan Ext 36"	PROSPAN MANUFACTURING		■ Vehicle ■ Light Structural ■ Heavy Structural	N/A	5
	TASS Shore 1	PROSPAN MANUFACTURING		■ Vehicle ■ Light Structural ■ Heavy Structural	N/A	5
	TASS Shore 2	PROSPAN MANUFACTURING		■ Vehicle ■ Light Structural ■ Heavy Structural	N/A	7
	TASS Shore 3	PROSPAN MANUFACTURING		■ Vehicle ■ Light Structural ■ Heavy Structural	N/A	7
	TASS Shore 4	PROSPAN MANUFACTURING		■ Vehicle ■ Light Structural ■ Heavy Structural	N/A	1
	TASS 12" Ext	PROSPAN MANUFACTURING		■ Vehicle ■ Light Structural ■ Heavy Structural	N/A	5

**Prospan  
& TASS  
ACCESSORIES**



OPTIONS

EIGHT	MIN RETRACTED LENGTH	MAX EXTENDED LENGTH	ADJUSTMENT INCREMENTS /STROKE	MAX WORK LOAD @min2:1 RETRACTED t=metric tonnes	MAX WORK LOAD @min2:1 EXTENDED t=metric tonnes	STRUT MATERIAL  OPERATING PRESSURE	OPTIONS						NOTES	WWW.
							PNEUMATIC MANUAL HYD	CONNECT: PUSH-FIT PIN	AUTO MANUAL LOCKING	LIFT RATCHET ATTACHMENT	MONITOR ELECTRIC RAISE	TRIPOD BIPOD MONOPOD		
5.8kg 15lb	54.6cm 21.5"	67.3cm 26.5"	50mm/2" 12.7cm 5"	9t 10USton	9t 10USton	6061-T6 aluminum 7.9-15 BAR 115-220 psi	- - -	- - -	- - -	- - -	- - -	- - -	Add 4" for head and foot plates. *Spring-loaded inner collar available for auto-locking at fixed increments	prospanshoring.com
3.2kg 8lb	74.9cm 29.5"	104cm 41"	50mm/2" 31.7cm 11.5"	9t 10USton	9t 10USton	6061-T6 aluminum 7.9-15 BAR 115-220 ps	- - -	- - -	- - -	- - -	- - -	- - -	Add 4" for head and foot plates. *Spring-loaded inner collar available for auto-locking at fixed increments	prospanshoring.com
0.9kg 24lb	107.9cm 42.5"	170cm 67"	50mm/2" 62.1cm 24.5"	9t 10USton	9t 10USton	6061-T6 aluminum 7.9-15 BAR 115-220 psi	- - -	- - -	- - -	- - -	- - -	- - -	Add 4" for head and foot plates. *Spring-loaded inner collar available for auto-locking at fixed increments	prospanshoring.com
4.5kg 32lb	170cm 67"	266.7cm 105"	50mm/2" 96.7cm 38"	9t 10USton	9t 10USton	6061-T6 aluminum 7.9-15 BAR 115-220 ps	- - -	- - -	- - -	- - -	- - -	- - -	Add 4" for head and foot plates. *Spring-loaded inner collar available for auto-locking at fixed increments	prospanshoring.com
2.3kg 5lb	30cm 12"	-	-	9t 10USton	-	6061-T6 aluminum -	- - -	- - -	- - -	- - -	- - -	- - -	Add 4" for head and foot plates	prospanshoring.com
3.6kg 8lb	61cm 248"	-	-	9t 10USton	-	6061-T6 aluminum -	- - -	- - -	- - -	- - -	- - -	- - -	Add 4" for head and foot plates	prospanshoring.com
5.4kg 12lb	91.4cm 36"	-	-	9t 10USton	-	6061-T6 aluminum -	- - -	- - -	- - -	- - -	- - -	- - -	Add 4" for head and foot plates. 48 & 60" Extensions discontinued.	prospanshoring.com
5.9kg 13lb	58.4cm 23"	70cm 27.5"	12.7mm ½" 12cm 4.5"	9.5t 10.5USton	3.2t 3.5USton	6005 aluminum -	- - -	- - -	- - -	- - -	- - -	- - -	Telescoping Aluminum Support System for vehicles and light structural shoring	prospanshoring.com
0.25kg 16lb	66cm 26"	109cm 43"	12.7mm ½" 30cm 12"	9.5t 10.5USton	3.2t 3.5USton	6005 aluminum -	- - -	- - -	- - -	- - -	- - -	- - -	Telescoping Aluminum Support System for vehicles and light structural shoring	prospanshoring.com
0.9kg 20lb	78.75cm 31"	121.9cm 48"	12.7mm ½" 56cm 22"	9.5t 10.5USton	3.2t 3.5USton	6005 aluminum -	- - -	- - -	- - -	- - -	- - -	- - -	Telescoping Aluminum Support System for vehicles and light structural shoring	prospanshoring.com
3.6kg 30lb	109cm 43"	259cm 102"	12.7mm ½" 150cm 59"	9.5t 10.5USton	3.2t 3.5USton	6005 aluminum -	- - -	- - -	- - -	- - -	- - -	- - -	Telescoping Aluminum Support System for vehicles and light structural shoring	prospanshoring.com
5.4kg 12lb	30cm 12"	-	-	3.6t 4USton	-	6005 aluminum -	- - -	- - -	- - -	- - -	- - -	- - -	Telescoping Aluminum Support System for vehicles and light structural shoring	prospanshoring.com



**IMAGES NOT to SCALE** ■ Vehicle ■ Light Structural ■ Heavy Structural ●● OK but ideal  
 □□□□ = OPTION item - can be purchased separately from the strut. ~ = Approximate  
**ADJUSTMENT INCREMENTS:** The distance between each locking point. **FINITE** will lock at any point  
**PNEUMATIC** = Pneumatically extended with compressed air, CO2, Nitrogen etc  
**MANUAL** = extended by hand **HYD** = Hydraulically extended-NB: will impart high lift/push force  
**CONNECT:** **PUSH-FIT** = No tools or pins needed to connect extensions or accessories.  
**PIN** = a metal pin is manually placed to maintain the head/ext in position  
**AUTO** = the strut will automatically follow & lock in the extended position **MANUAL** = Locks with pins or may be a screw-thread collar wound up manually to lock the strut in the extended position  
**LIFT** = The strut will impart a pressurised lift **RATCHET ATTACHMENT** = Add-on strut-raising 'ratchet'  
**MONITOR:** Load cell or load-shift alarm **ELECTRIC RAISE** Extends the strut remotely -No high lift force

	<b>SERIES MODEL VARIANT</b>	<b>COMPANY</b>	<b>ORIGIN</b>	<b>USES</b>	<b>COST (each)</b> £\$€ = Currency conversion only- no duty or shipping etc.	<b>W</b>
	<b>Super X Short</b> SPX-EX41	<b>RES-Q-JACK</b>		■ ■	N/A	1
	<b>Super X Short</b> SPX-EX41-S	<b>RES-Q-JACK</b>		■ ●	N/A	13
	<b>Super X Long</b> SPX-EX56	<b>RES-Q-JACK</b>		■ ■	N/A	1 3
	<b>Super X Long</b> SPX-EX56-S	<b>RES-Q-JACK</b>		■ ●	N/A	1
	<b>Super X Trench 18</b> SPX-TS22	<b>RES-Q-JACK</b>		● ■ ■	N/A	4
	<b>Super X Trench 28</b> SPX-TS32	<b>RES-Q-JACK</b>		● ■ ■	N/A	6 1
	<b>Super X Trench 38</b> SPX-TS42	<b>RES-Q-JACK</b>		● ■ ■	N/A	8
	<b>Super X 12" Extension</b> SPX-12EX	<b>RES-Q-JACK</b>		■ ■ ■	N/A	2
	<b>Super X 24" Extension</b> SPX-24EX	<b>RES-Q-JACK</b>		■ ■ ■	N/A	3
	<b>Super X 36" Extension</b> SPX-36EX	<b>RES-Q-JACK</b>		■ ■ ■	N/A	
	<b>Super X ACCESSORIES</b>			 		

See **USAR BUYERSGUIDE** for full spec on accessories



OPTIONS

HEIGHT	MIN RETRACTED LENGTH	MAX EXTENDED LENGTH	ADJUSTMENT INCREMENTS /STROKE	MAX WORK LOAD @min2:1 RETRACTED t=metric tonnes	MAX WORK LOAD @min2:1 EXTENDED t=metric tonnes	STRUT MATERIAL  OPERATING PRESSURE	OPTIONS						NOTES	WWW.
							PNEUMATIC MANUAL HYD	CONNECT: PUSH-FIT PIN	AUTO MANUAL LOCKING	LIFT RATCHET ATTACHMENT	MONITOR ELECTRIC RAISE	TRIPOD BIPOD MONOPOD		
0.9kg 24lb	131cm 51.6"	175cm 69"	Finite 44cm 17.3"	12.2t 13.4USton	8.1t 8.9USton	6061-T6 aluminum 13.8 BAR 200 psi	- [red] [green]	[green]	[red]	- -	- -	- -	Red inner tube is lighter & lower strength	resqjack.com
3.15kg 29lb	131cm 51.6"	175cm 69"	Finite 44cm 17.3"	16.2t 17.8USton	10.9t 12USton	6061-T6 aluminum 13.8 BAR 200 psi	- [red] [green]	[green]	[red]	- -	- -	- -	Black inner tube is heavier & higher strength. Can be supplied as pneumatic.	resqjack.com
4.9kg 2.8lb	172cm 67.7"	255cm 100.4"	Finite 82cm 32.3"	9.6t 10.6USton	8.2t 9USton	6061-T6 aluminum 13.8 BAR 200 psi	- [red] [green]	[green]	[red]	- -	- -	- -	Red inner tube is lighter & lower strength	resqjack.com
7.7kg 39lb	172cm 67.7"	255cm 100.4"	Finite 82cm 32.3"	16.2t 17.8USton	10.9t 12USton	6061-T6 aluminum 13.8 BAR 200 psi	- [red] [green]	[green]	[red]	- -	- -	- -	Black inner tube is heavier & higher strength	resqjack.com
4.1kg 9lb	56cm 22"	66cm 26"	Finite 10.1cm 4"	17.9t 19.7USton	17.5t 19.25USton	6061-T6 aluminum 13.8 BAR 200 psi	- [red] [green]	[green]	[red]	- -	- -	- -		resqjack.com
5.4kg 4.1lb	81.2cm 32"	116cm 46"	Finite 35.5cm 14"	16.5t 18.2USton	14.5t 15.95USton	6061-T6 aluminum 13.8 BAR 200 psi	- [red] [green]	[green]	[red]	- -	- -	- -		resqjack.com
3.2kg 18lb	107cm 42.1"	162.5cm 64"	Finite 56cm 22"	15t 16.6USton	12.4t 13.7USton	6061-T6 aluminum 13.8 BAR 200 psi	- [red] [green]	[green]	[red]	- -	- -	- -		resqjack.com
2.7kg 6lb	31cm 12.2"	-	-	17.9t 19.7USton	-	6061-T6 aluminum -	- -	[green]	-	- -	- -	- -		resqjack.com
3.6kg 8lb	61cm 24"	-	-	17.9t 19.7USton	-	6061-T6 aluminum -	- -	[green]	-	- -	- -	- -		resqjack.com
5kg 11lb	92cm 36"	-	-	17.9t 19.7USton	-	6061-T6 aluminum -	- -	[green]	-	- -	- -	- -		resqjack.com



**IMAGES NOT to SCALE** ■ Vehicle ■ Light Structural ■ Heavy Structural ●●● OK but ideal  
 □□□□ = OPTION item - can be purchased separately from the strut. ~ = Approximate  
**ADJUSTMENT INCREMENTS:** The distance between each locking point. **FINITE** will lock at any point  
**PNEUMATIC** = Pneumatically extended with compressed air, CO2, Nitrogen etc  
**MANUAL**= extended by hand **HYD** = Hydraulically extended-**NB: will impart high lift/push force**  
**CONNECT:** **PUSH-FIT** = No tools or pins needed to connect extensions or accessories.  
**PIN** = a metal pin is manually placed to maintain the head/ext in position  
**AUTO** = the strut will automatically follow & lock in the extended position **MANUAL**= Locks with pins or may be a screw-thread collar wound up manually to lock the strut in the extended position  
**LIFT**= The strut will impart a pressurised lift **RATCHET ATTACHMENT**= Add-on strut-raising 'ratchet'  
**MONITOR:** Load cell or load-shift alarm **ELECTRIC RAISE** Extends the strut remotely -No high lift force


	<b>SERIES MODEL VARIANT</b>	<b>COMPANY</b>	<b>ORIGIN</b>	<b>USES</b>	<b>COST (each)</b> £\$€ = Currency conversion only- no duty or shipping etc.	<b>W</b>
	<b>ProFix PMX470</b>	<b>RESQTEC</b>			N/A	1
	<b>ProFix PMX600</b>	<b>RESQTEC</b>			N/A	1
	<b>ProFix PMX880</b>	<b>RESQTEC</b>			N/A	1 2
	<b>ProFix PMX1400</b>	<b>RESQTEC</b>			N/A	3
	<b>ProFix PMX2300</b>	<b>RESQTEC</b>			N/A	5
	<b>ProFix Hyam250</b>	<b>RESQTEC</b>			N/A	5 2
	<b>ProFix 15cm Ext EX150</b>	<b>RESQTEC</b>			N/A	1
	<b>ProFix 30cm Ext EX300</b>	<b>RESQTEC</b>			N/A	1
	<b>ProFix 60cm Ext EX600</b>	<b>RESQTEC</b>			N/A	1
	<b>ProFix 90cm Ext EX900</b>	<b>RESQTEC</b>			N/A	1
	<b>ProFix 120cm Ext EX1200</b>	<b>RESQTEC</b>			N/A	1

<b>ProFix ACCESSORIES</b>	<b>RESQTEC</b>									
		Static Foot	Swivel Foot	Monopod Head	Collumn Gantry	Powerplate	Crown	Beam Support	Edge Support	Fixed Base

**NB:** As with all of our data tables in these GUIDES, corrections made by the manufacturers are often at odds with their own data listed in brochures or on manufacturer. If in doubt, check directly with the manufacturer.

OPTIONS

WEIGHT	MIN RETRACTED LENGTH	MAX EXTENDED LENGTH	ADJUSTMENT INCREMENTS /STROKE	MAX WORK LOAD @min2:1 RETRACTED t=metric tonnes	MAX WORK LOAD @min2:1 EXTENDED t=metric tonnes	STRUT MATERIAL  OPERATING PRESSURE	OPTIONS						NOTES	WWW.
							PNEUMATIC MANUAL HYD	CONNECT: PUSH-FIT PIN	AUTO MANUAL LOCKING	LIFT RATCHET ATTACHMENT	MONITOR ELECTRIC RAISE	TRIPOD BIPOD MONOPOD		
17.6kg 39.1lb	47cm 18.5"	66.3cm 26.1"	Finite 14.4cm 5.7"	30t 33USton	30t 33USton	Alu 12 BAR 174 psi	- - -	- - -	- - -	- - -	- - -	- - -		resqtec.com
18.8kg 41.9lb	60cm 23.6"	91.4cm 36"	Finite 26.5cm 10.4"	30t 33USton	30t 33USton	Alu 12 BAR 174 psi	- - -	- - -	- - -	- - -	- - -	- - -		resqtec.com
21.7kg 47.8lb	88cm 34.6"	142.9cm 56.25"	Finite 50cm 19.7"	30t 33USton	30t 33USton	Alu 12 BAR 174 psi	- - -	- - -	- - -	- - -	- - -	- - -		resqtec.com
21.7kg 47.8lb	140cm 55.1"	238.6cm 94"	Finite 93.7cm 36.9"	30t 33USton	30t 33USton	Alu 12 BAR 174 psi	- - -	- - -	- - -	- - -	- - -	- - -		resqtec.com
26.6kg 58.7lb	230cm 90.5"	404.2cm 159"	Finite 169.3cm 66.65"	30t 33USton	17.9t 19.8USton	Alu Alloy 12 BAR 174 psi	- - -	- - -	- - -	- - -	- - -	- - -		resqtec.com
29.7kg 65.4lb	44.8cm 17.6"	70.2cm 27.6"	Finite 25.4cm 10"	22.6t 24.9USton	22.6t 24.9USton	Alu Alloy 700 BAR 10152 psi	- - -	- - -	- - -	- - -	- - -	- - -		resqtec.com
3.76kg 8.3lb	15cm 6"	-	-	30t 33USton	-	Alu Alloy -	- - -	- - -	- - -	- - -	- - -	- - -		resqtec.com
2.5kg 5.5lb	30cm 12"	-	-	30t 33USton	-	Alu Alloy -	- - -	- - -	- - -	- - -	- - -	- - -		resqtec.com
4kg 9lb	60cm 23.7"	-	-	30t 33USton	-	Alu Alloy -	- - -	- - -	- - -	- - -	- - -	- - -		resqtec.com
5.5kg 12.2lb	90cm 35.6"	-	-	30t 33USton	-	Alu Alloy -	- - -	- - -	- - -	- - -	- - -	- - -		resqtec.com
7.2kg 15.9lb	120cm 47.4"	-	-	30t 33USton	-	Alu Alloy -	- - -	- - -	- - -	- - -	- - -	- - -		resqtec.com























on their web pages. This can make it seem as though our figures are incorrect but we can only list details as they are provided/corrected by the

**IMAGES NOT to SCALE** ■ Vehicle ■ Light Structural ■ Heavy Structural ● ● ● OK but ideal  
 □ □ □ □ = OPTION item - can be purchased separately from the strut. ~ = Approximate  
**ADJUSTMENT INCREMENTS:** The distance between each locking point. **FINITE** will lock at any point  
**PNEUMATIC** = Pneumatically extended with compressed air, CO2, Nitrogen etc  
**MANUAL**= extended by hand **HYD** = Hydraulically extended-NB: will impart high lift/push force  
**CONNECT: PUSH-FIT** = No tools or pins needed to connect extensions or accessories.  
**PIN** = a metal pin is manually placed to maintain the head/ext in position  
**AUTO** = the strut will automatically follow & lock in the extended position **MANUAL**= Locks with pins or may be a screw-thread collar wound up manually to lock the strut in the extended position  
**LIFT**= The strut will impart a pressurised lift **RATCHET ATTACHMENT**= Add-on strut-raising 'ratchet'  
**MONITOR:** Load cell or load-shift alarm **ELECTRIC RAISE** Extends the strut remotely -No high lift force

SERIES MODEL VARIANT	COMPANY	ORIGIN	USES	COST (each)	W
Air Stabilizer D	SCORPE TECHNOLOGIES	FR	● ● ●	N/A	12 29
Air Stabilizer E	SCORPE TECHNOLOGIES	FR	● ● ●	N/A	15 3
Air Stabilizer AA	SCORPE TECHNOLOGIES	FR	● ● ●	N/A	5 12
Air Stabilizer A	SCORPE TECHNOLOGIES	FR	● ● ●	N/A	6 1
Air Stabilizer B	SCORPE TECHNOLOGIES	FR	● ● ●	N/A	8 17
Air Stabilizer C	SCORPE TECHNOLOGIES	FR	● ● ●	N/A	9 2
Air Stabilizer F	SCORPE TECHNOLOGIES	FR	● ● ●	N/A	22 4
Air Stabilizer FF	SCORPE TECHNOLOGIES	FR	● ● ●	N/A	2 5
Air Stabilizer Ext 15	SCORPE TECHNOLOGIES	FR	● ● ●	N/A	1 0
Air Stabilizer Ext 30	SCORPE TECHNOLOGIES	FR	● ● ●	N/A	2 0
Air Stabilizer Ext 46	SCORPE TECHNOLOGIES	FR	● ● ●	N/A	2 0
Air Stabilizer Ext 61	SCORPE TECHNOLOGIES	FR	● ● ●	N/A	3 0
Air Stabilizer Ext 76	SCORPE TECHNOLOGIES	FR	● ● ●	N/A	5 1
Air Stabilizer Ext 91	SCORPE TECHNOLOGIES	FR	● ● ●	N/A	7 10
Air Stabilizer Ext 183	SCORPE TECHNOLOGIES	FR	● ● ●	£0 \$0 €0	9 2



WEIGHT	MIN RETRACTED LENGTH	MAX EXTENDED LENGTH	ADJUSTMENT INCREMENTS /STROKE	MAX WORK LOAD @min2:1 RETRACTED t=metric tonnes	MAX WORK LOAD @min2:1 EXTENDED t=metric tonnes	STRUT MATERIAL  OPERATING PRESSURE	OPTIONS						NOTES	WWW.
							PNEUMATIC MANUAL HYD	CONNECT: PUSH-FIT PIN	AUTO MANUAL LOCKING	LIFT RATCHET ATTACHMENT	MONITOR ELECTRIC RAISE	TRIPOD BIPOD MONOPOD		
1.7kg 3.8lb	114cm 44.8"	170cm 66.9"	56cm 22.1"	00t 00USton	00t 00USton	6061-T6 aluminum 7.9-15 BAR 115-220 psi	- ■	■	■	- -	- -	- □		scorpe.net
5.4kg 12lb	137cm 53.9"	213cm 83.8"	76cm 29.9"	00t 00USton	00t 00USton	6061-T6 aluminum 7.9-15 BAR 115-220 psi	- ■	■	■	- -	- -	- □		scorpe.net
1.8kg 4.0lb	33cm 12.9"	46cm 18.1"	13cm 5.1"	00t 00USton	00t 00USton	6061-T6 aluminum 7.9-15 BAR 115-220 psi	- ■	■	■	- -	- -	- □		scorpe.net
1.8kg 4.0lb	53cm 20.8"	71cm 27.8"	18cm 7.1"	00t 00USton	00t 00USton	6061-T6 aluminum 7.9-15 BAR 115-220 psi	- ■	■	■	- -	- -	- □		scorpe.net
1.1kg 2.5lb	66cm 26"	94cm 37"	28cm 11"	00t 00USton	00t 00USton	6061-T6 aluminum 7.9-15 BAR 115-220 psi	- ■	■	■	- -	- -	- □		scorpe.net
1.5kg 3.3lb	84cm 33.1"	124cm 48.8"	40cm 15.7"	00t 00USton	00t 00USton	6061-T6 aluminum 7.9-15 BAR 115-220 psi	- ■	■	■	- -	- -	- □		scorpe.net
2.2kg 4.9lb	213cm 83.8"	335cm 131.9"	122cm 48"	00t 00USton	00t 00USton	6061-T6 aluminum 7.9-15 BAR 115-220 psi	- ■	■	■	- -	- -	- □		scorpe.net
2.4kg 5.3lb	236cm 93.9"	366cm 144.1"	130cm 51.2"	00t 00USton	00t 00USton	6061-T6 aluminum 7.9-15 BAR 115-220 psi	- ■	■	■	- -	- -	- □		scorpe.net
1.1kg 2.4lb	15cm 5.9"	-	-	00t 00USton	-	6061-T6 aluminum -	- ■	■	-	- -	- -	- □		scorpe.net
1.2kg 2.7lb	30cm 11.8"	-	-	00t 00USton	-	6061-T6 aluminum -	- ■	■	-	- -	- -	- □		scorpe.net
1.9kg 4.2lb	46cm 18.1"	-	-	00t 00USton	-	6061-T6 aluminum -	- ■	■	-	- -	- -	- □		scorpe.net
1.8kg 4.0lb	61cm 24"	-	-	00t 00USton	-	6061-T6 aluminum -	- ■	■	-	- -	- -	- □		scorpe.net
1.4kg 3.1lb	76cm 29.9"	-	-	00t 00USton	-	6061-T6 aluminum -	- -	-	-	- -	- -	- -		scorpe.net
1.4kg 3.1lb	91cm 35.8"	-	-	00t 00USton	-	6061-T6 aluminum -	- -	-	-	- -	- -	- -		scorpe.net
1.9kg 4.2lb	183cm 72"	-	-	00t 00USton	-	6061-T6 aluminum -	- ■	-	-	- -	- -	- -		scorpe.net

<p><b>IMAGES NOT to SCALE</b> Ext = Fixed length Extension strut = Option</p>					
<b>COMPANY</b>	<b>GENESIS RESCUE</b>	<b>GENESIS RESCUE</b>	<b>GENESIS RESCUE</b>	<b>GENESIS RESCUE</b>	<b>GENESIS RESCUE</b>
<b>MODEL</b>	M foot	23° foot	Grizzly End	Flat Base	3" Angle
<b>PRODUCT CODE</b>	ART.AS.12BP	ART.AS.23SW	ART.GS.104	ART.AS.FB	ART.AS.3AC
<b>FITS to SERIES</b>	<b>Tornado</b>	<b>Tornado</b>	<b>Grizzly, Tornado</b>	<b>Tornado</b>	<b>Tornado</b>
<b>ORIGIN</b>					
<b>COST each</b>	n/a	n/a	n/a	n/a	n/a
<b>WEIGHT</b>	00kg 00lb	00kg 00lb	00kg 00lb	00kg 00lb	00kg 00lb
<b>DIMENSIONS</b>	00cm 00"	00cm 00"	00cm 00"	00cm 00"	00cm 00"
<b>NOTES</b>			Despite the name, will fit Tornado struts as well		WLL
<b>WWW.</b>	genesisrescue.com	genesisrescue.com	genesisrescue.com	genesisrescue.com	genesisrescue.com
					
<b>COMPANY</b>	<b>HOLMATRO</b>	<b>HOLMATRO</b>	<b>HOLMATRO</b>	<b>HOLMATRO</b>	<b>HOLMATRO</b>
<b>MODEL</b>	OmniLock Nut	Flat Saddle	Beam Support	Load Indicator	Strut Clamp
<b>PRODUCT CODE</b>	OL01 / 151.002.355	HPL130 / 151.002.292	HPL120/ 151.002.312	LSE01 /	CLA90 / 151.002.301
<b>FITS to SERIES</b>	<b>Omnishore</b>	<b>Omnishore</b>	<b>Omnishore</b>	<b>Omnishore</b>	<b>Omnishore</b>
<b>ORIGIN</b>					
<b>COST each</b>	n/a	n/a	n/a	n/a	n/a
<b>WEIGHT</b>	1.9kg 4.2lb	0.4kg 0.9lb	2.2kg 4.9lb	4kg 8.8lb	2.1kg 4.6lb
<b>DIMENSIONS</b>	12.1 x 10.4 x 13.3cm 4.8 x 4.1 x 5.2 "	7.4 x 9.7 x 9.7 cm 2.9 x 3.8 x 3.8"	17.4 x 20 x 20cm 6.9 x 7.9 x 7.9"	24.2 x 17.6 x 12cm 9.5 x 6.9 x 4.7"	27.9 x 15.3 x 9.7cm 11 x 6 x 3.8"
<b>NOTES</b>	Converts a standard Omnishore strut to auto locking	head or foot support of a strut against a flat surface	For wooden beams up to 6"/150mm	attach between struts and heads/base plates to show applied load	To link struts in reinforcing systems
<b>WWW.</b>	holmatro.com	holmatro.com	holmatro.com	holmatro.com	holmatro.com

# SHORING STRUT HEADS, FEET & ACCESSORIES

					
<b>GENESIS RESCUE</b>	<b>GENESIS RESCUE</b>	<b>GENESIS RESCUE</b>	<b>GENESIS RESCUE</b>	<b>HOLMATRO</b>	<b>HOLMATRO</b>
4" Channel	6" Channel	60° Clevis	5' Raker	Hydraulic Pump	Ratchet
ART.AS.4C	ART.AS.6C	ART.AS.60C	ART.AS.RR5	PA09H2S10 / 150.142.066	R24 / 151.002.332
<b>Tornado</b>	<b>Tornado</b>	<b>Tornado</b>	<b>Tornado</b>	<b>Omnishore</b>	<b>Omnishore</b>
					
n/a	n/a	n/a	n/a	n/a	n/a
00kg 00lb	00kg 00lb	00kg 00lb	00kg 00lb	8.9kg 19.6lb	13.2kg 29.1lb
00cm 4"	00cm 6"	00cm 00"	152cm 60"	86.5 x 20 x 18.5cm 34.1 x 7.9 x 7.3"	86.9 x 33.9 x 30cm 34.2 x 13.3 x 11.8"
				2-stage pump (other variations available) 720/72 (bar/Mpa) 10443 psi	For use of Omnishore in vehicle stabilisation
genesisrescue.com	genesisrescue.com	genesisrescue.com	genesisrescue.com	holmatro.com	holmatro.com
					
<b>HOLMATRO</b>	<b>HOLMATRO</b>	<b>HOLMATRO</b>	<b>HOLMATRO</b>	<b>HOLMATRO</b>	<b>HOLMATRO</b>
Column Clamp	BiPod Head	Mono-Pod Head	Wireless Controller	Omnilock Drive	Power Station
CLA90C / 151.002.494	POD02 / 151.002.444	POD01 / 151.002.445	WLC50 / 151.004.101	OL02 / 151.002.361	PS01 / 151.002.244
<b>Omnishore</b>	<b>Omnishore</b>	<b>Omnishore</b>	<b>Omnishore</b>	<b>Omnishore</b>	<b>Omnishore</b>
					
n/a	n/a	n/a	n/a	n/a	n/a
3.9kg 8.6lb	5.5kg 12.1lb	3.2kg 7.1lb	0.8kg 1.8lb	4.1kg 9lb	2.7kg 6lb
30.7 x 32.3 x 5cm 12.1 x 12.7 x 2"	28.3 x 18.9 x 13,8cm 11.1 x 7.4 x 5.4"	28.1 x 12.4 x 12.4cm 11.1 x 4.9 x 4.9"	29.1 x 18.2 x 5.9cm 11.5 x 7.2 x 2.3"	22.8 x 18.9 x 13 cm 9 x 7.4 x 5.1"	30 x 22.5 x 17.9cm 11.8 x 8.9 x 7"
Retains three struts as a vertical column support	Rope systems Bi-pod/A-frame. 5-eye Rig plate + 4x Anchor eyes. Use with monopod for Tripod	Rope systems Mono-pod/Gin-pole. Use with Bipod for Tripod	wireless remote control	Operate struts from push buttons on this drive powered by the Power Station & remote control	Hard-wire power connection to up to 4 struts
holmatro.com	holmatro.com	holmatro.com	holmatro.com	holmatro.com	holmatro.com

<p><b>IMAGES NOT to SCALE</b> Ext = Fixed length Extension strut = Option</p>						
	<b>COMPANY</b>	<b>HOLMATRO</b>	<b>HOLMATRO</b>	<b>HOLMATRO</b>	<b>HOLMATRO</b>	<b>HOLMATRO</b>
	<b>MODEL</b>	Multi Head	Swivel BASE	Swivel Base with D	Bipod Base	Rigid Base
	<b>PRODUCT CODE</b>	HPL140 / 151.004.176	BPL10 / 151.002.194	BPL11A / 151.002.213	BPL12 / 151.002.365	BPL30 / 151.002.229
	<b>FITS to SERIES</b>	<b>Omnishore</b>	<b>Omnishore</b>	<b>Omnishore</b>	<b>Omnishore</b>	<b>Omnishore</b>
	<b>ORIGIN</b>					
<b>COST each</b>	n/a	n/a	n/a	n/a	n/a	
<b>WEIGHT</b>	1.8kg 4lb	2.1kg 5.6lb	5.2kg 11.5lb	5.8kg 12.8lb	1kg 2.2lb	
<b>DIMENSIONS</b>	13.2 x 10.2 x 9.7cm 5.2 x 4 x 3.8"	17.4 x 15 x 15cm 6.9 x 5.9 x 5.9"	16.6 X 30 X 30cm 00"	12.9 x 30 x 30cm 5.1 x 11.8 x 11.8"	8.8 x 15 x 15cm 3.5 x 5.9 x 5.9"	
<b>NOTES</b>		for <65° support	For support against angled surface up to 50° Also available without D-Ring	HD d-ring for ratchet/chain etc. & ground anchor holes	Fixed orientation with holes for nailing on vertical surfaces or stakes in ground.	
<b>WWW.</b>	holmatro.com	holmatro.com	holmatro.com	holmatro.com	holmatro.com	
						
<b>COMPANY</b>	<b>PARATECH</b>	<b>PARATECH</b>	<b>PARATECH</b>	<b>PARATECH</b>	<b>PARATECH</b>	
<b>MODEL</b>	Strut Converter	Lock/Acme 3"Converter	Sprung Connect	Adj Threaded Connector	12" Hinged Ground Plate	
<b>PRODUCT CODE</b>	22-796035	22-796710	22-796170	796160	22-796180?/ 22-796180C	
<b>HEAD MID FOOT FITS to SERIES</b>	 <b>Hydra/</b>	 <b>Lockstroke, Acme Thread</b>	 <b>Lockstroke</b>	 <b>Lockstroke</b>	 <b>All</b>	
<b>ORIGIN</b>						
<b>COST each</b>	n/a	n/a	£0 \$381 €0	n/a	n/a	
<b>WEIGHT</b>	1.2kg 2.7lb	00kg 00lb	1kg 2.2lb	1kg 2.2lb	5.4kg 12lb	
<b>DIMENSIONS</b>	00cm 00"	00cm 00"	00cm 00"	00cm 00"	30.4cm 12"	
<b>NOTES</b>	For attaching accessory head/base to a Hydrafusion Strut.	Converts an extension to a stand-alone, fixed-length strut. To fit Acme Thread AND/OR LockStroke Struts	?	?	180° Swivel base <i>without</i> anchor eye on 22-796180C version	
<b>WWW.</b>	paratech.com	paratech.com	paratech.com	paratech.com	paratech.com	



# SHORING STRUT HEADS, FEET & ACCESSORIES

					
<b>HOLMATRO</b>	<b>HOLMATRO</b>	<b>HOLMATRO</b>	<b>HOLMATRO</b>	<b>HOLMATRO</b>	<b>HOLMATRO</b>
Thrust Block TRB02	Inside L-Trench Block	Raker Rail Pin	Waler Rail	Raker Rail	Nailing Pad
TRB02 / 151.002.288	TRB01 / 151.002.344	RRP01 / 151.002.501	WR01 / 151.004.140	RR150 / 151.002.296	CLA90N / 151.002.302
<b>Omnishore</b>	<b>Omnishore</b>	<b>Omnishore</b>	<b>Omnishore</b>	<b>Omnishore</b>	<b>Omnishore</b>
					
n/a	n/a	n/a	n/a	n/a	n/a
7kg 15.4lb	4.4kg 9.7lb	0.5kg 1.1lb	22.9kg 50.5lb	8.9kg 19.6lb	3.5kg 7.7lb
23.6 x 27 x 22cm 9.3 x 10.6 x 8.7"	15.8 x 30 x 20cm 6.2 x 11.8 x 7.9"	20.7 x 4.4 x 3cm 8.2 x 1.7 x 1.2"	211 x 24.3 x 9cm 83.1 x 9.6 x 3.5"	165.4 x 20.7 x 6.2cm 65.1 x 8.2 x 2.4"	40x 30 x 15.2cm 15.7 x 11.8 x 6"
or attachment of two struts to construct a solid raker. Ground anchor holes.	For attachment of two struts to secure a corner in an L-trench. With nail holes and HD D-ring for ratchet/chains	to attach bases to a Raker Rail or to connect a second rail.	for trench/wall support	for load spreader plate for walls	attach to strut for nailing of timber supports/braces
holmatro.com	holmatro.com	holmatro.com	holmatro.com	holmatro.com	holmatro.com
					
<b>PARATECH</b>	<b>PARATECH</b>	<b>PARATECH</b>	<b>PARATECH</b>	<b>PARATECH</b>	<b>PARATECH</b>
6" 45°Hinge Base	12" Swivel Ground Plate	6" 20° Swivel Base	12" Rigid Ground Plate	6" Rigid Base	Rubber Pad
22-796150..40	22-796180B	22796050	22-796180A	22796050	22-798A00
					
All	All	All	All	All	All
					
£0 \$650 €0	n/a	n/a	n/a	n/a	n/a
2 1.7kg 4.5 3.8lb	4.2kg 9.3lb	1.3kg 2.8lb	3.9kg 8.6lb	1.3kg 2.8lb	0.45kg 0.99lb
15.2cm 6"	30.4cm 12"	15.2cm 6"	30.4cm 12"	15.2cm 6"	17.1cm 6.75"
22-796140 excludes D-ring					To buffer the interface between head/foot and shored surface particularly on ships and sheet metal
paratech.com	paratech.com	paratech.com	paratech.com	paratech.com	paratech.com

**IMAGES NOT to SCALE**  
Ext = Fixed length  
Extension strut  
= Option



COMPANY	PARATECH	PARATECH	PARATECH	PARATECH	PARATECH
MODEL	6" Channel Base <b>Metric</b>	4" Channel Base <b>Metric</b>	Angle Base	Multi-Chain base	Multi-Base Anchor
PRODUCT CODE	22796136.....133	22796134.....131	22-796092	22-796685	22-796025
HEAD MID FOOT FITS to SERIES	<span style="color:red">■</span> <span style="color:green">■</span> <b>All</b>	<span style="color:red">■</span> <span style="color:green">■</span> <b>All</b>	<span style="color:red">■</span> <span style="color:green">■</span> <b>All</b>	<span style="color:red">■</span> <b>Vehicle Stab</b>	<span style="color:red">■</span> <b>Vehicle Stab</b>
ORIGIN					
COST each	£0 \$253 €0	£0 \$224 €0	n/a	£0 \$872 €0	£0 \$354 €0
WEIGHT	1.1kg 2.5lb	0.9/?kg 2/?lb	0.7kg 1.6lb	1.64kg 3.16lb	0.9kg 2lb
DIMENSIONS	15.2 x 15.2cm 6 x 6"	10.2/10.9 x 10.2/15.2cm 4/4.3 x 4/6"	00cm 00"	00cm 00"	00cm 00"
NOTES	beam support	beam support	beam and 90° edge support	For Vehicle Stabilisation. Takes both 3/8" (9.5mm) and 1/2" (12.7mm) either round or square chain	For Vehicle Stabilisation.
WWW.	paratech.com	paratech.com	paratech.com	paratech.com	paratech.com



















**IMAGES NOT to SCALE**  
Ext = Fixed length  
Extension strut  
= Option








COMPANY	PARATECH	PARATECH	PARATECH	PARATECH	PARATECH
MODEL	Elevator Supports L or R	Angled Rubber Base	Monopod	Tri-Anchor	Monopod Angle Base
PRODUCT CODE	22-796260L ...R	22-796266	22-796540	XX	22-796590
HEAD MID FOOT FITS to SERIES	<span style="color:red">■</span> <b>Acme Thread, Lock Stroke</b>	<span style="color:red">■</span> <span style="color:green">■</span> <b>Acme Thread, Lock Stroke</b>	<span style="color:red">■</span> <b>All</b>	<span style="color:red">■</span> <span style="color:black">■</span> <span style="color:green">■</span> <b>All</b>	<span style="color:green">■</span> <b>All</b>
ORIGIN					
COST each	n/a	n/a	n/a	n/a	n/a
WEIGHT	3.9kg 8.5lb	0.8kg 1.7lb	3.2kg 7lb	00kg 00lb	3.2kg 7lb
DIMENSIONS	00cm 00"	00cm 00"	00cm 00"	00cm 00"	00cm 00"
NOTES	Left &/or right arm for support of stalled/stuck elevator. individually coded/purchased	Use in conjunction with Elevator supports	4 attachment rings + integral pulley. MBS 18kN per guy ring. Use with Tri-Anchor for hi-loads	High-strength anchor for monopod head. 3 attachment rings, MBS 88kN per ring	For mounting on a building or lift-shaft edge
WWW.	paratech.com	paratech.com	paratech.com	paratech.com	paratech.com























# SHORING STRUT HEADS, FEET & ACCESSORIES

						
<b>PARATECH</b>	<b>PARATECH</b>	<b>PARATECH</b>	<b>PARATECH</b>	<b>PARATECH</b>	<b>PARATECH</b>	
Convex Multi-Base	xx	Contour Base	V-Base	Cone Base	Rubber Base	
22-796269	XX	22-796270	22-796090	22-796080	22-796190	
 <b>All</b>	 <b>00</b>	  <b>All</b>	  <b>All</b>	  <b>All</b>	  <b>All</b>	
						
£0 \$460 €0	n/a	£0 \$325 €0	£0 \$277 €0	n/a	n/a	
1.48kg 3.26lb	00kg 00lb	0.7kg 1.8lb	0.6kg 1.4lb	0.5kg 1.2lb	1.2kg 2.7lb	
17.2cm 6.76"	<b>00cm</b> <b>00"</b>	<b>00cm</b> <b>00"</b>	<b>00cm</b> <b>00"</b>	<b>00cm</b> <b>00"</b>	10.2cm 4"	
For Vehicle Stabilisation. inc Cone Pike, V Shape Notch, Two J Hook Pockets, Convex Gripping Surface, 1" 25.4 mm) Shackle Hole, 3/8 in (9.52 mm) Chain Wedge	For Vehicle Stabilisation.	Contour grips surfaces in vehicle extrication	90° V will fit any right angled surface	Will dig into sheet metal, concrete & tarmac/asphalt	Provides grip on hard surfaces	
paratech.com	paratech.com	paratech.com	paratech.com	paratech.com	paratech.com	
						
<b>PARATECH</b>	<b>PARATECH</b>	<b>PARATECH</b>	<b>PARATECH</b>	<b>PARATECH</b>	<b>PARATECH</b>	<b>PARATECH</b>
Monopod Roof Plate	Monopod Hitch Base	Bipod Base	BiPod Head	Tripod Head	xx	Clamp 3
22-796570	22-796575	22-796180E	22-796820	22-796010	XX	22-798C
 <b>Longshore</b>	 <b>Longshore</b>	 <b>Longshore</b>	 <b>Longshore</b>	 <b>All*</b>	  <b>All</b>	  <b>AcmeTH Stroke,</b>
						
n/a	n/a	n/a	n/a	n/a	n/a	
6.4kg 14lb	6.1kg 13.4lb	5kg 11.1lb	15kg 33lb	4.1kg 9lb	00kg 00lb	3 6
61 x 30.5cm 24 x 12"	<b>00cm</b> <b>00"</b>	30.5cm 12"	<b>00cm</b> <b>00"</b>	<b>00cm</b> <b>00"</b>	<b>00cm</b> <b>00"</b>	
Base for mounting/securing to a flat or sloping surface. Holes for bolts and/or pick- ets/stakes	For mounting to a vehicle 2x2" Tow Hitch frame. Plunge-pin locks rotation into 1 of 8 positions	For use with bipod but can be used as monopod/ tripod base with angle limitations	Use with 2x Bipod Bases to create A-frame	Single swivel anchor eye. Acme strut can be inserted in top receiver to extend support height *mainly for use with Amce/Longshore		flying rake bracing. Tig w
paratech.com	paratech.com	paratech.com	paratech.com	paratech.com	paratech.com	para































<p><b>IMAGES NOT to SCALE</b> Ext = Fixed length Extension strut = Option</p>						
<b>COMPANY</b>	<b>PARATECH</b>		<b>PARATECH</b>		<b>PARATECH</b>	
<b>MODEL</b>	Column Base/Head		Angled End		Rubber Corner End	
<b>PRODUCT CODE</b>	22-796680		22-798E06		22-798E08	
<b>HEAD MID FOOT FITS to SERIES</b>	 All		 All		 Damage Control Sys	
<b>ORIGIN</b>						
<b>COST each</b>	n/a		n/a		£0 \$0 €0	
<b>WEIGHT</b>	8.3kg 18.2lb		00kg 00lb		2.8kg 6.3lb	
<b>DIMENSIONS</b>	40.6 x 40.6cm 16 x 16"		00cm 00"		17.3cm 6.81"	
<b>NOTES</b>	Attaches to 3 struts to create column support		Ties the centre of 3 struts in a column support			
<b>WWW.</b>	paratech.com		paratech.com		paratech.com	
						
<b>COMPANY</b>	<b>PARATECH</b>		<b>PARATECH</b>		<b>PARATECH</b>	
<b>MODEL</b>	Latch Holder		Rail Junction Base		Rail Junction	
<b>PRODUCT CODE</b>	22-796689		22-796290		22-796280	
<b>HEAD MID FOOT FITS to SERIES</b>	 All		 Longshore		 Longshore	
<b>ORIGIN</b>						
<b>COST each</b>	£0 \$0 €0		£0 \$0 €0		£0 \$0 €0	
<b>WEIGHT</b>	2.1kg 4.6lb		00kg 00lb		00kg 00lb	
<b>DIMENSIONS</b>	38.1cm 15"		00cm 00"		00cm 00"	
<b>NOTES</b>						
<b>WWW.</b>	paratech.com		paratech.com		paratech.com	

# SHORING STRUT HEADS, FEET & ACCESSORIES

					
<b>PARATECH</b>	<b>PARATECH</b>	<b>PARATECH</b>	<b>PARATECH</b>	<b>PARATECH</b>	<b>PARATECH</b>
Rubber End	Raker Rail Latch Brace	Rail End 02	Rail End 04	Raker Brace	Raker Angle Base
22-798E00	<b>22-796250</b>	22-798E02	22-798E04	XX	XX
 <b>Damage Control Sys</b>	 <b>Damage Control Sys</b>	 <b>Damage Control Sys</b>	 <b>Damage Control Sys</b>	 <b>OO</b>	 <b>OO</b>
					
£0 \$0 €0	£0 \$0 €0	£0 \$0 €0	£0 \$0 €0	£0 \$0 €0	£0 \$0 €0
0.9kg 1.9lb	1.5kg 3.2lb	3.1kg 6.8lb	6.3kg 13.8lb	00kg 00lb	00kg 00lb
10.2cm 4"	-	61cm 24"	122cm 48"	00cm 00"	00cm 00"
paratech.com	paratech.com	paratech.com	paratech.com	paratech.com	paratech.com
					
<b>PARATECH</b>	<b>PARATECH</b>	<b>PARATECH</b>	<b>PARATECH</b>	<b>PARATECH</b>	<b>PARATECH</b>
Longshore Converter	Raker Splice Brace	45° End	Raker Rail 2	Raker Rail 4	Raker Rail 6
22-796037	XX	XX	22-796258A	22-796258B	22-796258C
 <b>Longshore</b>	 <b>Longshore</b>	 <b>Longshore</b>	 <b>OO</b>	 <b>OO</b>	 <b>Damage Control Sys</b>
					
£0 \$372 €0	£0 \$0 €0	£0 \$0 €0	£0 \$0 €0	£0 \$0 €0	£0 \$0 €0
1.1kg 2.5lb	00kg 00lb	00kg 00lb	00kg 00lb	00kg 00lb	1.5kg 3.2lb
8.9cm 3.5"	<b>00cm</b> <b>00"</b>	<b>00cm</b> <b>00"</b>	<b>00cm</b> <b>00"</b>	<b>00cm</b> <b>00"</b>	<b>00cm</b> <b>00"</b>
paratech.com	paratech.com	paratech.com	paratech.com	paratech.com	paratech.com

<p><b>IMAGES NOT to SCALE</b> Ext = Fixed length Extension strut = Option</p>					
<b>COMPANY</b>	PARATECH		PARATECH	PARATECH	PARATECH
<b>MODEL</b>	Hydraulic Pump		Strut Driver	Strut Driver	Strut Driver Handle
<b>PRODUCT CODE</b>	22-790020		22-796200SD	22-796202SD	22-797727
<b>HEAD MID FOOT FITS to SERIES</b>	 Hydafusion		 Acme Thread	 Acme Thread	 Acme Thread
<b>ORIGIN</b>					
<b>COST each</b>	£0 \$1564 €0		£0 \$0 €0	£0 \$0 €0	£0 \$235 €0
<b>WEIGHT</b>	00kg 00lb		10.2kg 22.6lb	13.4kg 29.6lb	1.3kg 2.85lb
<b>DIMENSIONS</b>	00cm 00"		00cm 00"	00cm 00"	00cm 00"
<b>NOTES</b>	With gauge with 10ft hose up to 690bar/10,000psi		Fits 64-91cm Strut	Fits 94-147cm Strut	Fits 94-147cm Strut
<b>WWW.</b>	paratech.com		paratech.com	paratech.com	paratech.com
<p><b>IMAGES NOT to SCALE</b> Ext = Fixed length Extension strut = Option</p>					
<b>COMPANY</b>	PROSPAN		PROSPAN	PROSPAN	PROSPAN
<b>MODEL</b>	XX		XX	XX	XX
<b>PRODUCT CODE</b>	XX		XX	XX	XX
<b>HEAD MID FOOT FITS to SERIES</b>	 Prospan		 OO	 Prospan	 Prospan
<b>ORIGIN</b>					
<b>COST each</b>	£0 \$0 €0		£0 \$0 €0	£0 \$0 €0	£0 \$0 €0
<b>WEIGHT</b>	00kg 00lb		00kg 00lb	00kg 00lb	00kg 00lb
<b>DIMENSIONS</b>	00cm 00"		00cm 00"	00cm 00"	00cm 00"
<b>NOTES</b>				WLL	
<b>WWW.</b>	prospanshoring.com		prospanshoring.com	prospanshoring.com	prospanshoring.com

# SHORING STRUT HEADS, FEET & ACCESSORIES

					
<b>PARATECH</b>	<b>PARATECH</b>	<b>PROSPAN</b>	<b>PROSPAN</b>	<b>PROSPAN</b>	<b>PROSPAN</b>
Load Monitor	Angel Load Alarm	XX	XX	XX	XX
XX	XX	XX	XX	XX	XX
 <b>OO</b>	 <b>OO</b>	 <b>Prospan</b>	 <b>Prospan</b>	 <b>Prospan</b>	 <b>Prospan</b>
					
£0 \$0 €0	£0 \$0 €0	£0 \$0 €0	£0 \$0 €0	£0 \$0 €0	£0 \$0 €0
00kg 00lb	00kg 00lb	00kg 00lb	00kg 00lb	00kg 00lb	00kg 00lb
00cm 00"	00cm 00"	00cm 00"	00cm 00"	00cm 00"	00cm 00"
paratech.com	paratech.com	prospanshoring.com	prospanshoring.com	prospanshoring.com	prospanshoring.com
					
<b>PROSPAN</b>	<b>PROSPAN</b>	<b>PROSPAN</b>	<b>PROSPAN</b>	<b>PROSPAN</b>	<b>PROSPAN</b>
XX	Swivel End	4-Shore Wall Mount	2-Shore Wall Mount	Swivel Wale Plate	Gantry Column Plate
XX	PRO-SEA	PRO-QUAD	PRO-DUO	PRO-SWBP	PRO-GCPLT
 <b>Prospan</b>	 <b>Prospan</b>	 <b>Prospan</b>	 <b>Prospan</b>	 <b>Prospan</b>	 <b>Prospan</b>
					
£0 \$0 €0	£0 \$169 €0	£0 \$0 €0	£0 \$237 €0	£0 \$237 €0	£0 \$0 €0
00kg 00lb	00kg 00lb	00kg 00lb	00kg 00lb	00kg 00lb	00kg 00lb
00cm 00"	00cm 00"	00cm 00"	00cm 00"	00cm 00"	00cm 00"
prospanshoring.com	prospanshoring.com	prospanshoring.com	prospanshoring.com	prospanshoring.com	prospanshoring.com Requires 3x Clevis to attach to strut-legs for tripod or use two (top & bottom) as a column support

**IMAGES NOT to SCALE**  
Ext = Fixed length  
Extension strut  
= Option



COMPANY	PROSPAN	PROSPAN	PROSPAN	PROSPAN	PROSPAN
MODEL	Base Plate	Raker Base Plate	Baseplate Timber Block	Raker-Rail Splice	2xRaker Nailing Blocks
PRODUCT CODE	TASS/PRO-BP10	PRO-RRBP	PRO-BPTB	PRO-RRSPL	PRO-RRNB
HEAD MID FOOT FITS to SERIES	TASS/Prospan	Prospan	Prospan	Prospan	Prospan
ORIGIN					
COST each	£0 \$0 €0	£0 \$0 €0	£0 \$0 €0	£0 \$0 €0	£0 \$0 €0
WEIGHT	00kg 00lb	00kg 00lb	00kg 00lb	00kg 00lb	00kg 00lb
DIMENSIONS	00cm 00"	00cm 00"	00cm 00"	00cm 00"	00cm 00"
NOTES					
WWW.	prospanshoring.com	prospanshoring.com	prospanshoring.com	prospanshoring.com	prospanshoring.com

**IMAGES NOT to SCALE**  
Ext = Fixed length  
Extension strut  
= Option

COMPANY	RESQTEC	RESQTEC	RESQTEC	RESQTEC	RESQTEC
MODEL	XX	XX	XX	XX	XX
PRODUCT CODE	XX	XX	XX	XX	XX
HEAD MID FOOT FITS to SERIES	ProFix	ProFix	ProFix	ProFix	ProFix
ORIGIN					
COST each	£0 \$0 €0	£0 \$0 €0	£0 \$0 €0	£0 \$0 €0	£0 \$0 €0
WEIGHT	00kg 00lb	00kg 00lb	00kg 00lb	00kg 00lb	00kg 00lb
DIMENSIONS	00cm 00"	00cm 00"	00cm 00"	00cm 00"	00cm 00"
NOTES	Load capacity 4.4 USt	Load capacity 4.4 USt	Load capacity 0.9 USt	Load capacity 4.4 USt	Load capacity 4.4 USt
WWW.	resqtec.com	resqtec.com	resqtec.com	resqtec.com	resqtec.com





# 'pneumatic' HIGH-PRESSURE AIRBAGS



It is vital to work within the stated capacities of the bags because unlike a hydraulic tool that will simply stop working adequately when overloaded, most high-pressure air bags do not have any form of pressure release that doesn't involve possible serious injury to those around it. Ironically, the low and medium pressure airbags at only 1Bar or less often do have a pressure release valve but that is more to protect the bag than the operator. If in any doubt, use this imperial conversion formula to calculate the approximate lift capacity of any given bag, then err on the side of caution!:

**L" x W" x operating pressure (psi) = lift capacity in lbs**  
eg. 26"x 26" = 676  
676 x 116 (psi) = 78416'bs/39.2t(US)/35.5tonne

The main consideration in using an airbag is to differentiate between the **maximum lift capacity when the bag is at its lowest lift height** (when the maximum surface area of bag is in contact with the load) and that which is achievable when the bag is at maximum height. As the bag is inflated it forms the familiar dome shape and as less bag is in contact, less weight can be lifted. In fact at the highest point of the highest capacity bag listed here (the rather non-standard NT8) the amount that can be lifted is only about 6 tonnes compared to the 132 tonnes it can lift at only 70mm/3 inches inflation height.

Most bags have a Kevlar/Aramid mesh (used to be a steel mesh) interlace in their construction which resists intrusion of the load to some extent - the so-called 'sling-effect'.

Use of an intermediate protective metal plate is debatable as the rounded bag can easily destabilize and jettison a 'slippery' metal plate. The very first bag to overcome this was the *Zumro* (now *Resqtec*) *NT* bags with an integrated metal plate enabling inter-connection of bags and in some cases a single air feed to all 2, 3 or 4 bags in the stack though greater control and safety would be with separate hose attachments to each. The metal connecting plate also affords much greater protection and a guaranteed flat top and bottom surface offering good protection against a sharp surface. This concept is now used by other manufacturers like the *Vetter* bags on the left where you can

Outwardly, high pressure lifting bags, or more accurately, cushions, have changed little since their introduction in the 70s save for the incorporation of more technical and

robust fibres like the Kevlar derivatives . Otherwise you are looking at a robust and thickly walled rubber square or circle that is inflated using a compressed air cylinder. Placed beneath a vehicle or under a concrete plinth it has enough power to lift between 2 and >135metric tonnes (150 US tons). But don't be fooled by the simplicity of a high pressure bag because placing and using them requires a wise hand. Like hydraulic tools they apply the least load at their greatest size and in the case of a bag, the point-load area diminishes as it inflates. What starts out as a broadly supported load across perhaps two thirds of the bag's width when it is less than half inflated can become only a few inches across at maximum inflation - this can lead to dangerously high loads on the target load, dangerously high loads on a small area of the bag and possibly dangerously unstable such that the load could shift or it could simply 'squeeze' the bags at an angle and eject them with great force - all three of these scenarios are why you should ALWAYS FOLLOW YOUR LIFT with cribbing/stabilisation of some form to capture the progress made should something go wrong. In the image above you can see another key consideration - that of synchronised lifting - you can have separate hoses running through a common cylinder(s) and valve and then to a multiple controller handled by one operator or separate hoses, valves and controls for each.



# HIGH PRESSURE AIRBAGS

see that, were they not strongly connected by a screw-on metal plate between each bag this 3-stack configuration would struggle to remain in place. In our tables we have listed such connecting bags as **CONNECT** but most simpler bags will **STACK** at least two up and hold well on the substantial grip patterns that are moulded into their upper and lower surfaces but only at the lower inflation pressures with plenty of surface area in contact with each other - inflate too much and the grip area minimises and it is like trying to balance two basketball on top of each other and then an elephant on top of that! Lift height requirements can be under-estimated because the maximum quoted height may involving a point load rather than broad surface lift and this may flatten under heavy load - reducing the actual lift height or the target load may have some flex and deflect/become concave thus requiring greater lift height to move the entire load. Most small to mid-size bags only lift a few inches. If the lift distances are great you may want to consider either a low pressure air bag or a hard metal jack or shore. The latter won't deflect or 'bounce', they provide some degree of auto-cribbing and negate the need to stack bags. Stacking is best avoided altogether. If you must stack to achieve your lift objective always place the largest bag on the base and inflate that fully first before inflating the next one up. Avoid using more than 2 bags except under exceptional circumstances that probably won't be covered by the bag manufacturer's warranty. Obvious exceptions to this advice are the hard-connect bags which are designed to be used two, three or even four bags high and the con-joined bags like *Paratech's MultiForce* above



which looks like two bags but is actually one, dual chambered bag. This model also features a hard-handled base with wheels to make it easier to place remotely with a push-pole. Note that the base bag inflates fully first to establish a firm base and grip on the target load before the top bag inflates to provide the lift.

Some bags have a surface pattern that not only provides increased traction but actively interlocks with a stacked bag making them more stable in a stack lift. Most bags have a pronounced dimpled surface or cross-hatch to increase purchase on the load and this will also provide some degree of interlock. Use cribbing or a load-bearing platform beneath Pneumatic airbags to perform lifts at height and be sure to follow up your lifts with cribbing or support struts in case of bag failure or to allow removal and relocation.

50 Years  
Reliable. Every time. Everywhere.



**Emergency Pneumatics.**



## Air CU\* deadman

The first controller to light up the night.



\*Air CU = Air Control Unit

**✓ Good reasons:**

- › Made for use with Vetter lifting bags
- › Increased convenience and new design
- › Illuminated version on request
- › Now with inlet pressure gauge
- › Complies with EN 13731:2008

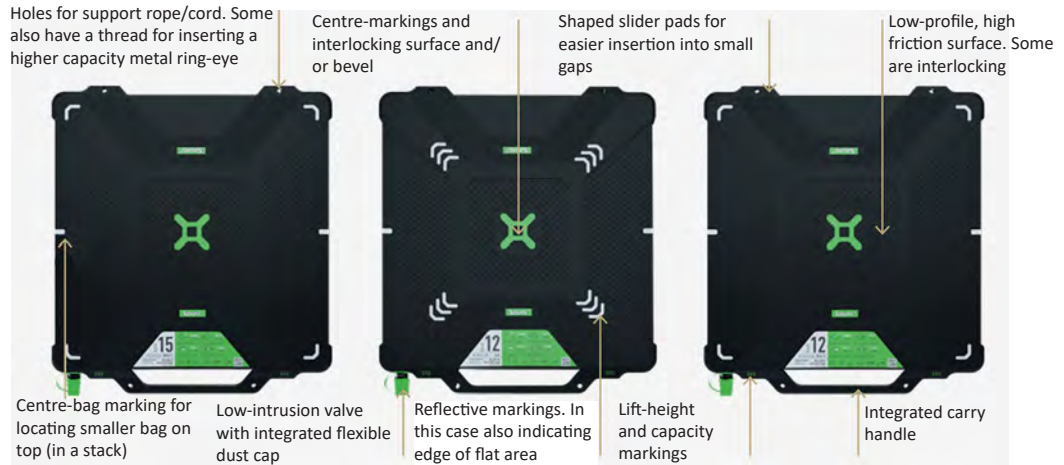
**Vetter GmbH**  
A Unit of IDEX Corporation

Blatzheimer Str. 10-12  
D-53909 Zülpich – Germany

Tel.: +49 (0) 22 52 / 30 08-0  
Mail: [vetter.rescue@idexcorp.com](mailto:vetter.rescue@idexcorp.com)

For further information visit [www.vetter.de](http://www.vetter.de)

Whether your bags have a square edge profile, which some argue pushes dirt and debris away, or a round edge which pushes into spaces easier, you will need at least half an inch/2.5cm or more clearance in which to insert the bag so consider initial use of a wedge or spreaders to gain the necessary initial insertion height. This is such a key requirement of any lifting operation that we have highlighted the minimum insertion height for each bag at the end of the DIMENSIONS figures in pink.



In recent years we have seen some improvements in design and ergonomics of square high pressure bags leading to something of a two-tier option in many ranges - traditional (albeit enhanced) bags or cushions at the more affordable end and the more sophisticated and expensive bags with extra features like a carry handle, rigging eye (for rope/cord), enhanced markings giving lift capacities and heights etc. (markngs may also be on the side to identify in a stored stack) as on these *Holmatro* and *Paratech* bags, and an engineered surface that has greater traction and usually a flatter profile when inflated (hence the term 'flat bag'. The *Trelleborg/SAVA* images at the top detail these features but some features, like a profiled/textured surface and reflective markings are also present on the cheaper, traditional airbags. Note that the *Holmatro* airbags operate at both 8 and 12 bar pressures so have two sets of lift capacities depending on what pressure you use.



the hole and against two ratchet straps. In trench rescue they can often be used to provide support for emergency trench boards pushing against the back wall rather than having to backfill or place short shores because they are much easier to place remotely without exposing rescuers to the dangers of further collapse.

**As with rams it is vital to centralise the lift on the centre of the bag - if your target load starts to stray off-centre as it moves the bag could be squeezed out with some force and the load will collapse back down if you have not followed the lift with cribbing.**

**IN THE FOLLOWING TABLES.....**

Any use, feature, accessory or component that is inherent in the tool is shown as a solid coloured square ■■■■■ If it's an option it is shown as an outline square □□□□□

A circle ●●●● indicates that this feature is only partially present and/or is OK for that purpose but not ideal. A model variant is shown in cyan blue and any features or specifications that differ from the standard are also in cyan or will have a cyan outline to a black or coloured square ■■■■.

**ORIGIN:** The company's home country, not necessarily the country of manufacture which is indicated by an inset flag or two equally sized flags if the tool is made in both countries.

**WEIGHT:** Refers to the operational weight not including inflation equipment.

**DIMENSIONS:** The Length by width by depth/height of the bag ready to store on the truck and/or ready to work. The height figure is highlighted in pink because it is key to being able to insert the bag into any given space prior to initiating the lift.

**LIFT CAPACITY:** Our figures are in Metric tonnes and US (Short) Tons. There are 1.10 US short tons to a metric tonne.

**NB. LIFT CAPACITY** reduces as the bag reaches full inflation and full height. Max Lift Capacity figures are at minimum insertion height at the start of the lift, reducing by perhaps 50% as the bag reaches max height. Where we show 2 sets of figures the lowest number will be lift capacity at maximum height of the bag. For all others, assume that the max lift capacity is at the minimum lift height and will be considerably less when at maximum height.





## Holmatro Special Tactics equipment

Hydraulic breaching, cutting, spreading and lifting tools for your tactical operations.

Important features:

- Low visibility
- Silent operation
- Quick & easy use
- High forces
- Optimal portability

Watch the application videos on our website!



images not to Scale  
 ● ● ● =OK but not ideal  
 SBR= Styrene-Butadiene Rubber

### NB: LIFT CAPACITY

Figures quoted may not be at maximum height. Where two figures are given the lowest will be at max height, the highest will be at partial lift height



COMPANY	AOLAI RESCUE	AOLAI RESCUE	AOLAI RESCUE	AOLAI RESCUE	AOLAI RESCUE
<b>SERIES MODEL VARIANT</b>	<b>5T</b>	<b>10T</b>	<b>15T</b>	<b>20T</b>	
CODE NUMBER <b>VARIANT</b>	ALQD-5	ALQD-10	ALQD-15	ALQD-20	
ORIGIN					
COST inc tax / VAT	N/A	N/A	N/A	N/A	
WEIGHT exc inflation eqpt	2.4kg / 5.3lb	4.2kg / 9.3lb	6kg / 13.2lb	8.5kg / 18.7lb	11.1kg / 24.6lb
DEFLATED DIMENSIONS (valve) Length (+Valve)x Width x Height/depth	30 x 30 x 2.5cm 11.8 x 11.8 x 1"	38 x 38 x 2.5cm 15 x 15 x 1"	45 x 45 x 2.5cm 17.7 x 17.7 x 1"	55 x 55 x 2.5cm 21.6 x 21.6 x 1"	61 x 61 x 2.5cm 24.0 x 24.0 x 1"
INFLATED HEIGHT	16cm / 6.3"	21cm / 8.2"	25cm / 00"	30cm / 11.8"	34cm / 13.4"
Max LIFT CAPACITY @min ht @max height	00 tonnes 6.1 USton	10.06 tonnes 11.1 USton	13.4 tonnes 14.9 USton	21.9 tonnes 24.2 USton	26.7 tonnes 29.4 USton
MAX WORKBURST PRESSURE	8 32BAR / 116 464 psi	8 32BAR / 116 464 psi	8 32BAR / 116 464 psi	8 32BAR / 116 464 psi	8 32BAR / 116 464 psi
AIR VOLUME	42L / 1.48cuft	86L / 3cuft	152L / 5.36cuft	296L / 10.45cuft	416L / 14.7cuft
STACK/CONNECT HI-VIZ	2x	2x	2x	2x	2x
MATERIAL REINFORCEMENT	Rubber Aramid	Rubber Aramid	Rubber Aramid	Rubber Aramid	Rubber Aramid
NOTES	EN13731	EN13731	EN13731	EN13731	EN13731
WEBSITE	aolairescue.com	aolairescue.com	aolairescue.com	aolairescue.com	aolairescue.com

images not to Scale  
 ● ● ● =OK but not ideal  
 SBR= Styrene-Butadiene Rubber

### NB: LIFT CAPACITY

Figures quoted may not be at maximum height. Where two figures are given the lowest will be at max height, the highest will be at partial lift height

COMPANY	AOLAI RESCUE	AOLAI RESCUE	AOLAI RESCUE	AOLAI RESCUE	AOLAI RESCUE
<b>SERIES MODEL VARIANT</b>	<b>00</b>	<b>00</b>	<b>00</b>	<b>00</b>	<b>00</b>
CODE NUMBER <b>VARIANT</b>	00	00	00	00	00
ORIGIN					
COST inc tax / VAT	N/A	N/A	N/A	N/A	
WEIGHT exc inflation eqpt	00kg / 00lb	00kg / 00lb	00kg / 00lb	00kg / 00lb	00kg / 00lb
DEFLATED DIMENSIONS (valve) Length (+Valve)x Width x Height/depth	00 x 00 x 2.5cm 00 x 00 x 1"	00 x 00 x 2.5cm 00 x 00 x 1"	00 x 00 x 2.5cm 00 x 00 x 1"	00 x 00 x 2.5cm 00 x 00 x 1"	00 x 00 x 2.5cm 00 x 00 x 1"
INFLATED HEIGHT	00cm / 00"	00cm / 00"	00cm / 00"	00cm / 00"	00cm / 00"
Max LIFT CAPACITY @min ht @max height	00 tonnes 00 USton	00 tonnes 00 USton	00 tonnes 00 USton	00 tonnes 00 USton	00 tonnes 00 USton
MAX WORKBURST PRESSURE	8-12BAR / 00psi	8-12BAR / 00psi	8-12BAR / 00psi	8-12BAR / 00psi	8-12BAR / 00psi
AIR VOLUME	00L / 00cuft	00L / 00cuft	00L / 00cuft	00L / 00cuft	00L / 00cuft
STACK/CONNECT HI-VIZ					
MATERIAL REINFORCEMENT	Rubber Aramid	Rubber Aramid	Rubber Aramid	Rubber Aramid	Rubber Aramid
NOTES	EN13731	EN13731	EN13731	EN13731	EN13731
WEBSITE	aolairescue.com	aolairescue.com	aolairescue.com	aolairescue.com	aolairescue.com

# HIGH PRESSURE AIRBAGS

					
<b>AOLAI RESCUE</b>	<b>AOLAI RESCUE</b>	<b>AOLAI RESCUE</b>	<b>AOLAI RESCUE</b>	<b>AOLAI RESCUE</b>	<b>AOLAI RESCUE</b>
<b>30T</b>	<b>40T</b>	<b>50T</b>	<b>70T</b>	<b>OO</b>	<b>OO</b>
ALQD-30	ALQD-40	ALQD-50	ALQD-70	OO	OO
					
N/A	N/A	N/A	N/A	N/A	N/A
5kg / 25lb	19.1kg / 42lb	23.9kg / 52.7lb	26.3kg / 58lb	00kg / 00lb	00kg / 00lb
61 x 2.5cm x 24 x 1"	78 x 78 x 2.7cm 30.7 x 30.7 x 1.1"	87 x 87 x 2.7cm 34 x 34 x 1.1"	100 x 98 x 2.8cm 39 x 38.5 x 1.2"	00 x 00 x 2.5cm 00 x 00 x 1"	00 x 00 x 2.5cm 00 x 00 x 1"
0cm / 13"	42cm / 16.5"	47cm / 18.5"	49cm / 19.2"	00cm / 00"	00cm / 00"
0.9 tonnes	44.5 tonnes	54.9 tonnes	64.9 tonnes	00 tonnes	00 tonnes
0.7 USton	49.1 USton	60.6 USton	71.6 USton	00 USton	00 USton
8-12BAR / 116 464 psi	8-12BAR / 116 464 psi	8-12BAR / 116 464 psi	8-12BAR / 116 464 psi	8-12BAR / 00psi	8-12BAR / 00psi
00L / 14.7cuft	921L / 32.5cuft	1305L / 46cuft	1505L / 53.1cuft	00L / 00cuft	00L / 00cuft
2x 	2x 	2x 	2x 	3x 	3x 
Rubber Aramid	Rubber Aramid	Rubber Aramid	Rubber Aramid	Rubber Aramid	Rubber Aramid
EN13731	EN13731	EN13731	EN13731	EN13731	EN13731
aolairescue.com	aolairescue.com	aolairescue.com	aolairescue.com	aolairescue.com	aolairescue.com
					
<b>AOLAI RESCUE</b>	<b>AOLAI RESCUE</b>	<b>AOLAI RESCUE</b>	<b>AOLAI RESCUE</b>	<b>AOLAI RESCUE</b>	<b>ENERPAC</b>
<b>OO</b>	<b>OO</b>	<b>OO</b>	<b>OO</b>	<b>OO</b>	<b>B1A</b>
OO	OO	OO	OO	OO	350.321.002
					
N/A	N/A	N/A	N/A	N/A	£ \$ €
0kg / 00lb	00kg / 00lb	00kg / 00lb	00kg / 00lb	00kg / 00lb	00kg / 00lb
00 x 2.5cm x 00 x 1"	00 x 00 x 2.5cm 00 x 00 x 1"	00 x 00 x 2.5cm 00 x 00 x 1"	00 x 00 x 2.5cm 00 x 00 x 1"	00 x 00 x 2.5cm 00 x 00 x 1"	00 x 00 x 2.5cm 00 x 00 x 1"
0cm / 00"	00cm / 00"	00cm / 00"	00cm / 00"	00cm / 00"	00cm / 00"
0 tonnes	00 tonnes	00 tonnes	00 tonnes	00 tonnes	00 tonnes
0 USton	00 USton	00 USton	00 USton	00 USton	00 USton
8-12BAR / 00psi	8-12BAR / 00psi	8-12BAR / 00psi	8-12BAR / 00psi	8-12BAR / 00psi	8-12BAR / 00psi
00L / 00cuft	00L / 00cuft	00L / 00cuft	00L / 00cuft	00L / 00cuft	00L / 00cuft
					2x 
Rubber Aramid	Rubber Aramid	Rubber Aramid	Rubber Aramid	Rubber Aramid	Rubber Aramid
EN13731	EN13731	EN13731	EN13731	EN13731	EN13731
aolairescue.com	aolairescue.com	aolairescue.com	aolairescue.com	aolairescue.com	enerpac.com

images not to Scale  
 ● ● ● =OK but not ideal  
 SBR= Styrene-Butadiene Rubber


**NB: LIFT CAPACITY**  
 Figures quoted may not be at maximum height. Where two figures are given the lowest will be at max height, the highest will be at partial lift height



COMPANY	ENERPAC	ENERPAC	ENERPAC	ENERPAC	ENERPAC
SERIES MODEL VARIANT	B3A	B6A	B11A	B14A	B17A
CODE NUMBER VARIANT	350.321.006	350.321.008	350.321.011	350.321.016	350.321.019
ORIGIN					
COST inc tax / VAT	£ \$895 €	£ \$1408 €	£ \$1736 €	£ \$1970 €	£ \$2200 €
WEIGHT exc inflation eqpt	1.3kg / 2.8lb	2.4kg / 5.3lb	4kg / 8.8lb	5.3kg / 11.6lb	8.1kg / 17.9lb
DEFLATED DIMENSIONS (valve) Length (+Valve)x Width x Height/depth	22.9 x 22.9 x 2.8cm 9 x 9 x 1.1"	30.5 x 30.5 x 2.8cm 12 x 12 x 1.1"	38.1 x 38.1 x 2.8cm 15 x 15 x 1.1"	45.7 x 45.7 x 2.8cm 18 x 18 x 1.1"	55.9 x 55.9 x 2.8cm 22 x 22 x 1.1"
INFLATED HEIGHT	12.9cm / 5.1"	15cm / 5.9"	17.8cm / 7"	21.8cm / 8.6"	26.9cm / 10.6"
Max LIFT CAPACITY @min ht @max height	2.81 tonnes 3.1 USton	5.8tonnes 6.4 USton	9.8 tonnes 10.8 USton	12.9 tonnes 14.2 USton	20.7 tonnes 22.9 USton
MAX WORKBURST PRESSURE	8-12BAR / 116psi	8-12BAR / 116psi	8-12BAR / 116psi	8-12BAR / 116psi	8-12BAR / 116psi
AIR VOLUME	15L / 0.53cuft	41.9L / 1.48cuft	86L / 3.04cuft	152L / 5.37cuft	295.9L / 10.47cuft
STACK/CONNECT HI-VIZ	2x ■ - ●	2x ■ - ●	2x ■ - ●	2x ■ - ●	2x ■ - ●
MATERIAL REINFORCEMENT	Rubber Aramid	Rubber Aramid	Rubber Aramid	Rubber Aramid	Rubber Aramid
NOTES	EN13731	EN13731	EN13731	EN13731	EN13731
WEBSITE	enerpac.com	enerpac.com	enerpac.com	enerpac.com	enerpac.com


images not to Scale  
 ● ● ● =OK but not ideal  
 SBR= Styrene-Butadiene Rubber

**NB: LIFT CAPACITY**  
 Figures quoted may not be at maximum height. Where two figures are given the lowest will be at max height, the highest will be at partial lift height




COMPANY	HOLMATRO	HOLMATRO	HOLMATRO	HOLMATRO	HOLMATRO
SERIES MODEL VARIANT	HLB2	HLB6	HLB8	HLB11	HLB15
CODE NUMBER VARIANT	350.321.002	350.321.006	350.321.008	350.321.011	350.321.015
ORIGIN					
COST inc tax / VAT	N/A	N/A	N/A	N/A	N/A
WEIGHT exc inflation eqpt	0.7kg / 1.5lb	1.6kg / 3.5lb	2.1kg / 4.6lb	3.2kg / 7lb	4.5kg / 9.9lb
DEFLATED DIMENSIONS (valve) Length (+Valve)x Width x Height/depth	16(+4) x 16 x 2.2cm 7.9(+1.6) x 6.3 x 0.9"	24.5(+4) x 24.5 x 2.2cm 9.65(+1.6) x 9.65 x 0.9"	29.5(+4) x 29.5 x 2.2cm 11.6(+1.6) x 11.6 x 0.9"	40.3 x 32.5 x 2.5cm 15.87 x 12.8 x 0.9"	46.7 x 38.1 x 2.5cm 18.39 x 15.0 x 0.9"
INFLATED HEIGHT	9.4cm / 3.7"	14.1cm / 5.55"	17.9cm / 7.05"	20.7cm / 8.15"	23.6cm / 9.3"
Max LIFT CAPACITY @min ht @max height	*1.4-2.1 tonnes 1.5-2.3 USton	*3.8-5.6 tonnes 4.2-6.1 USton	*5.6-8.4 tonnes 6.1-9.25 USton	*7.4-11.2 tonnes 8.15-12.3 USton	*10.5-15.2 tonnes 11.5-16.7 USton
MAX WORKBURST PRESSURE	*8-12BAR / 116-174psi	*8-12BAR / 116-174psi	*8-12BAR / 116-174psi	*8-12BAR / 116-174psi	*8-12BAR / 116-174psi
AIR VOLUME	0.8L / 0.03cuft	2.2L / 0.06cuft	3.3L / 0.12cuft	5.4L / 0.19cuft	8.7L / 0.31cuft
STACK/CONNECT HI-VIZ	2x ■ - ■	2x ■ - ■	2x ■ - ■	2x ■ - ■	2x ■ - ■
MATERIAL REINFORCEMENT	Nitrile Rubber 3 layer Aramid	Nitrile Rubber 3 layer Aramid	Nitrile Rubber 3 layer Aramid	Nitrile Rubber 3 layer Aramid	Nitrile Rubber 3 layer Aramid
NOTES	*Operates at both 8 & 12 bar EN13731	*Operates at both 8 & 12 bar EN13731	*Operates at both 8 & 12 bar EN13731	*Operates at both 8 & 12 bar EN13731, cord-attachment eyes	*Operates at both 8 & 12 bar EN13731, cord-attachment eyes
WEBSITE	holmatro.com	holmatro.com	holmatro.com	holmatro.com	holmatro.com





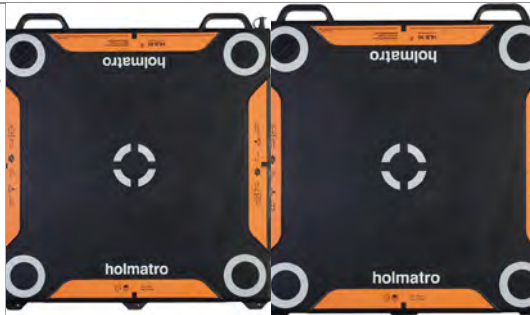
<b>ENERPAC</b>	<b>ENERPAC</b>	<b>ENERPAC</b>	<b>ENERPAC</b>	<b>ENERPAC</b>	<b>ENERPAC</b>
<b>B22A</b>	<b>B28A</b>	<b>B35A</b>	<b>B46A</b>	<b>B59A</b>	<b>B77A</b>
350.321.021	350.321.031	350.321.038	350.321.053	350.321.063	350.321.063
<b>\$2481 €</b>	<b>£ \$3038 €</b>	<b>£ \$3926 €</b>	<b>£ \$4782 €</b>	<b>£ \$5407 €</b>	<b>£ \$6036 €</b>
11.2kg / 24.6lb	11.2kg / 24.6lb	13.6kg / 29.9lb	18.2kg / 40.1lb	22.5kg / 49.6lb	25.3kg / 44.8lb
55.9 x 2.8cm 22 x 1.1"	61 x 61 x 3cm 24 x 24 x 1.2"	68.6 x 68.6 x 3cm 27 x 27 x 1.2"	78.7 x 78.7 x 3cm 31 x 31 x 1.2"	88.9 x 88.9 x 3cm 35 x 35 x 1.2"	91.4 x 91.4 x 3cm 38 x 38 x 1.2"
29.9cm / 11.8"	29.9cm / 11.8"	35.8cm / 14.1"	41.9cm / 16.5"	44.9cm / 17.7"	50.8cm / 20.5"
1.6 tonnes 2.7 USton	25.1 tonnes 27.7 USton	32 tonnes 35.3 USton	42.1 tonnes 46.4 USton	53.3 tonnes 58.8 USton	67.2 tonnes 77 USton
8-12BAR / 116psi	8-12BAR / 116psi	8-12BAR / 116psi	8-12BAR / 116psi	8-12BAR / 116psi	8-12BAR / 116psi
10.45cuft	416.25L / 14.7cuft	620.1L / 21.9cuft	920.3L / 32.5cuft	1325.2L / 46.8cuft	1503.6L / 53.1cuft
2x	2x	2x	2x	2x	2x
Rubber Aramid	Rubber Aramid	Rubber Aramid	Rubber Aramid	Rubber Aramid	Rubber Aramid
EN13731	EN13731	EN13731	EN13731	EN13731	EN13731
enerpac.com	enerpac.com	enerpac.com	enerpac.com	enerpac.com	enerpac.com



<b>HOLMATRO</b>	<b>HOLMATRO</b>	<b>HOLMATRO</b>	<b>HOLMATRO</b>	<b>HOLMATRO</b>	<b>HOLMATRO</b>
<b>HLB16</b>	<b>HLB21</b>	<b>HLB31</b>	<b>HLB38</b>	<b>HLB53</b>	<b>HLB63</b>
350.321.016	350.321.021	350.321.031	350.321.038	350.321.053	350.321.063
<b>N/A</b>	<b>N/A</b>	<b>N/A</b>	<b>N/A</b>	<b>N/A</b>	<b>N/A</b>
5.6kg / 12.3lb	5.6kg / 12.3lb	8.6kg / 19lb	10kg / 22lb	15kg / 33lb	17kg / 37.5lb
39 x 2.5cm 15.35 x 00"	51.7 x 44 x 2.5cm 20.35 x 17.32 x 1"	66.2 x 53 x 2.7cm 26.06 x 20.8 x 00"	66.2 x 58.5 x 2.7cm 00 x 00 x 00"	76.7 x 69 x 2.7cm 30.2 x 27.17 x 00"	82.7 x 75 x 2.7cm 32.56 x 29.53 x 1.06"
26.6cm / 10.47"	26.6cm / 10.47"	32.1cm / 12.64"	35.2cm / 13.86"	41.1cm / 16.18"	45.6cm / 17.95"
1.5-1.8 tonnes 17.4 uston	*13.6-21.4 tonnes 15-23.5 USton	*20.8-31.2 tonnes 22.9-34.4 USton	*25.2-37.7 tonnes 27.7-31.5 USton	*35.4-53 tonnes 39-58.4 USton	*42.1-63.2 tonnes 46.4-69.6 USton
8-116-174psi	*8-12BAR / 116-174psi	*8-12BAR / 116-174psi	*8-12BAR / 116-174psi	*8-12BAR / 116-174psi	*8-12BAR / 116-174psi
0.31cuft	13.4L / 0.37cuft	24L / 0.85cuft	37L / 1.31cuft	58L / 2.05cuft	74L / 2.61cuft
2x	2x	2x	2x	2x	2x
Nitrile Rubber 3 layer Aramid	Nitrile Rubber 3 layer Aramid	Nitrile Rubber 3 layer Aramid	Nitrile Rubber 3 layer Aramid	Nitrile Rubber 3 layer Aramid	Nitrile Rubber 3 layer Aramid
Operates at both 8 & 12 bar EN13731, cord-attachment eyes	*Operates at both 8 & 12 bar EN13731, cord-attachment eyes	*Operates at both 8 & 12 bar EN13731, cord-attachment eyes	*Operates at both 8 & 12 bar EN13731, cord-attachment eyes	*Operates at both 8 & 12 bar EN13731, cord-attachment eyes	*Operates at both 8 & 12 bar EN13731, cord-attachment eyes
holmatro.com	holmatro.com	holmatro.com	holmatro.com	holmatro.com	holmatro.com

images **not** to Scale  
 ● ● ● =OK but not ideal  
 SBR= Styrene-Butadiene Rubber

**NB: LIFT CAPACITY**  
 Figures quoted may not be at maximum height. Where two figures are given the lowest will be at max height, the highest will be at partial lift height



<b>COMPANY</b>	<b>HOLMATRO</b>	<b>HOLMATRO</b>	<b>HOLMATRO</b>	<b>HOLMATRO</b>	<b>HOLMATRO</b>
<b>SERIES MODEL VARIANT</b>	<b>HLB85</b>	<b>HLB96</b>	<b>Stack Bag HSB27</b>	<b>Stack Bag HSB40</b>	<b>Stack Bag HSB40</b>
<b>CODE NUMBER VARIANT</b>	350.321.085	350.321.096	350.321.021	350.321.021	350.321.021
<b>ORIGIN</b>					
<b>COST inc tax / VAT</b>	N/A	N/A	N/A	N/A	N/A
<b>WEIGHT exc inflation eqpt</b>	23kg / 50.7lb	25kg / 55.1lb	9.2kg / 20.3lb	13kg / 28.6lb	23.8kg / 52.5lb
<b>DEFLATED DIMENSIONS (valve)</b> Length (+Valve)x Width x Height/depth	94.8 x 87 x 2.7cm 37.3 x 34.3 x 1"	98.7 x 91 x 2.7cm 38.8 x 35.83 x 1"	52 x 52 x 2.7cm 20.5 x 20.5 x 1"	62 x 62 x 2.7cm 24.4 x 24.4 x 1"	84 x 84 x 2.7cm 33.1 x 33.1 x 1"
<b>INFLATED HEIGHT</b>	55cm / 21.65"	56.5cm / 22.24"	17cm / 6.7"	17cm / 6.7"	17cm / 6.7"
<b>Max LIFT CAPACITY @min ht</b> <b>@max height</b>	*58.1-87.2 tonnes 64-96.1 Uston	*63.9-95.9 tonnes 70.4-105.7 Uston	*18-27 tonnes 19.8-29.7 Uston	*29.4-39.6 tonnes 32.4-43.6 Uston	*49.3-63.5 tonnes 54.3-70.3 Uston
<b>MAX WORKBURST PRESSURE</b>	*8-12BAR / 116-174psi	*8-12BAR / 116-174psi	*8-12BAR / 116-174psi	*8-12BAR / 116-174psi	*8-12BAR / 116-174psi
<b>AIR VOLUME</b>	118L / 4.17cuft	135L / 4.77cuft	170L / 6cuft	266.2L / 9.4cuft	555.2L / 19.6cuft
<b>STACK/CONNECT HI-VIZ</b>	2x	2x	3x	3x	3x
<b>MATERIAL REINFORCEMENT</b>	Nitrile Rubber 3 layer Aramid	Nitrile Rubber 3 layer Aramid	Nitrile Rubber 3 layer Aramid	Nitrile Rubber 3 layer Aramid	Nitrile Rubber 3 layer Aramid
<b>NOTES</b>	*Operates at both 8 & 12 bar EN13731, cord-attachment eyes	*Operates at both 8 & 12 bar EN13731, cord-attachment eyes	*Operates at both 8 & 12 bar EN13731/NFPA	*Operates at both 8 & 12 bar EN13731/NFPA	*Operates at both 8 & 12 bar EN13731/NFPA
<b>WEBSITE</b>	holmatro.com	holmatro.com	holmatro.com	holmatro.com	holmatro.com







images **not** to Scale  
 ● ● ● =OK but not ideal  
 SBR= Styrene-Butadiene Rubber

**NB: LIFT CAPACITY**  
 Figures quoted may not be at maximum height. Where two figures are given the lowest will be at max height, the highest will be at partial lift height



<b>COMPANY</b>	<b>MATJACK</b>	<b>MATJACK</b>	<b>MATJACK</b>	<b>MATJACK</b>	<b>MATJACK</b>
<b>SERIES MODEL VARIANT</b>	<b>1.5t Air lifting Bag</b>	<b>3.3t Air lifting Bag</b>	<b>6t Air lifting Bag</b>	<b>13t Air lifting Bag</b>	<b>22t Air lifting Bag</b>
<b>CODE NUMBER VARIANT</b>	101K	103K	106K 106	113K 113	122K 122
<b>ORIGIN</b>					
<b>COST inc tax / VAT</b>	£0 \$0 €0	£0 \$0 €0	£0 \$0 €0	£0 \$0 €0	£0 \$0 €0
<b>WEIGHT exc inflation eqpt</b>	0.9kg / 2lb	1.4kg / 3lb	1.6 2.7kg / 4 6lb	5.4 6.8kg / 12 15lb	10 12.2kg / 22 27lb
<b>DEFLATED DIMENSIONS (valve)</b> Length (+Valve)x Width x Height/depth	15.24 x 15.24 x 1.8cm 6 x 6 x 0.75"	30.5 x 15.24 x 1.8cm 12 x 6 x 0.75"	25 x 25 x 3.175cm 10 x 10 x 1.25"	37.5 x 37.5 x 3.17cm 15 x 15 x 1.25"	50 x 50 x 3.17cm 20 x 20 x 1.25"
<b>INFLATED HEIGHT</b>	6cm / 2.5"	6cm / 2.5"	11.25cm / 4.5"	6cm / 2.5"	25cm / 9.8"
<b>Max LIFT CAPACITY @min ht</b> <b>@max height</b>	1.3 tonnes 1.5 Uston	2.9 tonnes 3.3 Uston	5.4 tonnes 6 Uston	11.8 tonnes 13 Uston	22 tonnes 24.5 Uston
<b>MAX WORKBURST PRESSURE</b>	8.2BAR / 120psi	8.2BAR / 120psi	8.2BAR / 120psi	8.2BAR / 120psi	8.2BAR / 120psi
<b>AIR VOLUME</b>	00L / 00cuft	00L / 00cuft	00L / 00cuft	00L / 00cuft	00L / 00cuft
<b>STACK/CONNECT HI-VIZ</b>	2x	2x	2x	2x	2x
<b>MATERIAL REINFORCEMENT</b>	Nitrile Rubber 4LyrAramid	Nitrile Rubber 4LyrAramid	Nitrile Rubber 4Lyr Aramid 3Lyr Steel	Nitrile Rubber 4Lyr Aramid 3Lyr Steel	Nitrile Rubber 4Lyr Aramid
<b>NOTES</b>					
<b>WEBSITE</b>	matjack.com	matjack.com	matjack.com	matjack.com	matjack.com

# HIGH PRESSURE AIRBAGS

		
<b>LMATRO</b>	<b>HOLMATRO</b>	
Bag HSB74	Stack Bag HSB92	
0.321.021	350.321.021	
		
N/A	N/A	
28kg / 52.5lb	28kg / 61.7lb	
84 x 2.7cm x 33 x 1"	92 x 92 x 2.7cm 36.2 x 36.2 x 1"	
17cm / 6.7"	17cm / 6.7"	
73.8 tonnes 81.3 USton	*61.5-92.2 tonnes 67.8-101.6 USton	
8-12BAR / 116-174psi	*8-12BAR / 116-174psi	
19.6cuft	691L / 24.4cuft	
3x 	3x 	
Nitrile Rubber 3 layer Aramid	Nitrile Rubber 3 layer Aramid	
Operates at both 8 & 12 bar EN13731/NFPA	*Operates at both 8 & 12 bar EN13731/NFPA	
holmatro.com	holmatro.com	



**PELI™**



**RIGHT ANGLED**



**SAFETY TORCH**

LIFETIME GUARANTEE

| 01457 869999 |  
| PELIPRODUCTS.CO.UK |

					
<b>MATJACK</b>	<b>MATJACK</b>	<b>MATJACK</b>	<b>MATJACK</b>	<b>MATJACK</b>	<b>MATJACK</b>
Air lifting Bag	32t Air lifting Bag	37t Air lifting Bag	50t Air lifting Bag	70t Air lifting Bag	86t Air lifting Bag
22K 122	132K 132	137K 137	150K 150	170K 170	186
					
£0 \$0 €0	£0 \$0 €0	£0 \$0 €0	£0 \$0 €0	£0 \$0 €0	£0 \$0 €0
7kg / 22 28lb	12.7 15.9kg / 28 35lb	15.4 19.5kg / 34 43lb	20.4 28kg / 45 62lb	29.5 36.8kg / 65 81lb	53.6kg / 118lb
50 x 3.17cm 20 x 1.25"	62.5 x 52.5 x 3.2cm 25 x 21 x 1.25"	105 x 40 x 3.2cm 42 x 16 x 1.25"	73.7 x 73.7 x 3.2cm 29 x 29 x 1.25"	86 x 86 x 3.2cm 34 x 34 x 1.25"	106.7 x 106.7 x 3.2cm 42 x 42 x 1.25"
14cm / 10"	27.6cm / 11"	22.5cm / 9"	38.1cm / 15"	45.7cm / 18"	60cm / 24"
10 tonnes 22 USton	29 tonnes 32 USton	33.6 tonnes 37 USton	45.5 tonnes 50 USton	63.6 tonnes 70 USton	87.2 tonnes 86 USton
8.2BAR / 120psi	8.2BAR / 120psi	8.2BAR / 120psi	8.2BAR / 120psi	8.2BAR / 120psi	8.2BAR / 120psi
00L / 00cuft	00L / 00cuft	00L / 00cuft	00L / 00cuft	00L / 00cuft	00L / 00cuft
2x 	2x 	2x 	2x 	2x 	2x 
Nitrile Rubber 3Lyr Steel	Nitrile Rubber 4Lyr Aramid 3Lyr Steel	Nitrile Rubber 4Lyr Aramid 3Lyr Steel	Nitrile Rubber 4Lyr Aramid 3Lyr Steel	Nitrile Rubber 4Lyr Aramid 3Lyr Steel	Nitrile Rubber 3Lyr Steel
matjack.com	matjack.com	matjack.com	matjack.com	matjack.com	matjack.com

images not to Scale  
 ● ● ● =OK but not ideal  
 SBR= Styrene-Butadiene Rubber  
**NB: LIFT CAPACITY**  
 Figures quoted may not be at maximum height. Where two figures are given the lowest will be at max height, the highest will be at partial lift height



COMPANY	MFC INTERNATIONAL	MFC INTERNATIONAL	MFC INTERNATIONAL	MFC INTERNATIONAL	MFC INT
<b>SERIES MODEL VARIANT</b>	<b>Stakjack 8 KSM17</b>	<b>Stakjack 8 KSM25</b>	<b>Stakjack 8 KSM49</b>	<b>Stakjack 8 KSM60</b>	<b>Stakjac</b>
CODE NUMBER <small>VARIANT</small>	KSM17/08	KSM25/08	KSM49/08	KSM60/08	K
ORIGIN					
COST inc tax / VAT	£780	£995	£1550	£2365	
WEIGHT exc inflation eqpt	8kg / 18lb	12kg / 27lb	20kg / 44lb	23kg / 51lb	8
DEFLATED DIMENSIONS (valve) Length (+Valve) x Width x Height/depth	52 x 52 x 2.5cm 20.4 x 20.4 x 1"	62 x 62 x 2.5cm 24.4 x 24.4 x 1"	84 x 84 x 2.5cm 33.1 x 33.1 x 1"	92 x 92 x 2.5cm 36.2 x 36.2 x 1"	52 x 20.4
INFLATED HEIGHT	17.5cm / 6.9"	17.5cm / 6.9"	17.5cm / 6.9"	17.5cm / 6.9"	17.
Max LIFT CAPACITY @min ht @max height	3.6 - 17.2tonnes 4 - 19Uston	7.8-2.55tonnes 8.6 - 28.1Uston	17.9-49.2tonnes 18.7-54.2Uston	24.6-59.8 tonnes 27.1-65.9Uston	5.4 - 6 - 2
MAX WORKBURST PRESSURE	8BAR / 116psi	8BAR / 116psi	8BAR / 116psi	8BAR / 116psi	12B
AIR VOLUME	305L / 10.7cuft	465L / 16.4cuft	893L / 31.5cuft	1074L / 37.9cuft	479
STACK/CONNECT HI-VIZ	3x	3x	3x	3x	3
MATERIAL REINFORCEMENT	SBR Rubber Kevlar Cord	SBR Rubber Kevlar Cord	SBR Rubber Kevlar Cord	SBR Rubber Kevlar Cord	SBR Kev
NOTES	EN13731 Flat, not curved, top profile	EN13731 Flat, not curved, top profile	EN13731 Pic shows stack of 3 bags Flat, not curved, top profile	EN13731 Flat, not curved, top profile	Flat, not c
WEBSITE	mfc-international.com	mfc-international.com	mfc-international.com	mfc-international.com	mfc-inte

images not to Scale  
 ● ● ● =OK but not ideal  
 SBR= Styrene-Butadiene Rubber  
**NB: LIFT CAPACITY**  
 Figures quoted may not be at maximum height. Where two figures are given the lowest will be at max height, the highest will be at partial lift height



COMPANY	MFC INTERNATIONAL	MFC INTERNATIONAL	MFC INTERNATIONAL	MFC INTERNATIONAL	MFC INT
<b>SERIES MODEL VARIANT</b>	<b>Powermat 8 KS5</b>	<b>Powermat 8 KS10</b>	<b>Powermat 8 KS12</b>	<b>Powermat 8 KS16</b>	<b>Power</b>
CODE NUMBER <small>VARIANT</small>	KS05/08	KS10/08	KS12/08	KS16/08	
ORIGIN					
COST inc tax / VAT	£295	£410	£480	£570	
WEIGHT exc inflation eqpt	1.8kg / 4lb	3.6kg / 7.9lb	4.1kg / 9lb	5.1kg / 11.2lb	8k
DEFLATED DIMENSIONS (valve) Length (+Valve) x Width x Height/depth	27 x 27 x 2.5cm 10.6 x 10.6 x 1"	38 x 38 x 2.5cm 15 x 15 x 1"	40.8 x 40.8 x 2.5cm 16.1 x 16.1 x 1"	46 x 46 x 2.5cm 18.1 x 18.1 x 1"	52 x 20.4
INFLATED HEIGHT	15cm / 5.9"	23cm / 8.9"	23cm / 8.9"	25cm / 9.8"	32
Max LIFT CAPACITY @min ht @max height	4.2tonnes 4.6Uston	10.5tonnes 11.5Uston	10.2tonnes 11.2Uston	13.6tonnes 15Uston	2 23
MAX WORKBURST PRESSURE	8BAR / 116psi	8BAR / 116psi	8BAR / 116psi	8BAR / 116psi	8BA
AIR VOLUME	23L / 0.8cuft	69L / 2.4cuft	89L / 3.1cuft	124L / 4.4cuft	186
STACK/CONNECT HI-VIZ	2x	2x	2x	2x	2
MATERIAL REINFORCEMENT	SBR Kevlar Cord	SBR Kevlar Cord	SBR Kevlar Cord	SBR Kevlar Cord	Ke
NOTES	EN13731	EN13731	EN13731	EN13731	E
WEBSITE	mfc-international.com	mfc-international.com	mfc-international.com	mfc-international.com	mfc-inte

# HIGH PRESSURE AIRBAGS

					
<b>MFC INTERNATIONAL</b>	<b>MFC INTERNATIONAL</b>	<b>MFC INTERNATIONAL</b>	<b>MFC INTERNATIONAL</b>	<b>MFC INTERNATIONAL</b>	<b>MFC INTERNATIONAL</b>
<b>Stakjack 12 KSM26</b>	<b>Stakjack 12 KSM38</b>	<b>Stakjack 12 KSM74</b>	<b>Stakjack 12 KSM90</b>	<b>Powermat 8 KS1</b>	<b>Powermat 8 KS3</b>
KSM26/12	KSM38/12	KSM74/12	KSM90/1	KS01/08	KS03/08
					
N/A	N/A	N/A	N/A	£180	£240
12kg / 18lb	12kg / 27lb	20kg / 44lb	23kg / 51lb	0.5kg / 1.1lb	1.3kg / 2.9lb
52 x 2.5cm x 20.4 x 1"	62 x 62 x 2.5cm 24.4 x 24.4 x 1"	84 x 84 x 2.5cm 33.1 x 33.1 x 1"	92 x 92 x 2.5cm 36.2 x 36.2 x 1"	15 x 15 x 2.5cm 5.9 x 5.9 x 1"	22.5x 22.5 x 2.5cm 8.6 x 8.6 x 1"
17.5cm / 6.9"	17.5cm / 6.9"	17.5cm / 6.9"	17.5cm / 6.9"	00cm / 00"	00cm / 00"
25.9 tonnes 28.5 USton	11.8 - 38.2 tonnes 13 - 42.1 USton	34.1 - 73.8 tonnes 37.6 - 81.4USton	45.1 - 89.6 tonnes 49.7 - 98.8USton	0.9 tonnes 1 USton	2.6 tonnes 2.9USton
12BAR / 174psi	12BAR / 174psi	12BAR / 174psi	12BAR / 174psi	8BAR / 116psi	8BAR / 116psi
73L / 16.9cuft	731L / 25.8cuft	1403L / 49.5cuft	1687L / 59.6cuft	3L / 0.1cuft	12L / 00cuft
3x 	3x 	3x 	3x 	2x 	2x 
SBR Rubber Kevlar Cord	SBR Rubber Kevlar Cord	SBR Rubber Kevlar Cord	SBR Rubber Kevlar Cord	SBR Kevlar Cord	SBR Kevlar Cord
EN13731	EN13731	EN13731	EN13731	EN13731	EN13731
Curved, top profile	Flat, not curved, top profile	Flat, not curved, top profile	Flat, not curved, top profile		
mfc-international.com	mfc-international.com	mfc-international.com	mfc-international.com	mfc-international.com	mfc-international.com
					
<b>MFC INTERNATIONAL</b>	<b>MFC INTERNATIONAL</b>	<b>MFC INTERNATIONAL</b>	<b>MFC INTERNATIONAL</b>	<b>MFC INTERNATIONAL</b>	<b>MFC INTERNATIONAL</b>
<b>Powermat 8 KS21</b>	<b>Powermat 8 KS29</b>	<b>Powermat 8 KS33</b>	<b>Powermat 8 KS46</b>	<b>Powermat 8 KS54</b>	<b>Powermat 8 KS67</b>
KS21/08	KS29/08	KS33/08	KS46/08	KS54/08	KS67/08
					
£655	£885	£1010	£1200	£1635	£1980
12kg / 17.6lb	12kg / 27lb	13.5kg / 29.8lb	14.5kg / 32lb	20kg / 44.1lb	23kg / 50.7lb
52 x 2.5cm x 20.4 x 1"	62 x 62 x 2.5cm 24.4 x 24.4 x 1"	65.8 x 65.8 x 2.5cm 25.9 x 25.9 x 1"	77.5 x 77.5 x 2.5cm 30.5 x 30.5 x 1"	84 x 84 x 2.5cm 33.1 x 33.1 x 1"	92 x 92 x 2.5cm 36.2 x 36.2 x 1"
35cm / 12.6"	35cm / 13.8"	38cm / 14.8"	43cm / 16.7"	48cm / 18.7"	50cm / 19.7"
11tonnes 14USton	26.6tonnes 29.3USton	30.3tonnes 33.4USton	42.5tonnes 46.8USton	51.1tonnes 56.3USton	62.2tonnes 68.6USton
8BAR / 116psi	8BAR / 116psi	8BAR / 116psi	8BAR / 116psi	8BAR / 116psi	8BAR / 116psi
311L / 6.6cuft	311L / 11cuft	391L / 13.8cuft	672L / 22.1cuft	797L / 28.1cuft	1051L / 37.1cuft
2x 	2x 	2x 	2x 	2x 	2x 
SBR Kevlar Cord	SBR Kevlar Cord	SBR Kevlar Cord	SBR Kevlar Cord	SBR Kevlar Cord	SBR Kevlar Cord
EN13731	EN13731	EN13731	EN13731	EN13731	EN13731
mfc-international.com	mfc-international.com	mfc-international.com	mfc-international.com	mfc-international.com	mfc-international.com

<p>images <u>not</u> to Scale</p> <p>● ● ● =OK but not ideal</p> <p><b>NB: LIFT CAPACITY</b>                  Figures quoted may not be at maximum height. Where two figures are given the lowest will be at max height, the highest will be at partial lift height</p>					
<b>COMPANY</b>	MFC INTERNATIONAL	MFC INTERNATIONAL	MFC INTERNATIONAL	MFC INTERNATIONAL	MFC INTERNATIONAL
<b>SERIES MODEL VARIANT</b>	Powermat 12 KS2	Powermat 12 KS5	Powermat 12 KS8	Powermat 12 KS16	Powermat 12 KS24
<b>CODE NUMBER</b> <small>VARIANT</small>	KS02/12	KS05/12	KS08/12	KS16/12	KS24/12
<b>ORIGIN</b>					
<b>COST</b> inc tax / VAT	N/A	N/A	N/A	N/A	N/A
<b>WEIGHT</b> exc inflation eqpt	0.5kg / 1.1lb	1.3kg / 2.9lb	1.8kg / 4lb	3.6kg / 7.9lb	4.5kg / 9.9lb
<b>DEFLATED DIMENSIONS</b> (valve) Length (+Valve)x Width x Height/depth	15 x 15 x 2.5cm 5.9 x 5.9 x 1"	22.5 x 22.5 x 2.5cm 8.6 x 8.6 x 1"	27 x 27 x 2.5cm 10.6 x 10.6 x 1"	38 x 38 x 2.5cm 15 x 15 x 1"	40.8 x 40.8 x 2.5cm 16.1 x 16.1 x 1"
<b>INFLATED HEIGHT</b>	8cm / 3.1"	13cm / 5.1"	16cm / 6.3"	23cm / 9"	25cm / 9.8"
<b>Max LIFT CAPACITY</b> @min ht @max height	1.4 tonnes 1.5 USton	4.1 tonnes 4.5 USton	6.6 tonnes 7.3 USton	13.6 tonnes 15 USton	17.5 tonnes 19.5 USton
<b>MAX WORKBURST PRESSURE</b>	12BAR / 174psi	12BAR / 174psi	12BAR / 174psi	12BAR / 174psi	12BAR / 174psi
<b>AIR VOLUME</b>	4l / 0.1cuft	18L / 0.6cuft	34L / 1.2cuft	100L / 3.5cuft	128L / 4.5cuft
<b>STACK/CONNECT</b> HI-VIZ	2x	2x	2x	2x	2x
<b>MATERIAL REINFORCEMENT</b>	SBR Kevlar Cord	SBR Kevlar Cord	SBR Kevlar Cord	SBR Kevlar Cord	SBR Kevlar Cord
<b>NOTES</b>	EN13731	EN13731	EN13731	EN13731	EN13731
<b>WEBSITE</b>	mfc-international.com	mfc-international.com	mfc-international.com	mfc-international.com	mfc-international.com

# COMMERCIAL UAV EXPO

# DRONES IN ACTION

CURRENT REALITIES & FUTURE FRONTIERS

## DRONES FOR PUBLIC SAFETY & EMERGENCY SERVICES

- Drones as First Responders
- Traffic Accident Reconstruction
  - Security and Surveillance
  - Search & Rescue
  - Disaster Response

Presented by:

Official Association Partner:

Co-located event:

**Learn more at**  
[expouav.com](http://expouav.com)

Produced by **diversified**

FlyCam UAV

# HIGH PRESSURE AIRBAGS



INTERNATIONAL	MFC INTERNATIONAL	MFC INTERNATIONAL	MFC INTERNATIONAL	MFC INTERNATIONAL	MFC INTERNATIONAL
<b>Powermat 12 KS18</b>	<b>Powermat 12 KS23</b>	<b>Powermat 12 KS30</b>	<b>Powermat 12 KS43</b>	<b>Powermat 12 KS49</b>	<b>Powermat 12 KS68</b>
KS18/12	KS23/12	KS30/12	KS43/12	KS49/12	KS68/12
N/A	N/A	N/A	N/A	N/A	N/A
1kg / 9lb	5.1kg / 11.2lb	8kg / 17.6lb	12kg / 27lb	13.5kg / 29.8lb	14.5kg / 32lb
40.8 x 2.5cm x 16.1 x 1"	46 x 46 x 2.5cm 18.1 x 18.1 x 1"	52 x 52 x 2.5cm 20.4 x 20.4 x 1"	62 x 62 x 2.5cm 24.4 x 24.4 x 1"	65.8 x 65.8 x 2.5cm 25.9 x 25.9 x 1"	77.5 x 77.5 x 2.5cm 30.5 x 30.5 x 1"
38cm / 9.8"	28cm / 11"	32cm / 12.6"	38cm / 15"	41cm / 16.1"	48cm / 18.9"
6 tonnes	20.9 tonnes	27.6 tonnes	40.6 tonnes	45.2 tonnes	63.8 tonnes
7.6 USton	23 USton	30.4 USton	44.8 USton	49.8 USton	70.3 USton
12BAR / 174psi	12BAR / 174psi	12BAR / 174psi	12BAR / 174psi	12BAR / 174psi	12BAR / 174psi
180L / 4.5cuft	180L / 6.4cuft	268L / 9.5cuft	449L / 15.8cuft	565L / 20cuft	906L / 32cuft
2x	2x	2x	2x	2x	2x
SBR Kevlar Cord	SBR Kevlar Cord	SBR Kevlar Cord	SBR Kevlar Cord	SBR Kevlar Cord	SBR Kevlar Cord
EN13731	EN13731	EN13731	EN13731	EN13731	EN13731
mfc-international.com	mfc-international.com	mfc-international.com	mfc-international.com	mfc-international.com	mfc-international.com



**Water Rescue**

[www.mfc-survival.com](http://www.mfc-survival.com)



**Vehicle Recovery**

Tel: +44 (0) 1443 433 075



**Mountain Rescue**

[sales@mfc-survival.com](mailto:sales@mfc-survival.com)

images not to Scale

● ● ● =OK but not ideal

SBR= Styrene-Butadiene Rubber

### NB: LIFT CAPACITY

Figures quoted may not be at maximum height. Where two figures are given the lowest will be at max height, the highest will be at partial lift height



<b>COMPANY</b>	<b>MFC INTERNATIONAL</b>	<b>MFC INTERNATIONAL</b>		<b>PARATECH</b>	<b>PA</b>
<b>SERIES MODEL VARIANT</b>	<b>Powermat 12 KS81</b>	<b>Powermat 12 KS97</b>		<b>MaxiForce KPI-1</b>	<b>MaxiF</b>
<b>CODE NUMBER VARIANT</b>	KS81/12	KS97/12		22-888110G3	22-
<b>ORIGIN</b>					
<b>COST inc tax / VAT</b>	N/A	N/A		N/A	
<b>WEIGHT exc inflation eqpt</b>	20kg / 44.1lb	23kg / 50.7lb		0.6kg / 1.2lb	1.0
<b>DEFLATED DIMENSIONS (valve)</b> Length (+Valve) x Width x Height/depth	84 x 84 x 2.5cm 33.1 x 33.1 x 1"	92 x 92 x 2.5cm 36.2 x 36.2 x 1"		15.2 x 15.2 x 1.9cm 6 x 6 x 3/8"	15.2 x 6 x
<b>INFLATED HEIGHT</b>	52cm / 20.5"	57cm / 22.4"		7.6cm / 3"	8.9
<b>Max LIFT CAPACITY @min ht</b> <b>@max height</b>	75.5 tonnes 83.2 USton	93.2 tonnes 102.7 USton		1.3 tonnes 1.5 USton	3 3
<b>MAX WORKBURST PRESSURE</b>	12BAR / 174psi	12BAR / 174psi		12.4BAR / 180psi	12.4
<b>AIR VOLUME</b>	1151L / 40.6cuft	1518L / 53.6cuft		00L / 00cuft	00
<b>STACK/CONNECT HI-VIZ</b>	2x	2x			
<b>MATERIAL REINFORCEMENT</b>	SBR Kevlar Cord	SBR Kevlar Cord		3 layer Neoprene Aramid	3 layer A
<b>NOTES</b>	EN13731	EN13731		EN13731	E
<b>WEBSITE</b>	mfc-international.com	mfc-international.com		paratech.com	para

images not to Scale

● ● ● =OK but not ideal

SBR= Styrene-Butadiene Rubber

### NB: LIFT CAPACITY

























Figures quoted may not be at maximum height. Where two figures are given the lowest will be at max height, the highest will be at partial lift height



<b>COMPANY</b>	<b>PARATECH</b>	<b>PARATECH</b>	<b>PARATECH</b>	<b>PARATECH</b>	<b>PA</b>
<b>SERIES MODEL VARIANT</b>	<b>MaxiForce KPI-22</b>	<b>MaxiForce KPI-28</b>	<b>MaxiForce KPI-32</b>	<b>MaxiForce KPI-35L</b>	<b>MaxiF</b>
<b>CODE NUMBER VARIANT</b>	22-888160G3	22-888165G3	22-888170G3	22-888180G3	22-
<b>ORIGIN</b>					
<b>COST inc tax / VAT</b>	N/A	N/A	N/A	N/A	
<b>WEIGHT exc inflation eqpt</b>	7.2kg / 15.9lb	9.1kg / 20.1lb	10kg / 22lb	11.1kg / 24.5lb	13.
<b>DEFLATED DIMENSIONS (valve)</b> Length (+Valve) x Width x Height/depth	50.8 x 50.8 x 2.2cm 20 x 20 x 7/8"	50.8 x 66 x 2.2cm 20 x 26 x 7/8"	610 x 610 x 2.2cm 24 x 24 x 7/8"	38.1 x 106.6 x 2.2cm 15 x 42 x 7/8"	71.1 x 28
<b>INFLATED HEIGHT</b>	27.4cm / 10.8"	29.9cm / 11.8"	33cm / 13"	24.1cm / 9.5"	38.8
<b>Max LIFT CAPACITY @min ht</b> <b>@max height</b>	23.2 tonnes 25.6 USton	30.9 tonnes 34 USton	34.4 tonnes 38 USton	35.8 tonnes 39.5 USton	47 52
<b>MAX WORKBURST PRESSURE</b>	12.4BAR / 180psi	12.4BAR / 180psi	12.4BAR / 180psi	12.4BAR / 180psi	12.4
<b>AIR VOLUME</b>	00L / 00cuft	00L / 00cuft	00L / 00cuft	00L / 00cuft	00
<b>STACK/CONNECT HI-VIZ</b>					
<b>MATERIAL REINFORCEMENT</b>	3 layer Neoprene Aramid	3 layer Neoprene Aramid	3 layer Neoprene Aramid	3 layer Neoprene Aramid	3 layer A
<b>NOTES</b>	EN13731	EN13731	EN13731	EN13731	E
<b>WEBSITE</b>	paratech.com	paratech.com	paratech.com	paratech.com	para



# HIGH PRESSURE AIRBAGS

					
<b>PARATECH</b>	<b>PARATECH</b>	<b>PARATECH</b>	<b>PARATECH</b>	<b>PARATECH</b>	<b>PARATECH</b>
<b>Force KPI-3</b>	<b>MaxiForce KPI-5</b>	<b>MaxiForce KPI-8</b>	<b>MaxiForce KPI-10</b>	<b>MaxiForce KPI-12</b>	<b>MaxiForce KPI-17</b>
22-888120G3	22-888130G3	22-888130G3	22-888138G3	22-888140G3	22-888150G3
					
N/A	N/A	N/A	N/A	N/A	N/A
0.9kg / 2.3lb	1.4kg / 3.1lb	2.5kg / 5.5lb	3.7kg / 8.3lb	4.0kg / 8.8lb	5.4kg / 12lb
30.5 x 1.9cm x 12 x 3/4"	25.4 x 25.4 x 1.9cm 10 x 10 x 3/4"	30.5 x 30.5 x 2.2cm 12 x 12 x 7/8"	30.5 x 45.7 x 2.2cm 12 x 18 x 7/8"	38.1 x 38.1 x 2.2cm 15 x 15 x 7/8"	38.1 x 53.3 x 2.2cm 15 x 21 x 7/8"
9cm / 3.5"	13.7cm / 5.4"	16.3cm / 6.4"	18cm / 7.1"	20.6cm / 8.1"	22.6cm / 9"
2 tonnes 4.5 USton	4.9 tonnes 5.4 USton	7.5 tonnes 8.2 USton	11.7 tonnes 12.9 USton	12.4 tonnes 13.7 USton	17.3 tonnes 19 USton
12.4BAR / 180psi	12.4BAR / 180psi	12.4BAR / 180psi	12.4BAR / 180psi	12.4BAR / 180psi	12.4BAR / 180psi
0L / 00cuft	00L / 00cuft	00L / 00cuft	00L / 00cuft	00L / 00cuft	00L / 00cuft
■ - ■	■ - ■	■ - ■	■ - ■	■ - ■	■ - ■
3 layer Neoprene Aramid	3 layer Neoprene Aramid	3 layer Neoprene Aramid	3 layer Neoprene Aramid	3 layer Neoprene Aramid	3 layer Neoprene Aramid
EN13731	EN13731	EN13731	EN13731	EN13731	EN13731
paratech.com	paratech.com	paratech.com	paratech.com	paratech.com	paratech.com
					
<b>PARATECH</b>	<b>PARATECH</b>	<b>PARATECH</b>	<b>PARATECH</b>	<b>PARATECH</b>	<b>PARATECH</b>
<b>Force KPI-44</b>	<b>MaxiForce KPI-55</b>	<b>MaxiForce KPI-74</b>	<b>MultiForce Compact</b>	<b>MultiForce Basic</b>	<b>MultiForce Remote</b>
22-888190G3	22-888195G3	22-888200G3	22-88D025CG3	22-88D025BG3	22-88D025G3
					
N/A	N/A	N/A	N/A	N/A	N/A
6kg / 30lb	20.5kg / 45.2lb	26.3kg / 58lb	23.4kg / 51.6lb	24.6kg / 54.2lb	27.5kg / 60.6lb
71.1 x 2.2cm x 28 x 3/4"	81.2 x 81.2 x 2.5cm 32 x 32 x 1"	93.9x 93.9 x 2.5cm 37 x 37 x 1"	62.1 x 60 x 12.4cm 00 x 00 x 5"	73.2 x 71.1 x 12.4cm 28.8 x 28 x 5"	78 x 71.1 x 15.3cm 30.7 x 28 x 6"
3cm / 15.3"	43.2cm / 17"	50.8cm / 20"	66cm / 26"	66cm / 26"	66cm / 26"
2.8 tonnes 2.7 USton	63.3 tonnes 69.7 USton	80.9 tonnes 89.2USton	28 tonnes 31 USton	28 tonnes 31 USton	28 tonnes 31 USton
10.3 20.6BAR / 150 300psi	12.4BAR / 180psi	12.4BAR / 180psi	10.3 20.6BAR/150 300psi	10.3 20.6BAR/150 300psi	10.3 20.6BAR/150 300psi
0L / 00cuft	00L / 00cuft	00L / 00cuft	888.3L / 31.4cuft	888.3L / 31.4cuft	888.3L / 31.4cuft
■ - ■	■ - ■	■ - ■	** ■	* ■	** ■
3 layer Neoprene Aramid	3 layer Neoprene Aramid	3 layer Neoprene Aramid	Neoprene Aramid	Neoprene Aramid	Neoprene Aramid
EN13731	EN13731	EN13731	** 2-'chambered' bag Integrated trolley wheels. EN13731/NFPA	** 2-'chambered' bag Integrated trolley wheels. EN13731/NFPA	** 2-'chambered' bag Integrated trolley wheels. EN13731/NFPA
paratech.com	paratech.com	paratech.com	paratech.com	paratech.com	paratech.com

images not to Scale  
 ● ● ● =OK but not ideal  
 SBR= Styrene-Butadiene Rubber

**NB: LIFT CAPACITY**  
 Figures quoted may not be at maximum height. Where two figures are given the lowest will be at max height, the highest will be at partial lift height

				
<b>COMPANY</b>	<b>RESQTEC</b>	<b>RESQTEC</b>	<b>RESQTEC</b>	<b>RESQTEC</b>
<b>SERIES MODEL VARIANT</b>	<b>SQ 1</b>	<b>SQ 3</b>	<b>SQ 6</b>	<b>SQ 9L</b>
<b>CODE NUMBER VARIANT</b>	-	-	-	-
<b>ORIGIN</b>				
<b>COST inc tax / VAT</b>	€335	€400	€530	N/A
<b>WEIGHT exc inflation eqpt</b>	0.55kg / 1.2lb	1.25kg / 2.76lb	2kg / 4.41lb	3.3kg / 7.3lb
<b>DEFLATED DIMENSIONS (valve)</b> Length (+Valve)x Width x Height/depth	15 x 15 x 2.5cm 5.9 x 5.9 x 1"	22.5 x 22.5 x 2.5cm 8.8 x 8.8 x 1"	30 x 30 x 2.5cm 11.8 x 11.8 x 1"	45 x 30 x 2.5cm 17.72 x 11.8 x 1"
<b>INFLATED HEIGHT</b>	8.0cm / 3.1"	13cm / 5.1"	16cm / 6.3"	19cm / 7.5"
<b>Max LIFT CAPACITY @min ht</b> <b>@max height</b>	1.1 tonnes 1.2 USton	2.7 tonnes 3 USton	5.5 tonnes 6.1 USton	8.9 tonnes 9.8 USton
<b>MAX WORKBURST PRESSURE</b>	8BAR / 116psi	8BAR / 116psi	8BAR / 116psi	8BAR / 116psi
<b>AIR VOLUME</b>	00L / 00cuft	00L / 00cuft	00L / 00cuft	00L / 00cuft
<b>STACK/CONNECT HI-VIZ</b>	● - ●	● - ●	● - ●	● - ●
<b>MATERIAL REINFORCEMENT</b>	Oo Oo	Oo Oo	Oo Oo	Oo Oo
<b>NOTES</b>	EN13731	EN13731	EN13731	EN13731
<b>WEBSITE</b>	rescue.resqtec.com	paratech.com	paratech.com	rescue.resqtec.com

images not to Scale  
 ● ● ● =OK but not ideal  
 SBR= Styrene-Butadiene Rubber

**NB: LIFT CAPACITY**  
 Figures quoted may not be at maximum height. Where two figures are given the lowest will be at max height, the highest will be at partial lift height

				
<b>COMPANY</b>	<b>RESQTEC</b>	<b>RESQTEC</b>	<b>RESQTEC</b>	<b>RESQTEC</b>
<b>SERIES MODEL VARIANT</b>	<b>SQ 21</b>	<b>SQ 25</b>	<b>SQ 33</b>	<b>SQ 45</b>
<b>CODE NUMBER VARIANT</b>	-	-	-	-
<b>ORIGIN</b>				
<b>COST inc tax / VAT</b>	€1055	€1185	€1340	€1920
<b>WEIGHT exc inflation eqpt</b>	7kg / 15.4lb	9kg / 19.8lb	11kg / 24lb	14kg / 30.9lb
<b>DEFLATED DIMENSIONS (valve)</b> Length (+Valve)x Width x Height/depth	55 x 55 x 2.5cm 21.6 x 21.6 x 1"	61 x 61 x 2.5cm 24 x 24 x 1"	69 x 69 x 2.5cm 27.1 x 27.1 x 1"	78 x 78 x 2.5cm 31.7 x 31.7 x 1"
<b>INFLATED HEIGHT</b>	30cm / 11.8"	34cm / 13.4"	38cm / 15"	42cm / 16.5"
<b>Max LIFT CAPACITY @min ht</b> <b>@max height</b>	21.1 tonnes 23.2 USton	25.2 tonnes 27.7 USton	33 tonnes 36.3 USton	44.6 tonnes 49.1 USton
<b>MAX WORKBURST PRESSURE</b>	8BAR / 116psi	8BAR / 116psi	8BAR / 116psi	8BAR / 116psi
<b>AIR VOLUME</b>	00L / 00cuft	00L / 00cuft	00L / 00cuft	00L / 00cuft
<b>STACK/CONNECT HI-VIZ</b>	● - ●	● - ●	● - ●	● - ●
<b>MATERIAL REINFORCEMENT</b>	Oo Oo	Oo Oo	Oo Oo	Oo Oo
<b>NOTES</b>	EN13731	EN13731	EN13731	EN13731
<b>WEBSITE</b>	rescue.resqtec.com	rescue.resqtec.com	rescue.resqtec.com	rescue.resqtec.com

# HIGH PRESSURE AIRBAGS

					
<b>RESQTEC</b>	<b>RESQTEC</b>	<b>RESQTEC</b>	<b>RESQTEC</b>	<b>RESQTEC</b>	<b>RESQTEC</b>
<b>SQ 10</b>	<b>SQ 13L</b>	<b>SQ 13L</b>	<b>SQ 13L</b>	<b>SQ 14</b>	<b>SQ 20</b>
-	-	-	-	-	-
					
€562	€896	N/A	N/A	€800	€1105
1.1 kg / 7.72lb	4.5kg / 9.9lb	6.5kg / 14.33lb	7.8kg / 17.2lb	5kg / 11lb	00kg / 00lb
38 x 2.5cm x 15 x 1"	50 x 37.5 x 2.5cm 19.7 x 14.7 x 1"	75 x 37.5 x 2.5cm 29.5 x 14.7 x 1"	102 x 32 x 2.5cm 40.1 x 12.6 x 1"	45 x 45 x 2.5cm 17.72 x 17.72 x 1"	75 x 37.5 x 2.5cm 29.5 x 14.7 x 1"
23cm / 8.27"	23cm / 9"	23cm / 9"	20cm / 7.87"	25cm / 9.8"	00cm / 00"
1.1 tonnes 1.1 USton	13.2tonnes 14.5 USton	20.2 tonnes 22.2 USton	24 tonnes 26.4 USton	13.1 tonnes 14.9 USton	00 tonnes 00 USton
8BAR / 116psi	8BAR / 116psi	8BAR / 116psi	8BAR / 116psi	8BAR / 116psi	8BAR / 116psi
00L / 00cuft	00L / 00cuft	00L / 00cuft	00L / 00cuft	00L / 00cuft	00L / 00cuft
					
Oo Oo	Oo Oo	Oo Oo	Oo Oo	Oo Oo	Oo Oo
EN13731	EN13731	EN13731	EN13731	EN13731	EN13731 DISCONTINUED?
resqtec.com	rescue.resqtec.com	rescue.resqtec.com	rescue.resqtec.com	rescue.resqtec.com	rescue.resqtec.com
					
<b>RESQTEC</b>	<b>RESQTEC</b>		<b>RESQTEC</b>	<b>RESQTEC</b>	<b>RESQTEC</b>
<b>SQ 55</b>	<b>SQ 70</b>		<b>LT ONE S3</b>	<b>LT ONE S5</b>	<b>LT ONE S7</b>
-	-		-	-	-
					
€2685	€3200		N/A	N/A	N/A
1.1 kg / 39.7lb	22.5kg / 49.6lb		1.9kg / 00lb	4.4kg / 00lb	9.5kg / 00lb
87 x 2.5cm x 34.2 x 1"	94.5 x 94.5 x 2.5cm 37.2 x 37.2 x 1"		36 x 31 x 2.1cm 00 x 00 x 0.8"	54 x 49 x 2.1cm 00 x 00 x 1"	74 x 68.8 x 2.3cm 00 x 00 x 0.9"
18.5cm / 18.5"	52cm / 20.47"		16cm / 6.3"	25cm / 9.8"	35cm / 13.8"
5 tonnes 0.5 USton	70.4 tonnes 77.4 USton		8.3 tonnes 9.1 USton	21.5 tonnes 23.7 USton	44 tonnes 48.5 USton
12BAR / 174psi	8BAR / 116psi		12BAR / 174psi	12BAR / 174psi	12BAR / 174psi
52L / 00cuft	00L / 00cuft		52L / 00cuft	221L / 00cuft	611L / 00cuft
			2x 	2x 	2x 
Oo Oo	Oo Oo		Oo Oo	Oo Oo	Oo Oo
EN13731	EN13731		EN13731. Dimpled surface interlocks with other LTs One Bags & Resqtec cribbing	EN13731. Dimpled surface interlocks with other LTs One Bags & Resqtec cribbing	EN13731. Dimpled surface interlocks with other LTs One Bags & Resqtec cribbing
resqtec.com	rescue.resqtec.com		rescue.resqtec.com	rescue.resqtec.com	rescue.resqtec.com

images not to Scale  
 ● ● ● =OK but not ideal  
 SBR= Styrene-Butadiene Rubber  
**NB: LIFT CAPACITY**  
 Figures quoted may not be at maximum height. Where two figures are given the lowest will be at max height, the highest will be at partial lift height



<b>COMPANY</b>	<b>RESQTEC</b>	<b>RESQTEC</b>	<b>RESQTEC</b>	<b>SCORPE</b>	<b>SCORPE</b>
<b>SERIES MODEL VARIANT</b>	<b>NT 2 Hybrid</b>	<b>NT 4 Hybrid</b>	<b>NT 8 Hybrid</b>	<b>Air S 1.3T</b>	<b>Air S 38T</b>
<b>CODE NUMBER VARIANT</b>	-	-	-	-	-
<b>ORIGIN</b>					
<b>COST inc tax / VAT</b>	N/A	N/A	N/A	N/A	N/A
<b>WEIGHT exc inflation eqpt</b>	6.5kg / 14.3lb	15.5kg / 34.1lb	38kg / 84lb	0.7kg / 1.54lb	1.3kg / 2.87lb
<b>DEFLATED DIMENSIONS (valve)</b> Length (+Valve) x Width x Height/depth	60.9 x 60.9 x 2.5cm 24 x 24 x 1"	60.9 x 60.9 x 2.5cm 24 x 24 x 1"	00 x 00 x 00cm 00 x 00 x 00"	15 x 15 x 2.2cm 5.9 x 5.9 x 0.86"	20 x 20 x 2.2cm 7.8 x 7.8 x 0.86"
<b>INFLATED HEIGHT</b>	00cm / 00"	00cm / 00"	00cm / 00"	9cm / 3.5"	11cm / 4.3"
<b>Max LIFT CAPACITY @min ht</b> <b>@max height</b>	6.2 -26 tonnes /USton 6.8 -28.6 USton	9.5 - 70 tonnes 10.4 - 77 USton	14 - 156 tonnes 15.4 - 172 USton	1.3 tonnes 1.4 USton	4 tonnes 4.4 USton
<b>MAX WORKBURST PRESSURE</b>	12BAR / 174psi	12BAR / 174psi	00BAR / 00psi	10BAR / 145psi	10BAR / 145psi
<b>AIR VOLUME</b>	00L / 00cuft	00L / 00cuft	00L / 00cuft	5.4L / 0.2cuft	9L / 0.3cuft
<b>STACK/CONNECT HI-VIZ</b>	3x	3x	3x	2x	2x
<b>MATERIAL REINFORCEMENT</b>	Aramid & Rubber 3D Aramid fibres	Aramid & Rubber 3D Aramid fibres	Aramid & Rubber 3D Aramid fibres	SBR 3D Fibres	SBR 3D Fibres
<b>NOTES</b>	EN13731	EN13731	EN13731	EN13731	EN13731
<b>WEBSITE</b>	rescue.resqtec.com	rescue.resqtec.com	rescue.resqtec.com	scorpe.net	scorpe.net

images not to Scale  
 ● ● ● =OK but not ideal  
 SBR= Styrene-Butadiene Rubber  
**NB: LIFT CAPACITY**  
 Figures quoted may not be at maximum height. Where two figures are given the lowest will be at max height, the highest will be at partial lift height




<b>COMPANY</b>	<b>SCORPE</b>	<b>SCORPE</b>	<b>SCORPE</b>	<b>SCORPE</b>	<b>SCORPE</b>
<b>SERIES MODEL VARIANT</b>	<b>Air S 38T</b>	<b>Air S 54T</b>	<b>Air S 65T</b>	<b>Air S 81T</b>	<b>Air S 110T</b>
<b>CODE NUMBER VARIANT</b>	-	-	-	-	-
<b>ORIGIN</b>					
<b>COST inc tax / VAT</b>	N/A	N/A	N/A	N/A	N/A
<b>WEIGHT exc inflation eqpt</b>	8.5kg / 18.7lb	12.5kg / 27.5lb	16.5kg / 36.4lb	19.5kg / 23lb	11kg / 24.2lb
<b>DEFLATED DIMENSIONS (valve)</b> Length (+Valve) x Width x Height/depth	62 x 62 x 2.2cm 24.4 x 24.4 x 0.86"	75 x 75 x 2.2cm 29.5 x 29.5 x 0.86"	84 x 84 x 2.2cm 33 x 33 x 0.86"	92 x 92 x 2.2cm 36.2 x 36.2 x 0.86"	56 x 56 x 2.2cm 22 x 22 x 0.86"
<b>INFLATED HEIGHT</b>	34.5cm / 13.5"	41cm / 16"	46.5cm / 18.31"	51.5cm / 20.28"	17cm / 6.7"
<b>Max LIFT CAPACITY @min ht</b> <b>@max height</b>	38 tonnes 41.9 USton	54 tonnes 59.5 USton	65 tonnes 71.6 USton	81 tonnes 69.3 USton	3 tonnes 3.3 USton
<b>MAX WORKBURST PRESSURE</b>	10BAR / 145psi	10BAR / 145psi	10BAR / 145psi	10BAR / 145psi	10BAR / 145psi
<b>AIR VOLUME</b>	414L / 14.6cuft	720L / 25.4cuft	1044L / 36.8cuft	1449L / 51.1cuft	320L / 11.3cuft
<b>STACK/CONNECT HI-VIZ</b>	2x	2x	2x	2x	3x
<b>MATERIAL REINFORCEMENT</b>	SBR 3D Fibres	SBR 3D Fibres	SBR 3D Fibres	SBR 3D Fibres	SBR 3D Fibres
<b>NOTES</b>	EN13731	EN13731	EN13731	EN13731	EN13731
<b>WEBSITE</b>	scorpe.net	scorpe.net	scorpe.net	scorpe.net	scorpe.net

# HIGH PRESSURE AIRBAGS

					
<b>SCORPE</b> <b>Air S 4T</b>	<b>SCORPE</b> <b>Air S 8T</b>	<b>SCORPE</b> <b>Air S 13T</b>	<b>SCORPE</b> <b>Air S 18T</b>	<b>SCORPE</b> <b>Air S 24T</b>	<b>SCORPE</b> <b>Air S 30T L</b>
					
N/A	N/A	N/A	N/A	N/A	N/A
2.8kg / 2.8lb	2.2kg / 4.85lb	3.4kg / 7.5lb	4.1kg / 9lb	6kg / 13.2lb	7.5kg / 16.5lb
20 x 2.2cm 7.8 x 0.86"	30 x 30 x 2.2cm 11.8 x 11.8 x 0.86"	38 x 38 x 2.2cm 15 x 15 x 0.86"	42 x 42 x 2.2cm 16.5 x 16.5 x 0.86"	51 x 51 x 2.2cm 20 x 20 x 0.86"	100 x 32 x 2.2cm 39.4 x 12.6 x 0.86"
5cm / 4.5"	17.5cm / 6.9"	22cm / 8.66"	24.5cm / 9.65"	29.5cm / 11.6"	21.5cm / 8.5"
4 tonnes 4.4 USton	8 tonnes 8.8 USton	13 tonnes 14.3 USton	18 tonnes 19.8 USton	24 tonnes 26.5 USton	30 tonnes 33 USton
10BAR / 145psi / 0.3cuft	10BAR / 145psi 54L / 1.9cuft	10BAR / 145psi 99L / 3.5cuft	10BAR / 145psi 117L / 4.1cuft	10BAR / 145psi 225L / 7.9cuft	10BAR / 145psi 324L / 11.4cuft
2x  - ●	2x  - ●	2x  - ●	2x  - ●	2x  - ●	2x  - ●
<b>SBR</b> <b>3D Fibres</b>	<b>SBR</b> <b>3D Fibres</b>	<b>SBR</b> <b>3D Fibres</b>	<b>SBR</b> <b>3D Fibres</b>	<b>SBR</b> <b>3D Fibres</b>	<b>SBR</b> <b>3D Fibres</b>
EN13731	EN13731	EN13731	EN13731	EN13731	EN13731
scorpe.net	scorpe.net	scorpe.net	scorpe.net	scorpe.net	scorpe.net
					
<b>SCORPE</b> <b>Air 2S 33T</b>	<b>SCORPE</b> <b>Air 2S 40T</b>	<b>SCORPE</b> <b>Air 2S 60T</b>	<b>SCORPE</b> <b>Air 2S 75T</b>	<b>SCORPE</b> <b>Air 2S 90T</b>	
					
N/A	N/A	N/A	N/A	N/A	
24.2kg / 24.2lb	12kg / 26.4lb	18kg / 39.6lb	22kg / 48.5lb	26kg / 57.3lb	
56 x 2.5cm x 22 x 1"	62 x 62 x 2.5cm 24.4 x 24.4 x 1"	75 x 75 x 2.5cm 29.5 x 29.5 x 1"	84 x 84 x 2.5cm 33 x 33 x 1"	92 x 92 x 2.5cm 36.2 x 36.2 x 1"	
17cm / 6.7"	17cm / 6.7"	17cm / 6.7"	17cm / 6.7"	17cm / 6.7"	
3 tonnes 5.4 USton	40 tonnes 44 USton	60 tonnes 66.1 USton	75 tonnes 82.6 USton	90 tonnes 99.2 USton	
10BAR / 145psi / 11.3cuft	10BAR / 145psi 420L / 14.8cuft	10BAR / 145psi 680L / 24cuft	10BAR / 145psi 900L / 31.8cuft	10BAR / 145psi 1120L / 39.5cuft	
3x  - ●	3x  - ●	3x  - ●	3x  - ●	3x  - ●	
<b>SBR</b> <b>3D Fibres</b>	<b>SBR</b> <b>3D Fibres</b>	<b>SBR</b> <b>3D Fibres</b>	<b>SBR</b> <b>3D Fibres</b>	<b>SBR</b> <b>3D Fibres</b>	<b>SBR</b> <b>3D Fibres</b>
EN13731	EN13731	EN13731	EN13731	EN13731	
scorpe.net	scorpe.net	scorpe.net	scorpe.net	scorpe.net	

images not to Scale  
 ● ● ● =OK but not ideal  
 SBR= Styrene-Butadiene Rubber  
**NB: LIFT CAPACITY**  
 Figures quoted may not be at maximum height. Where two figures are given the lowest will be at max height, the highest will be at partial lift height



COMPANY	TRELLEBORG	TRELLEBORG	TRELLEBORG	TRELLEBORG	TRELLEBORG
SERIES MODEL VARIANT	SAVA SLK 1	SAVA SLK 3	SAVA SLK 5	SAVA SLK 6	SAVA SLK 7
CODE NUMBER VARIANT	761.10.01	761.10.03	761.10.03	Discontinued	761.10.03
ORIGIN					
COST inc tax / VAT	N/A	N/A	N/A	N/A	N/A
WEIGHT exc inflation eqpt	0.55kg / 1.2lb	1.25kg / 3lb	2kg / 4lb	2kg / 4lb	4kg / 9lb
DEFLATED DIMENSIONS (valve) Length (+Valve)x Width x Height/depth	15 x 15 x 2.2cm 6 x 6 x 0.8"	22.5x 22.5 x 2.2cm 9 x 9 x 0.8"	27 x 27 x 2.2cm 11 x 11 x 0.8"	30 x 30 x 2.5cm 12 x 12 x 1"	38 x 38 x 2.5cm 15 x 15 x 1"
INFLATED HEIGHT	8cm / 3.1"	13cm / 5.1"	15cm / 6"	16cm / 6.3"	21cm / 8.3"
Max LIFT CAPACITY @min ht @max height	1.1 tonnes 1.2 USton	2.7 tonnes 3 USton	5.1 tonnes 5.6 USton	5.5 tonnes 6.1 USton	10 tonnes 11 USton
MAX WORKBURST PRESSURE	8BAR / 116psi	8BAR / 116psi	8BAR / 116psi	8BAR / 116psi	8BAR / 116psi
AIR VOLUME	5L / 0.2cuft	15L / 0.5cuft	22.5L / 0.8cuft	42L / 1.5cuft	76.5L / 2.7cuft
STACK/CONNECT HI-VIZ	■ - ■	■ - ■	■ - ■	■ - ■	■ - ■
MATERIAL REINFORCEMENT	Rubber Aramid	Rubber Aramid	Rubber Aramid	Rubber Aramid	Rubber Aramid
NOTES	EN13731	EN13731	EN13731	EN13731 DISCONTINUED	EN13731
WEBSITE	trelleborg.com	trelleborg.com	trelleborg.com	trelleborg.com	trelleborg.com

images not to Scale  
 ● ● ● =OK but not ideal  
 SBR= Styrene-Butadiene Rubber  
**NB: LIFT CAPACITY**  
 Figures quoted may not be at maximum height. Where two figures are given the lowest will be at max height, the highest will be at partial lift height



COMPANY	TRELLEBORG	TRELLEBORG	TRELLEBORG	TRELLEBORG	TRELLEBORG
SERIES MODEL VARIANT	SAVA SLK 32	SAVA SLK 40	SAVA SLK 45	SAVA SLK 55	SAVA SLK 60
CODE NUMBER VARIANT	761.10.06	761.10.07	Discontinued	Discontinued	761.10.08
ORIGIN					
COST inc tax / VAT	N/A	N/A	N/A	N/A	N/A
WEIGHT exc inflation eqpt	14kg / 31lb	15kg / 33lb	14kg / 31lb	18kg / 40lb	22kg / 49lb
DEFLATED DIMENSIONS (valve) Length (+Valve)x Width x Height/depth	65.8 x 65.8 x 2.5cm 26 x 26 x 1"	70.8 x 70.8 x 2.5cm 28 x 28 x 1"	78 x 78 x 2.5cm 31 x 31 x 1"	87 x 87 x 2.5cm 34 x 34 x 1"	90.8 x 90.8 x 2.5cm 36 x 36 x 1"
INFLATED HEIGHT	38cm / 15"	40.5cm / 16"	42cm / 16.5"	47cm / 18.5"	52cm / 20.5"
Max LIFT CAPACITY @min ht @max height	32.6 tonnes 36 USton	40.7 tonnes 45 USton	44.6 tonnes 49.1 USton	55 tonnes 60.5 USton	68 tonnes 75 USton
MAX WORKBURST PRESSURE	8BAR / 116psi	8BAR / 116psi	8BAR / 116psi	8BAR / 116psi	8BAR / 116psi
AIR VOLUME	450L / 15.9cuft	558L / 19.7cuft	921L / 32.5cuft	1305L / 46.1cuft	1206L / 42.7cuft
STACK/CONNECT HI-VIZ	■ - ■	■ - ■	■ - ■	■ - ■	■ - ■
MATERIAL REINFORCEMENT	Rubber Aramid	Rubber Aramid	Rubber Aramid	Rubber Aramid	Rubber Aramid
NOTES	EN13731	EN13731	EN13731 DISCONTINUED	EN13731 DISCONTINUED	EN13731
WEBSITE	trelleborg.com	trelleborg.com	trelleborg.com	trelleborg.com	trelleborg.com

# HIGH PRESSURE AIRBAGS



TRELLEBORG	TRELLEBORG	TRELLEBORG	TRELLEBORG	TRELLEBORG	TRELLEBORG
<b>SAVA SLK 10</b>	<b>SAVA SLK 14</b>	<b>SAVA SLK 20</b>	<b>SAVA SLK 21</b>	<b>SAVA SLK 25</b>	<b>SAVA SLK 30</b>
61.10.04	Discontinued	761.10.05	Discontinued	Discontinued	Discontinued
N/A	N/A	N/A	N/A	N/A	N/A
5kg / 8.8lb	5kg / 11lb	7kg / 15lb	7kg / 15lb	9kg / 20lb	11kg / 24lb
38 x 2.5cm x 15 x 1"	45 x 45 x 2.5cm 18 x 18 x 1"	50.8 x 50.8 x 2.5cm 20 x 20 x 1"	55 x 55 x 2.5cm 22 x 22 x 1"	61 x 61 x 2.5cm 24 x 24 x 1"	69 x 69 x 2.5cm 27 x 27 x 1"
15cm / 8.3"	25cm / 9.8"	30cm / 11.8"	30cm / 11.8"	34cm / 13.4"	38cm / 15"
0.2 tonne 0.2 USton	13.5 tonnes 14.9 USton	20.4 tonnes 22.4 USton	21.1 tonnes 23.2 USton	25.2 tonnes 27.7 USton	33 tonnes 36.3 USton
8BAR / 116psi	8BAR / 116psi	8BAR / 116psi	8BAR / 116psi	8BAR / 116psi	8BAR / 116psi
5L / 2.7cuft	152L / 5.4cuft	189L / 6.6cuft	296L / 10.5cuft	416L / 14.7cuft	621L / 21.9cuft
Rubber Aramid	Rubber Aramid	Rubber Aramid	Rubber Aramid	Rubber Aramid	Rubber Aramid
EN13731	EN13731 DISCONTINUED	EN13731	EN13731 DISCONTINUED	EN13731 DISCONTINUED	EN13731 DISCONTINUED
trelleborg.com	trelleborg.com	trelleborg.com	trelleborg.com	trelleborg.com	trelleborg.com



TRELLEBORG	TRELLEBORG	TRELLEBORG	TRELLEBORG	TRELLEBORG	TRELLEBORG
<b>SAVA SLK 67</b>	<b>SAVA SLK 70</b>	<b>VEGA 2</b>	<b>VEGA 5</b>	<b>VEGA 10</b>	<b>VEGA 17</b>
61.10.08	Discontinued	608046	608047	608049	608050
N/A	N/A	N/A	N/A	N/A	N/A
5kg / 50lb	22.5kg / 50lb	0.5kg / 1.2lb	1.2kg / 3lb	2.5kg / 5.5lb	4kg / 8.8lb
90.8 x 2.5cm x 36 x 1"	94.5 x 94.5 x 2.5cm 37 x 37 x 1"	15 x 15 x 2.2cm 6 x 6 x 0.8"	23.5 x 23.5 x 2.2cm 9.2 x 9.2 x 0.8"	32 x 32 x 2.5cm 12.6 x 12.6 x 1"	40 x 40 x 2.5cm 15.7 x 15.7 x 1"
12cm / 20"	52cm / 20.5"	8cm / 3.1"	13cm / 5.1"	17cm / 6.9"	22cm / 8.5"
0.3 tonnes 0.3 USton	70.4 tonnes 77.4 USton	1.4 tonnes 1.5 USton	4.9 tonnes 5.4 USton	9.8 tonnes 10.8 USton	16.7 tonnes 18.4 USton
12BAR / 116psi	8BAR / 116psi	12BAR / 174psi	12BAR / 174psi	12BAR / 174psi	12BAR / 174psi
4L / 42.6cuft	1505L / 53.2cuft	4.5L / 0.16cuft	22.4L / 0.79cuft	63.4L / 2.24cuft	131.7L / 4.65cuft
Rubber Aramid	Rubber Aramid	Rubber Aramid	Rubber Aramid	Rubber Aramid	Rubber Aramid
EN13731	EN13731 DISCONTINUED	EN13731	EN13731	EN13731	EN13731
trelleborg.com	trelleborg.com	ooo.com	trelleborg.com	trelleborg.com	trelleborg.com

images not to Scale  
 ● ● ● =OK but not ideal  
 SBR= Styrene-Butadiene Rubber  
**NB: LIFT CAPACITY**  
 Figures quoted may not be at maximum height. Where two figures are given the lowest will be at max height, the highest will be at partial lift height



COMPANY	TRELLEBORG	TRELLEBORG	TRELLEBORG	TRELLEBORG	TRELLEBORG
<b>SERIES MODEL VARIANT</b>	<b>VEGA 25</b>	<b>VEGA 33</b>	<b>VEGA 41</b>	<b>VEGA 50</b>	<b>VEGA 60</b>
CODE NUMBER <small>VARIANT</small>	608051	608052	608053	608054	608055
ORIGIN					
COST inc tax / VAT	N/A	N/A	N/A	N/A	N/A
WEIGHT exc inflation eqpt	5.7kg / 12.6lb	7.5kg / 16.5lb	9.3kg / 20.5lb	11.2kg / 24.7lb	15.5kg / 34.3lb
DEFLATED DIMENSIONS (valve) Length (+Valve)x Width x Height/depth	48 x 48 x 2.5cm 18.9 x 18.9 x 1"	55 x 55 x 2.5cm 22 x 22 x 1"	61 x 61 x 2.5cm 24 x 24 x 1"	67 x 67 x 2.5cm 26.4 x 26.4 x 1"	76 x 76 x 2.5cm 30 x 30 x 1"
INFLATED HEIGHT	26cm / 10.4"	30cm / 11.9"	34cm / 13.2"	37cm / 14.4"	41cm / 16.1"
Max LIFT CAPACITY @min ht @max height	25.1 tonnes 27.6 USton	33.2 tonnes 36.5 USton	41.2 tonnes 45.3 USton	50.2 tonnes 55.2 USton	65.2 tonnes 71.8 USton
MAX WORKBURST PRESSURE	12BAR / 174psi	12BAR / 174psi	12BAR / 174psi	12BAR / 174psi	12BAR / 174psi
AIR VOLUME	236L / 8.33cuft	365L / 12.89cuft	681L / 24.05cuft	897L / 31.68cuft	1010L / 35.68cuft
STACK/CONNECT HI-VIZ	■ - ■	■ - ■	■ - ■	■ - ■	■ - ■
MATERIAL REINFORCEMENT	Rubber Aramid	Rubber Aramid	Rubber Aramid	Rubber Aramid	Rubber Aramid
NOTES	EN13731	EN13731	EN13731	EN13731	EN13731
WEBSITE	trelleborg.com	trelleborg.com	trelleborg.com	trelleborg.com	trelleborg.com













images not to Scale  
 ● ● ● =OK but not ideal  
 SBR= Styrene-Butadiene Rubber  
**NB: LIFT CAPACITY**  
 Figures quoted may not be at maximum height. Where two figures are given the lowest will be at max height, the highest will be at partial lift height



COMPANY	TRELLEBORG	TRELLEBORG	TRELLEBORG	TRELLEBORG	TRELLEBORG
<b>SERIES MODEL VARIANT</b>	<b>NOVA 21</b>	<b>NOVA 31</b>	<b>NOVA 41</b>	<b>NOVA 51</b>	<b>NOVA 61</b>
CODE NUMBER <small>VARIANT</small>	608064	608065	608066	608067	608068
ORIGIN					
COST inc tax / VAT	N/A	N/A	N/A	N/A	N/A
WEIGHT exc inflation eqpt	4kg / 8.8lb	5.7kg / 12.6lb	7.5kg / 16.5lb	9.3kg / 20.5lb	11.2kg / 24.7lb
DEFLATED DIMENSIONS (valve) Length (+Valve)x Width x Height/depth	40 x 40 x 2.2cm 15.7 x 15.7 x 0.87"	48 x 48 x 2.2cm 18.9 x 18.9 x 0.87"	55 x 55 x 2.2cm 22 x 22 x 0.87"	61 x 61 x 2.2cm 24 x 24 x 0.87"	67 x 67 x 2.2cm 26.4 x 26.4 x 0.87"
INFLATED HEIGHT	22cm / 8.5"	26cm / 10.4"	30cm / 11.9"	34cm / 13.2"	37cm / 14.4"
Max LIFT CAPACITY @min ht @max height	20.5 tonnes 22.6 USton	31.2 tonnes 34.3 USton	41.3 tonnes 45.4 USton	51.4 tonnes 56.5 USton	63.2 tonnes 69.8 USton
MAX WORKBURST PRESSURE	15BAR / 218psi	15BAR / 218psi	15BAR / 218psi	15BAR / 218psi	15BAR / 218psi
AIR VOLUME	152L / 5.37cuft	273.4L / 9.66cuft	422L / 14.9cuft	585L / 20.66cuft	786L / 27.76cuft
STACK/CONNECT HI-VIZ	● - ■	● - ■	● - ■	● - ■	● - ■
MATERIAL REINFORCEMENT	Rubber Aramid	Rubber Aramid	Rubber Aramid	Rubber Aramid	Rubber Aramid
NOTES	EN13731	EN13731	EN13731	EN13731	EN13731
WEBSITE	trelleborg.com	trelleborg.com	trelleborg.com	trelleborg.com	trelleborg.com




# HIGH PRESSURE AIRBAGS

					
<b>TRELLEBORG</b>	<b>TRELLEBORG</b>	<b>TRELLEBORG</b>	<b>TRELLEBORG</b>	<b>TRELLEBORG</b>	<b>TRELLEBORG</b>
<b>VEGA 65</b>	<b>VEGA 80</b>	<b>VEGA 100</b>	<b>NOVA 2</b>	<b>NOVA 6</b>	<b>NOVA 13</b>
608055	608056	608057	608061	608062	608063
					
N/A	N/A	N/A	N/A	N/A	N/A
1.7kg / 34.2lb	19kg / 41.9lb	23.3kg / 51.4lb	0.5kg / 1.2lb	1.2kg / 3lb	2.5kg / 5.5lb
76 x 2.7cm x 30 x 1.1"	84 x 84 x 2.7cm 33 x 33 x 1.1"	93 x 93 x 2.7cm 36.5 x 36.5 x 1.1"	15 x 15 x 2.2cm 6 x 6 x 0.9"	23.5 x 23.5 x 2.2cm 9.2 x 9.2 x 0.87"	32 x 32 x 2.2cm 12.6 x 12.6 x 0.87"
16.3cm / 16.3"	46cm / 17.9"	51cm / 20.1"	8cm / 3"	13cm / 4.9"	17cm / 6.9"
1.2 tonnes 1.7 USton	80.2 tonnes 88.2 USton	100.2 tonnes 110.2 USton	1.7 tonnes 1.9 USton	6.2 tonnes 6.8 USton	12.3 tonnes 13.5 USton
12BAR / 174psi	12BAR / 174psi	12BAR / 174psi	15BAR / 218psi	15BAR / 218psi	15BAR / 218psi
35.67cuft	1381L / 48.77cuft	1895L / 66.92cuft	5.2L / 0.18cuft	25.8L / 0.91cuft	73.2L / 2.59cuft
					
Rubber Aramid	Rubber Aramid	Rubber Aramid	Rubber Aramid	Rubber Aramid	Rubber Aramid
EN13731	EN13731	EN13731	EN13731	EN13731	EN13731
trelleborg.com	trelleborg.com	trelleborg.com	trelleborg.com	trelleborg.com	trelleborg.com
					
<b>TRELLEBORG</b>	<b>TRELLEBORG</b>	<b>TRELLEBORG</b>			
<b>NOVA 63</b>	<b>NOVA 81</b>	<b>NOVA 100</b>			
608068	608069	608070			
					
N/A	N/A	N/A			
1.7kg / 24.7lb	15.5kg / 34.2lb	19kg / 41.9lb			
67 x 2.2cm x 26.4 x 0.87"	76 x 76 x 2.7cm 30 x 30 x 1.1"	84 x 84 x 2.7cm 33 x 33 x 1.1"			
14.4cm / 14.4"	41cm / 16.3"	46cm / 17.9"			
1.2 tonnes 1.5 USton	81.5 tonnes 89.7 USton	100.3 tonnes 110.3 USton			
15BAR / 218psi	15BAR / 218psi	15BAR / 218psi			
27.76cuft	1167L / 41.21cuft	1595L / 56.33cuft			
					
Rubber Aramid	Rubber Aramid	Rubber Aramid			
EN13731	EN13731	EN13731			
trelleborg.com	trelleborg.com	trelleborg.com			

images not to Scale  
 ● ● ● =OK but not ideal  
 SBR= Styrene-Butadiene Rubber

**NB: LIFT CAPACITY**  
 Figures quoted may not be at maximum height. Where two figures are given the lowest will be at max height, the highest will be at partial lift height



COMPANY	VETTER	VETTER	VETTER	VETTER	V
SERIES MODEL VARIANT	S.Tec12 V1	S.Tec12 V3	S.Tec12 V5	S.Tec12 V6V7	S.Te
CODE NUMBER VARIANT	1314009300	1314009500	1314018200	1314009600	13
ORIGIN					
COST inc tax / VAT	N/A	N/A	€526	€667	
WEIGHT exc inflation eqpt	0.5kg / 1.1lb	1kg / 2.2lb	1.4kg / 3.1lb	1.9kg / 4.2lb	3.3
DEFLATED DIMENSIONS (valve) Length (+Valve) x Width x Height/depth	14 x 13 x 2.5cm 5.5 x 5.1 x 0.98"	25.5 x 20 x 2.5cm 10 x 7.9 x 0.98"	28 x 28 x 2.5cm 10 x 7.9 x 0.98"	29.5 x 29.5 x 2.5cm 11.6 x 11.6 x 0.98"	37 x 15 x
INFLATED HEIGHT	7.5cm / 2.9"	12cm / 4.8"	14.5cm / 5.7"	16.5cm / 6.5"	37
Max LIFT CAPACITY @min ht @max height	1 tonne 1.1 USton	3.26 tonne 3.6 USton	5.6 tonnes 6.2USton	6.3 tonnes 7 USton	9. 10
MAX WORKBURST PRESSURE	8 14BAR/116 203psi	8 14BAR/116 203psi	8 14BAR/116 203psi	8 14BAR/116 203psi	8 14BA
AIR VOLUME	5.66L / 0.2cuft	22.6L / 0.8cuft	28.4L / 1cuft	39.6L / 1.4cuft	121.
STACK/CONNECT HI-VIZ	■ - ■	■ - ■	■ - ■	■ - ■	
MATERIAL REINFORCEMENT	Vulcanized Rubber CR/Aramid	Vulcanized Rubber CR/Aramid	Vulcanized Rubber CR/Aramid	Vulcanized Rubber CR/Aramid	Vulcan
NOTES	EN13731	EN13731	EN13731	EN13731	E
WEBSITE	vetter-rescue.com	vetter-rescue.com	vetter-rescue.com	vetter-rescue.com	vetter




































images not to Scale  
 ● ● ● =OK but not ideal  
 SBR= Styrene-Butadiene Rubber

**NB: LIFT CAPACITY**  
 Figures quoted may not be at maximum height. Where two figures are given the lowest will be at max height, the highest will be at partial lift height




COMPANY	VETTER	VETTER	VETTER	VETTER	V
SERIES MODEL VARIANT	S.Tec12 V31V33	S.Tec12 V35L	S.Tec12 V40	S.Tec12 V50	S.Te
CODE NUMBER VARIANT	1314002800	1314008300	1316003500	1316001000	13
ORIGIN					
COST inc tax / VAT	€1690 €1816	€1714	€2091	€2764	
WEIGHT exc inflation eqpt	10.1kg / 22.3lb	10kg / 22.1lb	9.3kg / 20.5lb	11.8kg / 26.2lb	13.8
DEFLATED DIMENSIONS (valve) Length (+Valve) x Width x Height/depth	69 x 65 x 2.5cm 00 x 00 x 0.98"	115 x 43 x 2.5cm 00 x 00 x 0.98"	61 x 61 x 2.5cm 24 x 24 x 0.98"	67 x 67 x 2.5cm 26.6 x 26.6 x 0.98"	78 x 30.7 x
INFLATED HEIGHT	37cm / 14.6"	31cm / 12.2"	33.5cm / 13.2"	37.6cm / 14.8"	39
Max LIFT CAPACITY @min ht @max height	31.3 tonnes 34.6 USton	35.8 tonnes 39.5 USton	40.3 tonnes 44.5 USton	50.07 tonnes 55.2 USton	59 65
MAX WORKBURST PRESSURE	8 14BAR/116 203psi	8 14BAR/116 203psi	8 14BAR/116 203psi	8 14BAR/116 203psi	8 14BA
AIR VOLUME	517.5L / 18cuft	349.4L / 12.3cuft	603.1L / 21.3cuft	798.5L / 28.2cuft	110
STACK/CONNECT HI-VIZ	■ - ■	■ - ■	■ - ■	■ - ■	
MATERIAL REINFORCEMENT	Vulcanized Rubber CR/Aramid	Vulcanized Rubber CR/Aramid	Vulcanized Rubber CR/Aramid	Vulcanized Rubber CR/Aramid	Vulcan
NOTES	EN13731 V33 DISCONTINUED	EN13731	EN13731	EN13731	E
WEBSITE	vetter-rescue.com	vetter-rescue.com	vetter-rescue.com	vetter-rescue.com	vetter

# HIGH PRESSURE AIRBAGS

					
<b>VETTER</b>	<b>VETTER</b>	<b>VETTER</b>	<b>VETTER</b>	<b>VETTER</b>	<b>VETTER</b>
<b>Tec12 V10</b>	<b>S.Tec12 V12</b>	<b>S.Tec12 V18</b>	<b>S.Tec12 V20</b>	<b>S.Tec12 V24</b>	<b>S.Tec12 V24L</b>
1314002200	1314002400	1314002500	1314011800	1314002600	1314002700
					
€846	€868	N/A	€1115	N/A	N/A
3.6kg / 7.3lb	3.9kg / 8.6lb	5.7kg / 12.6lb	7.2kg / 15.9lb	7.2kg / 15.9lb	6.8kg / 15lb
37 x 2.5cm 15 x 0.98"	52 x 35 x 2.5cm 20 x 13 x 0.98"	52 x 47 x 2.5cm 20 x 19 x 0.98"	58 x 48 x 2.5cm 23 x 19 x 0.98"	62 x 52 x 2.5cm 24 x 20 x 0.98"	100 x 100 x 2.5cm 12.2 x 40.2 x 0.98"
10.6cm / 4.2"	31cm / 12.2"	27cm / 10.6"	28cm / 11"	30.6cm / 12"	20.9cm / 7.1"
10.6 tonnes 10.6 USton	10.8 tonnes 13.1 USton	17.7 tonnes 19.5USton	19.4 tonnes 21.4USton	24 tonnes 26.5 USton	24 kN 26.5USton
8 14BAR/116 203psi	8 14BAR/116 203psi	8 14BAR/116 203psi	8 14BAR/116 203psi	8 14BAR/116 203psi	8 14BAR/116 203psi
4.7L / 4.3cuft	192.5L / 6.8cuft	190.3L / 6.9cuft	224.1L / 7.9cuft	296.4L / 10.1cuft	211.5L / 7.5cuft
					
Vulcanized Rubber CR/Aramid	Vulcanized Rubber CR/Aramid	Vulcanized Rubber CR/Aramid	Vulcanized Rubber CR/Aramid	Vulcanized Rubber CR/Aramid	Vulcanized Rubber CR/Aramid
EN13731	EN13731	EN13731	EN13731	EN13731	EN13731 V26 DISCONTINUED
vetter-rescue.com	vetter-rescue.com	vetter-rescue.com	vetter-rescue.com	vetter-rescue.com	vetter-rescue.com
					
<b>VETTER</b>	<b>VETTER</b>	<b>VETTER</b>	<b>VETTER</b>	<b>VETTER</b>	<b>VETTER</b>
<b>Tec12 V59</b>	<b>S.Tec12 V83</b>	<b>S.Tec12 V102</b>	<b>C.Tec12 VCB N30</b>	<b>C.Tec12 VCB N 75</b>	<b>C.Tec12 VCB172</b>
1316001100	1316001200	1316001300	1316004600	1316004700	1316003900
					
€2981	€3892	€4534	N/A	N/A	N/A
30.6kg / 30.6lb	19kg / 42.1lb	23.1kg / 50.9lb	12kg / 26.4lb	22.4kg / 49.4lb	58kg / 127.9lb
78 x 2.5cm 27.2 x 0.98"	86 x 86 x 2.5cm 33.9 x 33.9 x 0.98"	95 x 95 x 2.5cm 37.4 x 37.4 x 0.98"	56.5 x 56.5 x 7cm 22.2 x 22.2 x 2.8"	89 x 89 x 7cm 35 x 35 x 2.8"	135 x 135 x 7cm 53.2 x 53.2 x 2.8"
15.5cm / 6.1"	46.5cm / 18.3"	51.5cm / 20.3"	27.5cm / 10.8"	43.5cm / 17.1"	69cm / 27.2"
10.4 tonnes 10.5 USton	82.6 tonnes 91.1 USton	101.6 tonnes 112 USton	7 - 30.1 tonnes 7.7-33.2 USton	12 - 74.6 tonnes 13.2 - 82.3USton	15 - 171.7 tonnes 16.5 - 189.3USton
8 14BAR/116 203psi	8 14BAR/116 203psi	8 14BAR/116 203psi	12 48BAR/174 696psi	12 48BAR/174 696psi	12 48BAR/174 696psi
4L / 39cuft	1645.2L / 58.1cuft	2302L / 81.3cuft	328L / 11.6cuft	1269L / 44.8cuft	5048L / 178.3cuft
			3x 	3x 	3x 
Vulcanized Rubber CR/Aramid	Vulcanized Rubber CR/Aramid	Vulcanized Rubber CR/Aramid	Vulcanized Rubber CR/Aramid	Vulcanized Rubber CR/Aramid	Vulcanized Rubber CR/Aramid
EN13731	EN13731 DISCONTINUED	EN13731 DISCONTINUED	EN13731	Image shows 3 bags connected. EN13731	EN13731
vetter-rescue.com	vetter-rescue.com	vetter-rescue.com	vetter-rescue.com	vetter-rescue.com	vetter-rescue.com

images not to Scale  
 ● ● ● =OK but not ideal  
 SBR= Styrene-Butadiene Rubber  
**NB: LIFT CAPACITY**  
 Figures quoted may not be at maximum height. Where two figures are given the lowest will be at max height, the highest will be at partial lift height

















<b>COMPANY</b>	<b>WEBER RESCUE</b>	<b>WEBER RESCUE</b>	<b>WEBER RESCUE</b>	<b>WEBER RESCUE</b>	<b>W</b>
<b>SERIES MODEL VARIANT</b>	<b>8-BAR W3</b>	<b>8-BAR W10</b>	<b>8-BAR W20</b>	<b>8-BAR W25</b>	<b>8</b>
<b>CODE NUMBER VARIANT</b>	8123357	8123373	8123390	8123403	
<b>ORIGIN</b>					
<b>COST inc tax / VAT</b>	N/A	N/A	N/A	N/A	
<b>WEIGHT exc inflation eqpt</b>	1.3kg / 2.9lb	3.5kg / 7.7lb	7kg / 15.4lb	9kg / 19.8lb	
<b>DEFLATED DIMENSIONS (valve)</b> Length (+Valve)x Width x Height/depth	23 x 23 x 2.5cm 9 x 9 x 1"	38 x 38 x 2.5cm 15 x 15 x 1"	55 x 55 x 2.5cm 21.65 x 21.65 x 1"	61 x 61 x 2.5cm 24 x 24 x 1"	7 30
<b>INFLATED HEIGHT</b>	130cm / 51.2"	210cm / 82.68"	300cm / 118"	340cm / 133"	
<b>Max LIFT CAPACITY @min ht</b> <b>@max height</b>	2.7 tonnes 3 USton	10.1 tonnes 11.1 USton	21.1 kg 23.2 USton	25.2 tonnes 27.8 USton	
<b>MAX WORKBURST PRESSURE</b>	8BAR / 116psi	8BAR / 116psi	8BAR / 116psi	8BAR / 116psi	
<b>AIR VOLUME</b>	15L / 0.53cuft	86L / 3cuft	296L / 10.4cuft	416L / 14.7cuft	9
<b>STACK/CONNECT HI-VIZ</b>	2x ■ - ●	2x ■ - ●	2x ■ - ●	2x ■ - ●	
<b>MATERIAL REINFORCEMENT</b>	Rubber Aramid	Rubber Aramid	Rubber Aramid	Rubber Aramid	
<b>NOTES</b>	EN13731	EN13731	EN13731	EN13731	
<b>WEBSITE</b>	Weber-rescue.com	Weber-rescue.com	Weber-rescue.com	Weber-rescue.com	We

images not to Scale  
 ● ● ● =OK but not ideal  
 SBR= Styrene-Butadiene Rubber  
**NB: LIFT CAPACITY**  
 Figures quoted may not be at maximum height. Where two figures are given the lowest will be at max height, the highest will be at partial lift height



<b>COMPANY</b>	<b>WEBER RESCUE</b>	<b>WEBER RESCUE</b>	<b>WEBER RESCUE</b>	<b>WEBER RESCUE</b>	<b>W</b>
<b>SERIES MODEL VARIANT</b>	<b>8-BAR W-FB 5/17</b>	<b>8-BAR W-FB 10/17</b>	<b>8-BAR W-FB 20/17</b>	<b>8-BAR W-FB 40/17</b>	<b>8-B</b>
<b>CODE NUMBER VARIANT</b>	1104649	1102509	1102510	1102511	
<b>ORIGIN</b>					
<b>COST inc tax / VAT</b>	N/A	N/A	N/A	N/A	
<b>WEIGHT exc inflation eqpt</b>	7.3kg / 16.1lb	7.3kg / 16.1lb	9.2kg / 20.3lb	14.5kg / 32lb	2
<b>DEFLATED DIMENSIONS (valve)</b> Length (+Valve)x Width x Height/depth	48 x 48 x 2.5cm 21 x 21 x 1"	55 x 55 x 2.5cm 21 x 21 x 1"	61 x 61 x 2.5cm 24 x 24 x 1"	78 x 78 x 2.5cm 30.71 x 30.7 x 1"	9
<b>INFLATED HEIGHT</b>	170cm / 66.9"	170cm / 66.9"	170cm / 66.9"	170cm / 66.9"	1
<b>Max LIFT CAPACITY @min ht</b> <b>@max height</b>	21.1 tonnes 23.2 USton	21.1 tonnes 23.2 USton	25.2 tonnes 27.8 USton	44.6 tonnes 49.1 USton	
<b>MAX WORKBURST PRESSURE</b>	8BAR / 116psi	8BAR / 116psi	8BAR / 116psi	8BAR / 116psi	
<b>AIR VOLUME</b>	224L / 7.9cuft	224L / 7.9cuft	350L / 12.3cuft	520L / 18.4cuft	8
<b>STACK/CONNECT HI-VIZ</b>	2x ■ - ●	2x ■ - ●	2x ■ - ●	2x ■ - ●	
<b>MATERIAL REINFORCEMENT</b>	Rubber Aramid	Rubber Aramid	Rubber Aramid	Rubber Aramid	
<b>NOTES</b>	EN13731 Stack up to 3 high	EN13731 Stack up to 3 high	EN13731 Stack up to 3 high	EN13731 Stack up to 3 high	S
<b>WEBSITE</b>	Weber-rescue.com	Weber-rescue.com	Weber-rescue.com	Weber-rescue.com	We

		
<b>WEBER RESCUE</b>	<b>WEBER RESCUE</b>	<b>WEBER RESCUE</b>
<b>8-BAR W41</b>	<b>8-BAR W52</b>	<b>8-BAR W66</b>
8123438	8123446	8123454
		
N/A	N/A	N/A
14kg / 30.9lb	18kg / 39.7lb	22.5kg / 49.6lb
8 x 78 x 2.5cm 0.7 x 30.7 x 1"	87 x 87 x 2.5cm 34.25 x 34.25 x 1"	95 x 95 x 2.5cm 37.4 x 37.4 x 1"
420cm / 165"	470cm / 185"	520cm / 204"
44.6 tonnes 49.1 USton	55 tonnes 60.6 USton	70.4 tonnes 77.6 USton
8BAR / 116psi	8BAR / 116psi	8BAR / 116psi
221L / 32.5cuft	1305L / 46cuft	1505L / 53.1cuft
2x 	2x 	2x 
Rubber Aramid	Rubber Aramid	Rubber Aramid
EN13731	EN13731	EN13731
weber-rescue.com	Weber-rescue.com	Weber-rescue.com
		
<b>WEBER RESCUE</b>	<b>OO</b>	<b>OO</b>
<b>8-BAR W-F 50/17</b>	<b>OO</b>	<b>OO</b>
1102512	OO	OO
		
N/A	N/A	N/A
20.6kg / 45.4lb	OOkg / OOlb	OOkg / OOlb
2 x 92 x 2.5cm 36 x 36 x 1"	OO x OO x OOcm OO x OO x OO"	OO x OO x OOcm OO x OO x OO"
170cm / 66.9"	OOcm / OO"	OOcm / OO"
64 tonnes 70.5 USton	OO tonnes OO USton	OO tonnes OO USton
8BAR / 116psi	OOBAR / OOpsi	OOBAR / OOpsi
310L / 28.6cuft	OOl / OOcuft	OOl / OOcuft
2x 		
Rubber Aramid	O O	O O
EN13731	EN13731	EN13731
stack up to 3 high		
weber-rescue.com	OO.com	OO.com



**FIRSTLOOK**

**FL360 LR**

10871

**SEE MORE. ACHIEVE MORE.**

**USAR**

www.firstlook.net

# 'pneumatic' LOW / MED PRESSURE AIRBAGS


The previous Guide covered high pressure airbags which provide tremendous lift strength but a downside of operating at pressures of 8 to 12 BAR is that the risk of a burst over such a small area is significant and potentially hazardous to the rescuer

Another downside is that this small area of lift will deform and buckle the relatively soft skin of large surface area vehicles

like articulated lorries, tankers, train carriages, train engines and aircraft. Low and medium pressure bags spread their lift over a much larger surface area. We have NOT including the

dedicated aircraft lift bags manufactured by companies like Vetter (including a system specifically for the Airbus 380) and Eurocraft because they are virtually never used by fire and rescue agencies in dealing with road accidents. If only money was no object....! You will notice that the largest single, double and triple bag systems discussed here will also cope with smaller aircraft but are not precise enough or powerful enough to deal with standard long-haul aircraft. Very few companies provided 'Time to inflate' data so as a rough guide the Vetter 1/6 (610mm / 24") bag takes 20 seconds to inflate at 1 bar and the much bigger 1/23 (1200mm / 47") bag takes about three and a half minutes.

Some companies differentiate between Low Pressure and Medium pressure as 0.5 Bar/ 7-9 psi and 1 bar / 14-15 psi but we have always simply termed anything up to about 2 bar as a 'low-pressure' bag. There is some cross over in size between the smallest low-pressure bags and the largest high pressure bags but primarily we are dealing here with bags with a large surface area (or footprint) and less than 2bar pressure. This ensures that the lift pressure is distributed across a much larger area and indeed most tasks will require a multiple set of airbags in a coordinated lift. Some of the maximum lift capacity figures are ONLY quoted with a pair of bags and will therefore pose some inequalities in the data. Some bags like the MFC BR and HL1, Eurocraft Jumbo and Sc Inflatables Catchbag



are manufactured in a wedge shape to provide the maximum purchase on both the ground and a sloping vehicle side. In the case of the Catchbag this has been specifically designed to be inserted as a 'wedge' on a raised vehicle which is then deflated to bring the vehicle upright in a controlled manner. Some bags are large cylinders and these tend to be the most resilient but least conforming. The largest bags are giant cubes which inflate virtually to a sphere when not restricted by the lift object or . Lampe and Vetter provide low pressure bags that are exactly the same shape as the standard square high pressure mat. Paratech market a specific 'Trench Bag' for use in a trench collapse rescue and this is an excellent application for any of the equal-sided bags in this article where the low pressure 'squashy' bag can safely fill the void between shoring boards and trench wall.

There seems to have been a move away from low pressure bags in some services in recent times in favour of point loaded 'hard' shoring, for example certain Paratech models

and the hydraulic Holmatro Powershore which provides both the lift and the followup shoring in the one strut. There is, however, something very reassuring about the way leviathan-sized air bags cope with really large loads because there is much less danger of a point-load failure and with the angled bags in particular, virtually no danger of slippage. Remember that low pressure airbags are used in multiples (or pairs at the very least) and fed by hoses running from a multiplier so that they provide their own redundancy for a neighboring bag but larger stabilisation struts can be used to good effect as follow-up shoring on specific structural hard-points on the vehicle/coach.



ABOVE: NOTE that there are some bags here that are not designed to LIFT, they are designed to CATCH. Just like a high-fall air bag they will exhaust air out of vents as a large vehicle is righted and 'hits' the catch bags to then be lowered under control to the ground. These bags are not generally symmetrical, the *SAVA Catch bag* (Savatech now owned by Trelleborg) for instance is trapezoidal with a 140cm square base and a 100cm more rounded top and can be inflated using an electric or gas/petrol blower.

## IN THE FOLLOWING TABLES.....

Any use, feature, accessory or component that is inherent in the tool is shown as a solid coloured square ■■■■  
 If it's an option it is shown as an outline square □□□□  
 A circle ● in the 'USE' columns indicates that this feature is only partially present and/or is OK for that purpose but not ideal.  
 A model variant is shown in cyan blue and any features or specifications that differ from the standard are also in cyan or will have a cyan outline to a black or orange square ■■.

**ORIGIN:** The company's home country, not necessarily the country of manufacture which is indicated by an inset flag or two equally sized flags if the tool is made in both countries.

**COST:** This remains an official secret within the industry. This is because the cost of one tool is huge and vastly different to the cost of multiples that they sell to entire fire services. But this is the same situation for virtually every piece of equipment we ever have in **TECHNICAL RESCUE** where we always quote the single item cost on the understanding that any bulk purchase will of course be a lower figure.

**WEIGHT:** Refers to the operational weight that the rescuer experiences in lifting the bag-only so it excludes attached hoses and controllers etc.

**DEFLATED DIMENSIONS:** For round bags this will be the diameter by the DEFLATED height shown in magenta because it is important to know the insertion height - ie. the gap into which you can get your bag before beginning the lift.

**INFLATED HEIGHT:** The all important- lift height that your bag can achieve.

**MAX AIR VOLUME:** This is not as straight-forward as it should be because there is a 'nominal volume' as well as a maximum

volume. We're quoting maximum air volume but some manufacturers data may not make the distinction clear. Nominal air volume is the general amount of air needed to make the bag function properly, The maximum volume is that which should not be exceeded or you risk rupturing the seams or a contact point.

**LIFT CAPACITY:** Is the maximum load that should be applied to a single bag. Unlike solid, point-loading of a strut, it is much easier to share the load across two or three bags without one bag taking all the load and throwing out your calculations because you assumed each of, let's say three supports, would only be carrying a third of the load. **It is again vital that you push in direct line with the base of the bag- if your target load starts to stray off-centre as it moves, the bag(s) can be forced out sideways.** Our figures are in kg (Kilogramms) and pounds (lbs) but where tons/tonnes are mentioned there are 1.10 US short tons to a UK/metric tonne (if we use the term 'ton' it will mean US Short Ton not a UK ton).

**TIME to MAX INFLATION:** This is not a figure given by manufacturers so most of these rows will be empty but it's a useful figure if only in very general terms and would refer to the fastest time that the bag could be fully inflated.

**MAX PRESSURE PRV:** The inflation pressure which in these bags will be around 0.5 and 1 bar but could be anywhere between 0 and 3 BAR or 0 to 15 PSI Pounds per square inch. **PRV= Pressure Relief Valve** which will exhaust air should the bag's internal air pressure approach a level which could rupture the seams.






**STACK/CONNECT REFLECT:** Unlike most high pressure bags/mats these much larger bags are not generally used in a stack or indeed required to be used in a stack given their huge lift heights. So the webbing loops you see on most bags are for lifting and shifting and/or to keep multiple bags in line. However, the flat-topped medium pressure bags (1BAR) can be stacked and then joined/**connected** via the web restraint loops that most have **but while these can take up to a tonne of load, these are not load bearing** connections in the same way as some of the metal connections and heavy duty straps found on high pressure bags. The web loops will, at best, just keep the bags in position as you inflate - if they come off-centre when under load these may tear out.

**REFLECT** = Reflective strips or decals to improve visibility in low light and at night.

Images not to Scale  
**FEATURES:** ● = PARTIAL  
 FEATURE ■■■ = Option  
 N/A = info Not Available/  
 not given





























				
<b>COMPANY</b>	<b>MATJACK</b>	<b>MATJACK</b>	<b>MATJACK</b>	<b>MATJACK</b>
<b>MODEL</b>	<b>2.5t 2418 Cushion</b>	<b>3.6t 3024 Cushion</b>	<b>5.8t 3618 Cushion</b>	<b>5.8t 3630 Cushion</b>
<b>CODE NUMBER</b>	L102 L102G	L103 L103G	L105 L105G	L107 L107G
<b>ORIGIN</b>				
<b>COST inc tax / VAT</b>	N/A	N/A	N/A	N/A
<b>WEIGHT exc inflation eqpt</b>	00kg / 00lb	00kg / 00lb	00kg / 00lb	00kg / 00lb
<b>DEFLATED DIMENSIONS</b> Length x Width x Height/depth	61 x 61 x 2.5-7.6cm 24 x 24 x 1-3"	76 x 76 x 2.5-7.6cm 30 x 30 x 1-3"	91.4 x 91.4 x 2.5-7.6cm 36 x 36 x 1-3"	91.4 x 91.4 x 2.5-7.6cm 36 x 36 x 1-3"
<b>INFLATED HEIGHT</b>	45.7cm / 18"	61cm / 24"	45.7cm / 18"	76.2cm / 30"
<b>LIFT CAPACITY</b>	2.2 tonnes / 2.5Uston	3.26 tonnes / 3.6Uston	5.2 tonnes / 5.8Uston	5.2 tonnes / 5.8Uston
<b>MAX PRESSURE PRV</b>	0.7BAR / 10psi	0.7BAR / 10psi	0.7BAR / 10psi	0.7BAR / 10psi
<b>MAX AIR VOLUME</b>	00L / 00cuft	00L / 00cuft	00L / 00cuft	00L / 00cuft
<b>HANDLES/EYES HI-VIZ</b>	---	---	---	---
<b>MATERIALS</b>	Hypalon/Neoprene	Hypalon/Neoprene	Hypalon/Neoprene	Hypalon/Neoprene
<b>NOTES</b>	L102G=Grip top surface	L103G=Grip top surface	L105G=Grip top surface	L107G=Grip top surface
<b>WEBSITE</b>	matjack.com	matjack.com	matjack.com	matjack.com























Images not to Scale  
**FEATURES:** ● = PARTIAL  
 FEATURE ■■■ = Option  
 N/A = info Not Available/  
 not given

				
<b>COMPANY</b>	<b>MFC INTERNATIONAL</b>	<b>MFC INTERNATIONAL</b>	<b>MFC INTERNATIONAL</b>	<b>MFC INTERNATIONAL</b>
<b>MODEL</b>	<b>BK- 1 Bar</b>	<b>CK- 1 Bar</b>	<b>DK- 1 Bar</b>	<b>A- 0.5 Bar</b>
<b>CODE NUMBER</b>	LB0020/003	LB0021/003	LB0022/003	LB0015
<b>ORIGIN</b>				
<b>COST inc tax / VAT</b>	N/A	N/A	N/A	N/A
<b>WEIGHT exc inflation eqpt</b>	17kg / 37.5lb	22.5kg / 49.6lb	25kg / 55.1lb	15kg / 33lb
<b>DEFLATED DIMENSIONS</b> Length x Width x Height/depth	76 x 5cm 30 x 2"	91 x 5cm 36 x 2"	122 x 10cm 48 x 4"	61 x 5cm 24 x 2"
<b>INFLATED HEIGHT</b>	59cm / 23.2"	61cm / 61"	100cm / 39.3"	43cm / 17"
<b>LIFT CAPACITY</b>	4.65 tonnes / 5.1Uston	3347kg / 00lb	11.9 tonnes / 13.1Uston	1.5 tonnes / 3280lb
<b>MAX PRESSURE PRV</b>	1BAR / 14.5psi ■	1BAR / 14.5psi ■	1BAR / 14.5psi ■	0.5BAR / 7.3psi ■
<b>MAX AIR VOLUME</b>	620L / 22cuft	900L / 31.7cuft	3010L / 106cuft	222L / 7.8cuft
<b>STACK/CONNECT HI-VIZ</b>	- 8 x ■■■	- 8 x ■■■	- 8 x ■■■	- 8 x ■■■
<b>MATERIALS</b>	Neoprene-coated Kevlar	Neoprene-coated Kevlar	Neoprene-coated Kevlar	Hypalon-coated Nylon
<b>NOTES</b>	8 web eyes	8 web eyes	8 web eyes	Pressure Relief Valve
<b>WEBSITE</b>	mfc-international.com	mfc-international.com	mfc-international.com	mfc-international.com



# LOW/MED PRESSURE AIRBAGS

					
<b>MATJACK</b>	<b>MATJACK</b>	<b>MATJACK</b>	<b>MATJACK</b>	<b>MATJACK</b>	<b>MFC INTERNATIONAL</b>
<b>10t Cushion</b>	<b>8400 Med 1</b>	<b>13000 Med 2</b>	<b>18000 Med 3</b>	<b>33600 Med 4</b>	<b>AK- 1 Bar</b>
L122G	MJ8000	MJ13000	MJ18000	L122G	LB0019/003
					
N/A	N/A	N/A	N/A	N/A	N/A
00kg / 00lb	7.7kg / 17lb	12.25kg / 27lb	16.3kg / 36lb	31.75kg / 70lb	15kg / 33lb
122 x 122 x 2.5-7.6cm 48 x 48 x 1-3"	61 x 2.5-7.6cm 24 x 1-3"	75 x 2.5-7.6cm 30 x 1-3"	91.4 x 2.5-7.6cm 36 x 1-3"	122 x 10cm 48 x 4"	61 x 5cm 24 x 2"
212cm / 84"	43cm / 17"	61cm / 24"	61cm / 24"	93.5cm / 37"	43cm / 17"
9.1 tonnes /10Uston	1.76 tonnes /00Uston	5.9 tonnes /6.5Uston	8.6 tonnes /0Uston	15.25tonnes /16.8Uston	2.9 tonnes /3.2Uston
0.48BAR / 7psi	1BAR / 14.5psi 	1BAR / 14.5psi 	1BAR / 14.5psi 	1BAR / 14.5psi 	1BAR / 14.5psi 
00L / 00cuft	290L / 00cuft	560L / 00cuft	00L / 00cuft	00L / 00cuft	295L / 10.4cuft
---	- 2 x   	- 2 x   	- 8 x   	- 4 x   	- 8 x   
Hypalon/Neoprene	Aramid reinforced Neoprene	Aramid reinforced Neoprene	Aramid reinforced Neoprene	Aramid reinforced Neoprene	Neoprene-coated Kevlar
Grip surface on top	8 web eyes	8 web eyes	8 web eyes	8 web eyes	8 web eyes
matjack.com	matjack.com	matjack.com	matjack.com	matjack.com	mfc-international.com

					
<b>MFC INTERNATIONAL</b>	<b>MFC INTERNATIONAL</b>	<b>MFC INTERNATIONAL</b>	<b>MFC INTERNATIONAL</b>	<b>MFC INTERNATIONAL</b>	<b>MFC INTERNATIONAL</b>
<b>C- 0.5 Bar</b>	<b>D- 0.5 Bar</b>	<b>120- High Lift</b>	<b>210 - High Lift</b>	<b>2-Tier</b>	<b>3-Tier</b>
LB0017	LB0018	LB0077	LB0078	LB0067	LB0068
					
N/A	N/A	N/A	N/A	N/A	N/A
22.5kg / 49.6lb	25kg / 49.6lb	38.5kg / 85lb	48.5kg / 107lb	10kg / 85lb	48.5kg / 107lb
91 x 5cm 36 x 2"	122 x 10cm 48 x 4"	135 x 10cm 53 x 4"	145 x 10cm 57 x 4"	55 x 45 x 5cm 21.7 x 17.7 x 2"	55 x 45 x 5cm 21.7 x 17.7 x 2"
61cm / 24"	100cm / 39"	120cm / 47"	210cm / 83"	40cm / 15.7"	60cm / 23.6"
3.34 tonnes /7379lb	5.95 tonnes /13120lb	7.2 tonnes /15800lb	9 tonnes /19800lb	2.1 tonnes /0lb	1.8 tonnes /00lb
0.5BAR / 7.3psi 	0.5BAR / 7.3psi 	0.5BAR / 7.3psi	0.5BAR / 7.3psi	1BAR / 14.5psi	1BAR / 14.5psi
673L / 23.8cuft	1900L / 67.1cuft	2500L / 88cuft	5200L / 184cuft	110L / 00cuft	150L / 00cuft
- 8 x   	- 8 x   	---	---	* * 	* * 
Hypalon-coated Nylon	Hypalon-coated Nylon	Neoprene-coated Nylon	Neoprene-coated Nylon	Hypalon-coated Nylon	Hypalon-coated Nylon
Pressure Relief Valve	Pressure Relief Valve	0.5 Bar Pressure Relief Valve	0.5 Bar Pressure Relief Valve	* * Pre-connected/stacked but individually inflated.	* * Pre-connected/stacked but individually inflated.
mfc-international.com	mfc-international.com	mfc-international.com	mfc-international.com	mfc-international.com	mfc-international.com

# NEW COMPILING Q4 '25

Images not to Scale  
**FEATURES:** ● = PARTIAL  
 FEATURE ■ ■ ■ = Option  
 N/A = info Not Available/  
 not given




























<b>COMPANY</b>	<b>PARATECH</b>	<b>PARATECH</b>	<b>PARATECH</b>	<b>PARATECH</b>	<b>SIT</b>
<b>MODEL</b>	<b>AK 3.3ton</b>	<b>BK 5.1ton</b>	<b>CK 7.4ton</b>	<b>AK 13.7ton</b>	<b>OO</b>
<b>CODE NUMBER</b>	22-887005K	22-887010K	22-887015K	22-887020K	-
<b>ORIGIN</b>					
<b>COST inc tax / VAT</b>	N/A	N/A	N/A	N/A	N/A
<b>WEIGHT exc inflation eqpt</b>	15kg / 35lb	17kg / 38lb	22kg / 50lb	25kg / 56lb	00kg / 00lb
<b>DEFLATED DIMENSIONS</b> Length x Width x Height/depth	61 x 5cm 24 x 2"	76 x 5cm 30 x 2"	91 x 5cm 36 x 2"	122 x 10cm 48 x 4"	00 x 00cm 0 x 00"
<b>INFLATED HEIGHT</b>	43cm / 17"	59cm / 23"	61cm / 24"	100cm / 39.4"	00cm / 00"
<b>LIFT CAPACITY</b>	3 tonnes / <b>6560lb</b>	4.6 tonnes / <b>10250lb</b>	6.7 tonnes / <b>14761lb</b>	11.9 tonnes / <b>26248lb</b>	00 tonnes / 00Uston
<b>MAX PRESSURE PRV</b>	1BAR / 14.7psi ■	1BAR / 14.7psi ■	1BAR / 14.7psi ■	1BAR / 14.7psi ■	00BAR / 00psi
<b>MAX AIR VOLUME</b>	295L / 10.4cuft	620L / 22cuft	895L / 31.6cuft	3002L / 106cuft	00L / 00cuft
<b>HANDLES/EYES HI-VIZ</b>	- 8 x ■ ●	- 8 x ■ ●	- 8 x ■ ●	- 4 x ■ ●	1 x ■ - ■
<b>MATERIALS</b>	Neoprene-coated Aramid, Kevlar reinforced	Neoprene-coated Aramid, Kevlar reinforced	Neoprene-coated Aramid, Kevlar reinforced	Neoprene-coated Aramid, Kevlar reinforced	
<b>NOTES</b>	8x web eyes	8x web eyes	8x web eyes	8x web eyes	NB: SIT Ltd make ma bags for other compar rather than selling dire customers.
<b>WEBSITE</b>	paratech.com	paratech.com	paratech.com	paratech.com	sitltd.com

Images not to Scale  
**FEATURES:** ● = PARTIAL  
 FEATURE ■ ■ ■ = Option  
 N/A = info Not Available/  
 not given



<b>COMPANY</b>	<b>TRELLEBORG</b>	<b>TRELLEBORG</b>	<b>TRELLEBORG</b>	<b>TRELLEBORG</b>	<b>TRELLEBORG</b>
<b>MODEL</b>	<b>Sava MS45 4.4ton</b>	<b>Sava MS122 7.7ton</b>	<b>Sava MS210 9.9ton</b>	<b>Sava Catch Bag SCB1</b>	<b>Sava Catch Bag S</b>
<b>CODE NUMBER</b>	527296	527297	527298	574577	596823
<b>ORIGIN</b>					
<b>COST inc tax / VAT</b>	N/A	N/A	N/A	N/A	N/A
<b>WEIGHT exc inflation eqpt</b>	16kg / 35lb	30kg / 66lb	43kg / 95lb	22kg / 50lb	17kg / 37lb
<b>DEFLATED DIMENSIONS</b> Length x Width x Height/depth	102 x 10cm 40 x 4"	135 x 10cm 53 x 4"	145 x 10cm 57 x 4"	140/100 x 10cm 55/39 x 4"	110/80 x 10cm 43/31 x 4"
<b>INFLATED HEIGHT</b>	45cm / 18"	122cm / 48"	210cm / 83"	00cm / 00"	00cm / 00"
<b>LIFT CAPACITY</b>	4 tonnes / 00Uston	7 tonnes / 00Uston	9 tonnes / 00Uston	00 tonnes / 00Uston	00 tonnes / 00Uston
<b>MAX PRESSURE PRV</b>	0.5BAR / 7.3psi ■	0.5BAR / 7.3psi ■	0.5BAR / 7.3psi ■	<0.2BAR / 00psi	<0.2BAR / 00psi
<b>MAX AIR VOLUME</b>	551L / 20cuft	2618L / 93cuft	5199L / 184cuft	2000L / 71cuft	1320L / 46cuft
<b>STACK/CONNECT HI-VIZ</b>	- - -	- - -	- - -	- 4 x ■ ■	- 4 x ■ ■
<b>MATERIALS</b>					
<b>NOTES</b>	1/2" female valve	3/4" Male Valve	3/4" Male Valve	Can be inflated with an electric/gas blower	Can be inflated with electric/gas blowe
<b>WEBSITE</b>	trelleborg.com	trelleborg.com	trelleborg.com	trelleborg.com	trelleborg.com

# LOW/MED PRESSURE AIRBAGS

					
<b>SIT</b>	<b>SIT</b>	<b>TRELLEBORG</b>	<b>TRELLEBORG</b>	<b>TRELLEBORG</b>	<b>TRELLEBORG</b>
<b>00</b>	<b>00</b>	<b>Sava MA 3ton</b>	<b>Sava MB 4.7ton</b>	<b>Sava MC 6.7ton</b>	<b>Sava MD 12ton</b>
-	-	521478	521479	521481	521482
					
N/A	N/A	N/A	N/A	N/A	N/A
00kg / 00lb	00kg / 00lb	7.5kg / 17lb	12kg / 27lb	15kg / 33lb	35kg / 77lb
00 x 00cm 0 x 00"	00 x 00cm 0 x 00"	61 x 5cm 24 x 2"	76 x 5cm 30 x 2"	91 x 5cm 36 x 2"	122 x 8cm 48 x 3"
00cm / 00"	00cm / 00"	43cm / 17"	59cm / 23"	61cm / 24"	100cm / 39"
00 tonnes / 00USton	00 tonnes / 00USton	3 tonnes / <b>10250lb</b>	4.7 tonnes / <b>14761lb</b>	6.7 tonnes / 00USton	13.2 tonnes / 00USton
00BAR / 00psi	00BAR / 00psi	1BAR / 14.5psi	1BAR / 14.5psi	1BAR / 14.5psi	1BAR / 14.5psi
00L / 00cuft	00L / 00cuft	251L / 9cuft	535L / 19cuft	793L / 28cuft	2337L / 83cuft
1 x 	1 x 				
NB: SIT Ltd make many bags for other companies rather than selling direct to customers. sitltd.com	NB: SIT Ltd make many bags for other companies rather than selling direct to customers. sitltd.com	8x web eyes. 3/8" male valve trelleborg.com	8x web eyes trelleborg.com	trelleborg.com	trelleborg.com
					
<b>VETTER</b>	<b>VETTER</b>	<b>VETTER</b>	<b>VETTER</b>	<b>WEBER RESCUE</b>	<b>WEBER RESCUE</b>
<b>1/6</b>	<b>1/9</b>	<b>1/13</b>	<b>1/23</b>	<b>W6 1-Bar</b>	<b>W13 1-Bar</b>
-	-	-	-	-	-
					
N/A	N/A	N/A	N/A	N/A	N/A
00kg / 00lb	00kg / 00lb	00kg / 00lb	00kg / 00lb	7.5kg / 00lb	15kg / 00lb
00 x 00cm 0 x 00"	00 x 00cm 0 x 00"	00 x 00cm 0 x 00"	00 x 00cm 0 x 00"	61 x 00cm 0 x 00"	91 x 00cm 0 x 00"
00cm / 00"	00cm / 00"	00cm / 00"	00cm / 00"	43cm / 00"	61cm / 00"
00 tonnes / 00USton	00 tonnes / 00USton	00 tonnes / 00USton	00 tonnes / 00USton	3 tonnes / 00USton	6.7 tonnes / 00USton
00BAR / 00psi	00BAR / 00psi	00BAR / 00psi	00BAR / 00psi	1BAR / 14.5psi	1BAR / 14.5psi
00L / 00cuft	00L / 00cuft	00L / 00cuft	00L / 00cuft	00L / 00cuft	00L / 00cuft
- 8 x 	- 8 x 	- 8 x 	- 8 x 	- 8 x 	- 8 x 
vetter-rescue.com	vetter-rescue.com	vetter-rescue.com	vetter-rescue.com	weber-rescue.com	weber-rescue.com

**UPDATED Feb '26**

# HEAVY DUTY, USAR-CAPABLE LIFTING FRAMES

www.rescue.magazines.com

**O**ur **ROPE EQUIPMENT BUYERSGUIDE** contains a full list of Tripods/Quadpod and other AHDs (Artificial High Directionals) but we have modified that list for USAR to only those with minimum lift capacity of 400kg/just under half a US ton. This is because, in rope rescue, all tripods and frames are capable of lifting or lowering live-loads, whether that be a rescuer, a victim or a rescuer *and* victim in a stretcher rarely exceeding 300kg. Here we are concerned more with the ability to use a device to lift and shift collapse materials - concrete, metal, wooden beams etc. Airbags and hydraulics can of course be used to lift or spread very heavy objects but only a heavy duty AHD enables you to lift and shift to one side if only by a foot or two or to lift over large distances with a suitably strong pulley system or winch (see separate Guide on page 290). This is much easier with the gantry style frames but any tripod configuration will allow some lateral movement if you have guyed the top sufficient to counter any load moving outside of the prescribed footprint. If you were careful enough with your load monitoring you could use any tripod/AHD so our roughly half ton cut-off will be deemed to be too arbitrary by some but we have to draw the line somewhere in determining what constitutes 'Heavy Duty'. The *Skedco* and *Lyon Obelisk* models for instance could feel aggrieved that their tripods are just as strong as some we have included, they just choose to list a more conservative max load figure and there are others that may well be listing a load capacity that is misleading at best but we can only go with their stated figures. Consult the **ROPE EQUIPMENT** guide for a full list and for a more detailed background to rope-rescue AHDs.

There are 7 distinct types of stand-alone AHDs:

- 1) **MONOPOD** - single leg with anchor points on the head for back-stays as well as a main attachment for the lowering system. *TerrAdaptor* version shown left.
- 2) **BIPOD/A-FRAME** - two legs which can luff out beyond an edge if properly guyed.
- 3) Traditional **TRIPOD** with a fixed head and attached legs
- 4) Traditional **QUADPOD** with a fixed head and attached legs
- 5) **BEAM** where a gantry is created between two sets of legs to span much wider gaps or trenches.
- 6) **MULTIPOD** which is a modular system of detachable legs, head(s) and components capable of creating a tripod, and bipod and often a



monopod depending on head-anchor configurations.  
 7) **TETRAPOD/TETRAHEDRAL FRAME**; which used to be just the Australian Larkin Frame but there is now some competition. This is effectively a pyramidal shape (or two pyramids joined) with a rigid frame

connecting the three feet together and tipped over so that it pivots on the edge created between two legs - simple genius. This is a true luffing frame in that the load-head can be safely moved in-board of the edge for safe rigging by pulling down on the rear 'tail' of the frame. When ready that same tail is then lifted (under strict control) so that the head and load are luffed out beyond the edge so that all ropes clear the edge and edge negotiation is safe and simple.

## HEAVY-DUTY SHORING STRUT SYSTEMS

We could also have a 7th class for modular crossovers from USAR, but while these are radically different, the end product is still one of the previous 6 classes, just a lot, lot, lot stronger! These are structural shoring struts that can be combined with specialist heads and feet to create a gin-pole, bipod or tripod. The AHD guide in our **USAR/EXTRICATION BUYERSGUIDE** gives greater detail on their uses outside of rope rescue. *Airshore* pioneered the tripod adjunct and in fact the largest tripod we ever had was an enormous and very unwieldy beast made of *Airshore's* two or three largest struts plus their largest extensions connecting to a solid machined head (and machined plates for feet) that were strong enough to support collapsed structures.

These were in fact, seen inside the Pentagon as columns supporting the ceilings following the 9.11 attacks. These also made great large animal rescue tripods able to support weights far in excess



# HEAVY DUTY LIFTING FRAMES



of regular tripods so we used it for cows and horses and In the image below from 2013, Cornwall Fire&Rescue service in the UK were still using the *Airshore* tripod to good effect. *Paratech* then took up the challenge with their version and latterly we have had perhaps the slickest offering from *Holmatro* with their *OmniShore* system (pic opp and above right) . Unlike regular rope access and rescue tripods the modular shoring systems have two unique tricks up their sleeve

1) they are often pneumatic, hydraulic and electric extension as well as the more usual manual so they can actually be manipulated under load or at least under tension - you can adjust the length of one or more legs over short distances - we thought it worth a mention as we once found it very useful in freeing a piece of jammed hardware that was operating way outside of normal margins.

2) Load cell monitors are available (*Holmatro* has a bespoke system and *Paratech* uses the '*Guardian Angel*' system -pic above right) that can tell you exactly what loads are being applied. These kinds of tripod systems really are the shire-horses of the industry enabling you to attempt tasks that would otherwise be impossible or risky at best. They are of course, not light. The machined head alone on our old *Airshore* weighed as much as an entire mountain rescue tripod. Even today, slick though these things are, you can tell that they are geared more towards an Urban Search & Rescue environment than they are a remote gorge. Top-right is *Holmatro*'s sophisticated 8.7kg tripod head is a combination of their Monopod and Bipods heads with an integral, rotating rigging plate for the main load

lines, an integral pulley sheave and no less than 8 stainless steel shackles for tensioning, restraint or guy lines. Notice that two of the strut attachments are mounted bilaterally while the third is extended and rotates freely to be connected in a 'lazy-leg' configuration if required. More on this shortly. In monopod or gin pole configuration you can really see the difference in bulk - above is *Holmatro*'s 3.2kg/7.1lb monopod head while *Harken/SMC*'s rather more mountain orientated *Space Station* right it is around half the weight at 1.8kg/4lb and the *Arizona Vortex* head below-left is almost half the weight again at 1kg/2.2lb.

## LIGHT ALLOY MODULAR SYSTEMS

Light alloy, modular systems like *TerrAdaptor* and *AZV* are primarily for rope rescue and are lighter for a reason - they need to be transportable into remote areas via light, all-terrain vehicles or human/animal transport. The tripods/AHDs in this guide, on the other hand, are larger, longer

*Right: One of two heavy-duty USAR tripod/bipods by vehicle rescue specialist Res-Q-Jack which can utilise their 'winch' used on all-in-one struts to effect a lift and/or extend the legs.*



and heavier and need to be transported by larger vehicles and fire trucks etc. Nevertheless, as mentioned in the opening paragraph, many of the lighter rope rescue models will easily perform lighter USAR tasks, particularly load support and stabilisation rather than heavy-lift so be sure to check the models in our **ROPE EQUIPMENT BUYERS GUIDE**.

## FIXED HEAD TRIPODS

Rather than attaching a modular head some have the legs and head permanently attached to each other and you simply fold everything inwards for storage and transportation in one bag. As with all lightweight AHDs the legs telescope and pin in place to give shorter or greater working height. The majority of tripods and certainly all square/rectangular section AHDs, will accept some kind of mount for a winch and this is most common in industrial 'con-space' tripods. There was a time when virtually all tripods used for industrial access and rescue were one-piece, fixed head tripods and these are still the cheapest option but they do have quite specific and limited applications - they are great for over-hole entries but can still help with stabilisation and lifting lumps of masonry or timber. It is best to use lighter fixed and modular head tripods within their footprint where their load capacity is highest directly beneath the head.

## FOOT RESTRAINTS

USAR tripods and tripod systems tend to have extremely strong foot attachments, far stronger than rope rescue tripods that tend to use a narrow profile swivel foot on a few inches wide. In contrast many USAR tripods have a big, load bearing footprint derived from their shoring and stabilisation uses and a range of different designs from wide swivels with multiple anchor points like this *Holmatro OmniShore* to smaller but no less strong (and heavy) feet around 4"/10cm square like this *Res-Q-Jack* model. Notwithstanding that some tripods may be erected with all legs at different lengths on a rubble pile, it is still the case that they all be linked with rope, web or chain to atop the risk of spreading. Some heads are spread-limiting but it is still a good habit to retain unless the restraints are getting your way. Most have eyes or larger attachment rings on the foot or at the base of the legs - these can have a rope threaded or simply clip in a carabiner and adjust the rope, webbing or chain to allow the required spread. On these heavier-duty tripods such rings/eyes are virtually always capable of full load bearing for hauling and progress capture.



## LAZY-LEG

In the image above of *Eyolf's Pythagorus* system you can see that the two forward legs are hard up against the edge, in this case at around 90 degrees to the vertical rather than angled forward like the *SAR Products Quadpod* below. The single leg at the rear is a lazy-leg in that it takes very little of the load that is applied to the A-frame legs, in fact virtually none until or unless the load moves in-board of the edge. Instead, its function here is to offer stability and security to the two A-frame legs to restrict rearward movement. It can also be used to increase the footprint for spanning larger holes or gaps than an equilateral tripod/quadpod



might offer and to bridge uneven height. Most lazy leg head attachments allow greater rotation and in the case of some round-tube models, can be adjusted through the head and locked to alter the length. All legs on the AZV and TerrAdaptor can extend through and beyond the head to be locked into place with pins.

**STANDARDS:** As usual, European CE are the most comprehensive and applicable across the work and rescue spectrum but there are several that apply from anchors and PPE fall restraint to Machinery Directive but EN795-B for mobile anchor devices is probably best. For rescue applications NFPA is always a good indication of a bombproof product but we are seeing a move away from large & heavy in rescue driven by the tactical and wilderness markets so NFPA may end up needing a category below 'T' for Technical.

## TETRAHEDRAL FRAMES (TETRAPODS)



We're calling this a TETRAPOD. The iconic *Larkin Frame* above from Australia (distributed outside Oz by *Lyon Equipment* in the UK) is an offset pyramid which you tip over in order to clear an edge or it can sit upright in a standard tripod configuration except with solid leg restraints instead of the usual webbing or rope! The *Larkin* is a simple, fixed structure but is nonetheless very versatile. In this image you can see how guying and manoeuvring the 'tail' of the frame allows the head to clear an edge by quite a large margin. The frame pivots on two feet and there are pulleys on fixed eyes at the two top corners of the frame. We only know of two competitive designs to this, one is another of our old favourites - the *SRTe OzPod* (below) which was taken over by *DB Sala's Rollgliss* and then *3M* and then disappeared along with all *SRTe* gear. The *Ozpod* was a modular system comprising a tripod (or A-Frame) and a base frame that converted it into a tetrahedral frame. The interesting thing about this one though is that the frame had a hinged 'break' (arrowed) which enabled you to pull back on a handle to luff the frame in and out under load as well as pivot the frame. It meant that edge clearance was greater than pivoting the frame alone. Like all tetrapods the rescuer and casualty can be brought inboard within (or on) the frame rather than close to the edge. The tripod part of this *Ozpod* still seems to be produced by or on behalf of *Skedco* in the US. A more recent version, though by no means new, is *Kong's Grizzly*. This differs in having no rigid section between the two feet - what

# Shoring reinvented.



**OmniShore**  
Safety secured.

First responders need shoring equipment that is as intuitive, versatile and smart as they are. That is why we have developed OmniShore, a shoring system reimaged from the ground up and designed in accordance with unparalleled standards of quality and safety.

Patented innovations such as the Trident Coupler and OmniLock system allow you to build unlimited applications with less parts, experience a seamless setup with less handling and take full control with less manpower.

Learn more at [holmatro.com/omnishore](http://holmatro.com/omnishore)

 **holmatro**  
mastering power

would be one of the edges of the pyramid. Like the *OzPod*, this is modular in that the legs or poles can be used to create a bespoke monopod and bipod. The components shackle together with the shackle then creating load bearing eyes at each corner. Multipods and tetrapods can take longer to set up than more basic tri/quadpods, we required a single rescue technician to set up the *Ozpod* as shown on the previous page within 5 minutes, no mean feat. In contrast a much simpler tri/quadpod will go up in a couple of minutes and a modular and tetrapod in 3-5 minutes. None of these times include attaching stays/rigging.

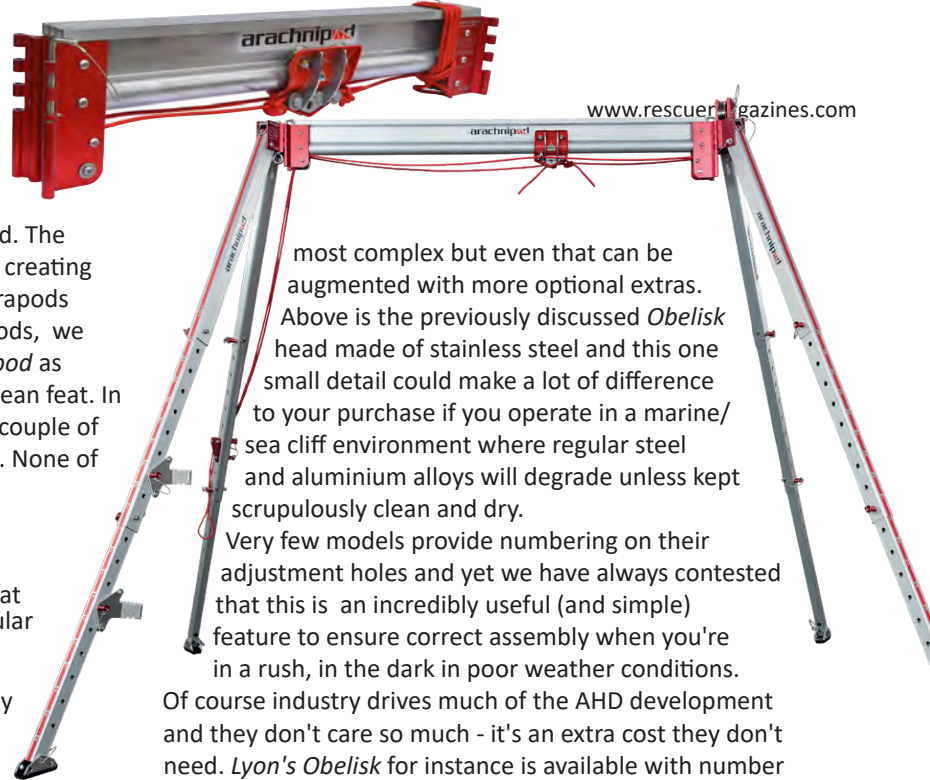
## BEAM GANTRIES

In the modern era it was *Ferno's Archnipod* (right) that introduced a transverse beam to attach to their regular A-frame legs and create a gantry that could span a much wider opening or a section of trench. With an eye (or two) on a sliding trolley controlled by a pulley adjustment system this provides a versatile option. We also found this to be useful for improving lateral positioning options on a cliff/building edge but this is not a use you see much (or it's not really allowed) because they are designed to be loaded vertically not with the slight side-pull that an edge negotiation imparts. Nevertheless, properly guyed, this works and we found it much safer than the alternative which is to pendulum the main line(s) to negotiate an obstacle. In the case of the *Arachnipod* you can have a 2, 3 or 4 metre/13ft beam.

Then there's the *Obelisk* from *Lyon Eqpt* in the UK. They came up with a true cross between a quadpod and a manageable sized beam gantry with a very slick trolley system that's about as bombproof as they come. Their stainless steel beam is only 40cm/15" wide but can take one or two sliding eyes that then fix into position with plunge-pins. *SAR Products*, also in the UK have a *Multipod* that also has moveable eyes albeit with fewer fix positions. Both of these give you some options when positioning the load. As a modular head there is scope for both *Lyon* and *SAR Products* to expand the beam options should demand require it. The *SAR Products* head is not as slick as *Lyon's* but it does offer a tripod option as well as a quadpod.

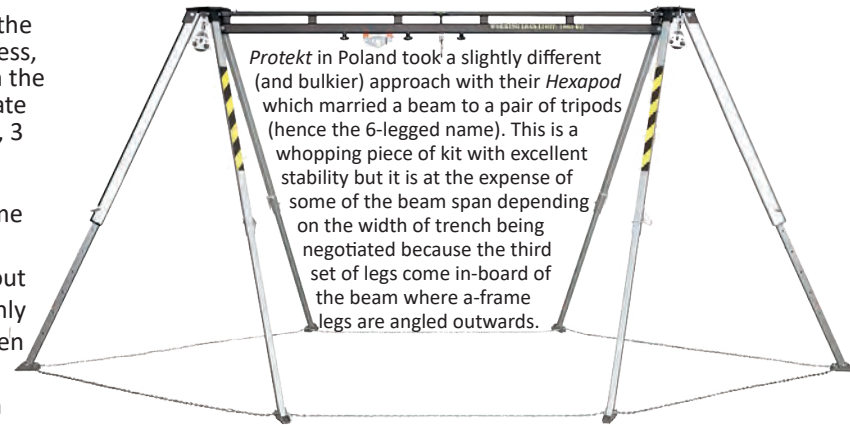
## VARIOUS OTHER FEATURES

There are often a number of variants of similar tripods and it is sometimes difficult to decide what constitutes a distinct model and what is too small a variation to warrant a separate entry, especially where industrial access is concerned. The rescue models tend to be more distinct as complete kits. *Mittelmann* for instance have 4 models but the *Mid* is simply a half height version of the *Uni* and the *Octopus* has fixed suction cup feet instead of either the regular round or swivelling feet. We've included the *Uni* with the *Mid* as a variant and the *Mini* with the *Octopus* as a variant. *Protekt* too have many variations on their models which you will need to explore yourself but we have included no less than 6 key models (and excluded their small wheeled model altogether!). The *Arachnipod* is a very complex system with numerous kit options for the tripod, quadpod and beam systems that we could not hope to list separately in this guide - there are 8 variations on the one tripod - so our prices give the most basic rescue model to the



most complex but even that can be augmented with more optional extras. Above is the previously discussed *Obelisk* head made of stainless steel and this one small detail could make a lot of difference to your purchase if you operate in a marine/sea cliff environment where regular steel and aluminium alloys will degrade unless kept scrupulously clean and dry.

Very few models provide numbering on their adjustment holes and yet we have always contested that this is an incredibly useful (and simple) feature to ensure correct assembly when you're in a rush, in the dark in poor weather conditions. Of course industry drives much of the AHD development and they don't care so much - it's an extra cost they don't need. *Lyon's Obelisk* for instance is available with number



*Protekt* in Poland took a slightly different (and bulkier) approach with their *Hexapod* which married a beam to a pair of tripods (hence the 6-legged name). This is a whopping piece of kit with excellent stability but it is at the expense of some of the beam span depending on the width of trench being negotiated because the third set of legs come in-board of the beam where a-frame legs are angled outwards.

for an additional charge. The *Arachnipod* remains the finest proponent of clear markings with numbers and letters on the top and bottom sections to really ensure there are no mix ups. Their standard feet above show just how clear their marking is, at least while the tripod is new. It's worth maintaining these markings with your own resin paint or marker. These feet also exhibit five features already covered -

- 1) a swivelling foot that is
- 2) detachable so that you swap in larger or more specialist feet.
- 3) A tactile/grippy base for smooth, hard surfaces.
- 4) A hole for driving in a ground stake and
- 5) a pointed or spiky end that can dig into softer ground.







Optimize twin tension systems with CMC's SQUID™ Rig Plate

CMCPRO.COM

**KONG ITALY**  
www.kong.it

**GRIZZLY**  
# 617400000K

**HIGH QUALITY RESCUE EQUIPMENT**

available in North America by  
**KONG USA**  
www.kongusa.com

Talking of feet, two or three models have suction cup feet intended to be used for tank and silo entry but only where you have a relatively clean, non-rusty surface.

On site industrial rescue teams may opt for these as their dedicated feet but broad-spectrum teams would be better suited to a modular foot. Nevertheless, in the right situations these suction cup feet are excellent providing the best traction you will get on a shiny surface. They are basically glass cups using a vacuum lever to suck the cup onto the surface. The *Mittelmann's Octopus* above also has scaffolding style tubes around the frame which we suppose you could jerry-rig to any round-tube frame but these are bespoke sizing and powder-coating. They provide securing for leg restraint (above the metal surface of the tank), extra handholds for entry/egress extra and can also assist in wedging the frame against other surfaces/walls adjacent the entry point. Mittelmann also sell some 'right angles' that secure on the inside of tripod legs (with the base of the angle flush to the ground) to give hole-entrants something to hold onto as they go in or exit.



*Protekt* and *Ferno* have steps attached to the leg to aid in rigging or tending the head once erected and similarly

*Ferno* also offer a universal hardware attachment plate for connecting pretty much

anything you can think of from hybrid descenders to clipping your bag of sandwiches clear of the ground.



**WINCHES**

Winches are an option on virtually all of these AHDs, either as a bespoke item where the manufacturer can supply a specific attachment to fit the type of tube or as an off-the shelf universal fitting. This can then have a hand winch attached to a leg to provide a smoother, mechanically

advantaged option for hauling and lowering. Costs increase considerably for any of these add-ons, the Harken hand winch on this *TerrAdaptor* for instance will set you back about \$\_\_\_\_\_ as a modular option. *Kong* are about the only one we've included as a variant to the basic *Cevedale* tripod because their *Rescue 1* and *Rescue 2* models have 1 and 2 winches respectively integrated into the leg. The basic tripod is \$2290 compared to \$9000 when a pair of *Ortles* Hand winches are included.



**IN THE FOLLOWING TABLES:.....**

**ORIGIN:** Is the parent company - an inset flat may indicate the manufacturer's country if different but we don't always know.

**COST:** Is for the most basic tripod configuration (not a monopod/bipod option). Some also have a price listed for a variant or the most expensive version or, in the case of *Aracnipod* TEMS, the best selling (3m) of their 3 most expensive versions. Prices are approximate, include VAT@20% &/or US State Sales Tax. We generally round up the cost. **£\$€ in orange is a currency conversion only.**

**MATERIALS- HEAD LEGS:** The head is the section that ties the legs together and provides the main attachment points. The true Tetrahedral frames typically don't have a 'head' instead just having load bearing eyes in the corners. Legs are all aluminium alloy but some of the 'alu' heads are cast rather than machined.

**TUBE PROFILE TELE-SECTIONS:** The cross section of material which will be either round tube, square or rectangular and the number of telescoping sections in each leg, usually 2 but some are 3 or even 1 which will not reduce further for transport.

**MARKED INCREMENTS:** The total number of length adjustments available on any given leg. Usually this will be some kind of independent pin that needs to be secured to the frame to prevent loss but some (like the heavy duty shoring struts) have an integrated sprung plunger or similar locking mechanism built into the leg. **MARKED=** =the holes are numbered/lettered-much better for coordinating construction.

**LAZY-LEG WINCH ADAPTER:** Whether the system includes a Lazy-Leg (usually longer) and/or an adapter to the head that accepts a Lazy-Leg because it needs to be able to rotate up and down to a shallower angle than the side legs. **WINCH ADAPTER** allows a winch to be connected to a leg.

**WEIGHT:** for the basic tripod/quadpod unless sold as a complete kit. Excludes additional accessories: leg restraints and pulleys etc, unless integrated into the structure of the tripod.

**PACK(S) DIMENSIONS:** The number of carry bags/packs required to transport the AHD and the dimensions of the largest pack. = bespoke bag(s) is an option not included in kit price.

**MIN / MAX WORKING HEIGHT:** The working height is the maximum clearance that you can expect beneath the main load connection point IT IS NOT the overall height of the AHD though there will no doubt be some in here that have supplied that info instead! The Minimum height is achieved by compressing the leg to it's minimum setting but will always be dictated by the length of the longest leg section.

**MAX FOOTPRINT:** The largest circular hole that the tripod or quadpod can span and remain functional. This can simply refer to the standard to which it adheres - NFPA= 70"/178cm & CE 78"/203cm - a lazy leg can increase the span width much more.

**TYPE of DEVICE:**

- **MONOPOD:** Single leg with load bearing head
- **BI-POD** Two-legged A-frame with load bearing head
- **TRIPOD:** Three legged frame with load bearing head
- **QUADPOD:** Four legged frame with load bearing head
- **BEAM:** Load-bearing gantry between two sets of legs.
- **TETRAPOD** Single or Double Tetrahedral frame
- **INDEPENDANT STRUTS:** Each leg=load-bearing/shoring strut

**MAXIMUM DEVICE LOAD:** As with the footprint, this figure can simply be the minimum required to meet a standard like 600lb in the US - they frequently hold much greater loads or quote a higher load for non-human weight. This max weight should be applied to the frame **only via the main load attachment point(s)**. This is akin to the Working Load Limit (NOT to the MBL/MBS) and will increase as height of AHD is decreased. NOT

# HEAVY DUTY LIFTING FRAMES

the max load that can be applied to the lateral (guy) eyes.  
**TYPE OF HEAD MONO BIPOD:** Whether the head is readily detachable or fixed/bolted or is a beam. BEAM or gantry is an alternative form of head. It is a beam that spans between two pairs of legs and enables a wider work width and/or the main hard point to be moved. They allow a moving but lockable 'trolley' to be used as the load's attachment point. **MONOPOD** or **GIN** head mounts to a single pole. Many in this list are already capable of operating as a **BIPOD** head.  
**CONNECTION:** is the type of load-bearing main attachment points at the head - for most this is a swivelling ring bolt to help negate unnecessary torque loads on your carabiner/connector but some have a fixed ring bolt, a shackle or in the case of the AZV a machined eye. The other commonest option is a drilled eye in a plate or multiple eyes in a rigging plate. The *TerrAdaptor* and *AZV*, have machined eyes with pins for

connecting any type of hardware, usually a pulley or a lowering device(see ad-right).  
**INTEGRATED PULLEYS:** pulley sheaves built into the structure of the AHD. Can also act as the main connection point carrying the load bearing rope(s) back to a separate anchor.  
**LATERAL/REAR (GUY) EYES:** On or near the head. Some are fully load bearing but their orientation or position restricts use to anchor/stay attachment to keep the AHD stable and resist the direction of load. If none are shown, use main eye(s).



**FOOT HINGES BALL-JOINT DETACHES:** The foot can swivel upwards for storage or to change from flat to spike etc. like this *Obelisk* foot. **BALL JOINT** enables 360° rotation and lateral movement of the leg.

**DETACHES** means it can be easily removed for change of foot type and/or storage  
**ANCHOR EYES SPIKE GRIP:** holes that allow spikes or ground stakes to be driven through.  
**SPIKE:**the foot is, or incorporates, a spike to dig into ground for a solid purchase (like this *Obelisk*).

**GRIP for hard surfaces:** May be a tactile/grippy surface like rubber or studs (like this *Obelisk*) or plastic/metal ribbing for purchase on hard surfaces. At least one model has suction cups

**SIDE RESTRAINT ANCHOR EYES:** These are eyes or eye bolts to, or through which you connect the leg restraints. **ANCHOR** = rated for load-bearing deviation pulleys or hardware

**LEG RESTRAINTS LEGS LOCK:** Rope, webbing or chains used to stop legs from spreading. ■=Legs are/can be locked in place.

**VERTICAL EDGE:** Can operate at, up to or slightly over a cliff or building edge. Properly guyed quadpods offer more stable option than a tripod unless it has a lazy leg.

**LUFFING:** The frame head can be manoeuvred over and beyond the edge (not just by guying)  
**HOLE/CON-SPACE:**Can be positioned over a

hole/well/entry for confined space entry/ vertical entry/rescue.  
**CONFINE:** NOT to be **CONFUSED** with **HOLE/CON-SPACE** (above) where the entry is *into* a confined space but the AHD could be the size of a double decker bus! Here we mean that the device can be taken into, and operated within, a confined space - usually only devices with legs that can retract to allow a frame of less than 4ft in height.  
**SHORING:** Tripods etc. constructed from fully-load bearing shoring struts that could, individually, hold up a house.  
**STANDARDS:** EN365=PPE against falls from height  
 EN1495=Mast climbing platforms  
 PD CEN/TS 16415= Personal Fall protection for max 2 persons.  
 EN795= PPE Anchor devices B= mobile, relates to all AHDs  
 EN1808 =Suspended access equipment

**PYTHAGORAS**  
 HARD TO SPELL - EASY TO RIG



**NOTES:** Images NOT to Scale  
 Accessories shown may be an optional extra.  
**COSTS:** £/\$€ shown in burnt orange are currency conversions only. Prices are approximate & include local tax/VAT  
**TYPES OF DEVICE:**  
 ■=MONOPOD ■ BI-POD  
 ■ TRIPOD ■ QUADPOD  
 ■ BEAM/GANTRY  
 ■ TETRAPOD  
 ■ INDEPENDANT STRUTS  
**USES:** ●●●●= OK BUT NOT IDEAL  
 □□□□=Available as an Option

MANUFACTURER		FERNO			FERNO			HOLMATRO		
MODEL VARIANT		Arachnipod Std Advantage			Arachnipod TEMS 2m 3/4m			Omnishore		
PRODUCT CODE		APOD-STD APOD-ADV			APOD-TEMS APOD-TEMS3/APOD-TEMS4			1x M10 1xP60 2xP60		
ORIGIN		USA AUS			USA AUS			NLD		
COST		Base model			Base model			Base model		
inc Tax/VAT		Variant or Top model			Variant or Top model			Variant or Top model		
TYPE OF DEVICE		■ ■ ■			■ ■ ■ ■ ■			■ ■ ■ ■ ■		
MATERIALS HEAD		Alu			Alu			Alu		
LEGS		Alu			Alu			Alu		
TUBE PROFILE TELE-SECTIONS		Rectangular 3			Rectangular 3			Round 2*		
MARKED INCREMENTS		■ 20x 10cm/4"			■ 20x 10cm/4"			- *finite over 2.4m		
LAZY LEG WINCH ADAPTER		■ □			■ □			■ -		
WEIGHT (BASIC TRIPOD)		27 26kg 70 72.2lb			>32kg >70lb			36.3-79.5 133.5 kg 80-175lb 293lb 11oz		
PACK(S) DIMENSIONS		■ 1 210cm 82.7"			■ 3 210-400cm 82.7- x 157.5"			□ 1-3		
MIN WORKING HEIGHT		170cm / 5ft 5"			170cm / 5ft 5"			*38-164-326cm / 1- 5-10ft 3-4-8"		
MAX WORKING HEIGHT		267cm / 8ft 9"			269cm / 8ft 10"			*56-267-523cm / 1-8-17ft 10-9-2"		
MAX FOOTPRINT		250cm / 8ft 3"			253-534*cm/ 11-17ft-5"			530cm / 17ft 0" (@60°)		
MAXIMUM DEVICE LOAD		220-400kg 484-880lb			175-400kg 385-880lb			2400kg 5291lb		
TYPE OF HEAD MONO BIPOD		Detachable □ ■			2x Detachable □ ■ + Beam*			Detachable ■ ■		
MAIN LOAD EYES		2 Ring Bolts			4 Ring Bolts + Sliding/locking Eye			7 Rig Plate Eyes		
INTEGRATED PULLEY(S)		1 (Dbl sheave- 1 wire, 1 rope)			2 (each=Dbl sheave- 1 wire, 1 rope)			1		
LATERAL (GUY) EYES		3 (on top of each leg)			3 or 4 (top of each leg)			8 (on tripod head)		
LEG STEP LEG EYE		□ □			□ □			- -		
HINGED BALL-JOINT DETACH		■ - ■			■ - ■			■ ■ ■		
ANCHOR HOLES SPIKE GRIP		■ ■ ■			■ ■ ■			■ - ■		
SIDE RESTRAINT ANCHOR EYES		■ -			■ -			■ ■		
LEG RESTRAINTS LEGS LOCK		Rope			Rope			Webbing with Ratchets		
VERTICAL EDGE LUFFING		■ ●			■ ●			■ ●		
HOLE CONFINE SHORING		■ ■			■ ■			■ ■ ■		
STANDARDS		EN795B, CEN/TS 16415/B			EN795B, CEN/TS 16415/A			Machinery Directive		
NOTES		Tripod can UPGRADE TO TEMS. Alpha-numeric increment labels. Option-Foot steps & anchor points for legs.			**2,3 or 4m Bridge options create the wider footprint. Option-Foot steps & anchor points for legs.			Tripod= Bipod + Monopod. * theoretical min height with smallest adj strut M10- *Max height using 2xP60 struts *Thread enables finite adjustment.		
WEBSITE		ferno.com.au			ferno.com.au			holmatro.com		

# KASK QUANTUM SERIES



\* QUANTUM  
PROTECTION  
PANELS

## PRESENTING THE UPDATED KASK QUANTUM SERIES




The KASK Series made to engage the extreme elements, with fire-resistant and fire-retardant materials. Made EN 1385 compliant with Quantum Protection Panels\*. Ready for wildland firefighting, technical, water, and mountain rescue. Where the unexpected, unknown, unpredictable call home. This is what KASK Quantum Series was made for.



Every KASK helmet is tested for Rotational Impact Performance.

# KASK




Performance is a beautiful thing.

<p><b>NOTES:</b> Images NOT to Scale Accessories shown may be an optional extra. <b>COSTS:</b> £/\$/€ shown in burnt orange are currency conversions only. Prices are approximate &amp; include local tax/VAT</p> <p><b>TYPES OF DEVICE:</b>  <span style="color: black;">■</span> = MONOPOD <span style="color: orange;">■</span> = BI-POD  <span style="color: red;">■</span> = TRIPOD <span style="color: green;">■</span> = QUADPOD  <span style="color: blue;">■</span> = BEAM/GANTRY  <span style="color: purple;">■</span> = TETRAPOD  <span style="color: pink;">■</span> = INDEPENDANT STRUTS</p> <p><b>USES:</b> ●●●● = OK BUT NOT IDEAL  <span style="border: 1px solid black; display: inline-block; width: 10px; height: 10px;"></span> <span style="border: 1px solid orange; display: inline-block; width: 10px; height: 10px;"></span> <span style="border: 1px solid green; display: inline-block; width: 10px; height: 10px;"></span> = Available as an Option</p>							
<b>MANUFACTURER</b>		<b>IRUDEK</b>		<b>JSP</b>		<b>KONG</b>	
<b>MODEL VARIANT</b> <small>PRODUCT CODE</small>		Trip4 10020960000.8		Confined Space Rescue Tripod FAR1003		Cevedale Rescue1 Rescue2 842020000KK 842010000KK 842000000KK	
<b>ORIGIN</b>							
<b>COST</b> Base model <small>inc Tax/VAT Variant or Top model</small>		£860 \$1085 €1003 - - -		£990 \$1400 €1300 - - -		£1730 \$2290 €1710 £8670 \$9000 €7160	
<b>TYPE of DEVICE</b>		■		■		■	
<b>MATERIALS</b> HEAD LEGS		Cast Alu Alu		Cast Alu Alu		- Alu	
<b>TUBE PROFILE TELE-SECTIONS</b>		Square 2		Rectangular 2		Round 2	
<b>MARKED INCREMENTS</b>		- 8/9 x 12/10cm/5/4"		- 2x 50cm/20"		- 3 6	
<b>LAZY LEG WINCH ADAPTER</b>		- <span style="border: 1px solid orange; display: inline-block; width: 10px; height: 10px;"></span> <span style="border: 1px solid blue; display: inline-block; width: 10px; height: 10px;"></span>		- <span style="border: 1px solid orange; display: inline-block; width: 10px; height: 10px;"></span>		- <span style="border: 1px solid orange; display: inline-block; width: 10px; height: 10px;"></span> <span style="border: 1px solid blue; display: inline-block; width: 10px; height: 10px;"></span>	
<b>WEIGHT (BASIC TRIPOD)</b>		12.1 23.6kg 26.6 52lb		13kg 28lb 10oz		14 20-25kg 30 44-55lb 13oz	
<b>PACK(S) DIMENSIONS</b>		■ 1		□ 1		■ 1 130 x 45 x 30cm 51.2 x 17.7 x 11.8"	
<b>MIN WORKING HEIGHT</b>		115 222cm / 3 7ft 9 3"		115cm / 3ft 9"		160165cm / 5ft 3 5"	
<b>MAX WORKING HEIGHT</b>		215 314cm / 7 10ft 0 3"		215cm / 7ft 0"		254cm / 8ft 3"	
<b>MAX FOOTPRINT</b>		150 245cm / 4 8ft 11 0"		150cm / 4ft 11"		180cm / 0ft 0"	
<b>MAXIMUM DEVICE LOAD</b>		200/500kg 440lb		500kg 1100lb		1223kg 2697lb	
<b>TYPE OF HEAD MONO BIPOD</b>		Fixed - -		Fixed - -		Fixed - -	
<b>MAIN LOAD EYES</b>		2 Ring Bolts		2 Ring Bolts		3 Ring Bolts	
<b>INTEGRATED PULLEY(S)</b>		1 2		1		0 (2 detachable supplied)	
<b>LATERAL (GUY) EYES</b>		0		0		3 (on tripod head)	
<b>LEG STEP LEG EYE</b>		- -		- -		- -	
<b>HINGED BALL-JOINT DETACH</b>		■ - -		■ - -		□ - □	
<b>ANCHOR HOLES SPIKE GRIP</b>		■ - ■		- - -		□ - □	
<b>SIDE RESTRAINT ANCHOR EYES</b>		■ -		■ -		■ □	
<b>LEG RESTRAINTS LEGS LOCK</b>		Webbing ■		Webbing with cams		Wire cable or Rope	
<b>VERTICAL EDGE LUFFING</b>		● -		● -		● -	
<b>HOLE CONFINE SHORING</b>		■ ● -		■ - -		■ ● -	
<b>STANDARDS</b>		EN795B ATEX II 2G Ex h II c T6		EN795B,		EN 795/B EN 1496/B CEN/TS 16415/A	
<b>NOTES</b>		Trip4 has two winch mounts on legs may also be intermediate sizes Trip 2 & 3				*Rescue versions Include 1 and/or 2 integrated rope winches. Kong also has a stand-alone monopods - STELVIO and 4D.	
<b>WEBSITE</b>		irudek.com		jspsafety.com		kong.it	

# HEAVY DUTY LIFTING FRAMES



KRATOS	KRATOS	LYON/SPELEAN	PARATECH
<b>Tripod</b> FA6000100 FA6000200	<b>Quadpod</b> FA6010400	<b>Larkin Frame</b>	<b>Strut Tripod</b>
£550 \$750 €650 £650 \$900 €750	£900 \$1065 €985	£5820 \$7300 €6790	*head-kit: £3400 \$4300 €4100 *1x 55" strut £1334 \$1700 €1600
Alu Alu	Alu Alu	Cast Alu Alu	Cast Alu Alu
Square 2	Square 2	Round 1	Round 1,2 or 3
- 6	- 6	Not applicable	-
-	-	- -	-
14.3 22.35kg 31lb 8oz	15.6kg 34lb 6oz	40kg 88lb 3oz	28.6* + 5.8-16.2kg (for 19-55" strut) 63* + 12.7-35.7lb (for 19-55" strut)
		1 202 x 24 x 30cm 80 x 9.5 x 11.8"	1-3
115 190cm / 3 6ft 9 2"	121cm / 4ft	120cm / 4ft	*94cm / 3ft 1"
215 290cm / 7 10ft	320cm / 10ft 6"	250cm / 8ft 2"	330cm / 11ft
162 205cm / 5 6ft 3 8"	175cm / 5ft 9"	120cm / 4ft	2.7m / 9ft
500kg 1100lb	500kg 1100lb	400kg 880lb	2358.7kg 5200lb
Fixed - -	Fixed - -	Detachable -	Detachable  -
2 Ring Bolts	1 Ring Bolt	2 Machined Eyes	1 Ring Bolt
2	2	0	0
6 or 8 (2 on each mid-leg & head)	6 or 8 (2 on each mid-leg & head)	0	3
		- -	- -
- -	- -	-	-
- -	- -		-
-	-		
Webbing	Webbing		Chain -
-	-		*
-	-	-	
EN795:2012 B, ATEX 2014/34/UE, Machinery Directive, EN 1808	EN795:2012 B, ATEX 2014/34/UE, Machinery Directive, EN 1808	EN795B, CEN/TS 16415/A	
		Can be used as full or half sized. *because it can be used as a half sized frame	*minimum practical height but could use a 6" strut and be a foot high! *Not designed to be used off-centre. *Kit contains head, 3xbases, chain & case
kratossafety.com	kratossafety.com	lyonequipment.com	paratech.com

<p><b>NOTES:</b> Images NOT to Scale Accessories shown may be an optional extra. <b>COSTS:</b> £/\$/€ shown in burnt orange are currency conversions only. Prices are approximate &amp; include local tax/VAT <b>TYPES OF DEVICE:</b> ■=MONOPOD ■ BI-POD ■ TRIPOD ■ QUADPOD ■ BEAM/GANTRY ■ TETRAPOD ■ INDEPENDANT STRUTS <b>USES:</b> ●●●●= OK BUT NOT IDEAL □□□□=Available as an Option</p>										
MANUFACTURER		PROTEKT			PROTEKT			PROTEKT		
MODEL VARIANT PRODUCT CODE		TM15 TM15-G AT017 AT017G			TM15 Mini AT017 MINI			TM16 Compact TM16000		
ORIGIN		[Red Flag]			[Red Flag]			[Red Flag]		
COST Base model inc Tax/VAT Variant or Top model		n/a £645 \$820 €754			£700 \$865 €792 - - -			£1545 \$1960 €1805 - - -		
TYPE of DEVICE		■			■			■		
MATERIALS HEAD LEGS		Alu Alu			Alu Alu			Alu Alu		
TUBE PROFILE TELE-SECTIONS		Round 2			Round 3			Round 2		
MARKED INCREMENTS		- 6x			- 10x			- 10x & 14x		
LAZY LEG WINCH ADAPTER		- □			- □			■ □		
WEIGHT (BASIC TRIPOD)		28.7kg 63lb			19kg 41lb 13oz			16.5kg 36.4lb		
PACK(S) DIMENSIONS		□ 1 226 x 33 x 29cm 89 x 13x 11.4"			□ 1 133 x 33 x 29cm 52.4 x 13 x 11.4"			□ 1 117 x 33 x 29cm		
MIN WORKING HEIGHT		197cm / 6ft 5"			111cm / 0ft 0"			106cm / 0ft 0"		
MAX WORKING HEIGHT		313cm / 10ft 3"			227cm / 0ft 0"			166cm / 0ft 0"		
MAX FOOTPRINT		174cm / 50ft 8"			109cm / 0ft 0""			284cm / 0ft 0"		
MAXIMUM DEVICE LOAD		1000kg 2200lb			1000kg 2200lb			500kg 1100lb		
TYPE OF HEAD MONO BIPOD		Fixed - -			Fixed - -			Fixed - -		
MAIN LOAD EYES		3			3 Plate Eyes			3 Plate Eyes		
INTEGRATED PULLEY(S)		3			3			3		
LATERAL (GUY) EYES		3*			3*			3*		
LEG STEP LEG EYE		□ □			□ □			□ □		
HINGED BALL-JOINT DETACH		■ - -			■ - -			■ - ■		
ANCHOR HOLES SPIKE GRIP		- ■ ■			- ■ ■			- - ■ (suction cups)		
SIDE RESTRAINT ANCHOR EYES		■ -			■			■		
LEG RESTRAINTS LEGS LOCK		Chain -			- ■			Chain -		
VERTICAL EDGE LUFFING		● -			● -			■ -		
HOLE CONFINE SHORING		■ - -			■ ■ -			■ ■ -		
STANDARDS		EN795B, CEN/TS 16415/A			EN795B, CEN/TS 16415/A			EN795B, CEN/TS 16415/B		
NOTES		Comes with detachable footholds on legs. G=most basic version, no anodizing or foot-step plates etc.			*+3 Pulley Roller Guides that can also function as stay eyes.			Intended for tank work/rescue - suction cup feet can be replaced with conventional foot		
WEBSITE		protekt.pl			protekt.pl			protekt.pl		



# HEAVY DUTY LIFTING FRAMES



PROTEKT		PROTEKT		PROTEKT	
TM9-N TM9-N		TM14ZSE TM14/TM7 AT016		TM12- Hexapod TM12	
£455	\$575 €528	£675/385	\$860/490 €790/450	£820	\$1040 €955
- - -		£1310	\$1665 €1530	- - -	
■		■ ■		■ ■	
Steel		Steel		Steel heads/Alu beam	
Alu		Alu		Alu	
Rectangular 2		Rectangular 2		Rectangular 2	
- 5x		- 7x		- 5x	
- □		- □		- □	
15.45kg		65kg		86kg	
52.3lb		143lb		190lb	
□ 1 176 x 26 x 23cm		□ 1 228 x 32 x 30cm		□ 3 251-280 x 36 x 31cm	
180cm / 5ft 10"		179cm / 5ft 11"		139cm / 0ft 0"	
209cm / 6ft 10"		289cm / 9ft 5"		221cm / 0ft 0"	
149cm / 4ft 10"		271cm / 8ft 10"		223 x 983cm / 0ft 0"	
500kg		500kg		1000kg	
1100lb		1100lb		2200lb	
Fixed - -		Detachable - ■		2xFixed + Beam - -	
3 Plate Eyes		2 Plate Eyes		2 Ring Bolts + 1 Moveable Eye	
3		1		0	
3*		Vehicle anchor Plate		3*	
- -		- -		- -	
■ - -		■ - -		■ - -	
■ - ■		■ - -		■ - ■	
■		-		■	
Chain -		- ■		Chain -	
● -		■ ■		● -	
■ - -		■ - -		■ - -	
CEN/TS 16415/B		EN795B&E, CEN/TS 16415/B&E, EN 1496B		CEN/TS 16415/B	
		ZSE is a modification of basic TM14 tripod. TM7 is the same but cannot be ZSE configured		Central beam=2.8m wide	
protekt.pl		protekt.pl		protekt.pl	

**NOTES:** Images NOT to Scale  
Accessories shown may be an optional extra.

**COSTS:** £/\$€ shown in burnt orange are currency conversions only. Prices are approximate & include local tax/VAT

**TYPES OF DEVICE:**

■=MONOPOD ■ BI-POD

■ TRIPOD ■ QUADPOD

■ BEAM/GANTRY

■ TETRAPOD

■ INDEPENDANT STRUTS

USES: ●●●●= OK BUT NOT IDEAL

□□□□=Available as an Option



MANUFACTURER		RES-Q-JACK	RES-Q-JACK	SAR PRODUCTS
MODEL VARIANT PRODUCT CODE		SteelX/RJ3 Tripod	Super X	Multipod QU005
ORIGIN				
COST Base model inc Tax/VAT Variant or Top model		£6300 \$5279 €7558 - - - *	£1730 \$2165 €2023 - - -	n/a* - - -
STRUCTURE	TYPE of DEVICE	■ ■ ■ ■	■	■ ■ ■
	MATERIALS HEAD LEGS	Alu Alu	Stainless Steel Alu	Stainless Steel Alu
	TUBE PROFILE TELE-SECTIONS	Round 2	Square 2	Square 2
	MARKED INCREMENTS	- 6x 14cm/5.5"	- 10x 10cm/4"	- 10x 10cm/4"
	LAZY LEG WINCH ADAPTER	■ -	- □	- □
SPECIFICATIONS	WEIGHT (BASIC TRIPOD)	33kg 72lb	13.2kg 29lb	17.5kg 38lb 8oz
	PACK(S) DIMENSIONS	□ 4-6	□ 1	■ 1 120 x 17cm 47 x 7" or □ 2 bags
	MIN WORKING HEIGHT	270cm / 9ft	150cm / 5ft	150cm / 5ft
	MAX WORKING HEIGHT	370cm / 12ft	200cm / 6ft 7"	200cm / 6ft 7"
MAX FOOTPRINT	1.4-2.25m / 4ft 7" - 7ft 5"	125cm / 4ft 1"	125 x 175cm / 4ft-5ft 9"	
HEAD	MAXIMUM DEVICE LOAD	272kg 600lb	300kg 660lb	300kg 660lb
	TYPE OF HEAD MONO BIPOD	Detachable □ ■	Fixed - -	Removable Beam - -
	MAIN LOAD EYES	1 machined eye + 3 hardware pins	1 Ring Bolt	2 Shackles + 2 moveable Ring Bolts
	INTEGRATED PULLEY(S)	Option for 4 pinned sheaves	0	0
	LATERAL (GUY) EYES	6 (+optional lash-points)	-	4
FEET	LEG STEP LEG EYE	- □	- -	- -
	HINGED BALL-JOINT DETACH	■ - ■	■ - -	■ - -
	ANCHOR HOLES SPIKE GRIP	■ ■ ■	■ -	■ -
	SIDE RESTRAINT ANCHOR EYES	■ ■	■ ■	■ ■
LEG RESTRAINTS LEGS LOCK	Webbing& Rope -	Webbing with cam -	Webbing with cam -	
USES	VERTICAL EDGE LUFFING	■ ●	■ -	■ -
	HOLE CONFINE SHORING	■ □*	■ ■	■ ■
STANDARDS		NFPA, EN795B, CEN/TS 16415/B	EN795B, CEN/TS 16415/B	EN795B, CEN/TS 16415/B
NOTES		*All components can be purchased separately inc. AZORP rig-head shown (blue) -not in kit. *slight increase in some later models		55cm beam * but check out the fixed head Quadprod price as a guide.
WEBSITE		resqjack.com	resqjack.com	sar-products.com

# rock

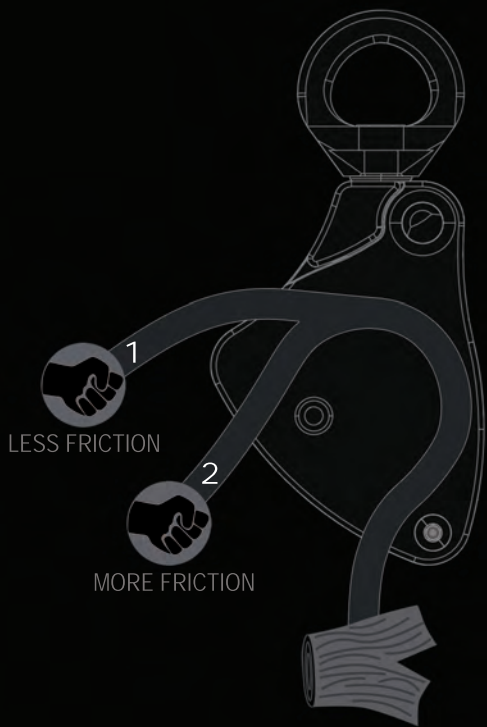
*Cut  
it*

# exotica

The **DownRigger** is an aerial friction device used for lowering limbs quickly and efficiently. With its light weight and compact size, it can be connected and operated overhead, or at the base of the rigging system. Features two rope paths to adjust friction.

*& Run it*

*DownRigger*



EQUIPMENT FOR THE WORKING PROFESSIONAL  
made in usa - [www.rockexotica.com](http://www.rockexotica.com)



DESIGNED & MANUFACTURED

# TRUSTED SAFETY FOR RESCUE

SKYLOTEC's rescue solutions empower responders with efficient, low-effort access in critical situations. The RCX Power Ascender revolutionizes vertical access, providing rapid, safe ascent capabilities even in the toughest environments. Designed for seamless integration in rescue scenarios, our equipment ensures that responders reach those in need with speed and reliability. Trust SKYLOTEC for advanced, easy-access solutions that save time – and lives.

[skylotec.com](https://www.skylotec.com)



RCX POWER ASCENDER



RDD-KIT



MILAN 2.0 POWER



ultraBASKET STRETCHER SMALL



 **SKYLOTEC**

# MINI HAULING KITS <2.5kg/5lb

Useful for everything from raising a casualty out of a hole to correcting the angle of lean on a tree to adjusting a stretcher from horizontal to vertical, we used to call these *Casualty Pulley Systems* or *CPS*, a term we've used since the early 1980's, but we don't lay claim to it or to the concept - that was primarily down to Dave Allport, then of *Troll Safety Equipment* in the UK. He came up with a combination of tiny yachting pulleys, a hand ascender and small diameter cord that gave you a mini package you could stow on your harness and upon reaching a rope-stranded casualty you could clip on and raise or de-weight their system sufficient to perform a pick-off rescue. Dave may have been more ornery than Yosemite Sam but back then he was often ahead of the game and we bought the first CPS model and swore by it for years. Testament to its longevity is that the *Troll* offspring, *SAR Products* sells a virtually unchanged product (pic far right) as did *Troll's* latter day owners *Miller/Dalloz* (now *Honeywell Miller*) which we haven't included because none of the components are theirs and their website is even harder to get any sense from than *3M's*!

We messed about with the *CPS* through the 80s and 90s - made it smaller by replacing the *Kong Cam Clean* ascender with a *Wild Country Ropeman* - one of those tiny cam-only ascenders, we made it longer using miles of cord or whatever we could squeeze in and still attach to our harness, and eventually swapped out the nylon sheave yachting pulleys for the smallest triple and double alloy pulleys available at that time - I think it was *SRTe* (became *3M/DB Sala* but discontinued along with most of *SRTe's* excellent range). The reason

we swapped them was of course because we'd started using it for more and more tasks and eventually overloaded the nylon sheaves, warping them. Heavier duty pulleys were no bad thing but until the turn of this century, they lacked the integral progress capture of those original yachting pulleys with their simple 'V' notch into which you jam the cord. *CAMP's Oyssa* represents the latest in yacht pulleys in stark contrast to their reinventing of the traditional ratchet-strap with the *GRAVITY* (right). They've taken the bold step of having a self-contained kit using a steel ratchet to provide up to 73cm of lift on a 3to4:1 ratchet cam- simple, strong and cheap. Meanwhile, *Harken* have arrived on the scene as reputed producers of high quality yacht pulleys and winches with their access-specific *Wingman* (above-left) with alloy sheaves and swivels. *SRTe's* original *MiniHaul* miniaturized a 'WallHauler' style integral cam but it was still pretty bulky. *ISC* and *Mammut* went one better with custom-designed mini integral cams while the *Bluewater/SMC* model and the iconic *Aztek* (ad opposite) took a simpler approach and use a prusik cord for progress capture but this can increase drag during hauling. For a while *DMM* had the very slick *RPM* which featured modular sheaves that you can swap from single to doubles but they were too slick for the market which wasn't prepared to pay for it. This Guide considers only the smaller pulley systems less than 5lb/2.5kg and generally a

2m/6'7" deployed length. There will therefore be a fine line between some full size rescue pulley systems with short rope lengths like the *SMC HX* and larger 'mini' systems with extra rope like the *Stein* kit. *Protekt* has 2 kits but neither can be described as 'mini'. We will add larger 'team' kits in a later guide but on the whole, these 'mini' kits should be easily hung off your harness. You should **always have some form of redundant safety when hauling.**

The smallest cord/rope diameter will invariably be the smallest and lightest kits but *Edelrid's KAA* (left) is so far unique in using 25mm/1" webbing instead of cord enabling use of a broad cam as a PCD and an innovative lowering handle. Those with an add-on cam, like the *SAR-Products* (right), rather than an integrated-cam, can reduce the package weight by fitting a smaller cam or prusik. Even with 4mm cord, a mini pulley system has far more uses than just the originally envisaged rescue pick-off aid. It can be used for self-rescue, tension zip lines, take temporary load for repositioning of anchors, shift heavy weights, provide adjustable guys for shelters or aials etc. and in storm work can help stabilise or counter the lean of a branch or tree although this will cross over into full size pulley systems so you would need to know your limits. *Skylootec/ Climbing Technology* quote the efficiency of their *Lifty 6* as 79% while *Petzl* and *Edelrid* quote 91% for the *Jag* and *KAA*. That has a lot to do with the quality of the bushings or bearing and of the sheaves. Generally speaking, alloy sheaves on stainless bearings will be the most efficient but they will also be the heaviest and most expensive relative to size. If you want the smallest lightest system you'll need something like the *SAR Products CPS* with cord and nylon marine pulleys (the original diminutive *Mammut Rescyou* has been discontinued following a recall). If you want ultra-heavy duty you'll want something like the *CT Lifty* (if *Skylootec* keep it in their range), the *Aztek* system in any of its various guises or perhaps *CAMPS* webbing & ratchet cam *GRAVITY*. If you want compact, special purpose systems it will probably be the *Edelrid KAA* or *ISC Haulerbiner* and for perhaps the best compact all-rounder, the *Petzl Jag* with full strength alloy sheaves.

With the exception of *SAR Products* which is included in this Guide because Dave Allport effectively re-invented mini-hoists for rescue, everyone else is here because they manufacture at least one or more components. In the case of *PMI* and *Bluewater*, they make the rope but not the hardware so you could presumably put these together yourselves from components. Nevertheless, these are all top-end manufacturers who you can trust to produce a kit with all the necessary individual certification and quality as a package. This means you don't need to write your own risk assessments or list components that are 'fit-for-purpose' because they will underwrite the whole kit. No specific standards for these but where CE is listed it will be because EN358 covers PPE as a work positioning/restraint device or there's the European Machinery Directive for non-human lifting. NB: The retracted length often includes the carabiners/maillons. The 2m *Petzl Jag* for instance is 34cm but without carabiners is only 20cm.



**rockexotica**  
GEAR FOR THE Z AXIS

# AZTEK | SYSTEM

- Switches from a simple 4:1 (with a change of direction) to a simple 5:1.
- Color-coded asymmetrical prusiks are rope friendly and can be released under light tension.
- Use AZTEK for pick off, load release hitch, high-directional guylines, litter attendant tether, litter scoop, edge restraint and much more.
- AZTEK System length ranges from just 9" to over 13'.
- Features high-efficiency ball bearings and machined aluminum parts.

COLOR CODED



EDGE RESTRAINT



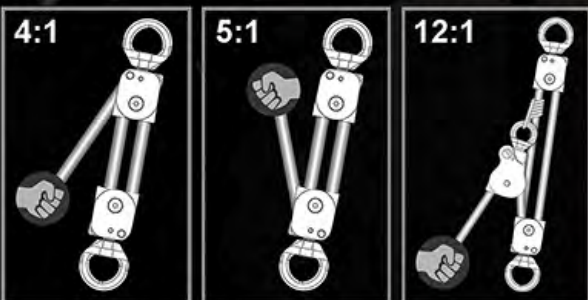
LOW TENSION RELEASE



50' CORD LENGTH



SWIVEL CONNECTION



The AZTEK kit can be configured as a 4:1, 5:1 or 12:1 with the use of an additional pulley.

MIN LENGTH  
9" (22.8cm)

< WIDE RANGE OF OPERATION >

MAX LENGTH  
13' (4m)

AZTEK Kit includes:  
AZTEK PULLEYS  
6mm PRUSIKS (2)  
50' 8mm STATIC CORD  
44" 6mm PURCELL PRUSIK CORD  
PRO OR STANDARD BAG

EDGE RESTRAINT



**Images NOT to Scale**  
**COST:** INC local taxes/VAT .  
**£\$€** shown in burnt orange are currency conversions only & do not inc shipping, import duty or tax  
**KIT:** CE = Captive Eye, PC = Progress Capture  
**WWL** Working Load Limit.  
 Safety ratios vary from 5:1 to 15:1 so MBS not quoted so much, instead....**BREAK LOAD** is an approximate failure load NOT a 'minimum' due to multiple components  
**INTENDED MA=** most pulley systems can be flipped to pull upwards so a 3:1 can become a 4:1 etc. but integrated cam locations can make this impractical.



<b>MANUFACTURER</b>	<b>3M/DB SALA</b>	<b>BLUEWATER</b>	<b>CAMP</b>	<b>CAMP</b>	<b>CMC</b>	<b>EDELRID</b>	<b>I</b>
<b>MODEL VARIANT</b> PRODUCT CODE	Rollglis Micro-Haul 8701...	Mini Haul ?	Oyssa ?	Gravity Rescue Ratchet 3122	Aztek Pro Series 500104	CAA 881320800170	4: Syst
<b>ORIGIN</b>							
<b>COST</b> (for min size option)	£720 \$900 €823	£200 \$247 €227	£190 \$230 €215	£54 \$70 €55	£390 \$489 €447	£200 \$250 €220	-
<b>WEIGHT</b> (for min size option)	2.2kg 4.8lb	1.1kg 2.35lb	370g 13.1oz	720g 1lb 9oz	2.3kg 5lb	500g 5lb	
<b>MAX LOAD- SWL MBS</b>	300kg 8kN 661lb 1798lbf	-kg 13.3kN -lb 2990lbf	120kg 7kN 264lb 1574lbf	120kg 22kN 264lb 1574lbf	800kg 36kN 1760lb 8093lbf	600kg 22kN 1323lb 4947lbf	2 44
<b>DEPLOYED LENGTH</b> options	2m 6'7"	8m 27"	1m 3.28'	1.1m 3'7"	3.5m 12'	0.8/1.5/4m 3'3"/4'9"/15'9"	
<b>POUCH/RETRACTED SIZE</b>	36 x 16cm 14 x 7"	23 x 13 x 13cm 9 x 5 x 5"	14 x 10 x 7cm 5.5 x 4 x 2.75"	37cm 14.6"	24 x 15 x 10cm 9.5 x 6 x 4"	20 x 7.6 x 7.5cm 8 x 3 x 3"	
<b>ROPE/CORD LENGTH/ Ø</b>	14m/46' 8mm 5/16"	35m/115' 8mm 5/16"	7.6m/25' 4mm <3/16"	1.1m/3'7" 33mm Plystr Web 1.3"	15m/50' 8mm 5/16"	4m/13' 25mm webbing 1"webbing	
<b>SHEAVE (WHEEL) Ø</b>	Alu 3x 0mm 3x 0"	Alu 2x 30mm 2x 1.2"	Nylon 3x 20mm 3x 0.8"	none (Steel ratchet)	Alu 2x 28mm 2x 1.1"	Nylon 2x 26mm 2x 1.1"	2x 2x
<b>STORAGE/ DEPLOYMENT BAG</b>				none			
<b>FIXED SWIVEL CHEEKS</b>	■	■	■	none	■		
<b>PC CAM PRUSIK</b>	■	■	■	none	■		
<b>BUSHING BEARING PIN</b>	■	■		none	■		
<b>MA EFFICIENCY</b>	6:1	4:1	6:1	>3:1<5:1	4:1 5:1 80%	4:1 5:1 91%	
<b>STANDARDS</b>	CE NFPA			CE EAC		CE	
<b>INCLUDED ITEMS</b>	<b>DISCONTINUED</b> Various rope connection hardware options	1x 6mm Maillon, 2x double pulleys 2x auto carabiners 1x sewn prusik Pouch	2x triple pulleys with integrated cleat, 2x 4mm Maillons, 7.6m cord, pouch	73cm of lift using a ratchet cam giving between 3:1 and 5:1 of advantage - greater with less web wound on.	2x swivel pulleys, 2x sewn prusiks, 15m/50ft CMC Aztek cord, pouch	webbing, Mesh, Pouch, Top assembly with handle, Bottom assembly	443 D
<b>NOTES</b>							
<b>WEBSITE</b>	capitalsafety.com	bluewaterropes.com	camp.it	camp.it	cmcrecue.com	edelrid.com	h



							
<b>HARKEN</b>	<b>HARKEN</b>	<b>HEIGHTEC</b>	<b>HEIGHTEC</b>	<b>ISC</b>	<b>KONG</b>	<b>KONG</b>	<b>KONG</b>
1 Purchase em IN2624/6M	Wingman IN404	Hexan UP15	Vantage P10	HaulerBiner HB165.2	Maxi-Hoist#4 20800	Mini-Hoist#7 208001	Hop (Hoist#5) 20820
							
£410 -*	£570 \$525 €580	£232 \$291 €267	£214 \$268 €245	£204 \$320 €0	£312 \$494 €272	£288 \$328 €243	£342 \$430 €392
2.3kg 5lb	2kg 4.4lb	700g 1lb 9oz	750g 1lb 11oz	650g 1lb 7oz	1820g 4lb	680g 1.5lb	1.22kg 2lb 11oz
100kg 10kN 5lb 2248lbf	300kg 45kN 675lb 10115lbf	150kg 25kN 337lb 5620lbf	140kg 14kN 308 3147lbf	140kg 16kN 308 3500lbf	140kg -kN 310lb -lbf	300kg 5.9kN 661lb 1322lbf	140kg 4kN 310lb 899lbf
2m 6'7"	3.5m 12'	2m 6'7"	1/1.5/2/5m 3'3"/4'9"/6'7"/16'3"	1.05/1.65/3m 3'5"/5'4"/9'10"	4m 13'	1.15m 3.9'	1/2m 3.28'/6'7"
35cm 13.75"	20.3" 38x33cm 8" 15x13"	n/a	n/a	32cm 11.8"	55cm 21.6"	30cm 11.8"	32/34cm 11.8/13.4"
15m/50' 8mm 5/16"	15m/50' 8mm 5/16"	15m/50' 5mm 3/16"	4m/13' 8mm 5/16"	15m/50' 6mm 1/4"	15m/50' 10mm 25/64"	6.5m/21' 5mm 3/16"	15m/50' 10mm 25/64"
Delrin 57/35mm 2.25/1.4"	Alu 2x 46/33mm 2x 1.8/1.3"	Nylon 2x 20mm 2x 0.8"	Alu 2x n/a 2x n/a	Nylon 3x 20mm 3x 0.8"	Alu 2x 35mm 2x 1.38"	Nylon 2x 34mm 2x 1.34"	Alu 40.5 & 35mm 1.6 & 1.38"
none			none		none	none	
■	■	■	■	■	■	■	■
■	■	■	■	■	■	■	■
■	■	■	■	■	■	■	■
4:1 5:1	4:1 5:1	6:1	4:1 5:1	6:1 7:1	4:1 5:1	6:1 7:1	4:1 5:1
CE	NFPA CE UKCA	CE	CE UKCA	CE	CE	-	CE
*USA-ONLY RPS Discontinued		2x Alloy S/g carabiners 1x Triple nylon pulley 1x Triple sheave/ cleat Pouch	Cut resistant sheath. cord,	Also rebadged by STERLING ROPE as Mi- ni-Hauler and Raise&Res- cue Elite kit. Cord, 2x Triple pulley-carabi- ners, mesh, pouch	Rope 2x Twin Evo dbl Pulleys, 1x Cam, 2 carabiners, 1x maillon	Cord 1 dbl pulley, 1xtriple pulley with cam, 2x carabiners	Rope 1x Turbo Roll pulley 1x Futura MiniBlock 1x Mini Twin Evo dbl pulley 2x Maillons
harken.com	harken.com	heightec.com	heightec.com	iscwales.com	kong.it	kong.it	kong.it

**Images NOT to Scale**

**COST:** INC local taxes/VAT .  
**£€€ shown in burnt orange** are currency conversions only & do not inc shipping, import duty or tax  
**KIT:** CE = Captive Eye, PC = Progress Capture  
**WWL** Working Load Limit.  
 Safety ratios vary from 5:1 to 15:1 so MBS not quoted so much, instead....**BREAK LOAD** is an approximate failure load NOT a 'minimum' due to multiple components  
**INTENDED MA=** most pulley systems can be flipped to pull upwards so a 3:1 can become a 4:1 etc. but integrated cam locations can make this impractical.



MANUFACTURER	LYON EQUIPMENT	PETZL	PMI/SMC	PMI/SMC	ROCK EXOTICA	SAR PRODUCTS	PR
MODEL VARIANT PRODUCT CODE	Cas. Pick-Off Hoist LCH	Jag P044AA..00..01..02	Adv-Tech Haul System KT36158	Jr Haul System KT36128	Aztek Pro P41	Casualty Pulley System P0001	Res Sy
ORIGIN							
COST (for min size option)	£319 \$417 €380	£232 \$370 €230	£581 \$721 €696	£281 \$348 €336	£541 \$440 €590	£252 \$330 €301	
WEIGHT (for min size option)	450g 1lb	610g 1lb 5.5oz	1.43kg 3lb 2.4oz	840g 1lb 14oz	2.3kg 5lb	866g 1lb 15oz	
MAX LOAD- SWL MBS	150kg 9kN 330lb 2023lbf	600kg 16kN 1323lb 3597lbf	- 34kN - 7643lbf	- 34kN - 7643lbf	800kg 36kN 1760lb 8093lbf	150kg 9kN 330lb 2023lbf	1 33
DEPLOYED LENGTH options	1.3m 4.2'	1/2/5m 3'3"/6'7"/16'3"	2m 6'7"	2m 6'7"	4m 13'	2m 6'7"	
POUCH/RETRACTED SIZE	21cm 8.25"	34 cm 12.5"	36 x 16cm 14 x 7"	30 x 16cm 12 x 7"	24cm 9.52"	20 x 16 x 7cm 8 x 6.25 x 7.25"	4 15
ROPE/CORD LENGTH/ Ø	9m/30' 4mm <3/16"	7.5m/25' 8mm 5/16"	10m/33' 9mm 3/8"	10m/33' 7mm 7/32"	15m/50' 8mm 5/16"	15m/50' 6mm 1/4"	3
SHEAVE (WHEEL) Ø	Nylon 2x 20mm 2x 0.8"	Alu 2x 25mm 2x 1"	Alu 2x 35mm 2x 1.37"	Alu 2x 35mm 2x 1.37"	Alu 2x 28mm 2x 1.1"	Nylon 2x 20mm 2x 0.8"	2
STORAGE/ DEPLOYMENT BAG							
FIXED SWIVEL CHEEKS	■	■	■	■	■	■	
PC CAM PRUSIK	■	■	■	■	■	■	
BUSHING BEARING PIN	■	■	■	■	■	■	
MA EFFICIENCY	6:1	4:1 5:1	4:1 5:1	4:1 5:1	4:1 5:1 80%	6:1	
STANDARDS	CE	CE UKCA EAC	BERRY	BERRY	CE		
INCLUDED ITEMS	<b>DISCONTINUED</b> Ascender, cord, 2x snap carbine hooks, 2x triple pulleys, integrated pouch	91% Efficiency Jag Traxion PC pulley, dbl pulley, 2 x Auto Carabiners mesh cover Integrated pouch Also full size rescue kits	HX PC pulley, Dbl pulley, 5mm Maillon 2x carabiners, 3m release cord, pouch. Can use 7-12mm rope	2 SMC JRB dbl pulleys, 2x carabiners, Prusik hitch Maillon, 2m 5mm cord Pouch	2x Omni pulleys, 2x prusiks, AZTEK cord, 6mm travel restraint, Bag,	Ascender, cord, 2x maillons, 2x triple pulleys pouch, carabiner	1x 1x 2x
NOTES							
WEBSITE	lyon.co.uk	petzl.com	pmirope.com	pmirope.com	rockexotica.com	sarproducts.com	sarp

							
<b>SAR PRODUCTS</b>	<b>SKYLOTEC</b>	<b>SKYLOTEC</b>	<b>SKYLOTEC</b>	<b>SKYLOTEC</b>	<b>STEIN</b>	<b>STERLING ROPE</b>	<b>STERLING ROPE</b>
Rescue Pulley System P0002	Mini Haul System SET-337-23	CT Up-You-Go H251 & 2K117	CT Lifty 2K114	CT Lifty 6 2K115	5:1 Hauler Kit SS-8160110020	Pocket Hauler Kit KTHPAULERB	Aztek Elite Arbor KTAZTEKA
							
n/a	£588 \$600 €547	£237 \$296 €252	£335 \$366 €325	£365 \$386 €355	£270 \$440 €310	£319 \$390 €359	£526 \$650 €630
2kg 4lb 6oz	950g 2lb 1oz	850g 1lb 15oz	1.72kg 3lb 12oz	2.3kg 5lb	3kg 6lb 10oz	1.54kg 3lb 6oz	1.72kg 3lb 13oz
50kg 9kN 10lb 2023lbf	400kg 18kN 880lb 4046lbf	400kg 18kN 880lb 4046lbf	160kg 16.3kN 352lb 3664lbf	240kg 24.5kN 528lb 5507lbf	240kg 22.5kN 528lb 5507lbf	0 22kN 0 5058lbf	800kg 36kN 1760lb 8093lbf
10m 33'	4m 13'	1/2 / 5m 3'3" / 6'7" / 16'3"	2/5m 6'7" / 16'3"	2m 6'7"	2m 6'7"	2m 6'7"	2m 6'7"
10 x 20cm 5.75 x 8"	35cm 13.7"	34cm 12.5"	24 x 26 x 12cm 9.5 x 10 x 4.7"	24 x 26 x 12cm 9.5 x 10 x 4.7"	38cm 15"	14 x 23 x 2.7cm 5.5 x 9x5"	24cm 9.52"
10m/100' 8mm 5/16"	23m/75' 8mm 5/16"	10m/33' 8mm 5/16"	10m/33' 9.5mm 3/8"	15m/50' 9.5mm 3/8"	25m/82' 12mm <1/2"	15m/50' 8mm 5/16"	15m/50' 8mm 5/16"
Nylon 2x 51mm 2x 2"	Nylon 2x 22mm 2x 0.9"	Alu 2x 25mm 2x 1"	Alu 2x 39mm 2x 1.5"	Alu 3x 39mm 3x 1.5"	Alu 2x 50mm 3x 2"	Alu 2x 28mm 2x 1.1"	Alu 2x 28mm 2x 1.1"
							
■	■	■	■	■	■	■	■
■	■	■	■	■	■	■	■
■	■	■	■	■	■	■	■
3:1 4:1	6:1	4:1 5:1 80%	4:1 86%	6:1	4:1 5:1	4:1 5:1	4:1 5:1 80%
	CE	CE	CE	CE	CE		
Cord, pouch, tandem pulley (single pulley, CE carabiners)	Cord, pouch, 1x triple pulley 1x triple with cam, 2x CE carabiners Bag NB: 3:1 (SET-302-40) is not a mini system	Dbl & PC cam pulley, 2x Oval CE Carabiners Pouch. climbingtechnology.com	Being Phased out? Cord, PC cam, Maillon, 2x Double pulleys, 2x CE Carabiners Pouch. climbingtechnology.com	Being Phased out? Rope, Separate PC Cam, Maillon, 2xTriple pulleys, 2xCE carabiners, pouch. climbingtechnology.com	Rope 2x ISC RP064 pulleys 1x Stein sewn hitch Bag	2x Dryad double pulleys 50ft rope with sewn eye, 2xAutolock Carabiners, 1x sewn prusik, 1x6mmMaillon Aztek t pouch	2x Omni pulleys, 2x prusiks, AZTEK cord, (Arbor version lacks the 6mm travel restraint), Waist pouch, 3xCarabiners (2=CE)
products.com	skylotec.com	skylotec.com	skylotec.com	skylotec.com	steininternational.com	sterlingrope.com	sterlingrope.com

Title Pic: Leader Group's Leader Cam and opposite, in use with the White Helmets in remote probe mode with the operator's screen shrouded for better visibility

# Handheld SEARCH CAMERAS



Aside from the use of drones as a vehicle on which to mount search cameras, there hasn't been much to get excited about in void-searching camera development in recent years. That's testament to how good and robust the existing technology is I suppose with one or two of the top models virtually unchanged since the last century. Applications for pole-mounted search cameras began evolving about 20 years ago so that vehicle extrications in particular together with water searches saw more regular use of cameras previously marketed only for victim location in building collapse rescue. 'Pole-mounted' evolved into 'cable-lowered' and even helmet or ROV mounted. The biggest change within the market in recent years has been the purchasing of many of the main players in each sector by just three entities; *Scorpe*, *Savox* and *Leader Group* or *Groupe Leader* depending on which country you're in. The latter two companies dominate our sector as one-stop shops for disaster response equipment with *Delsar*, *Search Cam* and *Con-Space* on one side and *LeaderScan*, *LeaderCam* and *LeaderSound* (breath analysis) on the other – all are industry icons, as valuable today as they were in the 1990s. Another legendary name from that period that seemed to disappear for a while outside of France is the *Vibrascope* and associated *Vibraphone*. This company was bought by *Scorpe* and added structural movement monitors to their existing range of hydraulic tools and lifting bags so they truly are a one-stop-shop.

The problem with many sectors of rescue is that the market is so specialised and financially small, that development stagnates once something is found to work well. Look at *Conspace Communications'* hard-wired system. That has hardly

changed in over 30 year and is still the leading, if not sole, main contender for prospective purchasers of intrinsically safe, duplex comms. The same goes for *Search Cam* (both brands now being under the *Savox* umbrella). There will be changes of course; optics, acoustics and electronics are all superior now even if the outward appearance is the same and 'see-through-wall' technology (pic below) has definitely come of age to such an extent that it may be a key game changer for rescuers and we can include it in this guide as well as the forthcoming Thermal Imaging Camera Guide, more on this on p288. Back to the optical cameras and there was a period in the



early 2000's when much smaller systems like *Red Box* began to appear aimed more specifically at vehicle extrication and even underwater search at a more affordable price. Disaster response, however, continued to specify the larger, more complex and proven robust systems so *SearchCam* has remained at the forefront and is now sold as the *3000* together with its smaller brother the *Recon III*. The visually similar *Pro-Eye* from *Yone Corp* in Japan expanded on

the underwater capability with a system that has sonar as well as a camera while *Groupe Leader* augmented their *LeaderSearch* acoustic system with *Leader Cam*, a system more in tune with the proliferation of separated camera and TV systems. One notable model that piqued a lot of interest when launched a several years ago and the impetus for us compiling this guide is the *FirstLook360* which we have mentioned a few times in our magazine and in our *Emag Access&Rescue*. This has taken many of the best features of current market leaders and incorporated some neat additions to set it apart. Not least is its ability to

wirelessly transmit high resolution images to smartphones and tablets, doesn't everything these days? Apparently not and ironically, it's Andy Ibbetson, the son of the founder of *Con-Space Communications* Terry, that has co-developed this new camera, presumably drawing on his and Terry's decades of experience in the confined space rescue sector. I say 'ironically' because, unlike the *Con-Space Comms* system, which is firmly rooted in

'old' reliable technology, *FirstLook360* embraces every element of smart technology which is why it remains worlds apart from most of the others. And the same reason that *Con-Space Comms* has stood the test of time could conceivably be why the *FL360* uses direct, one-one wireless connectivity rather

than relying on satellite or mobile network-dependant connectivity.

Electronic, fly-by-wire and direct transmission is far superior most of the time but when mobile WiFi and Satellite comms fail so does your camera. Close-system connectivity using a wireless signal bypasses this particular failure mode but, as with all digital transmission, can presumably be hacked or

jammed

in some way if anyone was desperate enough. So, just in case, systems like *FL360* can be hardwired as well. You sometimes can have it all ways and it has to be said that catastrophic failures predicted by the doom-merchants for fly-by-wire and satellite dependent systems when they first appeared have proven largely baseless and indeed have probably been far less that the 'mechanical' or analogue systems they replaced. One thing the *FL360* doesn't do which most of the others list as a key feature is have a mechanically articulating camera head. The *LeaderCam* top-left and above right (as featured on Issue 73's front cover in use with the White Helmets in Syria and here with sunlight shroud on the screen) can be made to look sideways at the flick of a toggle by the camera operator. Plus, of course, the person manipulating the camera can rotate the pole – which is a handy back-up should articulation jam. *Agility Corp*, the new kids on the block, thought, what's the point of all that sophisticated camera head articulation and associated telemetry? If we stitch together the image from two wide-angle, side facing cameras



to give a full 360 degree view it wouldn't need to move to look sideways. In the picture on the right you can see one half of the protruding 'bubble' lens at the top next to square LED lights (there's also a battery level and pairing indicator just below the 'F' of the product name.) It's like having 20x20 peripheral vision with no time-lag that you would otherwise get while articulating the camera head. Can't argue with that and so the 360 bit of the name was born. With no reliance on head manipulation there's less to go wrong. The camera head, remember, takes pretty much all of the abuse, and although they're built to be rugged with substantial protective shrouds around the hinge-points they're still vulnerable to damage and jamming when unceremoniously shoved through a small opening in dusty, dirty, sharp-edged, re-bar filled concrete.

### CAMERA POLES

The original *Search Cam* now in its '3000' version (large pic left) and with a lighter, less costly variant the *Recon III* (smaller pic left) had the TV screen permanently mounted at the end of the pole making the whole assembly heavier and cumbersome because it limited your ability to manoeuvre the camera and pole. Subsequent *SearchCam* models made the screen detachable and this is a standard feature of most modern camera systems which either have the screen hardwired like *Leader-Cam* or wireless like *FL360* but either way this enables much easier forward-operating of the camera by a separate person. This is not always the case, in the picture below, the operator is manoeuvring the *Tactical*



*Electronics Core* pole while viewing a detached screen fastened to his arm – there are definitely times when it's easiest to view something by twiddling the pole yourself, and some, even the aforementioned *FL360* have the option to be mounted to the pole for single operator use. One model has been specifically downsized to be used by one operator – the *Yone Nano* system (right) has a teeny 7mm head on an otherwise standard looking search camera system with a toggle directed camera, on-handle screen and it runs on double AA batteries, truly light and portable. *Savox* had something similar with their diminutive '*Mongoose*' but that seems to have now disappeared.

Most companies in this sector are first and foremost search camera specialists using or designing the pole or delivery system for that camera. One company however, is a pole specialist that has had a camera designed to utilise their poles. *Reach and Rescue* in the UK have an enormous telescopic pole that can reach up to 55ft/17m indeed, they have a pole adapted specifically to fit the *FL360* in addition to its standard pole offerings. This is currently the longest pole in the search camera sector and while it would be outstanding in large void searches, it might have limited applications in regular building collapse where the spectre of 'making progress through the rubble' rears its head.

Physically getting a rigid pole into a space to search can be problematic so camera heads have become compact so that a single manageable bore hole can be drilled in slabs or through brickwork to allow initial entry of the camera and pole. A much easier device to get into limited spaces is the endoscope-type camera also called a borescope or fiberscope, that has mostly migrated across to rescue from 'inspection' in other sectors. These use a flexible tube from the screen or relay to the camera. The tube can be 'bent' into shape to ease entry into spaces and such cameras have proven particularly useful in vehicle crashes where the rescuers are able to identify specific foot and limb entrapment points before they commence metal relocation. I remember attending an incident many years ago where the first arriving crew commenced a dash-roll only to find that an extraneous bolt on the old van's steering servo had penetrated the casualty's knee which was now being pulled off along with the steering wheel and dash! Had they existed at the time, a quick look with a flexible camera system would have identified this and enabled an alternative course of action. Since they have evolved from endoscope systems some of these systems can still marry back to an endoscope system ie. have a regular or magnifying eye piece connected to the end of the tube instead of, or as well, as a screen to aid clearer imaging of what the camera is looking at. The downside to these semi-flexible tube systems like *SnakeCam* (right) and *Unifire's* (above) is that they are not usually capable of having the camera detached and



used separate from the pole/tube and screen. The *Core* system (below) aimed more at tactical users but equally applicable to rescue, offers a number of camera options including this borescope/endoscope-style camera which uses an eyepiece and monitor option with wireless transmission.

**REMOTE OPERATION**

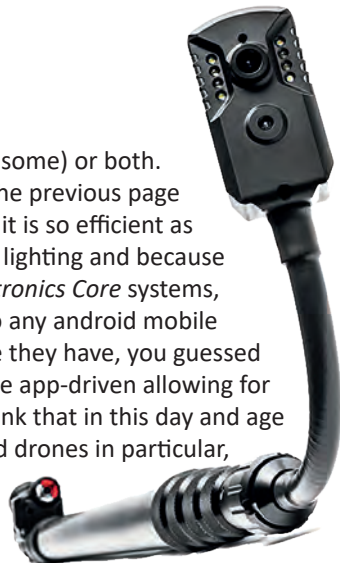
The "remote

probe' idea, where the camera head is detached and lowered into a void was really pioneered by *Con Space* with their audio-only attachment to the hard-wired *Con-Space Communications* system so its no surprise that *Con-Space's* second cousin once removed, the *FL360* also has this option with a metal eye that can be screwed in to the camera head as the most robust of lowering attachments. *Leadercam* has a variant, the *RD90* which attaches to a 90m cable and, unlike their standard camera head listed in the following table, is waterproof to the full 90m of the cable.

Many of the cameras have a two-way mic so that the operator can listen for, or communicate directly with the victim with the added huge advantage of full visual acuity of the victim and surroundings thanks to either on-board lighting or



an infra-red camera (an option for some) or both. *FL360's* 'probe' head pictured on the previous page deserves special mention because it is so efficient as a probe with all-around vision and lighting and because it has, along with the *Tactical Electronics Core* systems, the ability to transmit wirelessly to any android mobile device, be it tablet or smart-phone they have, you guessed it, an app for that. Both systems are app-driven allowing for updates and ad-ons. You would think that in this day and age of remote operated everything and drones in particular, that wireless would be standard in rescue but as we mentioned before, this is too specialist an area to attract much funding for development so most of the old stalwarts are updated as best they can be and continue to be sold. There is not necessarily anything wrong with that, look how many wood-burning *Aga* or *Range* cookers are increasingly sold today in preference to modern alternatives and yet your average Victorian cook would be entirely familiar with it. It's solid and reliable even in the midst of Armageddon, much like some of these cameras! One area that can drive development is the military and one of the few ruggedised, wireless camera systems in this list is from *Tactical Electronics* with one of the most comprehensive range of camera head options in this list. The *Core* (pic above) also has an encrypted signal partially negating our hacking concern mentioned earlier.



## SEARCH CAMERAS

### CAMERAS, SCREENS & ELECTRONICS

Quality of electronics and optical components are obviously key to the best systems. You want to be able to see what the camera sees and hear with as much clarity as possible.

Headphones, as shown by the *Leader Cam* in our title picture, accentuate and concentrate the mind to listen for relevant sounds cutting out extraneous noise that might otherwise inhibit your ability to hear the faint signs of life coming from an external screen speaker. At least three systems here, the *Savox*, *Leader Group* and *Scorpe* systems allow integration of other assets such as acoustic monitoring, structural movement, breath analysis and even radar in the case of *LeaderScan*. The themselves don't necessarily make things easier when you're exploring a monotone dusty void where even exposed skin looks like concrete dust. It can even be the case that enhanced resolution just confuses things as it shows



## LEADER® MultiSearch

### 5 IN 1 MULTIFUNCTIONAL USAR SYSTEM

**A SINGLE TOOL FOR ALL YOUR SEARCH AND RESCUE OPERATIONS!**

- **Versatile:** Connect up to 5 interchangeable peripherals on a single control box!
- **Configurable:** Compose your kit according to your needs!
- **Scalable:** Complete your kit at any time by adding new peripherals!



**CAM :**  
Color camera attached to a telescopic pole

**TIC :**  
Thermal imaging camera head for body heat detection and quick location

**RD90 :**  
Waterproof 295 ft cable camera

**SEARCH :**  
Wireless listening seismic sensors

**SCAN :**  
Wireless radar movement detector

**MULTI-APP control box can be connected with up to 5 peripherals**

**WWW.LEADER-GROUP.COMPANY**


**LEADER®**  
Fighting for performance

up every grain of dust. This is where infrared, thermal imaging and Sense-Through-Wall technology stands out as invaluable tools but we have yet to see a system with multiple camera systems on one head and the ability to switch seamlessly between them. Thermal imaging can offer the best option for live-person recovery as shown by the *Core system* screen (pic above) and *Leader Group* has a thermal imaging camera option for its system which replaces the existing standard camera head when you need it. The TI camera head

(pics right) simply replaces the standard camera above it by screwing onto, and plugging back into, the pole of the *LeaderCam*. Thermal imaging effectiveness becomes marginal for hypothermic or near-death victims with little surface temperature to detect or paradoxically in very hot environments where masonry retains and emits heat long after the collapse and can mask the bodies diminishing thermal signature. Modern cameras are pretty much all daylight colour with LED illumination with some switching to infrared in low light which can accentuate and contrast skin tones more easily. Unless everything is covered in dust or is the same colour in which case camera orientation can be a real problem.

Without wishing to sound like a rep for the *FirstLook360*, its modernity means it has a useful handle on 'spatial orientation' in environments that are otherwise incredibly difficult to reconcile with what you think you should be seeing. This is to be expected for the newest camera on the market and similarly it has a higher resolution screen than most because it's the newest and is using easily upgradeable technology. Touchscreen overlays on the tablet(s) it's transmitting to, show the camera's real-time orientation – effectively an artificial horizon and depth perception indication because, don't forget, it has that 360 degree view – like two bubble observation ports stitched together back-to-back or the product images you see online where you can navigate all around them, back, front, top, bottom. It's not 3D but it is virtual 3D. This system and the *Tactical Core* models allow video snapshots to be taken of the entire void which is relayed back to larger screens (which might be on the other side of the world!) and enable support personnel to examine for clues in greater detail and report back to the frontline operators if they spot anything worth checking out. With some, like the *FL360*, images are GPS tagged so the operator knows exactly where to go even if frontline rescuers have long since moved on to another search area.

As mentioned earlier, screens have mostly become a detached component, no longer firmly fastened to the telescopic pole but handheld and most often used by a second rescuer while the first manoeuvres the camera. We will now see more systems with wifi compatibility and using apps so that regular tablets and smart phones can be used instead of a dedicated screen. The *FL360* for instance uses a *Samsung S2* tablet, albeit the top-



end *LTE* version costing \$850 but you can get lesser *S2* models for about \$300 and the incredibly versatile *Tactical Electronics Core* systems use virtually anything including radio networks so you can see how replacement and augmentation will become cheaper and easier in the future. However, there is something to be said for the simplicity of a screen with a handful of colour-coded buttons with icons as exemplified by the Search Cam screen above. When rain and dust are hindering the use of touch-screens, more conventional button screens will keep working.

## THROUGH WALL IMAGING





## UNDERWATER USE

A number of the cameras in this list will operate underwater or at least under the surface of the water, in other words you can break the plane of the surface to get a much clearer view underwater without going too deep – similar to a periscope of a glass bottom boat. Some however, are designed to be used underwater and have attributes that lend themselves to dive team searches or perhaps in place of a dive team search. The *Reach&Rescue Underwater*, *Yone ProEye 751 SNR* with Sonar and the *JW Fishers* models are clearly designed with an aquatic environment in mind but don't forget some of the regular models like the *LeaderCam* in it's *RD90* variant, the *Red Box Snake eye* and even the venerable *SearchCam 3000* which have camera heads that will all go beyond 20m/60 feet in depth. It's true that these will mostly be involved in body or evidence searches rather than rescue but as has been proven time and time again with cold-water drowning victims, they're not dead until they're warm and dead.

Assets like underwater cameras can be the difference between being just-in-time or having not-much-hope-in-the-first-place. It could be argued that any team or agency with available cameras AND with bodies of water on their response patch should leave the cameras packaged to be able to search underwater straight from the box since a change to structural collapse mode (if a change is even required) will never be as time sensitive as a drowning victim. It may be that the regular set up using a telescopic pole is your best approach to shallow water searches, particularly for victims that have fallen through ice where a pole can search an area in a radius of several metres from the entry hole or flow-predicted search hole.

Cold, deep open water on the other hand will generally benefit from a cable-lowered camera worked in a pre-determined search pattern via boat. Remember that many camera systems offer cable lengths that are far in excess of the camera's depth-rating. This is not an oversight, this is because your camera may be operating LATERALLY from the screen rather than straight down – you may for instance be using a crew on the bank/shore rather than in a boat so that the camera head may be hundreds of feet away and only a few feet deep rather than being hundreds of feet deep. Or you may be search well or liquid storage tank with a large void before reaching the water. This all sounds obvious but you may want to mark your cables with a maximum depth indication for those occasions when you ARE sending the camera straight down into water.



Another option is a rescue swimmer using a handheld camera like the *JW Fishers CHV-2* or *CM-1* with pistol grip (option). This is effectively a hard-wired dive camera capable of working the deepest of all the models in our guide. Nevertheless, it is prospectively still immensely useful even if used at the surface as a sub-water periscope or slightly deeper by a duck-diving rescuer without full scuba because surface monitoring of the screen by attentive observers may spot something the swimmer doesn't. In the case of the *MC-2 Mini Camera* this can be mounted on a pole or even on a helmet (pics left) but is otherwise a fully functioning dive camera which have no lens or camera movement other than being pointed in a particular direction by the rescuer.

Finally mention should be made of *Yone's Pro Eye* variant with sonar (pic below) This adds a whole new tool to your array because it is a colour camera on a cable which extends out from a sonar sensor sitting just below the water surface. Once a target is identified the camera can be lowered to visualise the sonar's detection. You don't have to use sonar since the camera can still operate as a stand-alone device but there is a gunwale clamp on the camera mount and two different screens in the system case – one for sonar and one for simultaneously colour imaging. The *Yone* cameras are also oddly unique in using propriety power tool 12v batteries that are easily obtainable from DIY stores, which is useful.



# Make Searching Open Waters Safer & Easier with JW Fishers Underwater Equipment

## Hand Held Underwater Metal Detectors




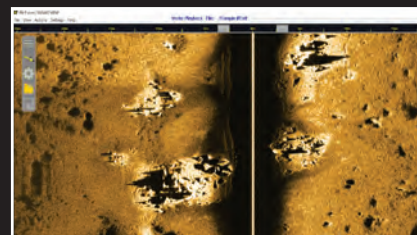
### Pulse 8X

- Detects ALL metals on land & underwater
- Audio and Visual output
- Commercial construction
- Ideal for evidence recovery
- Rated #1 by US Homeland Security

### SAR-1

- "Snareless" design with VIBRATING handle
- Bright red LED display
- Specialized for low visibility environments
- 200' depth rating

## Side Scan Sonar



\* Simulated Drowning Victim



### 600kHz - CW

- Simple to operate
- Up to 225' (75m) range on each side
- Displays images on laptop or tablet
- Commercial construction
- Works in all waters, regardless of clarity
- In use by public safety dive teams

### 450kHz / 900 kHz - CHIRP

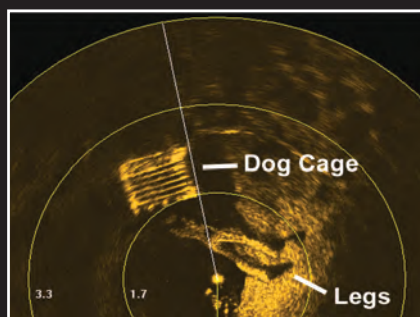
- Fully digital
- Up to 495' (150m) range on each side
- Breaks down for easy transport (case included)
- Commercial construction
- Low cost and easy operation
- Complete turnkey system

## Remote Operated Vehicle with Sector Scanning Sonar



### SeaLion-3

- 7 vectored, thruster system
- Front and rear 1080p HD cameras
- Two monitors for viewing and control
- Picture in picture (PIP) functionality
- Easily transportable
- Commercial construction
- 1,000' depth capability



### SCAN-650

- Target sizing capability
- 360° sweep pattern
- High resolution imagery
- User friendly software
- Commercial construction
- ROV, pole or tripod mountable
- Starting at \$6,995



PHONE: (508) 822-7330  
 info@jwfishers.com  
 jwfishers.com

Red Box Snake Eye

**UPDATING Q4 '25**



Agility Corp First Look 360



Reach&Rescue

www.rescue112.com



Leader Group LeaderCam



**IN THE FOLLOWING TABLES.....**

We have included ONLY cameras that are actively marketed to and for rescuers even though there are a number of inspection cameras from other industries that might be viable. The majority of these are pole cameras which helps to narrow the field but there are a couple of flexible wire cameras because they are specifically sold to rescuers.

Options are shown as an outline box...

**COST:** Very approximate. Some manufacturers are oddly reticent to provide a price. We get this in all of our guides and particularly for high cost item which always makes us suspicious that there is differential pricing going on or they feel that a higher cost comparison counts against them.

Scorpe Vibrascope



**WEIGHT:** There are 2 weights given, the first is the complete system including a case if that is how the system is sold. This is an important figure because it affects the overall shipping limits when moving equipment into a disaster zone. The second figure (in burnt orange) is the weight of the camera unit plus pole as it feels to the person holding and/or controlling it. For some cameras this may include the display screen because it is permanently attached. If not, the display screen is given as a separate weight in green in the SCREEN column.

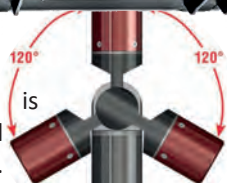
**MIN to MAX Length :** the length of pole from shortest extension to longest. A single figure is the MAX extension. Many have extension or longer pole options and some, like the *Reach&Rescue* and *JWFishers* don't fit the pole in the case so you would need to factor in that extra weight to the system total.

**SUPPLIED CABLE:** refers to a camera extension cable to enable the camera to be clipped on and lowered or used remote from the operator. Most kits are supplied with a minimum length so you will again need to factor in the weight of longer lengths if purchased extra to the kit (in terms of air transport for overseas deployments). Cable lengths are shown in burnt orange and in brackets for optional lengths.

**SCREEN RESOLUTION, SIZE, WEIGHT:** We often see a screen resolution AND a camera resolution but if one is substantially lower than the other you will presumably not be seeing the image to best advantage. Screen or Monitor resolution is usually in Pixels and is shown in burnt orange. Size and weight

Savox SearchCam Recon III





of the screen as distinct from the whole kit important where the screen is fully detached and may be handheld or worn on the sleeve. For some it remains 'embedded' in the carry case (eg. the *ProEye Sonar*, *Reach & Rescue* and *JW Fishers* models) which is sat on the ground or a stand so weight isn't such an issue.

**CAMERA Resolution** for the camera may be given in a number of scales including TVL, lux (for the light source operating limit rather than resolution) and Pixels.

**ADJRANGE** (in black) refers to the articulation angle of the camera head. Some can be controlled by the operator to rotate through as much as 240 degrees (*Recon III* above right). The *FL360* on the other hand, doesn't articulate at all but has taken the more obvious option of a camera head that already sees a 360 degree view of the space. *Reach&Rescue's* camera head is a flexible but stiff articulation that is adjusted manually but normally views in the direction of the pole.

**Field of View:** is what the camera actually sees or rather the view you see from peripheries to straight in front. In the case of the *FL360* you see the entire 360 degree view but for most the view is dependant on how wide-angle the lens is. Endoscope style cameras tend to be quite narrow while larger lenses on *SearchCam* and *ProEye* give up to 260 degrees of view. Wide angle can sometimes lead to distortion at the peripheries.

## IN-USE COLUMNS

**CAMERA DETACH:** refers to the ability to remove the camera from its pole or mount and attach it to a cable for lowering.

**COLOUR / B&W CAMERA:** refers to the output to your screen being in full colour which may convert to Infra-Red in low light, or Black and White which is the minority of cameras in our Guide here even the *Mini JW Fishers* has a colour option.

**THERMAL / IR CAMERA:** refers to thermal imaging and/or Infra Red (IR) in black. Options are shown in an outline box .

**IP RATING:** is an internationally recognised ingress protection figure for water, dust and gas – none of which is necessarily the same, ie. just because a product is waterproof doesn't mean it's intrinsically safe. The first figure is solids (dust) where 6 is the highest/best. The second figure is for liquids where 8 is the highest/best meaning waterproof beyond 1m and 7 is

# SEARCH CAMERAS

ProEye 751 SNR



JW Fishers VRM 2 Monitor

waterproof up to 1m below water. IP68 is therefore the best.























**CAMERA IMMERSION:** is further qualification of the IP Rating to show the actual depth capability of the camera – remember NOT to use cable longer than your camera's depth rating if lowering straight down into water.

**DATA STORAGE:** may be to a hard drive (in black) generally the case with laptops and tablets, SD card in burnt orange for transfer to other devices for manipulation or USB in green which is again normally only with a laptop option as with *JW Fishers*.

**IMAGE/VIDEO CAPTURE:** refers to either still images or video in burnt orange.

**GPS/GPSIMAGE TRACK:** this may be on-board GPS to indicate the location of the camera and operator (black square) or it might be an image tracking GPS (in burnt orange) which shows where any given image is taken so that search teams can return to the spot.











**HD CARRY CASE:** The HD in burnt orange refers to a heavy duty, waterproof, shockproof case like the *Peli*, *Explorer*, *Storm*, *Hardigge*, *IMPH* or *Otter*. The cases pictured here are all toughened, waterproof cases. A case listed as a black square will be a more standard hard carrying case, not necessarily waterproof or shock proof but well up to transporting the camera system. An outline square indicates a soft pack option – maybe a back pack or a fabric carry bag.

IMAGES NOT TO SCALE	MODEL	COMPANY	ORIGIN	COST Basic System excluding accessories	WEIGHT PACKAGE TOTAL IN HAND	LENGTH MIN to MAX SUPPLIED CABLE	SCREEN RESOLUTION SIZE WEIGHT	CA Dia
	First Look 360	AGILITY TECHNOLOGIES		N/A	15.5kg/34.2lb 1.4kg/3lb	3m 118"	2048x1536 246mm / 9.7" 0.39kg/0.9lb	49 1
	Leader-Cam	LEADER GROUP		N/A	14kg/31lb 2.78kg/6lb	2.4 - 3.4m* 7.8 - 11' (1x25m or 2x90m cable options)	800 x 480 178mm / 7" 1.38kg / 3 lb	4 1
	DV2	JW FISHERS		\$3295 +\$3195*	27kg/59lb 6.8kg/15lb	No Pole 50m / 150ft (300m/1000ft option)	* 264mm/10.4" 10.9kg/24 lb*	12
	DHC-2	JW FISHERS		\$3795 +\$3195*	23kg/51lb 3.2kg/7lbs*	No Pole 50m / 150ft (300m/1000ft option)	800 x 600 * 264mm/10.4" 10.9kg/24 lb*	11
	MC-2 Mini Camera	JW FISHERS		\$2095 +\$3195*	15.4kg / 34 lb 0.45kg / 1 lb*	Pole adapter=\$225 50m / 150ft (300m/1000ft option)	800 x 600 * 264mm/10.4" 10.9kg/24 lb*	6 2
	Underwater Camera System	REACH & RESCUE		£2014	10.2kg / 22.5 lb exc pole	*5m 16.4ft 20 m / 65ft (30 & 40m options)	800 x 480 178mm / 7"	2
	SnakeCam (RBW Kit)	RED BOX AVIATION		£4500	1.4kg / 3 lb	0.45m 1.5' 9.25m* (500m option)	640 x 480* 127mm / 5"	3
	SearchCam Recon III	SAVOX		\$7615		1.09-1.43m 43-56.5"	18.2kg	4 1
	SearchCam 3000	SAVOX		\$15000		1.04 -2.34m 41-92"	811 x 507 146mm / 5.75"	4 1
	Vibrascope BVA6	SCORPE		€12000	13.2kg 29 lb	0.5 - 2m 5m (100m option)	178mm / 7"	3
	DS100	SECA		£1890	7kg 15.4 lb 3.5kg 7.7 lb	1.2 - 4m 4 -	640x480 127mm / 5" 3.5kg	6 2

ORIGIN = company origin, not necessarily the country of manufacture COST: INCLUDES local taxes/VAT . DUTY: HD Heavy Duty, S

CAMERA Resolution ADJ RANGE FIELD OF VIEW	LIGHTS	BATTERY DURATION RECHARGE	OPERATING TEMP	TWO-WAY MIC	CAMERA DETACH	COLOUR/B&W CAMERA	THERMAL / IR CAMERA	IP RATING	CAMERA IMMERSION	DATA STORE SD USB	WIRELESS STREAMING	IMAGE VIDEO CAPTURE	MAINS/12v CHARGER	GPS/GPS IMAGE TRACK	Heavy Duty CARRY CASE	NOTES	WWW.
0.5mm 1.95"	1920 x 960 - 360°	6 x wide-angle LED	Li-Ion* 3-5 hrs 1.5 hrs	-10 to 60C 14 to 140F	■	■	■	# 68	3m 10ft	■	■	■	■	■	■	*Will also operate using 4x CR123A cells # IR version/option in 2019	agilitycorp.com
0.7mm 1.85"	700 x 480 0-170° 260°	8 x LED	NiMH or 10x AA 2.3 hrs 3.3 hrs	-10 to 60C 14 to 140F	■	■	■	54	2m# 6.5ft	■	■	■	■	■	■	* figures for Std kit. Option fpr Poles up to 5.66m/18.6' Batteries compatible with Leader Scan, Hasty & Search #RD90 version waterproof to 90m. now with GPS	leader-group.eu
0.27mm 5"	0.8 lux /480L NO 170°	2 x 1500 lumen LED	Marine, AC-mains or 12v DC	-25 to 60C -14 to 140F	□	■	■	-	150m# 500ft	■	NO	■	■	■	□	*For VRM-2 screen module. Camera can be linked to any suitable laptop/display. #300m/1000' housing available. *exc cable, add 9kg/20lb /150ft *Wt includes integral case	jwfishers.com
0.14mm 4.5"	0.8 lux /480L NO 170°	2 x 1500 lumen LED	Marine, AC-mains or 12v DC	-25 to 60C -14 to 140F	□	■	■	-	150m 500ft	■	NO	■	■	■	□	*For VRM-2 screen module. Camera can be linked to any suitable laptop/display. #300m/1000' housing available. *exc cable, add 9kg/20lb /150ft *Wt includes integral case	jwfishers.com
0.0mm 3.75"	NO 50°	Halogen or 12 x LED option	Marine, AC-mains or 12v DC	-25 to 60C -14 to 140F	□	■	■	-	150m 500ft	■	NO	■	■	■	□	*For VRM-2 screen module & exc lights. Camera can be linked to any suitable laptop/display. Camera is B&W as standard but colour and EuroPAL options. *exc cable, add 4kg/9lb /150ft	jwfishers.com
0.3mm 0.9"	480 TVL 360° (manual) 120°	12 x LED	Li Ion 6-8 hrs 8 hrs	-10C to 50C 14 to 122 F	■	■	■	68	30m 100ft	■	■	■	■	■	■	*Poles an be 5m, 9m 13m or 17m/55ft long. Pole can be simultaeously fitted with rescue aids and body recovery hook (shown).	reachandrescue.com
0.0mm 1.2"	512 x 492 90° 46°	4 x LED 1 XeNon	6v NiMH 35mins x 2 (6hr option)	0 to 50C -32 to 122F	■	■	□	68	30m 100ft	■*	NO	■*	■	■	■	*Basic kit uses a lower res screen with no audio-visual record capability. * Up to 500m cable available + 1.2-7.8m Pole option	redboxaviation.com
0.7mm 1.85"	0-240°	16 x LED	Li Ion 2 hrs	-10 to 60C 14 to 140F	■	■	■	68		■	■	■	■	■	■		savox.com
0.7mm 1.85"	0-240°	16 x LED	Li Ion 2 hrs	-10 to 60C 14 to 140F	■	■	■	54	23m	■	■	■	■	■	■		savox.com
0.9mm	0.5 lux 0-360°	6 x LED	12v NiMH 4.5 Ah 4-5 hrs 4 hrs	-20 to 50C -4 to 122F	■	■	□	66	60m	■	■	■	■	■	■	Data for waterproof camera, more basic camera available.	scorpe.eu
0.5mm 2.56"	420 TVL 0-110° 90°	36 x LEDs	11.1v Li 7hrs 4.5 hrs	-10 to 55C 14 to 131F	■	■	■	67		■	□	■	■	■	□	DM version has wireless AND wired camera	dartsystems.co.uk

STD Standard Duty, LD Light Duty. ADJUSTMENT: Black box= Standard feature. White ( black or orange outline) Box □=Option

IMAGES NOT TO SCALE	MODEL	COMPANY	ORIGIN	COST Basic System excluding accessories	WEIGHT PACKAGE TOTAL IN HAND	LENGTH MIN to MAX SUPPLIED CABLE	SCREEN RESOLUTION SIZE WEIGHT	CA Dia
	CORE POLE CAMERA	TACTICAL ELECTRONICS		\$8623	1.56kg 3.4lb	0.6-3.2m 4-10ft (5.3m/17ft option)	1280x720 127mm / 5" 0.4kg / 0.85 lb	4 1
	WSC4926	UNIFIRE		\$600	0.67kg 1.5lb	0.9m* 3ft	712 x 486 60mm / 2.36" 5oz	4 1
	Pro Eye 751 SNR	YONE CORPORATION		N/A	19kg 42lb 8.5kg 18.7lb	2.4m 7.8ft 10m* 33ft	795x595 142mm / 5.6"	3 1
	ProEye 951 S-IR	YONE CORPORATION		N/A	19kg 42lb	(20m65ft option)	177mm / 7"	3 1
	ProEye 991 NH No-Cam	YONE CORPORATION		N/A	15kg/33lb 3.3kg/7.3lb			6 0

**A perfect tool to locate missing objects**

the Pulse 8X u/w metal detector.



- Easy operation
- Detects ALL metals
- Use on land & underwater
- Audio and Visual output
- Commercial construction
- Ideal for evidence recovery
- In use by law enforcement agencies worldwide
- Starting at \$2,395



JW Fishers Mfg., Inc.  
(800)822-4744  
(508)822-7330

Email: info@jwfishers.com  
www.jwfishers.com





CAMERA Parameter	CAMERA RESOLUTION ADJ RANGE FIELD OF VIEW	LIGHTS	BATTERY DURATION RECHARGE	OPERATING TEMP	TWO-WAY MIC	CAMERA DETACH	COLOUR/ B&W CAMERA	THERMAL / IR CAMERA	IP RATING	CAMERA IMMERSION	DATA STORE SD USB	WIRELESS STREAMING	IMAGE VIDEO CAPTURE	mains/ 12v CHARGER	GPS/ GPS IMAGE TRACK	HeavyDuty CARRY CASE	NOTES	WWW.
2mm 1.65"	1280x720 0-360° (manual) 70°	4 x LED	3xCR123 2.5hrs	-20 to 50C -4 to 122F	■		■	■	-	NO	■	■	■	■	■	■	Hardwire option. 4 different camera head options -Fixed, Flexible, Flat/Under door and small-bore endoscope as well as a K9 camera.	tacticalectronics.com
1mm 1.61"	320 x 240 0-360° (manual) 45°	4 x LED	4 x AA 2hrs	-10 to 50C 14 to 122F								■				■	*Cable available in 3ft lengths up to 12ft	unifireusa.com
6mm 1.4"	811 x 507** 0-180° 231°	12 x LED	12v NiMH (Li-Ion option) 3-6hrs 5 hrs				■	■	67	50m	□	■	■	■	■	■	DSX version without sonar. SNR=SONAR & Colour visual cameras 3, 5 & 6m pole options. **PAL version = 795 x 595 *4,20,30 & 50m cable options	yone-co.co.jp
2mm 1.25"	350TVL 0-180° 231°	12 x LED	12v NiMH 3hrs 3hrs		■	■	■	■	67	50m	□*					■	Standard version with colour camera. Second camera interchangeable with IR/TIC *OPTION with 8gb or 4gb SD	yone-co.co.jp
.9mm 0.27"		4 x LED 8 Auxilliary	AA						67		■							yone-co.co.jp

**FIRSTLOOK**

**USAR**

**SEE MORE. ACHIEVE MORE.**

[www.firstlook.net](http://www.firstlook.net)

The advertisement features a vertical camera labeled 'FL360 LR' with a red stripe and the Firstlook logo. In the background, a person in a search helmet is looking at a tablet that displays a first-person view from the camera. The scene is dark and appears to be an indoor search environment.

# EMERGENCY RESCUE SHELTERS



All four types have been in regular use for the past 40 or 50 years so they don't need much introduction but there are some subtle improvements to the more recent models that weren't present on the models we were using in the last century.

Speed of erection and ease of transport are key to shelters used by day-to-day emergency services requiring something small enough to fit on a fire or rescue truck and used for a few hours as distinct from disaster response which has a much more coordinated heavy-lift of equipment into areas where they may stay erected for many days or weeks. Putting aside the vast number of civilian or household pop-up shelters with their concertina metal frames, by far the largest category in the emergency sector are the high-pressure one-time inflatable frame shelters. These can use compressed air cylinders for rally rapid inflation and once up may only need periodic topping up to allow for temperature differentials.



The second category we have listed, the low-pressure continual inflation models suffer from having to have a powered fan running continuously - so logistics, noise and bulk to contend with - but maintain their form (while the fans are running or with regular top-ups) and can sustain multiple punctures and still function. Pressure relief valves allow for accidental over-inflation on high-pressure models rather than rupturing the seams and for high temperature expansion but this expelled air then needs to be replaced as the temperature goes back down.


## Materials

All professional shelters are waterproof when new. This can obviously change as the material gets worn - often as a result of wind continually rubbing the shell against a metal frame which is not an issue for fully inflatable shelters. These can all be patched but inflatables will require a more substantial glue or weld. Fire resistance. There may also be external factors like fire /volcano ash or building debris actively damaging the shell which is not an issue for mountain or flood rescue but is for disaster response and fire-rescue. **DISCUSS FURTHER**

**Floor area** is obviously larger on the outside than it is on the inside for the pneumatic and inflating models. We have listed mostly the outside area because it is the area of land that you need to have available for the shelter but some, like the Vetter MT-series are quoting the usable or internal area. For internal space all others you should allow for a 20-40cm/8-16" reduction in length and width for pneumatic (inflate & forget) models and 50 to 100cm/20-40" for the largest fan-inflating models. For the pop-up shelters there is little to no difference in the internal versus external floor area. A key decision is whether to have a fixed (attached) floor or a detachable or add-on floor. The former provide better weather-proofing, hygiene and speed of erection while an open base allows the shelter to be lifted and placed over an obstacle or an incident

We use the term 'Rescue' in the title to indicate RAPID DELPOYMENT and differentiate these emergency shelters from those designed for refugee or disaster-victim temporary housing. Of course, ALL of these shelters could do that job and many do, but generally speaking, shelters intended for use by rescuers are erected within minutes and have different requirements and construction standards (and fitments) than mid-to long term occupancy shelters. Primary amongst them is the need to be able to transport easily and erect within minutes. There are many mid to long term shelters that

may look identical but have substantial aluminium or steel frames like this civil protection model from *Lanco*. Aluminium frame tents however, are a plausible option and we may well add them in at a later date. If you look at ROFI's inflatable versus alu-frame model the 606, there is only 43kg



difference for a 6m half dome shelter. Time to deploy though is vastly different- even the largest inflatables go up in minutes while a frame tent can take hours. We have NOT included Manually erected metal frame shelters or decontamination/ shower shelters though some of those we have included can be adapted for such use.

There are three distinct constructions for rescuers' shelters:

- 1) **HIGH PRESSURE - PNEUMATIC/PUMP- INFLATE & FORGET**
- 2) **LOW PRESSURE - POWERED -CONTINUAL/REGULAR INFLATION**
- 3) **MANUAL - POP-UP FRAME-** a rigid frame that concertina's up and locks into position - think garden gazebo or covered market stall.

a fourth category that we have not included in this guide but may be added later is

- 4) **MANUAL - SOLID FRAME -** Aluminium or steel poles instead of an inflatable frame. Longer time to erect and heavy/bulky but no other equipment needed to maintain them.

like a vehicle.



with slack material remembering that ALL inflatable shelters will vary in rigidity depending on temperature fluctuations. 'Inflate and forget' shelters may need regular topping up assuming that they have pressure relief valves to exhaust heated air as it expands.

**resistance & Staking** is a very important consideration for temporary structures like this with big 'sail' areas that can be badly affected by gusts - and the sheer weight of the shelter is not necessarily foolproof - witness the number of very large inflatable bouncy castles that have literally taken off with people in/on them. The key companies in this sector go to great lengths to ensure their shelters can withstand at least 20-40mph - there's no accounting for the kinds of extremes we see these days. In the image above, MFC use a giant fan to test side and front-on exposure and one company, *Nixus* in Slovakia - uses a small jet aircraft to test some of theirs - that may just be one or two as a one-off test rather than their standard test method but a useful indicator nonetheless. All shelters offer ground stake anchor points either as an engineered hardpoint - generally welded - at the base like the IC Brindle title picture opposite with elasticated cord then attached or as material flaps with eyelets through which you drive a ground stake. The picture opposite also shows the most effective anchor option, a **ballast skirt** around the base. This is a tube or flap of material attached to the upper construction of the shelter either all the way around or as separate flaps as shown opposite. These can be sealed tubes that you can fill with water and/or flat and weighted with sand bags, water containers or best of all, a vehicle as long as it's not going to be driven off every 5 minutes.

Higher up around the eaves will be eyes for corded stays which are hugely important in maintaining the internal cube area during high winds. If you only staked at the ground the chances are the top half would deflect in high winds and create a rhomboid that would severely impact your inside working space. Of course, much of what you do inside can assist with stability in wind whether it be storage cases or beds pushed up against the inner wall.

Angled walls that are tight as a drum when erected like this *Lanco* modular shelter (three separate sections) offer a better defence against wind than an upright, square wall

**Water resistance** shouldn't be an issue for any of these shelters expect over time as materials wear or tears appear. The ticker, coated materials are the most resilient but also the heaviest and bulkiest so it is a decision based on the operational parameters - lighter, less resilient materials for the most temporary and remote of work locations.. The much bigger issue is to ensure that there is no pooling on the roof due to slack materials- this can be catastrophic. A decent angle and firm guys will help ensure good flow off the roof but if you get some deflation in the cooler night and the shallowest of curves appears in the roof this can be enough to pool an ever increasing expanse of water with very significant weight increases as rain continues.

**Small or Large?:** The smallest emergency shelters are really pop-up tents that can be the size of a person's body (bivvi) as well as the larger versions shown at the top that are equally at home as a family picnic shelter, but in inflatable terms the *Rigloo* is currently the smallest and shown left as a weather-protective casualty handling station in a mountain environment. Small shelters like this *Rescuer* and an even smaller 1.2m x 1.8m *Refuge* version can be inflated by hand/ foot pump - almost prohibitively time-consuming for the larger, standard sized shelters which really do need either a compressed air cylinder for the most rapid of inflation or an electric fan/pump. At the largest end of 'emergency' shelters is this modular *Lanco* giant which comes in 3 sections allowing you to use just the front and rear joined or insert mid sections. While we haven't included the full size field hospitals that can take days to erect we have included some like this that are huge but can easily be ready to use within an hour using an experienced crew. Many of these can be modified to create treatment centres or search-team dorms with separate cubicles inside adding to bulk and set-



up



time but considerably improving casualty and/or team comfort. The *MFC* model below has 3 such cubicles running down one wall with a wide access and/or storage area on the opposite wall. Just because they are large, does not mean they are entirely unwieldy, many have carry handles around the base so that even the largest *Nixus* model above can be lifted and carried by personnel to locate/relocate as required. This model has an integral floor but models without a floor can easily be lifted over obstructions or over vehicles and work areas that



of tents. The majority offer the means to connect one model to another via their doorways so end-to-end connection is common. In some cases the manufacturer offers a central hub where a shelter or line of shelters can be connected like spokes to a central chamber like this 4-opening model from Ego which we think is now discontinued and the *Lanco* model below left.



### Exo-frames:

From a strength and resistance to wind standpoint, there are a handful of inflatables that go up in minutes that can then be reinforced with an alloy (or even steel if you can cope with the weight) external frame as distinct from nay that can use one or two strengthening poles for the apex and eaves. A full exo-frame is bulky and heavy but if your work environment is going to be a constant wind challenge this could be the way to go.

may not instantly come to mind as a good idea - for instance a trench rescue which can take many hours and might end in failure if undertaken during heavy rain could be entirely covered but these larger shelters.

### Joining & Hubs

Although we haven't included the very largest, framed shelters there are a good many of these fast-erecting shelters that can be con-joined to create enormous corridors





LANCO is widely recognized for its industry-leading production of fully integrated deployable solutions, including soft walled shelters, generators, heaters, air filtration devices and flexible tanks, currently used by defense agencies worldwide, as well as civilian governments, international organizations / agencies, and commercial customers

# LANCO

TentTech · DeconTech · FlexTank

[www.lanco.eu](http://www.lanco.eu)  
[www.lanco-usa.com](http://www.lanco-usa.com)



# NEW COMPILING Q4 '25

## IN THE FOLLOWING TABLES.....

Any use, feature, accessory or component that is inherent in the tool is shown as a solid coloured square ■■■■■■

Optional features or accessories are shown as an outline square □□□□□□

A circle ●○ in the 'USE' columns indicates that this feature is only partially present and/or is OK for that purpose but not ideal.

A model **VARIANT** is shown in cyan blue. Any features or specifications that differ from the standard are also in cyan or have a cyan outline to a black or coloured square ■■■■■■

**ORIGIN:** The company's home country, not necessarily the country of manufacture which is indicated by an inset flag or two equally sized flags if the tool is made in both countries.  
**COST:** approximate because it's subject to a lot of interchangeable elements like materials, windows, ports etc but most manufacturers give a generic price per size - you just need to ensure that the price takes into account all the features you need. Includes local taxes/VAT. Prices in burnt orange £\$, are, as always, **currency conversions only** and do not include shipping, duty etc.

**CONSTRUCTION:** Colour coded to three types

- PNEUMATIC/PUMP- INFLATE & FORGET
- POWERED FAN -CONTINUAL INFLATION
- MANUAL - POP-UP FRAME

**TIME toERECT:** Depending on the type of inflatable shelter the fastest time will be with a compressed air cylinder which is usually twice as fast as an electric fan/inflater.

**WEIGHT: Shelter-Only:** does not include inflation/erection tools, stakes, additional groundsheets etc. and definitely NOT capital items like fans, pumps, air cylinders and generators. Add 5 to 20kg for the transport weight with the included bits and pieces like stakes, guy and carry bag.

**MATERIALS:** If two fabrics are given the first will be the roof and is generally lighter than the wall-material.

- FLAME-RETARDANT
- WATERPROOF

**AIR VOLUME:** For inflate & Forget shelters this can be vital information to ensure you have sufficient cylinder to do the job but largely irrelevant for fan-inflation other than indicating the sheer size of shelter and therefore the time it takes to erect.

**LENGTH, WIDTH, HEIGHT:** DEPLOYED / PACKED The dimensions in metres/feet for the shelter when erected - HEIGHT: unless two figures are given, this will be the maximum which is to the outside apex **so the top of side-walls inside will generally be at least half a full metre lower for an average 4 x 3 inflate&forget shelter.** You may also need to allow a further reduction in height for the inflated beams which are 25-35cm in diameter.

**PACKED** means rolled and stowed ready for transport excluding any fans, cylinders power-source, lighting etc.

**AREA: DETACHABLE FIXED FLOOR** in Square Metres/feet and most refer to the entire footprint rather than just the internal space. **Internal areas are given in italics** and if there are two figures, the smaller area is internal. To convert external floor area to internal floor space in inflatable models you will need to assume around 50cm reduction in width to allow for beams, and up to 1m for continual-inflation models. These figures in green (or as an option □) indicate whether the floor is detachable so that the shelter can be lifted over and onto



www.rescuemagazines.com

a site/vehicle/ incident.

**DOORS FULL-SPAN:** entrances may be a doorway with a roll-up closure or it may be a full-span opening with a roll-up or removable panel across the full width of

the shelter. In some cases the full-span panel may also have a doorway in it shown as 1+ ■. These entrances are closed/opened/secured by one or two of three options: **Zip Velcro Tie:** The 'door' can be sealed via zip or velcro/hook&loop or both and/or can be tied open

**WINDOWS:** Clear Mesh Opens


**CONNECTABLE Stakes Guys Skirt:** Whether the shelter can be connected to another door opening via zip/velcro and/or/tie. **Stakes** or pegs supplied as ground anchors. **Guys** or cords for staying the top of the shelter in high winds. **'Skirt'** refers to **Vehicle or ballast pads** which are wide flaps around the base that can be ballasted or your vehicle(s) can park on them to ensure the shelter withstands high winds.

**PORTS:** Some or all of the total number of ports may be differentiated into: **Vent - For air entry often with a mosquito mesh** **Power - smaller port that can close over a narrow cable or umbilical** **Water: unusual, but some make have standard direct fitting for hose pipe particularly in mdical tents.** **HVAC: Much larger ports to allow fans to push air into the shelter - either ambient or heated or cooled.**

Openings, often sealable, that allow utilities, comms, air and externally generated heat/cold to enter the shelter. The total number of ports or inlets is in black. Some ports are specific to a use - for instance a **water** inlet may involve a hose or water pipe coupling and **power** tends to be quite small and lower down for sockets and around the eaves for lighting. The largest **HVAC** port could be used for any pipes or cabling you want to enter the shelter but is large to allow externally powered air, either as circulating ambient air, heated or cooled. Air vents are different as they are 'passive' and tend to be a meshed opening above the doors and not suitable as an inlet port which are otherwise set low to the ground and often adjacent the corners.

**ROOF TRANSLUSCENT OPAQUE:**

Some shelters have a clear or white roof which lets plenty of light in like this Canadian Tulmar model. Others are opaque and may require more internal lighting but most offer the option of translucent/clear or opaque.



**BRANDING HEATER LIGHTING PUMP:** Almost always an option rather than part of the price though some will provide a hand pump as standard and this is a last resort, slow erection method but it is at least , infallible.

**OTHER COLOURS:** Colours available in addition to the one shown.


# RESCUER



PRE-HOSPITAL EMS



Fast Pack Sack



# FAST DEPLOYING EMERGENCY SHELTER

1. CARRY



2. INFLATE



3. OPERATE



## Removable floor

Place shelter over casualty. 3 points of access. Multi use floor.

## Lone Responder deployable

Carry, inflate, operate and repack.

## Structured for hands free operation

Strong and durable. Fits a stretcher. Reusable.

## Protect from exposure

Privacy & dignity. Ripstop shell waterproof 8000mm HH. Operating range from -50°C to +60°C and SPF 30. Mosquito nets. Air flow controls.

## Operational in ~ 1 minute

With time of the essence, medics need to quickly control the environment.

## CARRY SIZE

H 60cm | 23.6"  
W 30cm | 11.81"  
D 20cm | 7.87"

## CARRY WEIGHT

**Shelter & Fast Pack Sack**  
7kg | 15.5lbs  
**Backpack & Pump**  
3.2kg | 7.05 lbs

## OPERATING ROOM

H 1.2m | 3.93ft  
W 1.6m | 5.24ft  
D 2.6m | 8.53ft

## DESIGNED TO TREAT

- Reusable
- Inflates in < 1 minute
- Exposure Protection
- Removable Floor

[www.rigloo-rs.com](http://www.rigloo-rs.com) [info@rigloo-rs.com](mailto:info@rigloo-rs.com)

Rigloo Ltd, 4/41 Burnblea Street, Hamilton, UK, ML3 6RF













A NEW APPROACH TO CASUALTY CARE





# EMERGENCY SHELTERS

<b>AIRQUEE</b>	<b>AIRQUEE</b>	<b>AIRQUEE</b>	<b>AIRQUEE</b>	<b>AIRQUEE</b>
Light Frame 2	Airtight Frame 3	Airtight Frame 4	INFLATABLE SHELTER	INFLATABLE SHELTER
AQ7364	AQ5109	AQ6780	AQ2229	AQ2621
00mins	00mins	00mins	00mins	00mins
£18 \$00 €00	£5318 \$00 €00	£11337 \$00 €00	£3234 \$00 €00	£4194 \$00 €00
5kg / 00lb	190kg / 00lb	419kg / 00lb	251kg / 00lb	360kg / 00lb
??/?	??/?	??/?	??/?	??/?
L / 00CuFt	00L / 00CuFt	00L / 00CuFt	00L / 00CuFt	00L / 00CuFt
1.1m / 00'00'	8 1.8 m / 26.2 00'	10.07 1.6 m / 35.1 00'	9 1m / 29.5 00'	9.95 1.4m / 32.6 00'
9 m / 18.4 00'	5.6 0.9 m / 18.4 00'	6.45 1.3 m / 21.2 00'	6.5 1.2m / 21.3 00'	8 1.2m / 26.2 00'
9.9 m / 9.4 00'	2.9 0.9 m / 9.5 00'	4.45 1.3m / 14.6 00'	3.3 1m / 10.8 00'	4.3 1.2m / 14.1 00'
sqm / 00sqft	00sqm / 00sqft	00sqm / 00sqft	00sqm / 00sqft	00sqm / 00sqft
Repair kit, delivery hose,pegs/cord and Valise.	Includes Repair kit, delivery hose,pegs/cord and Valise.	Includes Repair kit, delivery hose,pegs/cord and Valise.	Includes Repair kit, delivery hose,pegs/cord and Valise.	Includes Repair kit, delivery hose,pegs/cord and Valise.
airquee.com	airquee.com	airquee.com	airquee.com	airquee.com
<b>AIRSHELTA</b>	<b>AIRSHELTA</b>	<b>AIRSHELTA</b>	<b>AIRSHELTA</b>	<b>AIRSHELTA</b>
Dock Pod	Airepod	Carpod	Carpod Lg	Cubicle Shelter
00	00	00	00	00
<2mins	2mins	2-3mins	4-5mins	<5mins
£00 \$00 €00	£00 \$00 €00	£00 \$00 €00	£00 \$00 €00	£00 \$00 €00
2kg / 82lb	37kg / 110lb	45kg / 99lb	50kg / 110lb	52kg / 200lb
coated nylon neoprene tubes	PU-coated nylon neoprene tubes	PU-coated nylon neoprene tubes	PU-coated nylon neoprene tubes	PU-coated nylon neoprene tubes
L / 00CuFt	00L / 00CuFt	00L / 00CuFt	00L / 00CuFt	00L / 00CuFt
5m / 10.5 1.8'	5 0.6m / 16.4 2'	5 0.6m / 16.4 2'	5 0.7m / 16.4 00'	6.5 0.9m / 00 00'
5m / 10.5 1.8'	3.2 0.55m / 10.5 1.8'	4 0.6m / 13.1 2'	5 0.65m / 16.4 2.1'	4.5 0.7m / 00 00'
5m / 8.5 1.6'	2.6 0.5m / 8.5 1.6'	2.6 0.5m / 8.5 1.6'	2.6 0.5m / 8.5 1.6'	2.8 0.5m / 00 00'
sqm / 00sqft	16sqm / 00sqft	22sqm / 00sqft	25sqm / 00sqft	29sqm / 00sqft
240/110v blower required. Inc Repair kit, ,pegs/cord and Valise. Option- water-fillable skirt	240/110v blower required. Inc Repair kit, ,pegs/cord and Valise. Option- water-fillable skirt	240/110v blower required. Inc Repair kit, ,pegs/cord and Valise. Option- water-fillable skirt	240/110v blower required. Inc Repair kit, ,pegs/cord and Valise. Option- water-fillable skirt	240/110v blower required. Inc Repair kit, ,pegs/cord/Valise. 3x cubicles. Option- water-fillable skirt
airesheltana.com	aireshelta.com airesheltana.com	aireshelta.com airesheltana.com	aireshelta.com airesheltana.com	aireshelta.com airesheltana.com

<b>IMAGES NOT TO SCALE</b> <b>Construction</b> <span style="color: #8B4513;">■</span> PNEUMATIC/PUMP- INFLATE & FORGET <span style="color: #DC143C;">■</span> POWERED FAN -CONTINUAL INFLATION <span style="color: #008000;">■</span> MANUAL - POP-UP FRAME □ □ □ □ =Option				
	<b>COMPANY</b>	<b>EGO</b>	<b>EGO</b>	<b>EGO</b>
	<b>MODEL VARIANT</b>	EU30-T	EU45-T	EU60-T
	<b>PRODUCT CODE</b>	-	-	-
	<b>ORIGIN</b>			
<b>CONSTRUCTION TIME-to-ERECT</b>	<span style="color: #8B4513;">■</span> 3mins	<span style="color: #8B4513;">■</span> 4mins	<span style="color: #8B4513;">■</span> 6mins	
<b>COST inc tax / VAT</b>	£00 \$00 €00	£00 \$00 €00	£00 \$00 €00	
<b>WEIGHT - Shelter-Only</b>	160kg / 352lb	200kg / 327lb	260kg / 572lb	
<b>MATERIALS FIRE-RESISTANT WATERPROOF</b>	PVC-coated 650g/m <span style="color: #8B4513;">■</span> <span style="color: #008000;">■</span>	PVC-coated 650g/m <span style="color: #8B4513;">■</span> <span style="color: #008000;">■</span>	PVC-coated 650g/m <span style="color: #8B4513;">■</span> <span style="color: #008000;">■</span>	
<b>AIR VOLUME</b>	n/a	n/a	n/a	
<b>LENGTH DEPLOYED / PACKED</b>	5.6 00m / 18.4 00'	8.25 00m / 27.2 00'	10.9 00m / 35.8 00'	
<b>WIDTH DEPLOYED / PACKED</b>	6 00m / 19.7 00'	6 00m / 19.7 00'	6 00m / 19.7 00'	
<b>HEIGHT DEPLOYED / PACKED</b>	3.1 00m / 10.1 00'	3.1 00m / 10.1 00'	3.1 00m / 10.1 00'	
<b>AREA: -DETACHABLE FIXED FLOOR</b>	30sqm / 645.8sqft □	45sqm / 495sqft □	60sqm / 645.8sqft □	
<b>ENTRANCES Zip Velcro Tie</b>	2 <span style="color: #8B4513;">■</span> <span style="color: #DC143C;">■</span> <span style="color: #008000;">■</span>	4 <span style="color: #8B4513;">■</span> <span style="color: #DC143C;">■</span> <span style="color: #008000;">■</span>	2-4 <span style="color: #8B4513;">■</span> <span style="color: #DC143C;">■</span> <span style="color: #008000;">■</span>	
<b>WINDOWS Clear Mesh Opens</b>	0-2 <span style="color: #8B4513;">■</span> <span style="color: #DC143C;">■</span> <span style="color: #008000;">■</span>	0-4 <span style="color: #8B4513;">■</span> <span style="color: #DC143C;">■</span> <span style="color: #008000;">■</span>	2-4 <span style="color: #8B4513;">■</span> <span style="color: #DC143C;">■</span> <span style="color: #008000;">■</span>	
<b>CONNECTABLE Stakes Guys Skirt</b>	■ - ■ -	■ ■ -	■ - ■ -	
<b>PORTS Vent Power Water Heater</b>	2 2 <span style="color: #008000;">■</span> 0 <span style="color: #8B4513;">■</span> 0 <span style="color: #DC143C;">■</span> 2 <span style="color: #DC143C;">■</span>	4 2 <span style="color: #008000;">■</span> 0 <span style="color: #8B4513;">■</span> 0 <span style="color: #DC143C;">■</span> 2 <span style="color: #DC143C;">■</span>	4 0 <span style="color: #008000;">■</span> 0 <span style="color: #8B4513;">■</span> 0 <span style="color: #DC143C;">■</span> 4 <span style="color: #DC143C;">■</span>	
<b>TRANSLUSCENT OPAQUE ROOF PRV</b>	■ □	■ □	■ □	
<b>BRANDING HEATER LIGHTING PUMP</b>	□ □ □	□ □ □	□ □ □	
<b>OTHER COLOURS</b>	<span style="color: #008000;">■</span>	<span style="color: #008000;">■</span>	<span style="color: #008000;">■</span>	
<b>NOTES</b>	Includes Repair kit, hammer, pegs/cord and Valise. NB: ES, EZ & EL ranges discontinued.	Includes Repair kit, hammer, pegs/cord and Valise.	Includes Repair kit, hammer, pegs/cord and Valise.	
<b>WEBSITE</b>	ego-rescue.com	ego-rescue.com	ego-rescue.com	
<b>IMAGES NOT TO SCALE</b> <b>Construction</b> <span style="color: #8B4513;">■</span> PNEUMATIC/PUMP- INFLATE & FORGET <span style="color: #DC143C;">■</span> POWERED FAN -CONTINUAL INFLATION <span style="color: #008000;">■</span> MANUAL - POP-UP FRAME □ □ □ □ =Option				
	<b>COMPANY</b>	<b>IC BRINDLE</b>	<b>IC BRINDLE</b>	<b>IC BRINDLE</b>
	<b>MODEL VARIANT</b>	ICB33	ICB34	ICB44
	<b>PRODUCT CODE</b>	00	00	00
	<b>ORIGIN</b>			
<b>CONSTRUCTION TIME-to-ERECT</b>	<span style="color: #8B4513;">■</span> 00mins	<span style="color: #8B4513;">■</span> 00mins	<span style="color: #8B4513;">■</span> 00mins	
<b>COST inc tax / VAT</b>	£1200 \$00 €00	£00 \$00 €00	£00 \$00 €00	
<b>WEIGHT - Shelter-Only</b>	60kg / 00lb	64kg / 00lb	94kg / 00lb	
<b>MATERIALS FIRE-RESISTANT WATERPROOF</b>	550D PU-coated poly. 630g PVC coated Polyester <span style="color: #8B4513;">■</span> <span style="color: #008000;">■</span>	550D PU-coated poly. 630g PVC coated Polyester <span style="color: #8B4513;">■</span> <span style="color: #008000;">■</span>	550D PU-coated poly. 630g PVC coated Polyester <span style="color: #8B4513;">■</span> <span style="color: #008000;">■</span>	
<b>AIR VOLUME</b>	00L / 00CuFt	00L / 00CuFt	00L / 00CuFt	
<b>LENGTH DEPLOYED / PACKED</b>	3 00m / 9.85 00'	3 00m / 9.85 00'	4 00m / 13.1 00'	
<b>WIDTH DEPLOYED / PACKED</b>	3 00m / 9.85 00'	4 00m / 13.1 00'	4 00m / 13.1 00'	
<b>HEIGHT DEPLOYED / PACKED</b>	2.6 00m / 8.5 00'	2.6 00m / 8.5 00'	2.7 00m / 8.9 00'	
<b>AREA: -DETACHABLE FIXED FLOOR</b>	7.5-9sqm / 80-97sqft	10.5-12sqm / 113-129sqft	14-16sqm / 150-172sqft	
<b>ENTRANCES Zip Velcro Tie</b>	1 <span style="color: #8B4513;">■</span> <span style="color: #DC143C;">■</span> <span style="color: #008000;">■</span>	1 <span style="color: #8B4513;">■</span> <span style="color: #DC143C;">■</span> <span style="color: #008000;">■</span>	2 <span style="color: #8B4513;">■</span> <span style="color: #DC143C;">■</span> <span style="color: #008000;">■</span>	
<b>WINDOWS Clear Mesh Opens</b>	2 <span style="color: #8B4513;">■</span> <span style="color: #DC143C;">■</span> -	2 <span style="color: #8B4513;">■</span> <span style="color: #DC143C;">■</span> -	2 <span style="color: #8B4513;">■</span> <span style="color: #DC143C;">■</span> -	
<b>CONNECT Stakes Guys Skirt</b>	■ <span style="color: #8B4513;">■</span> <span style="color: #DC143C;">■</span> <span style="color: #008000;">■</span>	■ <span style="color: #8B4513;">■</span> <span style="color: #DC143C;">■</span> <span style="color: #008000;">■</span>	■ <span style="color: #8B4513;">■</span> <span style="color: #DC143C;">■</span> <span style="color: #008000;">■</span>	
<b>PORTS Vent Power Water Heater</b>	4 2 <span style="color: #008000;">■</span> 0 <span style="color: #8B4513;">■</span> 0 <span style="color: #DC143C;">■</span> 2 <span style="color: #DC143C;">■</span>	4 2 <span style="color: #008000;">■</span> 0 <span style="color: #8B4513;">■</span> 0 <span style="color: #DC143C;">■</span> 2 <span style="color: #DC143C;">■</span>	4 2 <span style="color: #008000;">■</span> 0 <span style="color: #8B4513;">■</span> 0 <span style="color: #DC143C;">■</span> 2 <span style="color: #DC143C;">■</span>	
<b>TRANSLUSCENT OPAQUE ROOF PRV</b>	■ □ ■	■ □ ■	■ □ ■	
<b>BRANDING HEATER LIGHTING</b>	□ □ □	□ □ □	□ □ □	
<b>OTHER COLOURS</b>	<span style="color: #008000;">■</span> <span style="color: #0000FF;">■</span> <span style="color: #FF0000;">■</span> <span style="color: #FFA500;">■</span> <span style="color: #FFFF00;">■</span>	<span style="color: #008000;">■</span> <span style="color: #0000FF;">■</span> <span style="color: #FF0000;">■</span> <span style="color: #FFA500;">■</span> <span style="color: #FFFF00;">■</span>	<span style="color: #008000;">■</span> <span style="color: #0000FF;">■</span> <span style="color: #FF0000;">■</span> <span style="color: #FFA500;">■</span> <span style="color: #FFFF00;">■</span>	
<b>NOTES</b>	4x Lift & Shift handles. Inc. Repair kit, pegs/cord and Valise.	4x Lift & Shift handles. Inc. Repair kit, pegs/cord and Valise.	4x Lift & Shift handles. Inc. Repair kit, pegs/cord and Valise.	
<b>WEBSITE</b>	icbrindle.com	icbrindle.com	icbrindle.com	

## PERFECT FOR MOBILE COMMAND SHELTER

Setup is quick and easy. The shelter inflates in less than five minutes.

### PRODUCT INFO & SPECS

Tulmar's inflatable shelter system was developed to meet the requirements of emergency responders who required rapidly deployable shelters. The modular design allows canopies, end walls and floors to be easily detached for repair or replacement. Interconnect panels are available to join multiple shelters for custom configurations. Can be erected in less than five minutes—simply unpack from valise and inflate.

Shelter Footprint	Interior Square Footage	Packed Dimensions	Weight
3.7 M X 4.6 M	17 sq M	61 cm X 61 cm X 135 cm	102 kg
12 FT X 15 FT	180 sq FT	24 in X 24 in X 52 in	225 lbs
4.5 M X 6.1 M	27.5 sq M	71 cm X 71 cm X 152 cm	168 kg
15 FT X 20 FT	300 sq FT	28 in X 28 in X 60 in	370 lbs

Material is rated to operate from -30C - 60C to -22F -140F

The exposed parts of the Tulmar shelter are constructed with anti-fungus, anti-mildew, antibacterial and antimicrobial treatments.

The interior structure is made with anti-mildew and anti-fungal material. This preserves the integrity of the shelter.



IMAGES NOT TO SCALE					
<b>Construction</b> <span style="color:blue">■</span> PNEUMATIC/PUMP- INFLATE & FORGET <span style="color:red">■</span> POWERED FAN -CONTINUAL INFLATION <span style="color:green">■</span> MANUAL - POP-UP FRAME □□□□ =Option AREA in <i>ITALICS</i> = internal floor space					
COMPANY		<b>IC BRINDLE</b>	<b>IC BRINDLE</b>	<b>IC BRINDLE</b>	<b>IC BRINDLE</b>
MODEL VARIANT		ICB45	ICB56	ICB58	ICB60
PRODUCT CODE		00	00	00	00
ORIGIN					
CONSTRUCTION TIME-to-ERECT		<span style="color:blue">■</span> <b>00mins</b>	<span style="color:blue">■</span> <b>00mins</b>	<span style="color:blue">■</span> <b>00mins</b>	<span style="color:blue">■</span> <b>00mins</b>
COST inc tax / VAT		<b>£00 \$00 €00</b>	<b>£00 \$00 €00</b>	<b>£00 \$00 €00</b>	<b>£00 \$00 €00</b>
WEIGHT - Shelter-Only		<b>97kg / 00lb</b>	<b>100kg / 00lb</b>	<b>120kg / 00lb</b>	<b>130kg / 00lb</b>
MATERIALS - ROOF/ WALLS FLOOR FIRE-RESISTANT WATERPROOF		<b>550D PU-coated poly. 630g PVC coated Polyester</b>	<b>550D PU-coated poly. 630g PVC coated Polyester</b>	<b>550D PU-coated poly. 630g PVC coated Polyester</b>	<b>550D PU-coated poly. 630g PVC coated Polyester</b>
AIR VOLUME		<b>00L / 00CuFt</b>	<b>00L / 00CuFt</b>	<b>00L / 00CuFt</b>	<b>00L / 00CuFt</b>
LENGTH DEPLOYED / PACKED		<b>4 00m / 13.1 00'</b>	<b>5 00m / 16.4 00'</b>	<b>5 00m / 16.4 00'</b>	<b>6 00m / 19.7 00'</b>
WIDTH DEPLOYED / PACKED		<b>5 00m / 16.4 00'</b>	<b>6 00m / 19.7 00'</b>	<b>8 00m / 26.25 00'</b>	<b>8 00m / 26.25 00'</b>
HEIGHT DEPLOYED / PACKED		<b>2.7 00m / 8.9 00'</b>	<b>2.8 00m / 9.2 00'</b>	<b>3 00m / 9.85 00'</b>	<b>3 00m / 9.85 00'</b>
AREA: -DETACHABLE/FIXED FLOOR		<b>17.8-20sqm / 191-215sqft</b>	<b>27-30sqm / 290-323sqft</b>	<b>36.7-40sqm / 395-430sqft</b>	<b>44-48sqm / 473-518sqft</b>
DOORS FULL-SPAN Zip Velcro Tie		<b>2</b> <span style="color:blue">■</span> <span style="color:red">■</span> <span style="color:green">■</span>	<b>2</b> <span style="color:blue">■</span> <span style="color:red">■</span> <span style="color:green">■</span>	<b>2</b> <span style="color:blue">■</span> <span style="color:red">■</span> <span style="color:green">■</span>	<b>2</b> <span style="color:blue">■</span> <span style="color:red">■</span> <span style="color:green">■</span>
WINDOWS Clear Mesh Opens		<b>2-6</b> <span style="color:blue">■</span> <span style="color:red">■</span> <span style="color:green">■</span>	<b>2-8</b> <span style="color:blue">■</span> <span style="color:red">■</span> <span style="color:green">■</span>	<b>2-9</b> <span style="color:blue">■</span> <span style="color:red">■</span> <span style="color:green">■</span>	<b>0</b> <span style="color:blue">■</span> <span style="color:red">■</span> <span style="color:green">■</span>
CONNECTABLE Stakes Guys Skirt		<span style="color:black">■</span> <span style="color:blue">■</span> <span style="color:red">■</span> <span style="color:green">■</span>	<span style="color:black">■</span> <span style="color:blue">■</span> <span style="color:red">■</span> <span style="color:green">■</span>	<span style="color:black">■</span> <span style="color:blue">■</span> <span style="color:red">■</span> <span style="color:green">■</span>	<span style="color:black">■</span> <span style="color:blue">■</span> <span style="color:red">■</span> <span style="color:green">■</span>
PORTS Vent Power Water HVAC		<b>4</b> <span style="color:blue">■</span> <span style="color:red">■</span> <span style="color:green">■</span> <span style="color:orange">■</span> <span style="color:purple">■</span> <span style="color:yellow">■</span>	<b>4</b> <span style="color:blue">■</span> <span style="color:red">■</span> <span style="color:green">■</span> <span style="color:orange">■</span> <span style="color:purple">■</span> <span style="color:yellow">■</span>	<b>4</b> <span style="color:blue">■</span> <span style="color:red">■</span> <span style="color:green">■</span> <span style="color:orange">■</span> <span style="color:purple">■</span> <span style="color:yellow">■</span>	<b>4</b> <span style="color:blue">■</span> <span style="color:red">■</span> <span style="color:green">■</span> <span style="color:orange">■</span> <span style="color:purple">■</span> <span style="color:yellow">■</span>
TRANSLUSCENT OPAQUE ROOF PRV		<span style="color:black">■</span> <span style="color:blue">■</span> <span style="color:red">■</span> <span style="color:green">■</span>	<span style="color:black">■</span> <span style="color:blue">■</span> <span style="color:red">■</span> <span style="color:green">■</span>	<span style="color:black">■</span> <span style="color:blue">■</span> <span style="color:red">■</span> <span style="color:green">■</span>	<span style="color:black">■</span> <span style="color:blue">■</span> <span style="color:red">■</span> <span style="color:green">■</span>
BRANDING HEATER LIGHTING PUMP		<span style="color:black">■</span> <span style="color:blue">■</span> <span style="color:red">■</span> <span style="color:green">■</span>	<span style="color:black">■</span> <span style="color:blue">■</span> <span style="color:red">■</span> <span style="color:green">■</span>	<span style="color:black">■</span> <span style="color:blue">■</span> <span style="color:red">■</span> <span style="color:green">■</span>	<span style="color:black">■</span> <span style="color:blue">■</span> <span style="color:red">■</span> <span style="color:green">■</span>
OTHER COLOURS		<span style="color:green">■</span> <span style="color:blue">■</span> <span style="color:red">■</span> <span style="color:orange">■</span> <span style="color:purple">■</span> <span style="color:yellow">■</span>	<span style="color:green">■</span> <span style="color:blue">■</span> <span style="color:red">■</span> <span style="color:orange">■</span> <span style="color:purple">■</span> <span style="color:yellow">■</span>	<span style="color:green">■</span> <span style="color:blue">■</span> <span style="color:red">■</span> <span style="color:orange">■</span> <span style="color:purple">■</span> <span style="color:yellow">■</span>	<span style="color:green">■</span> <span style="color:blue">■</span> <span style="color:red">■</span> <span style="color:orange">■</span> <span style="color:purple">■</span> <span style="color:yellow">■</span>
NOTES		4x Lift & Shift handles. Inc. Repair kit, pegs/cord and Valise.	14x Lift & Shift handles. Inc. Repair kit, pegs/cord and Valise.	14x Lift & Shift handles. Inc. Repair kit, pegs/cord and Valise.	14x Lift & Shift handles. Inc. Repair kit, pegs/cord and Valise.
WEBSITE		<b>icbrindle.com</b>	<b>icbrindle.com</b>	<b>icbrindle.com</b>	<b>icbrindle.com</b>
IMAGES NOT TO SCALE					
<b>Construction</b> <span style="color:blue">■</span> PNEUMATIC/PUMP- INFLATE & FORGET <span style="color:red">■</span> POWERED FAN -CONTINUAL INFLATION <span style="color:green">■</span> MANUAL - POP-UP FRAME □□□□ =Option AREA in <i>ITALICS</i> = internal floor space					
COMPANY		<b>LANCO</b>	<b>LANCO</b>	<b>LANCO</b>	<b>LANCO</b>
MODEL VARIANT		<b>Inflatable Rescue Tent</b>	<b>Inflatable Rescue Tent</b>	<b>Inflatable Rescue Tent</b>	<b>Inflatable Rescue Tent</b>
PRODUCT CODE		ARZ30	ARZ40	ARZ50	ARZ60
ORIGIN					
CONSTRUCTION TIME-to-ERECT		<span style="color:blue">■</span> <b>1.5-3mins</b>	<span style="color:blue">■</span> <b>2-4mins</b>	<span style="color:blue">■</span> <b>2-4mins</b>	<span style="color:blue">■</span> <b>2-4mins</b>
COST inc tax / VAT		<b>£00 \$00 €00</b>	<b>£00 \$00 €00</b>	<b>£00 \$00 €00</b>	<b>£00 \$00 €00</b>
WEIGHT - Shelter-Only		<b>103kg / 227lb</b>	<b>124kg / 273lb</b>	<b>142kg / 313lb</b>	<b>173kg / 381lb</b>
MATERIALS - ROOF/ WALLS FLOOR FIRE-RESISTANT WATERPROOF		<b>240 &amp; 530g/m<sup>2</sup> PVC-coated Polyester</b>	<b>240 &amp; 530g/m<sup>2</sup> PVC-coated Polyester</b>	<b>240 &amp; 530g/m<sup>2</sup> PVC-coated Polyester</b>	<b>240 &amp; 530g/m<sup>2</sup> PVC-coated Polyester</b>
AIR VOLUME		<b>00L / 00CuFt</b>	<b>00L / 00CuFt</b>	<b>00L / 00CuFt</b>	<b>00L / 00CuFt</b>
LENGTH DEPLOYED / PACKED		<b>5.72 1.13m / 18.8 3.7'</b>	<b>7.5 1.2m / 24.6 4'</b>	<b>9.38 1.63m / 30.8 5.3'</b>	<b>11.21 1.8m / 36.9 5.9'</b>
WIDTH DEPLOYED / PACKED		<b>5.5 0.75m / 18 2.5'</b>	<b>5.5 0.9m / 18 3'</b>	<b>5.5 0.45m / 18 1.5'</b>	<b>5.5 0.75m / 18 2.5'</b>
HEIGHT DEPLOYED / PACKED		<b>2-2.95 0.65m / 6.5-9.7 2.1'</b>	<b>2-2.95 0.6m / 6.5-9.7 2'</b>	<b>2-2.95 0.45m / 6.5-9.7 1.5'</b>	<b>2-2.95 0.45m / 6.5-9.7 1.5'</b>
AREA: -DETACHABLE/FIXED FLOOR		<b>31sqm / 0sqft</b>	<b>41sqm / 0sqft</b>	<b>51sqm / 0sqft</b>	<b>61sqm / 0sqft</b>
DOORS FULL-SPAN Zip Velcro Tie		<b>1</b> <span style="color:blue">■</span> <span style="color:red">■</span> <span style="color:green">■</span>	<b>1-2</b> <span style="color:blue">■</span> <span style="color:red">■</span> <span style="color:green">■</span>	<b>1-2</b> <span style="color:blue">■</span> <span style="color:red">■</span> <span style="color:green">■</span>	<b>1-2</b> <span style="color:blue">■</span> <span style="color:red">■</span> <span style="color:green">■</span>
WINDOWS Clear Mesh Opens		<b>0 to 6</b> <span style="color:blue">■</span> <span style="color:red">■</span> <span style="color:green">■</span>	<b>0 to 8</b> <span style="color:blue">■</span> <span style="color:red">■</span> <span style="color:green">■</span>	<b>0 to 10</b> <span style="color:blue">■</span> <span style="color:red">■</span> <span style="color:green">■</span>	<b>0 to 12</b> <span style="color:blue">■</span> <span style="color:red">■</span> <span style="color:green">■</span>
CONNECT Stakes Guys Skirt		<span style="color:black">■</span> <span style="color:blue">■</span> <span style="color:red">■</span> <span style="color:green">■</span>	<span style="color:black">■</span> <span style="color:blue">■</span> <span style="color:red">■</span> <span style="color:green">■</span>	<span style="color:black">■</span> <span style="color:blue">■</span> <span style="color:red">■</span> <span style="color:green">■</span>	<span style="color:black">■</span> <span style="color:blue">■</span> <span style="color:red">■</span> <span style="color:green">■</span>
PORTS Vent Power Water HVAC		<b>4</b> <span style="color:blue">■</span> <span style="color:red">■</span> <span style="color:green">■</span> <span style="color:orange">■</span> <span style="color:purple">■</span> <span style="color:yellow">■</span>	<b>4</b> <span style="color:blue">■</span> <span style="color:red">■</span> <span style="color:green">■</span> <span style="color:orange">■</span> <span style="color:purple">■</span> <span style="color:yellow">■</span>	<b>0</b> <span style="color:blue">■</span> <span style="color:red">■</span> <span style="color:green">■</span> <span style="color:orange">■</span> <span style="color:purple">■</span> <span style="color:yellow">■</span>	<b>0</b> <span style="color:blue">■</span> <span style="color:red">■</span> <span style="color:green">■</span> <span style="color:orange">■</span> <span style="color:purple">■</span> <span style="color:yellow">■</span>
TRANSLUSCENT OPAQUE ROOF PRV		<span style="color:black">■</span> <span style="color:blue">■</span> <span style="color:red">■</span> <span style="color:green">■</span>	<span style="color:black">■</span> <span style="color:blue">■</span> <span style="color:red">■</span> <span style="color:green">■</span>	<span style="color:black">■</span> <span style="color:blue">■</span> <span style="color:red">■</span> <span style="color:green">■</span>	<span style="color:black">■</span> <span style="color:blue">■</span> <span style="color:red">■</span> <span style="color:green">■</span>
BRANDING HEATER LIGHTING PUMP		<span style="color:black">■</span> <span style="color:blue">■</span> <span style="color:red">■</span> <span style="color:green">■</span>	<span style="color:black">■</span> <span style="color:blue">■</span> <span style="color:red">■</span> <span style="color:green">■</span>	<span style="color:black">■</span> <span style="color:blue">■</span> <span style="color:red">■</span> <span style="color:green">■</span>	<span style="color:black">■</span> <span style="color:blue">■</span> <span style="color:red">■</span> <span style="color:green">■</span>
OTHER COLOURS		<span style="color:black">■</span> <span style="color:blue">■</span> <span style="color:red">■</span> <span style="color:green">■</span> <span style="color:orange">■</span> <span style="color:purple">■</span> <span style="color:yellow">■</span>	<span style="color:black">■</span> <span style="color:blue">■</span> <span style="color:red">■</span> <span style="color:green">■</span> <span style="color:orange">■</span> <span style="color:purple">■</span> <span style="color:yellow">■</span>	<span style="color:black">■</span> <span style="color:blue">■</span> <span style="color:red">■</span> <span style="color:green">■</span> <span style="color:orange">■</span> <span style="color:purple">■</span> <span style="color:yellow">■</span>	<span style="color:black">■</span> <span style="color:blue">■</span> <span style="color:red">■</span> <span style="color:green">■</span> <span style="color:orange">■</span> <span style="color:purple">■</span> <span style="color:yellow">■</span>
NOTES		Inc Repair kit, delivery hose,pegs/cord and Valise, Option for 550g/m <sup>2</sup> tent skin. Lift & shift handles.	Inc Repair kit, delivery hose,pegs/cord and Valise, Option for 550g/m <sup>2</sup> tent skin. Lift & shift handles.	Inc Repair kit, delivery hose,pegs/cord and Valise, Option for 550g/m <sup>2</sup> tent skin. Lift & shift handles.	Inc Repair kit, delivery hose,pegs/cord and Valise, Option for 550g/m <sup>2</sup> tent skin. Lift & shift handles.
WEBSITE		<b>lanco.eu lanco-usa.com</b>	<b>lanco.eu lanco-usa.com</b>	<b>lanco.eu lanco-usa.com</b>	<b>lanco.eu lanco-usa.com</b>

# EMERGENCY SHELTERS



BRINDLE	LANCO	LANCO	LANCO	LANCO
ICB68	Inflatable Rescue Tent	Inflatable Rescue Tent	Inflatable Rescue Tent	Inflatable Rescue Tent
00	ARZ5	ARZ10	ARZ20	ARZ204
00mins	00mins	00mins	1.5-3mins	1.5-3mins
£00 \$00 €00	£00 \$00 €00	£00 \$00 €00	£00 \$00 €00	£00 \$00 €00
35kg / 00lb	32kg / 70.5lb	52kg / 115lb	80kg / 176lb	82kg / 181lb
U-coated poly. coated Polyester	240 & 530g/m <sup>2</sup> PVC-coated Polyester	240 & 530g/m <sup>2</sup> PVC-coated Polyester	240 & 530g/m <sup>2</sup> PVC-coated Polyester	240 & 530g/m <sup>2</sup> PVC-coated Polyester
00L / 00CuFt	00L / 00CuFt	00L / 00CuFt	00L / 00CuFt	00L / 00CuFt
1.7m / 19.7 00'	1.7 0.9m / 5.6 3'	3.2 1m / 10.5 3.28'	4 1.2m / 13.1 4'	3.8 1.2m / 12.5 4'
3.2m / 26.25 00'	3.2 0.6m / 10.5 2'	3.4 0.7m / 11.1 2.3'	5 0.85m / 16.4 2.8'	5.5 0.87m / 18 2.85'
2.3m / 9.85 00'	2.3-2.76 0.46m / 6.5-9 1.5'	2.3-2.76 0.46m / 6.5-9 1.5'	2-2.7 0.55m / 6.5-8.9 1.8'	2-2.95 0.45m / 6.5-9.7 1.5'
473-516sqft	5sqm / 0sqft	10sqm / 0sqft	20sqm / 0sqft	21sqm / 0sqft
1x	1x	1x	1	1
0 or 2	0 or 2	0 to 2	0 to 4	0 to 4
4	4	4	4	4
Inc Repair kit, delivery hose, and Valise. Option for 550g/m <sup>2</sup> tent skin. Lift & shift handles.	Inc Repair kit, delivery hose, and Valise. Option for 550g/m <sup>2</sup> tent skin. Lift & shift handles.	Inc Repair kit, delivery hose, and Valise. Option for 550g/m <sup>2</sup> tent skin. Lift & shift handles.	Inc Repair kit, delivery hose, pegs/cord and Valise. Option for 550g/m <sup>2</sup> tent skin. Lift & shift handles.	Inc Repair kit, delivery hose, pegs/cord and Valise. Option for 550g/m <sup>2</sup> tent skin. Lift & shift handles.
brindle.com	lanco.eu lanco-usa.com	lanco.eu lanco-usa.com	lanco.eu lanco-usa.com	lanco.eu lanco-usa.com



LANCO
Inflatable Rescue Tent
ARZ60
2-4mins
£00 \$00 €00
381.4lb
550g/m <sup>2</sup> PVC-coated Polyester
00L / 00CuFt
63m / 36.8 5.3'
75m / 18 2.5'
15m / 6.5-9.7 1.5'
sqm / 0sqft
1x
0 or 2
4
Inc Repair kit, delivery hose, pegs/cord and Valise. Option for 550g/m <sup>2</sup> tent skin. Lift & shift handles.
lanco-usa.com

**Emergency Pneumatics.**

- 1 4-6 windows**  
Optimum air flow and light
- 2 Removable floor**  
Positioning the tent over the injured is quickly carried out
- 3 Extendable and flexible**  
Velcro collars and detachable entry covers for unlimited docking of other tents
- 4 Barrier-free**  
Easy transport of the injured who are in the lying position
- 5 Patented inside design**  
Securing net in the roof area for attachment of equipment
- 6 Duct opening**  
Cables and heating quickly connected

**More tent for your money!**

With the MT series, Vetter developed a pneumatic quality tent especially tailored to medical applications. Take advantage of the most extensive standard package on the market at an unbeatable price you cannot ignore.

**See the tents for yourself in the 360° multimedia viewing mode at [www.vetter.de](http://www.vetter.de)**

**You get more with the MT 30**

Where Vetter is inclusive, whereas with others you have to pay extra!

**Advantages of over € 1,000:**

Windows:	594.-
Securing net:	499.-
Duct openings:	118.-
<b>Your benefit:</b>	<b>1211.-</b>

**IMAGES NOT TO SCALE**  
**Construction**  
■ PNEUMATIC/PUMP- INFLATE & FORGET  
■ POWERED FAN -CONTINUAL INFLATION  
■ MANUAL - POP-UP FRAME  
    =Option  
**AREA in *ITALICS* = internal floor space**



COMPANY	LANCO		LANCO		LANCO		
MODEL <b>VARIANT</b>	Self Erecting Tent		Self Erecting Tent		Self Erecting Tent		Self E
PRODUCT CODE	AZF29		AZF42		AZF56		
ORIGIN							
CONSTRUCTION <b>TIME-to-ERECT</b>	<span style="color: #8B4513;">■</span> <b>00mins</b>		<span style="color: #8B4513;">■</span> <b>00mins</b>		<span style="color: #8B4513;">■</span> <b>00mins</b>		<span style="color: #8B4513;">■</span>
COST inc tax / VAT	<b>£00 \$00 €00</b>		<b>£00 \$00 €00</b>		<b>£00 \$00 €00</b>		<b>£0</b>
WEIGHT - Shelter-Only	126kg / 278lb		180kg / 397lb		234kg / 516lb		166
MATERIALS - ROOF/ WALLS <b>FLOOR</b> <b>FIRE-RESISTANT WATERPROOF</b>	750g/m²PVC-coated Polyester. Additional Internal alu frame		750g/m²PVC-coated Polyester. Additional Internal alu frame		750g/m²PVC-coated Polyester. Additional Internal alu frame		750g/m²PVC-coated Polyester. Additional
AIR VOLUME	<b>00L / 00CuFt</b>		<b>00L / 00CuFt</b>		<b>00L / 00CuFt</b>		<b>00</b>
LENGTH DEPLOYED / <b>PACKED</b>	5.15 <i>2.1m</i> / 17 <i>7'</i>		7.55 <i>2m</i> / 24.8 <i>6.6'</i>		9.95 <i>00m</i> / 33 <i>00'</i>		5.15
WIDTH DEPLOYED / <b>PACKED</b>	5.6 <i>0.45m</i> / 18.7 <i>1.5'</i>		5.6 <i>0.6m</i> / 18.4 <i>2'</i>		5.6 <i>0.6m</i> / 18.4 <i>2'</i>		6.3 <i>00</i>
HEIGHT DEPLOYED / <b>PACKED</b>	2.2-2.8 <i>0.45m</i> / 7.2-9.2 <i>1.5'</i>		2.2-2.8 <i>0.45m</i> / 7.2-9.2 <i>1.5'</i>		2.2-2.8 <i>0.45m</i> / 7.2-9.2 <i>1.5'</i>		2.4-3.15 <i>0</i>
AREA: - <b>DETACHABLE</b> FIXED FLOOR	29sqm / 312sqft		42sqm / 452sqft		56sqm / 602sqft		33sq
DOORS FULL-SPAN Zip Velcro Tie	2 <span style="color: #8B4513;">■</span> - <span style="color: #008000;">■</span>		2 <span style="color: #8B4513;">■</span> - <span style="color: #008000;">■</span>		2 <span style="color: #8B4513;">■</span> - <span style="color: #008000;">■</span>		2
WINDOWS Clear Mesh Opens	0-4 <span style="color: #8B4513;">■</span> <span style="color: #FF0000;">■</span> -		0-6 <span style="color: #8B4513;">■</span> <span style="color: #FF0000;">■</span> -		0-8 <span style="color: #8B4513;">■</span> <span style="color: #FF0000;">■</span> -		0-4
CONNECTABLE Stakes Guys Skirt	<span style="color: #000000;">■</span> <span style="color: #8B4513;">■</span> <span style="color: #FF0000;">■</span> -		<span style="color: #000000;">■</span> <span style="color: #8B4513;">■</span> <span style="color: #FF0000;">■</span> -		<span style="color: #000000;">■</span> <span style="color: #8B4513;">■</span> <span style="color: #FF0000;">■</span> -		<span style="color: #000000;">■</span>
PORTS Vent Power Water HVAC	12 <span style="color: #008000;">■</span> <span style="color: #000000;">■</span> <span style="color: #8B4513;">■</span> <span style="color: #000000;">■</span> <span style="color: #008000;">■</span> <span style="color: #8B4513;">■</span>		12 <span style="color: #008000;">■</span> <span style="color: #000000;">■</span> <span style="color: #8B4513;">■</span> <span style="color: #000000;">■</span> <span style="color: #008000;">■</span> <span style="color: #8B4513;">■</span>		12 <span style="color: #008000;">■</span> <span style="color: #000000;">■</span> <span style="color: #8B4513;">■</span> <span style="color: #000000;">■</span> <span style="color: #008000;">■</span> <span style="color: #8B4513;">■</span>		12 <span style="color: #008000;">■</span>
TRANSLUSCENT <b>OPAQUE</b> ROOF PRV	<input type="checkbox"/> <input type="checkbox"/>		<input type="checkbox"/> <input type="checkbox"/>		<input type="checkbox"/> <input type="checkbox"/>		
BRANDING <b>HEATER</b> LIGHTING PUMP	<input type="checkbox"/> <input type="checkbox"/> <input type="checkbox"/> <span style="color: #8B4513;">■</span>		<input type="checkbox"/> <input type="checkbox"/> <input type="checkbox"/> <span style="color: #8B4513;">■</span>		<input type="checkbox"/> <input type="checkbox"/> <input type="checkbox"/> <span style="color: #8B4513;">■</span>		<input type="checkbox"/>
OTHER COLOURS	<span style="color: #008000;">■</span> <span style="color: #8B4513;">■</span>		<span style="color: #008000;">■</span> <span style="color: #8B4513;">■</span>		<span style="color: #008000;">■</span> <span style="color: #8B4513;">■</span>		
NOTES	Includes Repair kit, delivery hose,pegs/cord and Valise. Elasticated ground stake eyes		Includes Repair kit, delivery hose,pegs/cord and Valise. Elasticated ground stake eyes		Includes Repair kit, delivery hose,pegs/cord and Valise. Elasticated ground stake eyes		Includes f hose,peg Elasticated
WEBSITE	lanco.eu lanco-usa.com		lanco.eu lanco-usa.com		lanco.eu lanco-usa.com		lanco.eu

**IMAGES NOT TO SCALE**  
**Construction**  
■ PNEUMATIC/PUMP- INFLATE & FORGET  
■ POWERED FAN -CONTINUAL INFLATION  
■ MANUAL - POP-UP FRAME  
    =Option  
**AREA in *ITALICS* = internal floor space**



COMPANY	LANCO		LANCO		LANCO		
MODEL <b>VARIANT</b>	Link Hub		Modular Inflatable Tent		modular Inflatable Tent		Inflatable
PRODUCT CODE	AZF6-CT33		AZM8-4		AZM11-6		
ORIGIN							
CONSTRUCTION <b>TIME-to-ERECT</b>	<span style="color: #8B4513;">■</span> <b>00mins</b>		<span style="color: #8B4513;">■</span> <b>00mins</b>		<span style="color: #8B4513;">■</span> <b>00mins</b>		<span style="color: #8B4513;">■</span>
COST inc tax / VAT	<b>£00 \$00 €00</b>		<b>£00 \$00 €00</b>		<b>£00 \$00 €00</b>		<b>£0</b>
WEIGHT - Shelter-Only	223kg / 492lb		566kg / 1248lb		765kg / 1687lb		<b>00</b>
MATERIALS - ROOF/ WALLS <b>FLOOR</b> <b>FIRE-RESISTANT WATERPROOF</b>	750g/m²PVC-coated Polyester. Additional Internal alu frame		700g/m²PVC-coated Polyester. Additional Internal alu frame		700g/m²PVC-coated Polyester. Additional Internal alu frame		750g/m²PVC-coated Polyester. Extern
AIR VOLUME	<b>00L / 00CuFt</b>		<b>00L / 00CuFt</b>		<b>00L / 00CuFt</b>		<b>00</b>
LENGTH DEPLOYED / <b>PACKED</b>	6 <i>00m</i> / 19.7 <i>00'</i>		7.7-12.5 <i>00m</i> / 25-41 <i>00'</i>		16.8-22.2 <i>00m</i> / 55-73 <i>00'</i>		4.83
WIDTH DEPLOYED / <b>PACKED</b>	6 <i>00m</i> / 19.7 <i>00'</i>		8.3 <i>00m</i> / 27.2 <i>00'</i>		11.2 <i>00m</i> / 36.7 <i>00'</i>		5.95 <i>0</i>
HEIGHT DEPLOYED / <b>PACKED</b>	2.15-3.4 <i>00m</i> / 7-11.2 <i>00'</i>		3.16-4.15 <i>00m</i> / 10.4-13.6 <i>00'</i>		4.35-6 <i>00m</i> / 14.3-20 <i>00'</i>		2.2-2.8 <i>0.4</i>
AREA: - <b>DETACHABLE</b> FIXED FLOOR	33sqm / 355sqft		103.75sqm / 1117sqft		248.6sqm / 2676sqft		30sq
DOORS FULL-SPAN Zip Velcro Tie	2 <span style="color: #8B4513;">■</span> - <span style="color: #008000;">■</span>		2-3 <span style="color: #8B4513;">■</span> <span style="color: #FF0000;">■</span> <span style="color: #008000;">■</span>		2 <span style="color: #8B4513;">■</span> <span style="color: #FF0000;">■</span> <span style="color: #008000;">■</span>		1-2
WINDOWS Clear Mesh Opens	0-8 <span style="color: #8B4513;">■</span> <span style="color: #FF0000;">■</span> -		4-5 <span style="color: #8B4513;">■</span> <span style="color: #FF0000;">■</span> -		16 <span style="color: #8B4513;">■</span> <span style="color: #FF0000;">■</span> -		0-4
CONNECT Stakes Guys Skirt	<span style="color: #000000;">■</span> <span style="color: #8B4513;">■</span> <span style="color: #FF0000;">■</span> -		<span style="color: #000000;">■</span> <span style="color: #8B4513;">■</span> <span style="color: #FF0000;">■</span> -		<span style="color: #000000;">■</span> <span style="color: #8B4513;">■</span> <span style="color: #FF0000;">■</span> -		<span style="color: #000000;">■</span>
PORTS Vent Power Water HVAC	12 <span style="color: #008000;">■</span> <span style="color: #000000;">■</span> <span style="color: #8B4513;">■</span> <span style="color: #000000;">■</span> <span style="color: #008000;">■</span> <span style="color: #8B4513;">■</span>		30 <span style="color: #8B4513;">■</span> <span style="color: #8B4513;">■</span> <span style="color: #4B0082;">■</span> <span style="color: #008000;">■</span> <span style="color: #8B4513;">■</span>		0 <span style="color: #008000;">■</span> <span style="color: #000000;">■</span> <span style="color: #8B4513;">■</span> <span style="color: #008000;">■</span> <span style="color: #008000;">■</span> <span style="color: #8B4513;">■</span>		12 <span style="color: #008000;">■</span>
TRANSLUSCENT <b>OPAQUE</b> ROOF PRV	<input type="checkbox"/> <input type="checkbox"/>		<input type="checkbox"/> <input type="checkbox"/>		<input type="checkbox"/> <input type="checkbox"/>		
BRANDING <b>HEATER</b> LIGHTING PUMP	<input type="checkbox"/> <input type="checkbox"/> <input type="checkbox"/> <span style="color: #8B4513;">■</span>		<input type="checkbox"/> <input type="checkbox"/> <input type="checkbox"/>		<input type="checkbox"/> <input type="checkbox"/> <input type="checkbox"/>		<input type="checkbox"/>
OTHER COLOURS	<span style="color: #008000;">■</span> <span style="color: #8B4513;">■</span>		<span style="color: #008000;">■</span> <span style="color: #8B4513;">■</span>		<span style="color: #008000;">■</span> <span style="color: #8B4513;">■</span>		
NOTES	Hub for AZF-series. Includes Repair kit, delivery hose,pegs/cord and Valise.Elasticated ground stake eyes		3 separately erected modules zipped together in 4.8m lengths. min=two end sections minus middle		3 separately erected modules zipped together in 5.4m lengths. min=two end sections minus middle		Includes f hose,peg fram
WEBSITE	lanco.eu lanco-usa.com		lanco.eu lanco-usa.com		lanco.eu lanco-usa.com		lanco.eu



LANCO Directing Tent AZF6-33	LANCO Self Erecting Tent AZF6-48	LANCO Self Erecting Tent AZF6-63
00mins	00mins	00mins
00 \$00 €00	£00 \$00 €00	£00 \$00 €00
0kg / 353lb	229kg / 505lb	00kg / 00lb
PVC-coated Polyester. Internal alu frame	750g/m²PVC-coated Polyester. Additional Internal alu frame	750g/m²PVC-coated Polyester. Additional Internal alu frame
L / 00CuFt	00L / 00CuFt	00L / 00CuFt
00m / 17 00'	7.55 00m / 00 00'	9.95 00m / 33 00'
0m / 20.7 00'	6.3 00m / 20.7 00'	6.3 00m / 20.7 00'
0m / 7.9-10.3 00'	2.4-3.15 00m / 7.9-10.3 00'	2.4-3.15 00m / 7.9-10.3 00'
00sqm / 355sqft	48sqm / 516sqft	63sqm / 678sqft
2 0 0 8	2 0 0 8	2 0 0 8
0-6	0-6	0-8
12 0 2 0 8	12 0 2 0 8	12 0 2 0 8
lanco-usa.com	lanco.eu lanco-usa.com	lanco.eu lanco-usa.com



LANCO Inflatable Tent Ext Frame INX29	LANCO Inflatable Tent Ext Frame INX42	LANCO Inflatable Tent Ext Frame INX56
00mins	00mins	00mins
00 \$00 €00	£00 \$00 €00	£00 \$00 €00
0kg / 00lb	00kg / 00lb	00kg / 00lb
PVC-coated Polyester. Internal alu frame	750g/m²PVC-coated Polyester. External alu frame	750g/m²PVC-coated Polyester. External alu frame
L / 00CuFt	00L / 00CuFt	00L / 00CuFt
00m / 16 00'	7.23 00m / 00 00'	9.63 00m / 00 00'
0m / 19.5 00'	5.95 00m / 19.5 00'	5.95 00m / 19.5 00'
0.45m / 7.2-9.2 1.5'	2.2-2.8 0.45m / 7.2-9.2 1.5'	2.2-2.8 0.45m / 7.2-9.2 1.5'
00sqm / 323sqft	45sqm / 484sqft	59sqm / 635sqft
2 0 0 8	2 0 0 8	2 0 0 8
0-6	0-6	0-8
12 0 2 0 8	12 0 2 0 8	12 0 2 0 8
lanco-usa.com	lanco.eu lanco-usa.com	lanco.eu lanco-usa.com

## COMMERCIAL UAV EXPO

Book early for  
Sept 2026

# DRONES IN ACTION

CURRENT REALITIES & FUTURE FRONTIERS

## DRONES FOR PUBLIC SAFETY & EMERGENCY SERVICES

- Drones as First Responders
- Traffic Accident Reconstruction
- Security and Surveillance
  - Search & Rescue
- Disaster Response

Presented by:  
COMMERCIAL UAV NEWS

Official Association Partner:

COMMERCIAL DRONE ALLIANCE

Co-located event:

DRONE RESPONDERS




Learn more at  
[expouav.com](http://expouav.com)

Produced by **diversified**

IMAGES NOT TO SCALE				
Construction				
<span style="color: #8B4513;">■</span> PNEUMATIC/PUMP- INFLATE & FORGET <span style="color: #DC143C;">■</span> POWERED FAN -CONTINUAL INFLATION <span style="color: #008000;">■</span> MANUAL - POP-UP FRAME <span style="border: 1px solid black; display: inline-block; width: 10px; height: 10px;"></span> <span style="border: 1px solid black; display: inline-block; width: 10px; height: 10px;"></span> <span style="border: 1px solid black; display: inline-block; width: 10px; height: 10px;"></span> <span style="border: 1px solid black; display: inline-block; width: 10px; height: 10px;"></span> =Option				
AREA in <i>ITALICS</i> = internal floor space				
COMPANY	<b>LANCO/ROFI</b>		<b>LANCO/ROFI</b>	
MODEL <b>VARIANT</b>	ROFI Rapid		ROFI Rapid	
PRODUCT CODE	504		506	
ORIGIN				
CONSTRUCTION <b>TIME-to-ERECT</b>	<span style="color: #8B4513;">■</span> <b>00mins</b>		<span style="color: #8B4513;">■</span> <b>00mins</b>	
COST inc tax / VAT	<b>£00 \$00 €00</b>		<b>£00 \$00 €00</b>	
WEIGHT - Shelter-Only	158kg / 00lb		00kg / 00lb	
MATERIALS - ROOF/ WALLS	??/?		??/?	
FLOOR	<span style="color: #8B4513;">■</span> <span style="color: #008000;">■</span>		<span style="color: #8B4513;">■</span> <span style="color: #008000;">■</span>	
FIRE-RESISTANT WATERPROOF	<span style="color: #8B4513;">■</span> <span style="color: #008000;">■</span>		<span style="color: #8B4513;">■</span> <span style="color: #008000;">■</span>	
AIR VOLUME	<b>00L / 00CuFt</b>		<b>00L / 00CuFt</b>	
LENGTH DEPLOYED / PACKED	5 <b>1.6m / 00 00'</b>		00 <b>00m / 00 00'</b>	
WIDTH DEPLOYED / PACKED	4 <b>0.8m / 00 00'</b>		00 <b>00m / 00 00'</b>	
HEIGHT DEPLOYED / PACKED	2.7 <b>0.95m / 00 00'</b>		00 <b>00m / 00 00'</b>	
AREA: -DETACHABLEFIXED FLOOR	20sqm / 0sqft		00sqm / 0sqft	
DOORS FULL-SPAN Zip Velcro Tie	0-4 <span style="color: #8B4513;">■</span> <span style="color: #DC143C;">■</span> <span style="color: #008000;">■</span>		0-6 <span style="color: #8B4513;">■</span> <span style="color: #DC143C;">■</span> <span style="color: #008000;">■</span>	
WINDOWS Clear Mesh Opens	4 <span style="color: #8B4513;">■</span> <span style="color: #DC143C;">■</span> -		0 <span style="color: #8B4513;">■</span> <span style="color: #DC143C;">■</span> <span style="color: #008000;">■</span>	
CONNECTABLE Stakes Guys Skirt	<span style="color: #000000;">■</span> <span style="color: #8B4513;">■</span> <span style="color: #DC143C;">■</span> <span style="color: #008000;">■</span>		<span style="color: #000000;">■</span> <span style="color: #8B4513;">■</span> <span style="color: #DC143C;">■</span> <span style="color: #008000;">■</span>	
PORTS Vent Power Water HVAC	2 <span style="color: #008000;">■</span> <span style="color: #000000;">■</span> <span style="color: #000000;">■</span> <span style="color: #000000;">■</span> 2 <span style="color: #DC143C;">■</span>		0 <span style="color: #008000;">■</span> <span style="color: #000000;">■</span> <span style="color: #000000;">■</span> <span style="color: #000000;">■</span> <span style="color: #000000;">■</span> <span style="color: #DC143C;">■</span>	
TRANSLUSCENT OPAQUE ROOF PRV	- <span style="color: #008000;">■</span> <span style="color: #800080;">■</span>		<span style="border: 1px solid black; display: inline-block; width: 10px; height: 10px;"></span> <span style="color: #008000;">■</span> <span style="color: #800080;">■</span>	
BRANDING HEATER LIGHTING PUMP	<span style="border: 1px solid black; display: inline-block; width: 10px; height: 10px;"></span> <span style="border: 1px solid black; display: inline-block; width: 10px; height: 10px;"></span> <span style="border: 1px solid black; display: inline-block; width: 10px; height: 10px;"></span>		<span style="border: 1px solid black; display: inline-block; width: 10px; height: 10px;"></span> <span style="border: 1px solid black; display: inline-block; width: 10px; height: 10px;"></span> <span style="border: 1px solid black; display: inline-block; width: 10px; height: 10px;"></span>	
OTHER COLOURS	<span style="border: 1px solid black; display: inline-block; width: 10px; height: 10px;"></span> <span style="border: 1px solid black; display: inline-block; width: 10px; height: 10px;"></span>		<span style="color: #8B4513;">■</span> <span style="border: 1px solid black; display: inline-block; width: 10px; height: 10px;"></span>	
NOTES	Includes Repair kit, delivery hose,pegs/cord and Valise.		Includes Repair kit, delivery hose,pegs/cord and Valise.	
WEBSITE	lanco.eu lanco-usa.com		lanco.eu lanco-usa.com	
IMAGES NOT TO SCALE				
Construction				
<span style="color: #8B4513;">■</span> PNEUMATIC/PUMP- INFLATE & FORGET <span style="color: #DC143C;">■</span> POWERED FAN -CONTINUAL INFLATION <span style="color: #008000;">■</span> MANUAL - POP-UP FRAME <span style="border: 1px solid black; display: inline-block; width: 10px; height: 10px;"></span> <span style="border: 1px solid black; display: inline-block; width: 10px; height: 10px;"></span> <span style="border: 1px solid black; display: inline-block; width: 10px; height: 10px;"></span> <span style="border: 1px solid black; display: inline-block; width: 10px; height: 10px;"></span> =Option				
AREA in <i>ITALICS</i> = internal floor space				
COMPANY	<b>MFC INTERNATIONAL</b>		<b>MFC INTERNATIONAL</b>	
MODEL <b>VARIANT</b>	INFLATABLE SHELTER 16		Inflatable Shelter 20	
PRODUCT CODE	SHW/16/001		SHW/20/001	
ORIGIN				
CONSTRUCTION <b>TIME-to-ERECT</b>	<span style="color: #8B4513;">■</span> <b>00mins</b>		<span style="color: #8B4513;">■</span> <b>00mins</b>	
COST inc tax / VAT	<b>£00 \$00 €00</b>		<b>£00 \$00 €00</b>	
WEIGHT - Shelter-Only	58kg / 00lb		68kg / 00lb	
MATERIALS - ROOF/ WALLS	210D HT Nylon. Welded/Taped PU		210D HT Nylon. Welded/Taped PU	
FLOOR	<span style="color: #8B4513;">■</span> <span style="color: #008000;">■</span>		<span style="color: #8B4513;">■</span> <span style="color: #008000;">■</span>	
FIRE-RESISTANT WATERPROOF	<span style="color: #8B4513;">■</span> <span style="color: #008000;">■</span>		<span style="color: #8B4513;">■</span> <span style="color: #008000;">■</span>	
AIR VOLUME	2600L / 00CuFt		2900L / 00CuFt	
LENGTH DEPLOYED / PACKED	4 <b>1.3m / 00 00'</b>		5 <b>1.3m / 00 00'</b>	
WIDTH DEPLOYED / PACKED	4 <b>6.6m / 00 00'</b>		4 <b>6.6m / 00 00'</b>	
HEIGHT DEPLOYED / PACKED	3.53 <b>0.5m / 00 00'</b>		3.53 <b>0.5m / 00 00'</b>	
AREA: -DETACHABLEFIXED FLOOR	14.12sqm / 0sqft		17.65sqm / 0sqft	
DOORS FULL-SPAN Zip Velcro Tie	2x 1.2m <span style="color: #8B4513;">■</span> <span style="color: #DC143C;">■</span> <span style="color: #008000;">■</span>		2x 1.2m <span style="color: #8B4513;">■</span> <span style="color: #DC143C;">■</span> <span style="color: #008000;">■</span>	
WINDOWS Clear Mesh Opens	0 <span style="color: #8B4513;">■</span> <span style="color: #DC143C;">■</span> <span style="color: #008000;">■</span>		2 <span style="color: #8B4513;">■</span> <span style="color: #DC143C;">■</span> <span style="color: #008000;">■</span>	
CONNECT Stakes Guys Skirt	<span style="color: #000000;">■</span> <span style="color: #8B4513;">■</span> <span style="color: #DC143C;">■</span> <span style="color: #008000;">■</span>		<span style="color: #000000;">■</span> <span style="color: #8B4513;">■</span> <span style="color: #DC143C;">■</span> <span style="color: #008000;">■</span>	
PORTS Vent Power Water HVAC	3 <span style="color: #008000;">■</span> <span style="color: #000000;">■</span> <span style="color: #000000;">■</span> <span style="color: #000000;">■</span> 2 <span style="color: #000000;">■</span> <span style="color: #000000;">■</span> 1 <span style="color: #DC143C;">■</span>		3 <span style="color: #008000;">■</span> <span style="color: #000000;">■</span> <span style="color: #000000;">■</span> <span style="color: #000000;">■</span> 2 <span style="color: #000000;">■</span> <span style="color: #000000;">■</span> 1 <span style="color: #DC143C;">■</span>	
TRANSLUSCENT OPAQUE ROOF PRV	<span style="border: 1px solid black; display: inline-block; width: 10px; height: 10px;"></span> <span style="color: #008000;">■</span>		<span style="border: 1px solid black; display: inline-block; width: 10px; height: 10px;"></span> <span style="border: 1px solid black; display: inline-block; width: 10px; height: 10px;"></span> <span style="color: #008000;">■</span>	
BRANDING HEATER LIGHTING PUMP	<span style="border: 1px solid black; display: inline-block; width: 10px; height: 10px;"></span> <span style="border: 1px solid black; display: inline-block; width: 10px; height: 10px;"></span> <span style="border: 1px solid black; display: inline-block; width: 10px; height: 10px;"></span>		<span style="border: 1px solid black; display: inline-block; width: 10px; height: 10px;"></span> <span style="border: 1px solid black; display: inline-block; width: 10px; height: 10px;"></span> <span style="border: 1px solid black; display: inline-block; width: 10px; height: 10px;"></span>	
OTHER COLOURS	[FR= <span style="color: #008000;">■</span> ] <span style="color: #DC143C;">■</span> <span style="color: #000000;">■</span> <span style="color: #FFD700;">■</span>		FR= <span style="color: #008000;">■</span> ] <span style="color: #DC143C;">■</span> <span style="color: #000000;">■</span> <span style="color: #FFD700;">■</span>	
NOTES	Includes Repair kit, delivery hose,pegs/cord and Valise. optional ballast bags,		Includes Repair kit, delivery hose,pegs/cord and Valise. optional ballast bags,	
WEBSITE	mfc-international.com		mfc-international.com	





IMAGES NOT TO SCALE				
<b>Construction</b> <span style="color:blue">■</span> PNEUMATIC/PUMP- INFLATE & FORGET <span style="color:red">■</span> POWERED FAN -CONTINUAL INFLATION <span style="color:green">■</span> MANUAL - POP-UP FRAME □ □ □ □ =Option AREA in <i>ITALICS</i> = internal floor space				
				
<b>COMPANY</b>	<b>MFC INTERNATIONAL</b>	<b>MFC INTERNATIONAL</b>	<b>MFC INTERNATIONAL</b>	
<b>MODEL VARIANT</b>	Inflatable Shelter 30	Inflatable Shelter 36	Inflatable Shelter 51	
<b>PRODUCT CODE</b>	SHW/30/001	SHW/36/001	SHW/51/001	NX
<b>ORIGIN</b>				
<b>CONSTRUCTION TIME-to-ERECT</b>	<span style="color:blue">■</span> 00mins	<span style="color:blue">■</span> 00mins	<span style="color:blue">■</span> 00mins	<span style="color:blue">■</span> 00mins
<b>COST inc tax / VAT</b>	£00 \$00 €00	£00 \$00 €00	£00 \$00 €00	£00 \$00 €00
<b>WEIGHT - Shelter-Only</b>	88kg / 00lb	105kg / 00lb	125kg / 00lb	00kg / 00lb
<b>MATERIALS - ROOF/ WALLS</b>	210D HT Nylon. Welded/Taped PU	210D HT Nylon. Welded/Taped PU	210D HT Nylon. Welded/Taped PU	
<b>FLOOR</b>	<span style="color:blue">■</span> <span style="color:green">■</span>	<span style="color:blue">■</span> <span style="color:green">■</span>	<span style="color:blue">■</span> <span style="color:green">■</span>	<span style="color:blue">■</span> <span style="color:green">■</span>
<b>FIRE-RESISTANT WATERPROOF</b>	<span style="color:blue">■</span> <span style="color:green">■</span>	<span style="color:blue">■</span> <span style="color:green">■</span>	<span style="color:blue">■</span> <span style="color:green">■</span>	<span style="color:blue">■</span> <span style="color:green">■</span>
<b>AIR VOLUME</b>	3700L / 00CuFt	5900L / 00CuFt	8100L / 00CuFt	00L / 00CuFt
<b>LENGTH DEPLOYED / PACKED</b>	6 1.2m / 19.7 3.9'	6 1.3m / 19.7 00'	8.5 1.2m / 27.9 3.9'	4 00m / 13.1 00'
<b>WIDTH DEPLOYED / PACKED</b>	5 0.66m / 16.4 2.2'	5 0.66m / 16.4 2.2'	5 0.66m / 16.4 2.2'	4 00m / 13.1 00'
<b>HEIGHT DEPLOYED / PACKED</b>	2.9 0.41m / 9.5 1.3'	3.1 0.5m / 10.1 1.6'	3.1 0.5m / 10.1 1.6'	00 00m / 00 00'
<b>AREA: -DETACHABLEFIXED FLOOR</b>	27.2sqm / 0sqft	32.04sqm / 0sqft	45.39sqm / 0sqft	00sqm / 0sqft
<b>DOORS FULL-SPAN Zip Velcro Tie</b>	2x 1.2m <span style="color:blue">■</span> <span style="color:red">■</span> <span style="color:green">■</span>	2x 1.2m <span style="color:blue">■</span> <span style="color:red">■</span> <span style="color:green">■</span>	2x 1.2m <span style="color:blue">■</span> <span style="color:red">■</span> <span style="color:green">■</span>	2x <span style="color:blue">■</span> <span style="color:red">■</span> <span style="color:green">■</span>
<b>WINDOWS Clear Mesh Opens</b>	4 <span style="color:blue">■</span> <span style="color:red">■</span> <span style="color:green">■</span>	4 <span style="color:blue">■</span> <span style="color:red">■</span> <span style="color:green">■</span>	4 <span style="color:blue">■</span> <span style="color:red">■</span> <span style="color:green">■</span>	0 <span style="color:blue">■</span> <span style="color:red">■</span> <span style="color:green">■</span>
<b>CONNECTABLE Stakes Guys Skirt</b>	<span style="color:black">■</span> <span style="color:blue">■</span> <span style="color:red">■</span> <span style="color:green">■</span>	<span style="color:black">■</span> <span style="color:blue">■</span> <span style="color:red">■</span> <span style="color:green">■</span>	<span style="color:black">■</span> <span style="color:blue">■</span> <span style="color:red">■</span> <span style="color:green">■</span>	<span style="color:black">■</span> <span style="color:blue">■</span> <span style="color:red">■</span> <span style="color:green">■</span>
<b>PORTS Vent Power Water HVAC</b>	3 <span style="color:green">■</span> <span style="color:red">■</span> <span style="color:blue">■</span> <span style="color:green">■</span> <span style="color:red">■</span> <span style="color:blue">■</span> <span style="color:green">■</span>	3 <span style="color:green">■</span> <span style="color:red">■</span> <span style="color:blue">■</span> <span style="color:green">■</span> <span style="color:red">■</span> <span style="color:blue">■</span> <span style="color:green">■</span>	3 <span style="color:green">■</span> <span style="color:red">■</span> <span style="color:blue">■</span> <span style="color:green">■</span> <span style="color:red">■</span> <span style="color:blue">■</span> <span style="color:green">■</span>	0 <span style="color:green">■</span> <span style="color:red">■</span> <span style="color:blue">■</span> <span style="color:green">■</span> <span style="color:red">■</span> <span style="color:blue">■</span> <span style="color:green">■</span>
<b>TRANSLUSCENT OPAQUE ROOF PRV</b>	<span style="color:black">■</span> <span style="color:green">■</span>	<span style="color:black">■</span> <span style="color:green">■</span>	<span style="color:black">■</span> <span style="color:green">■</span>	<span style="color:black">■</span> <span style="color:green">■</span>
<b>BRANDING HEATER LIGHTING PUMP</b>	<span style="color:black">■</span> <span style="color:red">■</span> <span style="color:green">■</span>	<span style="color:black">■</span> <span style="color:red">■</span> <span style="color:green">■</span>	<span style="color:black">■</span> <span style="color:red">■</span> <span style="color:green">■</span>	<span style="color:black">■</span> <span style="color:red">■</span> <span style="color:green">■</span>
<b>OTHER COLOURS</b>	FR= <span style="color:green">■</span> <span style="color:red">■</span> <span style="color:blue">■</span> <span style="color:green">■</span>	[FR= <span style="color:green">■</span> <span style="color:red">■</span> <span style="color:blue">■</span> <span style="color:green">■</span>	FR= <span style="color:green">■</span> <span style="color:red">■</span> <span style="color:blue">■</span> <span style="color:green">■</span>	
<b>NOTES</b>	Includes Repair kit, delivery hose,pegs/cord and Valise. optional ballast bags,	Includes Repair kit, delivery hose,pegs/cord and Valise. optional ballast bags,	Includes Repair kit, delivery hose,pegs/cord and Valise. optional ballast bags,	Includes Repair kit, delivery hose,pegs/cord and Valise.
<b>WEBSITE</b>	mfc-international.com	mfc-international.com	mfc-international.com	nixus2protect.com
IMAGES NOT TO SCALE				
<b>Construction</b> <span style="color:blue">■</span> PNEUMATIC/PUMP- INFLATE & FORGET <span style="color:red">■</span> POWERED FAN -CONTINUAL INFLATION <span style="color:green">■</span> MANUAL - POP-UP FRAME □ □ □ □ =Option AREA in <i>ITALICS</i> = internal floor space				
<b>COMPANY</b>	<b>NIXUS</b>	<b>NIXUS</b>	<b>NIXUS</b>	
<b>MODEL VARIANT</b>	Quick	Quick	Quick	
<b>PRODUCT CODE</b>	NX-QM4040	NX-QM4060	NX-QM4080	NX
<b>ORIGIN</b>				
<b>CONSTRUCTION TIME-to-ERECT</b>	<span style="color:green">■</span> 00mins	<span style="color:green">■</span> 00mins	<span style="color:green">■</span> 00mins	<span style="color:red">■</span> 00mins
<b>COST inc tax / VAT</b>	£00 \$00 €00	£00 \$00 €00	£00 \$00 €00	£00 \$00 €00
<b>WEIGHT - Shelter-Only</b>	00kg / 00lb	00kg / 00lb	00kg / 00lb	00kg / 00lb
<b>MATERIALS - ROOF/ WALLS</b>	??/?	??/?	??/?	
<b>FLOOR</b>	<span style="color:blue">■</span> <span style="color:green">■</span>	<span style="color:blue">■</span> <span style="color:green">■</span>	<span style="color:blue">■</span> <span style="color:green">■</span>	<span style="color:blue">■</span> <span style="color:green">■</span>
<b>FIRE-RESISTANT WATERPROOF</b>	<span style="color:blue">■</span> <span style="color:green">■</span>	<span style="color:blue">■</span> <span style="color:green">■</span>	<span style="color:blue">■</span> <span style="color:green">■</span>	<span style="color:blue">■</span> <span style="color:green">■</span>
<b>AIR VOLUME</b>	00L / 00CuFt	00L / 00CuFt	00L / 00CuFt	00L / 00CuFt
<b>LENGTH DEPLOYED / PACKED</b>	4 00m / 13.1 00'	4 00m / 13.1 00'	4 00m / 13.1 00'	5.6 00m / 18.4 00'
<b>WIDTH DEPLOYED / PACKED</b>	4 00m / 13.1 00'	6 00m / 19.7 00'	8 00m / 00 00'	4 00m / 13.1 00'
<b>HEIGHT DEPLOYED / PACKED</b>	00 00m / 00 00'	00 00m / 00 00'	00 00m / 00 00'	00 00m / 00 00'
<b>AREA: -DETACHABLEFIXED FLOOR</b>	00sqm / 0sqft	00sqm / 0sqft	00sqm / 0sqft	00sqm / 0sqft
<b>DOORS FULL-SPAN Zip Velcro Tie</b>	0 <span style="color:blue">■</span> <span style="color:red">■</span> <span style="color:green">■</span>	0 <span style="color:blue">■</span> <span style="color:red">■</span> <span style="color:green">■</span>	0 <span style="color:blue">■</span> <span style="color:red">■</span> <span style="color:green">■</span>	0 <span style="color:blue">■</span> <span style="color:red">■</span> <span style="color:green">■</span>
<b>WINDOWS Clear Mesh Opens</b>	0 <span style="color:blue">■</span> <span style="color:red">■</span> <span style="color:green">■</span>	0 <span style="color:blue">■</span> <span style="color:red">■</span> <span style="color:green">■</span>	0 <span style="color:blue">■</span> <span style="color:red">■</span> <span style="color:green">■</span>	0 <span style="color:blue">■</span> <span style="color:red">■</span> <span style="color:green">■</span>
<b>CONNECT Stakes Guys Skirt</b>	<span style="color:black">■</span> <span style="color:blue">■</span> <span style="color:red">■</span> <span style="color:green">■</span>	<span style="color:black">■</span> <span style="color:blue">■</span> <span style="color:red">■</span> <span style="color:green">■</span>	<span style="color:black">■</span> <span style="color:blue">■</span> <span style="color:red">■</span> <span style="color:green">■</span>	<span style="color:black">■</span> <span style="color:blue">■</span> <span style="color:red">■</span> <span style="color:green">■</span>
<b>PORTS Vent Power Water HVAC</b>	0 <span style="color:green">■</span> <span style="color:red">■</span> <span style="color:blue">■</span> <span style="color:green">■</span> <span style="color:red">■</span> <span style="color:blue">■</span> <span style="color:green">■</span>	0 <span style="color:green">■</span> <span style="color:red">■</span> <span style="color:blue">■</span> <span style="color:green">■</span> <span style="color:red">■</span> <span style="color:blue">■</span> <span style="color:green">■</span>	0 <span style="color:green">■</span> <span style="color:red">■</span> <span style="color:blue">■</span> <span style="color:green">■</span> <span style="color:red">■</span> <span style="color:blue">■</span> <span style="color:green">■</span>	0 <span style="color:green">■</span> <span style="color:red">■</span> <span style="color:blue">■</span> <span style="color:green">■</span> <span style="color:red">■</span> <span style="color:blue">■</span> <span style="color:green">■</span>
<b>TRANSLUSCENT OPAQUE ROOF PRV</b>	<span style="color:black">■</span> <span style="color:green">■</span>	<span style="color:black">■</span> <span style="color:green">■</span>	<span style="color:black">■</span> <span style="color:green">■</span>	<span style="color:black">■</span> <span style="color:green">■</span>
<b>BRANDING HEATER LIGHTING PUMP</b>	<span style="color:black">■</span> <span style="color:red">■</span> <span style="color:green">■</span>	<span style="color:black">■</span> <span style="color:red">■</span> <span style="color:green">■</span>	<span style="color:black">■</span> <span style="color:red">■</span> <span style="color:green">■</span>	<span style="color:black">■</span> <span style="color:red">■</span> <span style="color:green">■</span>
<b>OTHER COLOURS</b>				
<b>NOTES</b>	Includes Repair kit, delivery hose,pegs/cord and Valise.	Includes Repair kit, delivery hose,pegs/cord and Valise.	Includes Repair kit, delivery hose,pegs/cord and Valise.	Includes Repair kit, delivery hose,pegs/cord and Valise.
<b>WEBSITE</b>	nixus2protect.com	nixus2protect.com	nixus2protect.com	nixus2protect.com











IMAGES NOT TO SCALE				
Construction				
PNEUMATIC/PUMP- INFLATE & FORGET POWERED FAN -CONTINUAL INFLATION MANUAL - POP-UP FRAME □ □ □ □ =Option AREA in <i>ITALICS</i> = internal floor space				
COMPANY	NIXUS		NIXUS	
MODEL VARIANT	PGK		PGK	
PRODUCT CODE	NX-PGK-60-63		NX-PGK-60-76	
ORIGIN				
CONSTRUCTION TIME-to-ERECT	00mins		00mins	
COST inc tax / VAT	£00 \$00 €00		£00 \$00 €00	
WEIGHT - Shelter-Only	00kg / 00lb		00kg / 00lb	
MATERIALS - ROOF/ WALLS	?/?		?/?	
FLOOR				
FIRE-RESISTANT WATERPROOF				
AIR VOLUME	00L / 00CuFt		00L / 00CuFt	
LENGTH DEPLOYED / PACKED	00 00m / 00 00'		00 00m / 00 00'	
WIDTH DEPLOYED / PACKED	00 00m / 00 00'		00 00m / 00 00'	
HEIGHT DEPLOYED / PACKED	00 00m / 00 00'		00 00m / 00 00'	
AREA: -DETACHABLEFIXED FLOOR	00sqm / 0sqft		00sqm / 0sqft	
DOORS FULL-SPAN Zip Velcro Tie	0		0	
WINDOWS Clear Mesh Opens	0		0	
CONNECTABLE Stakes Guys Skirt				
PORTS Vent Power Water HVAC	0		0	
TRANSLUSCENT OPAQUE ROOF PRV				
BRANDING HEATER LIGHTING PUMP				
OTHER COLOURS				
NOTES	Includes Repair kit, delivery hose,pegs/cord and Valise.		Includes Repair kit, delivery hose,pegs/cord and Valise.	
WEBSITE	nixus2protect.com		nixus2protect.com	
IMAGES NOT TO SCALE				
Construction				
PNEUMATIC/PUMP- INFLATE & FORGET POWERED FAN -CONTINUAL INFLATION MANUAL - POP-UP FRAME □ □ □ □ =Option AREA in <i>ITALICS</i> = internal floor space				
COMPANY	NIXUS		NIXUS	
MODEL VARIANT	Pro		Pro	
PRODUCT CODE	NX-PRO-35-24		NX-PRO-35-24	
ORIGIN				
CONSTRUCTION TIME-to-ERECT	00mins		00mins	
COST inc tax / VAT	£00 \$00 €00		£00 \$00 €00	
WEIGHT - Shelter-Only	00kg / 00lb		00kg / 00lb	
MATERIALS - ROOF/ WALLS	?/?		?/?	
FLOOR				
FIRE-RESISTANT WATERPROOF				
AIR VOLUME	00L / 00CuFt		00L / 00CuFt	
LENGTH DEPLOYED / PACKED	00 00m / 00 00'		00 00m / 00 00'	
WIDTH DEPLOYED / PACKED	00 00m / 00 00'		00 00m / 00 00'	
HEIGHT DEPLOYED / PACKED	00 00m / 00 00'		00 00m / 00 00'	
AREA: -DETACHABLEFIXED FLOOR	00sqm / 0sqft		00sqm / 0sqft	
DOORS FULL-SPAN Zip Velcro Tie	0		0	
WINDOWS Clear Mesh Opens	0		0	
CONNECT Stakes Guys Skirt				
PORTS Vent Power Water HVAC	0		0	
TRANSLUSCENT OPAQUE ROOF PRV				
BRANDING HEATER LIGHTING PUMP				
OTHER COLOURS				
NOTES	Includes Repair kit, delivery hose,pegs/cord and Valise.		Includes Repair kit, delivery hose,pegs/cord and Valise.	
WEBSITE	nixus2protect.com		nixus2protect.com	

# EMERGENCY SHELTERS



NIXUS Pro	NIXUS Pro	NIXUS Pro	NIXUS Pro	NIXUS Pro
NX-PRO-35-24	NX-PRO-35-24	NX-PRO-35-24	NX-PRO-35-24	NX-PRO-35-24
00mins	00mins	00mins	00mins	00mins
00 \$00 €00	£00 \$00 €00	£00 \$00 €00	£00 \$00 €00	£00 \$00 €00
0kg / 00lb	00kg / 00lb	00kg / 00lb	00kg / 00lb	00kg / 00lb
??/?	??/?	??/?	??/?	??/?
L / 00CuFt	00L / 00CuFt	00L / 00CuFt	00L / 00CuFt	00L / 00CuFt
00m / 00 00'	00 00m / 00 00'	00 00m / 00 00'	00 00m / 00 00'	00 00m / 00 00'
00m / 00 00'	00 00m / 00 00'	00 00m / 00 00'	00 00m / 00 00'	00 00m / 00 00'
00m / 00 00'	00 00m / 00 00'	00 00m / 00 00'	00 00m / 00 00'	00 00m / 00 00'
sqm / 0sqft	00sqm / 0sqft	00sqm / 0sqft	00sqm / 0sqft	00sqm / 0sqft
	0	0	0	0
	0	0	0	0
	0	0	0	0
Repair kit, delivery hose,pegs/cord and Valise.	Includes Repair kit, delivery hose,pegs/cord and Valise.	Includes Repair kit, delivery hose,pegs/cord and Valise.	Includes Repair kit, delivery hose,pegs/cord and Valise.	Includes Repair kit, delivery hose,pegs/cord and Valise.
nixus2protect.com	nixus2protect.com	nixus2protect.com		

NIXUS Pro	NIXUS Pro	NIXUS Pro	NIXUS Pro	NIXUS Pro
NX-PRO-35-24	NX-PRO-35-24	NX-PRO-35-24	NX-PRO-35-24	NX-PRO-35-24
00mins	00mins	00mins	00mins	00mins
00 \$00 €00	£00 \$00 €00	£00 \$00 €00	£00 \$00 €00	£00 \$00 €00
0kg / 00lb	00kg / 00lb	00kg / 00lb	00kg / 00lb	00kg / 00lb
??/?	??/?	??/?	??/?	??/?
L / 00CuFt	00L / 00CuFt	00L / 00CuFt	00L / 00CuFt	00L / 00CuFt
00m / 00 00'	00 00m / 00 00'	00 00m / 00 00'	00 00m / 00 00'	00 00m / 00 00'
00m / 00 00'	00 00m / 00 00'	00 00m / 00 00'	00 00m / 00 00'	00 00m / 00 00'
00m / 00 00'	00 00m / 00 00'	00 00m / 00 00'	00 00m / 00 00'	00 00m / 00 00'
sqm / 0sqft	00sqm / 0sqft	00sqm / 0sqft	00sqm / 0sqft	00sqm / 0sqft
	0	0	0	0
	0	0	0	0
	0	0	0	0
Repair kit, delivery hose,pegs/cord and Valise.	Includes Repair kit, delivery hose,pegs/cord and Valise.	Includes Repair kit, delivery hose,pegs/cord and Valise.	Includes Repair kit, delivery hose,pegs/cord and Valise.	Includes Repair kit, delivery hose,pegs/cord and Valise.
nixus2protect.com	nixus2protect.com	nixus2protect.com	nixus2protect.com	nixus2protect.com

IMAGES NOT TO SCALE Construction <span style="color: #8B4513;">■</span> PNEUMATIC/PUMP- INFLATE & FORGET <span style="color: #DC143C;">■</span> POWERED FAN -CONTINUAL INFLATION <span style="color: #008000;">■</span> MANUAL - POP-UP FRAME □ □ □ □ =Option AREA in <i>ITALICS</i> = internal floor space				
COMPANY	<b>NIXUS</b>	<b>NIXUS</b>	<b>NIXUS</b>	
MODEL VARIANT	ERA/L	ERA/L	ERA/L	
PRODUCT CODE	NX-ERA-35-24	NX-ERA-40-43	NX-ERA-40-64	NX
ORIGIN				
CONSTRUCTION TIME-to-ERECT	<span style="color: #8B4513;">■</span> 00mins	<span style="color: #8B4513;">■</span> 00mins	<span style="color: #8B4513;">■</span> 00mins	<span style="color: #8B4513;">■</span>
COST inc tax / VAT	£00 \$00 €00	£00 \$00 €00	£00 \$00 €00	£0
WEIGHT - Shelter-Only	00kg / 00lb	00kg / 00lb	00kg / 00lb	00
MATERIALS - ROOF/ WALLS FLOOR FIRE-RESISTANT WATERPROOF	PVC-coated 650 450or250 480 gm <sup>2</sup> Polyester	PVC-coated 650 450or250 480 gm <sup>2</sup> Polyester	PVC-coated 650 450or250 480 gm <sup>2</sup> Polyester	PVC-coate 480 g
AIR VOLUME	00L / 00CuFt	00L / 00CuFt	00L / 00CuFt	00
LENGTH DEPLOYED / PACKED	2.4 00m / 11.6 00'	4.3 00m / 00 00'	6.4 00m / 00 00'	4 00
WIDTH DEPLOYED / PACKED	3.5 00m / 11.6 00'	4 00m / 00 00'	4 00m / 00 00'	5 00
HEIGHT DEPLOYED / PACKED	2.5 00m / 00 00'	2.7 00m / 00 00'	2.9 00m / 00 00'	2.9 00
AREA: -DETACHABLEFIXED FLOOR	00sqm / 0sqft	00sqm / 0sqft	00sqm / 0sqft	00
DOORS FULL-SPAN Zip Velcro Tie	0 <span style="color: #8B4513;">■</span> <span style="color: #DC143C;">■</span> <span style="color: #008000;">■</span>	0 <span style="color: #8B4513;">■</span> <span style="color: #DC143C;">■</span> <span style="color: #008000;">■</span>	0 <span style="color: #8B4513;">■</span> <span style="color: #DC143C;">■</span> <span style="color: #008000;">■</span>	0
WINDOWS Clear Mesh Opens	0 <span style="color: #8B4513;">■</span> <span style="color: #DC143C;">■</span> <span style="color: #008000;">■</span>	0 <span style="color: #8B4513;">■</span> <span style="color: #DC143C;">■</span> <span style="color: #008000;">■</span>	0 <span style="color: #8B4513;">■</span> <span style="color: #DC143C;">■</span> <span style="color: #008000;">■</span>	0
CONNECTABLE Stakes Guys Skirt	<span style="color: #000000;">■</span> <span style="color: #8B4513;">■</span> <span style="color: #DC143C;">■</span> <span style="color: #008000;">■</span>	<span style="color: #000000;">■</span> <span style="color: #8B4513;">■</span> <span style="color: #DC143C;">■</span> <span style="color: #008000;">■</span>	<span style="color: #000000;">■</span> <span style="color: #8B4513;">■</span> <span style="color: #DC143C;">■</span> <span style="color: #008000;">■</span>	<span style="color: #000000;">■</span>
PORTS Vent Power Water HVAC	0 <span style="color: #008000;">■</span> <span style="color: #8B4513;">■</span> <span style="color: #000000;">■</span> <span style="color: #000000;">■</span> <span style="color: #DC143C;">■</span> <span style="color: #008000;">■</span>	0 <span style="color: #008000;">■</span> <span style="color: #8B4513;">■</span> <span style="color: #000000;">■</span> <span style="color: #000000;">■</span> <span style="color: #DC143C;">■</span> <span style="color: #008000;">■</span>	0 <span style="color: #008000;">■</span> <span style="color: #8B4513;">■</span> <span style="color: #000000;">■</span> <span style="color: #000000;">■</span> <span style="color: #DC143C;">■</span> <span style="color: #008000;">■</span>	0 <span style="color: #008000;">■</span> <span style="color: #8B4513;">■</span> <span style="color: #000000;">■</span> <span style="color: #000000;">■</span> <span style="color: #DC143C;">■</span> <span style="color: #008000;">■</span>
TRANSLUSCENT OPAQUE ROOF PRV	<span style="color: #000000;">■</span> <span style="color: #008000;">■</span>	<span style="color: #000000;">■</span> <span style="color: #008000;">■</span>	<span style="color: #000000;">■</span> <span style="color: #008000;">■</span>	<span style="color: #000000;">■</span> <span style="color: #008000;">■</span>
BRANDING HEATER LIGHTING PUMP	□ □ □	□ □ □	□ □ □	□
OTHER COLOURS				
NOTES	Includes Repair kit, delivery hose,pegs/cord and Valise.	Includes Repair kit, delivery hose,pegs/cord and Valise.	Includes Repair kit, delivery hose,pegs/cord and Valise.	Includes f hose,peg
WEBSITE	nixus2protect.com	nixus2protect.com	nixus2protect.com	nixus2
IMAGES NOT TO SCALE Construction <span style="color: #8B4513;">■</span> PNEUMATIC/PUMP- INFLATE & FORGET <span style="color: #DC143C;">■</span> POWERED FAN -CONTINUAL INFLATION <span style="color: #008000;">■</span> MANUAL - POP-UP FRAME □ □ □ □ =Option AREA in <i>ITALICS</i> = internal floor space				
COMPANY	<b>NIXUS</b>	<b>NIXUS</b>	<b>NIXUS</b>	
MODEL VARIANT	ERA/L	ERA/L	ERA/L	
PRODUCT CODE	NX-ERA-55-50-RB	NX-ERA-55-60	NX-ERA-55-75-RB	NX
ORIGIN				
CONSTRUCTION TIME-to-ERECT	<span style="color: #8B4513;">■</span> 00mins	<span style="color: #8B4513;">■</span> 00mins	<span style="color: #8B4513;">■</span> 00mins	<span style="color: #8B4513;">■</span>
COST inc tax / VAT	£00 \$00 €00	£00 \$00 €00	£00 \$00 €00	£0
WEIGHT - Shelter-Only	00kg / 00lb	00kg / 00lb	00kg / 00lb	00
MATERIALS - ROOF/ WALLS FLOOR FIRE-RESISTANT WATERPROOF	PVC-coated 650 450or250 480 gm <sup>2</sup> Polyester	PVC-coated 650 450or250 480 gm <sup>2</sup> Polyester	PVC-coated 650 450or250 480 gm <sup>2</sup> Polyester	<span style="color: #8B4513;">■</span>
AIR VOLUME	00L / 00CuFt	00L / 00CuFt	00L / 00CuFt	00
LENGTH DEPLOYED / PACKED	5 00m / 00 00'	6 00m / 00 00'	7.5 00m / 00 00'	80 00
WIDTH DEPLOYED / PACKED	5.5 00m / 00 00'	5.5 00m / 00 00'	5.5 00m / 00 00'	5.5 00
HEIGHT DEPLOYED / PACKED	00 00m / 00 00'	00 00m / 00 00'	00 00m / 00 00'	00 00
AREA: -DETACHABLEFIXED FLOOR	3.1sqm / 0sqft	3.1sqm / 00sqft	3.1sqm / 00sqft	3.3
DOORS FULL-SPAN Zip Velcro Tie	0 <span style="color: #8B4513;">■</span> <span style="color: #DC143C;">■</span> <span style="color: #008000;">■</span>	0 <span style="color: #8B4513;">■</span> <span style="color: #DC143C;">■</span> <span style="color: #008000;">■</span>	0 <span style="color: #8B4513;">■</span> <span style="color: #DC143C;">■</span> <span style="color: #008000;">■</span>	0 <span style="color: #8B4513;">■</span>
WINDOWS Clear Mesh Opens	0 <span style="color: #8B4513;">■</span> <span style="color: #DC143C;">■</span> <span style="color: #008000;">■</span>	0 <span style="color: #8B4513;">■</span> <span style="color: #DC143C;">■</span> <span style="color: #008000;">■</span>	0 <span style="color: #8B4513;">■</span> <span style="color: #DC143C;">■</span> <span style="color: #008000;">■</span>	0 <span style="color: #8B4513;">■</span>
CONNECT Stakes Guys Skirt	<span style="color: #000000;">■</span> <span style="color: #8B4513;">■</span> <span style="color: #DC143C;">■</span> <span style="color: #008000;">■</span>	<span style="color: #000000;">■</span> <span style="color: #8B4513;">■</span> <span style="color: #DC143C;">■</span> <span style="color: #008000;">■</span>	<span style="color: #000000;">■</span> <span style="color: #8B4513;">■</span> <span style="color: #DC143C;">■</span> <span style="color: #008000;">■</span>	<span style="color: #000000;">■</span>
PORTS Vent Power Water HVAC	0 <span style="color: #008000;">■</span> <span style="color: #8B4513;">■</span> <span style="color: #000000;">■</span> <span style="color: #000000;">■</span> <span style="color: #DC143C;">■</span> <span style="color: #008000;">■</span>	0 <span style="color: #008000;">■</span> <span style="color: #8B4513;">■</span> <span style="color: #000000;">■</span> <span style="color: #000000;">■</span> <span style="color: #DC143C;">■</span> <span style="color: #008000;">■</span>	0 <span style="color: #008000;">■</span> <span style="color: #8B4513;">■</span> <span style="color: #000000;">■</span> <span style="color: #000000;">■</span> <span style="color: #DC143C;">■</span> <span style="color: #008000;">■</span>	0 <span style="color: #008000;">■</span> <span style="color: #8B4513;">■</span> <span style="color: #000000;">■</span> <span style="color: #000000;">■</span> <span style="color: #DC143C;">■</span> <span style="color: #008000;">■</span>
TRANSLUSCENT OPAQUE ROOF PRV	<span style="color: #000000;">■</span> <span style="color: #008000;">■</span>	<span style="color: #000000;">■</span> <span style="color: #008000;">■</span>	<span style="color: #000000;">■</span> <span style="color: #008000;">■</span>	<span style="color: #000000;">■</span> <span style="color: #008000;">■</span>
BRANDING HEATER LIGHTING PUMP	□ □ □	□ □ □	□ □ □	□
OTHER COLOURS				
NOTES	Includes Repair kit, delivery hose,pegs/cord and Valise.	Includes Repair kit, delivery hose,pegs/cord and Valise.	Includes Repair kit, delivery hose,pegs/cord and Valise.	Includes f hose,peg
WEBSITE	nixus2protect.com	nixus2protect.com	nixus2protect.com	nixus2

# EMERGENCY SHELTERS
















NIXUS	NIXUS	NIXUS	NIXUS	NIXUS
ERA/L	ERA/L	ERA/L	ERA/L	ERA/L
ERA-50-40	NX-ERA-50-50	NX-ERA-50-60-RB	NX-ERA-50-75-RB	NX-ERA-55-40
00mins	00mins	00mins	00mins	00mins
00 \$00 €00	£00 \$00 €00	£00 \$00 €00	£00 \$00 €00	£00 \$00 €00
00kg / 00lb	00kg / 00lb	00kg / 00lb	00kg / 00lb	00kg / 00lb
ed 650 450or250 m <sup>2</sup> Polyester	PVC-coated 650 450or250 480 gm <sup>2</sup> Polyester	PVC-coated 650 450or250 480 gm <sup>2</sup> Polyester	PVC-coated 650 450or250 480 gm <sup>2</sup> Polyester	PVC-coated 650 450or250 480 gm <sup>2</sup> Polyester
L / 00CuFt	00L / 00CuFt	00L / 00CuFt	00L / 00CuFt	00L / 00CuFt
0m / 00 00'	5 00m / 00 00'	6 00m / 00 00'	7.5 00m / 00 00'	4 00m / 00 00'
0m / 00 00'	5 00m / 00 00'	5 00m / 00 00'	5 00m / 00 00'	5.5 00m / 00 00'
0m / 00 00'	2.9 00m / 00 00'	2.9 00m / 00 00'	3.1 00m / 00 00'	3.1 00m / 00 00'
sqm / 0sqft	00sqm / 0sqft	00sqm / 0sqft	00sqm / 0sqft	00sqm / 0sqft
Repair kit, delivery s/cord and Valise.	Includes Repair kit, delivery hose,pegs/cord and Valise.	Includes Repair kit, delivery hose,pegs/cord and Valise.	Includes Repair kit, delivery hose,pegs/cord and Valise.	Includes Repair kit, delivery hose,pegs/cord and Valise.
nixus2protect.com	nixus2protect.com	nixus2protect.com	nixus2protect.com	nixus2protect.com

NIXUS	NIXUS	NIXUS	NIXUS	NIXUS
ERA/L	ERA/L	ERA/L	ERA/L	ERA/L
ERA-55-80	NX-ERA-60-40	NX-ERA-60-50-RB	NX-ERA-60-60	NX-ERA-60-75-RB
00mins	00mins	00mins	00mins	00mins
00 \$00 €00	£00 \$00 €00	£00 \$00 €00	£00 \$00 €00	£00 \$00 €00
00kg / 00lb	00kg / 00lb	00kg / 00lb	00kg / 00lb	00kg / 00lb
??	??	??	??	??
L / 00CuFt	00L / 00CuFt	00L / 00CuFt	00L / 00CuFt	00L / 00CuFt
0m / 00 00'	4 00m / 00 00'	5 00m / 00 00'	6 00m / 00 00'	7.5 00m / 00 00'
0m / 00 00'	6 00m / 00 00'	6 00m / 00 00'	6 00m / 00 00'	6 00m / 00 00'
0m / 00 00'	00 00m / 00 00'	00 00m / 00 00'	00 00m / 00 00'	00 00m / 00 00'
sqm / 00sqft	3.3sqm / 00sqft	3.3sqm / 00sqft	3.3sqm / 00sqft	3.3sqm / 00sqft
Repair kit, delivery s/cord and Valise.	Includes Repair kit, delivery hose,pegs/cord and Valise.	Includes Repair kit, delivery hose,pegs/cord and Valise.	Includes Repair kit, delivery hose,pegs/cord and Valise.	Includes Repair kit, delivery hose,pegs/cord and Valise.
nixus2protect.com	nixus2protect.com	nixus2protect.com	nixus2protect.com	nixus2protect.com

IMAGES NOT TO SCALE Construction <span style="color: #8B4513;">■</span> PNEUMATIC/PUMP- INFLATE & FORGET <span style="color: #DC143C;">■</span> POWERED FAN -CONTINUAL INFLATION <span style="color: #008000;">■</span> MANUAL - POP-UP FRAME <input type="checkbox"/> <input type="checkbox"/> <input type="checkbox"/> <input type="checkbox"/> =Option AREA in <i>ITALICS</i> = internal floor space				
COMPANY	<b>NIXUS</b>	<b>NIXUS</b>	<b>OO</b>	
MODEL VARIANT	ERA/L	ERA/L	OO	
PRODUCT CODE	NX-ERA-60-80	NX-ERA-60-100 -RB	OO	
ORIGIN				
CONSTRUCTION TIME-to-ERECT	<span style="color: #8B4513;">■</span> 00mins	<span style="color: #8B4513;">■</span> 00mins	<span style="color: #8B4513;">■</span> <span style="color: #DC143C;">■</span> <span style="color: #008000;">■</span> 00mins	<span style="color: #8B4513;">■</span> <span style="color: #DC143C;">■</span>
COST inc tax / VAT	£00 \$00 €00	£00 \$00 €00	£00 \$00 €00	£00 \$00 €00
WEIGHT - Shelter-Only	00kg / 00lb	00kg / 00lb	00kg / 00lb	00kg / 00lb
MATERIALS - ROOF/ WALLS FLOOR FIRE-RESISTANT WATERPROOF	PVC-coated 650 <i>450or250</i> 480 gm² Polyester <span style="color: #8B4513;">■</span> <span style="color: #008000;">■</span>	PVC-coated 650 <i>450or250</i> 480 gm² Polyester <span style="color: #8B4513;">■</span> <span style="color: #008000;">■</span>	?? ? <span style="color: #8B4513;">■</span> <span style="color: #008000;">■</span>	
AIR VOLUME	00L / 00CuFt	00L / 00CuFt	00L / 00CuFt	00L / 00CuFt
LENGTH DEPLOYED / PACKED	8 00m / 00 00'	10 00m / 00 00'	00 00m / 00 00'	00 00m / 00 00'
WIDTH DEPLOYED / PACKED	6 00m / 00 00'	6 00m / 00 00'	00 00m / 00 00'	00 00m / 00 00'
HEIGHT DEPLOYED / PACKED	3.4 00m / 00 00'	3.4 00m / 00 00'	00 00m / 00 00'	00 00m / 00 00'
AREA: -DETACHABLE/FIXED FLOOR	00sqm / 00sqft	00sqm / 00sqft	8sqm / 0sqft	8sqm / 0sqft
DOORS FULL-SPAN Zip Velcro Tie	0 <span style="color: #8B4513;">■</span> <span style="color: #DC143C;">■</span> <span style="color: #008000;">■</span>	0 <span style="color: #8B4513;">■</span> <span style="color: #DC143C;">■</span> <span style="color: #008000;">■</span>	0 <span style="color: #8B4513;">■</span> <span style="color: #DC143C;">■</span> <span style="color: #008000;">■</span>	0 <span style="color: #8B4513;">■</span> <span style="color: #DC143C;">■</span> <span style="color: #008000;">■</span>
WINDOWS Clear Mesh Opens	0 <span style="color: #8B4513;">■</span> <span style="color: #DC143C;">■</span> <span style="color: #008000;">■</span>	0 <span style="color: #8B4513;">■</span> <span style="color: #DC143C;">■</span> <span style="color: #008000;">■</span>	0 <span style="color: #8B4513;">■</span> <span style="color: #DC143C;">■</span> <span style="color: #008000;">■</span>	0 <span style="color: #8B4513;">■</span> <span style="color: #DC143C;">■</span> <span style="color: #008000;">■</span>
CONNECTABLE Stakes Guys Skirt	<span style="color: #000000;">■</span> <span style="color: #8B4513;">■</span> <span style="color: #DC143C;">■</span> <span style="color: #008000;">■</span>	<span style="color: #000000;">■</span> <span style="color: #8B4513;">■</span> <span style="color: #DC143C;">■</span> <span style="color: #008000;">■</span>	<span style="color: #000000;">■</span> <span style="color: #8B4513;">■</span> <span style="color: #DC143C;">■</span> <span style="color: #008000;">■</span>	<span style="color: #000000;">■</span> <span style="color: #8B4513;">■</span> <span style="color: #DC143C;">■</span> <span style="color: #008000;">■</span>
PORTS Vent Power Water HVAC	0 <span style="color: #008000;">■</span> <span style="color: #8B4513;">■</span> <span style="color: #000000;">■</span> <span style="color: #000000;">■</span> <span style="color: #000000;">■</span> <span style="color: #DC143C;">■</span>	0 <span style="color: #008000;">■</span> <span style="color: #8B4513;">■</span> <span style="color: #000000;">■</span> <span style="color: #000000;">■</span> <span style="color: #000000;">■</span> <span style="color: #DC143C;">■</span>	0 <span style="color: #008000;">■</span> <span style="color: #8B4513;">■</span> <span style="color: #000000;">■</span> <span style="color: #000000;">■</span> <span style="color: #000000;">■</span> <span style="color: #DC143C;">■</span>	0 <span style="color: #008000;">■</span> <span style="color: #8B4513;">■</span> <span style="color: #000000;">■</span> <span style="color: #000000;">■</span> <span style="color: #000000;">■</span> <span style="color: #DC143C;">■</span>
TRANSLUSCENT OPAQUE ROOF PRV	<span style="color: #000000;">■</span> <input type="checkbox"/>	<span style="color: #000000;">■</span> <input type="checkbox"/>	<span style="color: #000000;">■</span> <input type="checkbox"/>	<span style="color: #000000;">■</span> <input type="checkbox"/>
BRANDING HEATER LIGHTING PUMP	<input type="checkbox"/> <input type="checkbox"/> <input type="checkbox"/>	<input type="checkbox"/> <input type="checkbox"/> <input type="checkbox"/>	<input type="checkbox"/> <input type="checkbox"/> <input type="checkbox"/>	<input type="checkbox"/> <input type="checkbox"/> <input type="checkbox"/>
OTHER COLOURS				
NOTES	Includes Repair kit, delivery hose,pegs/cord and Valise.	Includes Repair kit, delivery hose,pegs/cord and Valise.	Includes Repair kit, delivery hose,pegs/cord and Valise.	Includes Repair kit, delivery hose,pegs/cord and Valise.
WEBSITE	nixus2protect.com	nixus2protect.com	OO.com	
IMAGES NOT TO SCALE Construction <span style="color: #8B4513;">■</span> PNEUMATIC/PUMP- INFLATE & FORGET <span style="color: #DC143C;">■</span> POWERED FAN -CONTINUAL INFLATION <span style="color: #008000;">■</span> MANUAL - POP-UP FRAME <input type="checkbox"/> <input type="checkbox"/> <input type="checkbox"/> <input type="checkbox"/> =Option AREA in <i>ITALICS</i> = internal floor space				
COMPANY	<b>RIGLOO</b>	<b>RIGLOO</b>	<b>RIGLOO</b>	<b>SA</b>
MODEL VARIANT	Rescuer	Defender	Refuge	
PRODUCT CODE	00	00	00	
ORIGIN				
CONSTRUCTION TIME-to-ERECT	<span style="color: #8B4513;">■</span> 1-6mins	<span style="color: #8B4513;">■</span> 1-6mins	<span style="color: #8B4513;">■</span> <1-5mins	<span style="color: #8B4513;">■</span>
COST inc tax / VAT	£1200 \$2480 €2145	£1620 \$2685 €2320	£300 \$400 €345	£812
WEIGHT - Shelter-Only	7kg / 15.4lb	7-9kg / 15.4-19.8lb	4kg / 8.8lb	5.75
MATERIALS - ROOF/ WALLS FLOOR FIRE-RESISTANT WATERPROOF	Polyester &Nylon Ripstop® 68D 210T - <span style="color: #000080;">■</span> 8000mm	Polyester &Nylon Ripstop® 68D 210T - <span style="color: #000080;">■</span> 8000mm	Polyester & Nylon 80g 210T ? - <span style="color: #000080;">■</span> 8000mm	66D 210T P TPU+150D 600D Oxfd-
AIR VOLUME	00L / 00CuFt	00L / 00CuFt	00L / 00CuFt	00L / 00CuFt
LENGTH DEPLOYED / PACKED	2.6 <i>0.6m</i> / 8.5 2'	2.6 <i>0.6m</i> / 8.5 2'	1.8 <i>0.4m</i> / 5.9 1.3'	2.1 0.
WIDTH DEPLOYED / PACKED	1.6 <i>0.3m</i> / 5.25 1'	1.6 <i>0.3m</i> / 5.25 1'	1.2 <i>0.3m</i> / 3.9 1'	1.1 0.
HEIGHT DEPLOYED / PACKED	1.2 <i>0.2m</i> / 3.9 0.7'	1.2 <i>0.2m</i> / 3.9 0.7'	1.2 <i>0.2m</i> / 3.9 0.7'	1.2 0.
AREA: -DETACHABLE/FIXED FLOOR	4sqm / 43sqft	4sqm / 43sqft	2sqm / 21.5sqft	2sq
DOORS FULL-SPAN Zip Velcro Tie	1 <span style="color: #8B4513;">■</span> <span style="color: #DC143C;">■</span> <span style="color: #008000;">■</span>	1 <span style="color: #8B4513;">■</span> <span style="color: #DC143C;">■</span> <span style="color: #008000;">■</span>	2 <span style="color: #8B4513;">■</span> <span style="color: #DC143C;">■</span> <span style="color: #008000;">■</span>	6 <span style="color: #8B4513;">■</span> <span style="color: #DC143C;">■</span> <span style="color: #008000;">■</span>
WINDOWS Clear Mesh Opens	6 <span style="color: #8B4513;">■</span> * -	6 <span style="color: #8B4513;">■</span> * -	6 <span style="color: #8B4513;">■</span> - -	4 <span style="color: #8B4513;">■</span> - -
CONNECT Stakes Guys Skirt	- <span style="color: #8B4513;">■</span> <span style="color: #DC143C;">■</span> <span style="color: #008000;">■</span>	- <span style="color: #8B4513;">■</span> <span style="color: #DC143C;">■</span> <span style="color: #008000;">■</span>	- <span style="color: #8B4513;">■</span> <span style="color: #DC143C;">■</span> <span style="color: #008000;">■</span>	- <span style="color: #8B4513;">■</span> <span style="color: #DC143C;">■</span> <span style="color: #008000;">■</span>
PORTS Vent Power Water HVAC	0 <span style="color: #008000;">■</span> <span style="color: #8B4513;">■</span> <span style="color: #000000;">■</span> <span style="color: #000000;">■</span> <span style="color: #000000;">■</span> <span style="color: #DC143C;">■</span>	0 <span style="color: #008000;">■</span> <span style="color: #8B4513;">■</span> <span style="color: #000000;">■</span> <span style="color: #000000;">■</span> <span style="color: #000000;">■</span> <span style="color: #DC143C;">■</span>	0 <span style="color: #008000;">■</span> <span style="color: #8B4513;">■</span> <span style="color: #000000;">■</span> <span style="color: #000000;">■</span> <span style="color: #000000;">■</span> <span style="color: #DC143C;">■</span>	0 <span style="color: #008000;">■</span> <span style="color: #8B4513;">■</span> <span style="color: #000000;">■</span> <span style="color: #000000;">■</span> <span style="color: #000000;">■</span> <span style="color: #DC143C;">■</span>
TRANSLUSCENT OPAQUE ROOF PRV	<span style="color: #008000;">■</span> -	<span style="color: #008000;">■</span> -	<span style="color: #008000;">■</span> -	<span style="color: #008000;">■</span> -
BRANDING HEATER LIGHTING PUMP	<input type="checkbox"/> - - <span style="color: #8B4513;">■</span>	<input type="checkbox"/> - - <span style="color: #8B4513;">■</span>	<input type="checkbox"/> - - <span style="color: #8B4513;">■</span>	<input type="checkbox"/> - - <span style="color: #8B4513;">■</span>
OTHER COLOURS				
NOTES	Inc Repair kit, ,pegs/cord stirrup-pump, rucksack. Diagrams on skirt. * Mesh door (not window)	Inc Repair kit, ,pegs/cord stirrup-pump, rucksack. Diagrams on skirt. * Mesh door (not window)	Includes Repair kit, ,pegs/cord stirrup-pump, Glo-Sticks & rucksack.	Includes Re stirrup-p
WEBSITE	rigloo-rs.com	rigloo-rs.com	rigloo-rs.com	saf





IMAGES NOT TO SCALE Construction <span style="color:blue">■</span> PNEUMATIC/PUMP- INFLATE & FORGET <span style="color:red">■</span> POWERED FAN -CONTINUAL INFLATION <span style="color:green">■</span> MANUAL - POP-UP FRAME □ □ □ □ =Option AREA in <i>ITALICS</i> = internal floor space					
COMPANY	<b>TULMAR SAFETY SYSTEMS</b>	<b>TULMAR SAFETY SYSTEMS</b>	<b>VETTER</b>	<b>VETTER</b>	
MODEL <b>VARIANT</b>	Tulmar Shelter 1	Tulmar Shelter 2	Universal Tent PZ12	Medical Tent MT20	
PRODUCT CODE	9508	9509	1520009402	1523034700	
ORIGIN					
CONSTRUCTION <b>TIME-to-ERECT</b>	<span style="color:blue">■</span> <b>&lt;5mins</b>	<span style="color:blue">■</span> <b>&lt;5mins</b>	<span style="color:blue">■</span> <b>&lt;1min</b>	<span style="color:blue">■</span> <b>&gt;2min</b>	
COST inc tax / VAT	<b>£00 \$13852 €00</b>	<b>£00 \$16490 €00</b>	<b>£00 \$00 €00</b>	<b>£00 \$00 €00</b>	
WEIGHT - Shelter-Only	<b>102kg / 225lb</b>	<b>168kg / 370lb</b>	<b>55kg / 121lb</b>	<b>74.5kg / 00lb</b>	
MATERIALS - ROOF/ WALLS <b>FLOOR</b> <b>FIRE-RESISTANT WATERPROOF</b>	<b>Coated PVC</b> <span style="color:blue">■</span> <span style="color:green">■</span>	<b>Coated PVC</b> <span style="color:blue">■</span> <span style="color:green">■</span>	<b>?/?</b> <span style="color:blue">■</span> <span style="color:green">■</span>	<b>?/?</b> <span style="color:blue">■</span> <span style="color:green">■</span>	
AIR VOLUME	<b>2500L / 88CuFt</b>	<b>3200L / 113CuFt</b>	<b>1632L / 57.6CuFt</b>	<b>3052L / 00CuFt</b>	
LENGTH DEPLOYED / <b>PACKED</b>	<b>3.7 <i>1.35m</i> / 12 <i>2'</i></b>	<b>6.1 <i>1.52m</i> / 20 <i>5'</i></b>	<b>3.7 <i>1.1m</i> / 11.8 <i>0.43'</i></b>	<b>3.7 <i>1.1m</i> / 00 <i>00'</i></b>	
WIDTH DEPLOYED / <b>PACKED</b>	<b>4.6 <i>0.61m</i> / 15 <i>2'</i></b>	<b>4.6 <i>0.71m</i> / 15 <i>2'</i></b>	<b>3.36 <i>0.85m</i> / 12.4 <i>0.33'</i></b>	<b>5.88 <i>0.85m</i> / 00 <i>00'</i></b>	
HEIGHT DEPLOYED / <b>PACKED</b>	<b>00 <i>0.61m</i> / 8.1 <i>00'</i></b>	<b>00 <i>0.71m</i> / 9.7 <i>0.71'</i></b>	<b>2.58 <i>0.4m</i> / 8.3 <i>0.16'</i></b>	<b>3.3 <i>0.6m</i> / 00 <i>00'</i></b>	
AREA: - <b>DETACHABLE</b> FIXED FLOOR	<b>17sqm / 180sqft</b> □	<b>27.5sqm / 300sqft</b> □	<b>12sqm / 00sqft</b>	<b>20sqm / 0sqft</b>	
DOORS FULL-SPAN Zip Velcro Tie	<b>2+</b> <span style="color:purple">■</span> <span style="color:blue">■</span> <span style="color:red">■</span> <span style="color:green">■</span>	<b>2+</b> <span style="color:purple">■</span> <span style="color:blue">■</span> <span style="color:red">■</span> <span style="color:green">■</span>	<b>1+</b> <span style="color:purple">■</span> <span style="color:blue">■</span> <span style="color:red">■</span> <span style="color:green">■</span>	<b>2+</b> <span style="color:purple">■</span> <span style="color:blue">■</span> <span style="color:red">■</span> <span style="color:green">■</span>	
WINDOWS Clear Mesh Opens	<b>0</b> <span style="color:yellow">■</span> <span style="color:red">■</span> <span style="color:green">■</span>	<b>0</b> <span style="color:yellow">■</span> <span style="color:red">■</span> <span style="color:green">■</span>	<b>2</b> <span style="color:yellow">■</span> <span style="color:red">■</span> <span style="color:green">■</span>	<b>4</b> <span style="color:yellow">■</span> <span style="color:red">■</span> <span style="color:green">■</span>	
CONNECTABLE Stakes Guys Skirt	<span style="color:black">■</span> <span style="color:blue">■</span> <span style="color:red">■</span> <span style="color:green">■</span> *	<span style="color:black">■</span> <span style="color:blue">■</span> <span style="color:red">■</span> <span style="color:green">■</span> *	<span style="color:black">■</span> <span style="color:blue">■</span> <span style="color:red">■</span> <span style="color:green">■</span>	<span style="color:black">■</span> <span style="color:blue">■</span> <span style="color:red">■</span> <span style="color:green">■</span>	
PORTS Vent Power Water HVAC	<b>3</b> <span style="color:green">■</span> <span style="color:blue">■</span> <span style="color:red">■</span> <span style="color:yellow">■</span> <span style="color:purple">■</span>	<b>3</b> <span style="color:green">■</span> <span style="color:blue">■</span> <span style="color:red">■</span> <span style="color:yellow">■</span> <span style="color:purple">■</span>	<b>0</b> <span style="color:green">■</span> <span style="color:blue">■</span> <span style="color:red">■</span> <span style="color:yellow">■</span> <span style="color:purple">■</span>	<b>4</b> <span style="color:green">■</span> <span style="color:blue">■</span> <span style="color:red">■</span> <span style="color:yellow">■</span> <span style="color:purple">■</span>	
TRANSLUSCENT <b>OPAQUE</b> ROOF PRV	<span style="color:black">■</span> <span style="color:green">■</span> <span style="color:purple">■</span>	<span style="color:black">■</span> <span style="color:green">■</span> <span style="color:purple">■</span>	<span style="color:black">■</span> <span style="color:green">■</span>	<span style="color:black">■</span> <span style="color:green">■</span>	
BRANDING <b>HEATER</b> LIGHTING <b>PUMP</b>	□ □ □	□ □ □	□ □ □	□ □ □	
OTHER COLOURS	<span style="color:red">■</span>	<span style="color:red">■</span>	<span style="color:green">■</span> <span style="color:blue">■</span> <span style="color:orange">■</span> <span style="color:red">■</span> <span style="color:yellow">■</span> □	<span style="color:green">■</span> <span style="color:blue">■</span> <span style="color:orange">■</span> <span style="color:red">■</span> <span style="color:yellow">■</span> <span style="color:black">■</span>	
NOTES	Inc Repair kit, delivery hose,and Valise. Removable side walls *Skirt = water ballast tubes	Inc Repair kit, delivery hose,and Valise. Removable side walls *Skirt = water ballast tubes	Includes Repair kit, delivery hose,pegs/cord and Valise. Optional long ballast bags.	Includes Repair kit, delivery hose,pegs/cord and Valise.	
WEBSITE	<b>tulmar.com</b>	<b>tulmar.com</b>	<b>vetter.de</b>	<b>vetter.de</b>	
IMAGES NOT TO SCALE Construction <span style="color:blue">■</span> PNEUMATIC/PUMP- INFLATE & FORGET <span style="color:red">■</span> POWERED FAN -CONTINUAL INFLATION <span style="color:green">■</span> MANUAL - POP-UP FRAME □ □ □ □ =Option AREA in <i>ITALICS</i> = internal floor space					
COMPANY	<b>VETTER</b>	<b>VETTER</b>	<b>VETTER</b>	<b>VETTER</b>	<b>VETTER</b>
MODEL <b>VARIANT</b>	Medical Tent MT20	Medical Tent MT30	Medical Tent MT40	Medical Tent MT50	Medical Tent MT60
PRODUCT CODE	1523034700	1523034800	1523034800	1523034900	1523035000
ORIGIN					
CONSTRUCTION <b>TIME-to-ERECT</b>	<span style="color:blue">■</span> <b>&gt;2min</b>	<span style="color:blue">■</span> <b>&gt;3min</b>	<span style="color:blue">■</span> <b>&gt;4mins</b>	<span style="color:blue">■</span> <b>&gt;5mins</b>	<span style="color:blue">■</span> <b>&gt;6mins</b>
COST inc tax / VAT	<b>£00 \$00 €00</b>	<b>£00 \$00 €00</b>	<b>£00 \$00 €00</b>	<b>£00 \$00 €00</b>	<b>£00 \$00 €00</b>
WEIGHT - Shelter-Only	<b>74.5kg / 00lb</b>	<b>107.5kg / 00lb</b>	<b>156.5kg / 00lb</b>	<b>205.5kg / 00lb</b>	<b>254.5kg / 00lb</b>
MATERIALS - ROOF/ WALLS <b>FLOOR</b> <b>FIRE-RESISTANT WATERPROOF</b>	<b>?/?</b> <span style="color:blue">■</span> <span style="color:green">■</span>	<b>?/?</b> <span style="color:blue">■</span> <span style="color:green">■</span>	<b>?/?</b> <span style="color:blue">■</span> <span style="color:green">■</span>	<b>?/?</b> <span style="color:blue">■</span> <span style="color:green">■</span>	<b>?/?</b> <span style="color:blue">■</span> <span style="color:green">■</span>
AIR VOLUME	<b>3052L / 00CuFt</b>	<b>4566L / 00CuFt</b>	<b>5851L / 00CuFt</b>	<b>7136L / 00CuFt</b>	<b>8421L / 00CuFt</b>
LENGTH DEPLOYED / <b>PACKED</b>	<b>3.7 <i>1.1m</i> / 00 <i>00'</i></b>	<b>5.5 <i>1.1m</i> / 00 <i>00'</i></b>	<b>7.3 <i>1.1m</i> / 00 <i>00'</i></b>	<b>9.1 <i>1.1m</i> / 00 <i>00'</i></b>	<b>11.4 <i>1.1m</i> / 00 <i>00'</i></b>
WIDTH DEPLOYED / <b>PACKED</b>	<b>5.88 <i>0.85m</i> / 00 <i>00'</i></b>	<b>5.88 <i>0.85m</i> / 00 <i>00'</i></b>	<b>5.88 <i>0.85m</i> / 00 <i>00'</i></b>	<b>5.88 <i>0.85m</i> / 00 <i>00'</i></b>	<b>5.88 <i>0.85m</i> / 00 <i>00'</i></b>
HEIGHT DEPLOYED / <b>PACKED</b>	<b>3.3 <i>0.6m</i> / 00 <i>00'</i></b>	<b>3.3 <i>0.6m</i> / 00 <i>00'</i></b>	<b>3.3 <i>0.85m</i> / 00 <i>00'</i></b>	<b>3.3 <i>0.85m</i> / 00 <i>00'</i></b>	<b>3.3 <i>0.85m</i> / 00 <i>00'</i></b>
AREA: - <b>DETACHABLE</b> FIXED FLOOR	<b>20sqm / 0sqft</b>	<b>30sqm / 00sqft</b>	<b>40sqm / 0sqft</b>	<b>50sqm / 0sqft</b>	<b>60sqm / 0sqft</b>
DOORS FULL-SPAN Zip Velcro Tie	<b>2+</b> <span style="color:purple">■</span> <span style="color:blue">■</span> <span style="color:red">■</span> <span style="color:green">■</span>	<b>2+</b> <span style="color:purple">■</span> <span style="color:blue">■</span> <span style="color:red">■</span> <span style="color:green">■</span>	<b>2+</b> <span style="color:purple">■</span> <span style="color:blue">■</span> <span style="color:red">■</span> <span style="color:green">■</span>	<b>2+</b> <span style="color:purple">■</span> <span style="color:blue">■</span> <span style="color:red">■</span> <span style="color:green">■</span>	<b>2+</b> <span style="color:purple">■</span> <span style="color:blue">■</span> <span style="color:red">■</span> <span style="color:green">■</span>
WINDOWS Clear Mesh Opens	<b>4</b> <span style="color:yellow">■</span> <span style="color:red">■</span> <span style="color:green">■</span>	<b>4</b> <span style="color:yellow">■</span> <span style="color:red">■</span> <span style="color:green">■</span>	<b>6</b> <span style="color:yellow">■</span> <span style="color:red">■</span> <span style="color:green">■</span>	<b>8</b> <span style="color:yellow">■</span> <span style="color:red">■</span> <span style="color:green">■</span>	<b>10</b> <span style="color:yellow">■</span> <span style="color:red">■</span> <span style="color:green">■</span>
CONNECT Stakes Guys Skirt	<span style="color:black">■</span> <span style="color:blue">■</span> <span style="color:red">■</span> <span style="color:green">■</span>	<span style="color:black">■</span> <span style="color:blue">■</span> <span style="color:red">■</span> <span style="color:green">■</span>	<span style="color:black">■</span> <span style="color:blue">■</span> <span style="color:red">■</span> <span style="color:green">■</span>	<span style="color:black">■</span> <span style="color:blue">■</span> <span style="color:red">■</span> <span style="color:green">■</span>	<span style="color:black">■</span> <span style="color:blue">■</span> <span style="color:red">■</span> <span style="color:green">■</span>
PORTS Vent Power Water HVAC	<b>4</b> <span style="color:green">■</span> <span style="color:blue">■</span> <span style="color:red">■</span> <span style="color:yellow">■</span> <span style="color:purple">■</span>	<b>4</b> <span style="color:green">■</span> <span style="color:blue">■</span> <span style="color:red">■</span> <span style="color:yellow">■</span> <span style="color:purple">■</span>	<b>4</b> <span style="color:green">■</span> <span style="color:blue">■</span> <span style="color:red">■</span> <span style="color:yellow">■</span> <span style="color:purple">■</span>	<b>4</b> <span style="color:green">■</span> <span style="color:blue">■</span> <span style="color:red">■</span> <span style="color:yellow">■</span> <span style="color:purple">■</span>	<b>4</b> <span style="color:green">■</span> <span style="color:blue">■</span> <span style="color:red">■</span> <span style="color:yellow">■</span> <span style="color:purple">■</span>
TRANSLUSCENT <b>OPAQUE</b> ROOF PRV	<span style="color:black">■</span> <span style="color:green">■</span>	<span style="color:black">■</span> <span style="color:green">■</span>	<span style="color:black">■</span> <span style="color:green">■</span>	<span style="color:black">■</span> <span style="color:green">■</span>	<span style="color:black">■</span> <span style="color:green">■</span>
BRANDING <b>HEATER</b> LIGHTING <b>PUMP</b>	□ □ □	□ □ □	□ □ □	□ □ □	□ □ □
OTHER COLOURS	<span style="color:green">■</span> <span style="color:blue">■</span> <span style="color:orange">■</span> <span style="color:red">■</span> <span style="color:yellow">■</span> <span style="color:black">■</span>	<span style="color:green">■</span> <span style="color:blue">■</span> <span style="color:orange">■</span> <span style="color:red">■</span> <span style="color:yellow">■</span> <span style="color:black">■</span>	<span style="color:green">■</span> <span style="color:blue">■</span> <span style="color:orange">■</span> <span style="color:red">■</span> <span style="color:yellow">■</span> <span style="color:black">■</span>	<span style="color:green">■</span> <span style="color:blue">■</span> <span style="color:orange">■</span> <span style="color:red">■</span> <span style="color:yellow">■</span> <span style="color:black">■</span>	<span style="color:green">■</span> <span style="color:blue">■</span> <span style="color:orange">■</span> <span style="color:red">■</span> <span style="color:yellow">■</span> <span style="color:black">■</span>
NOTES	Includes Repair kit, delivery hose,pegs/cord and Valise.	Includes Repair kit, delivery hose,pegs/cord and Valise.	Includes Repair kit, delivery hose,pegs/cord and Valise.	Includes Repair kit, delivery hose,pegs/cord and Valise.	Includes Repair kit, delivery hose,pegs/cord and Valise.
WEBSITE	<b>vetter.de</b>	<b>vetter.de</b>	<b>vetter.de</b>	<b>vetter.de</b>	<b>vetter.de</b>

# EMERGENCY SHELTERS



VETTER Universal Tent PZ17 1520009402	VETTER Universal Tent PZ20 1520004701	VETTER Universal Tent PZ25 1520008901	VETTER Universal Tent PZ30 1520009402	VETTER Universal Tent PZ40 1520010602
<1min	1min	2mins	<3mins	<3mins
£00 \$00 €00	£00 \$00 €00	£00 \$00 €00	£00 \$00 €00	£00 \$00 €00
15kg / 143lb	75kg / 165lb	85kg / 187lb	104kg / 229lb	117kg / 258lb
??/?	??/?	??/?	??/?	??/?
00L / 71.5CuFt	2332L / 82.3CuFt	00L / 90.7CuFt	00L / 101.2CuFt	00L / 143.3CuFt
1.1m / 16 0.45'	5 1.1m / 16 0.45'	5 00m / 16 0.45'	6 1.1m / 19.2 0.46'	8 1.1m / 25.6 0.46'
0.85m / 13 0.33'	4.36 0.85m / 14 0.33'	5.36 00m / 17.2 0.33'	5.5 0.85m / 17.6 0.33'	5.5 0.85m / 17.6 0.33'
0.6m / 8 0.24'	2.48 0.6m / 7.9 0.24'	2.58 00m / 8.3 0.24'	3.1 0.6m / 9.9 0.24'	3.1 0.85m / 9.9 0.33'
0sqm / 00sqft	20sqm / 00sqft	25sqm / 00sqft	30sqm / 0sqft	40sqm / 0sqft
	1+	1+	1+	1+
	4	4	6	6
	0	0	0	0
Repair kit, delivery hose,pegs/cord and Valise. Optional long ballast bags.	Includes Repair kit, delivery hose,pegs/cord and Valise. Optional long ballast bags.	Includes Repair kit, delivery hose,pegs/cord and Valise. Optional long ballast bags.	Includes Repair kit, delivery hose,pegs/cord and Valise. Optional long ballast bags.	Includes Repair kit, delivery hose,pegs/cord and Valise. Optional long ballast bags.
vetter.de	vetter.de	vetter.de	vetter.de	vetter.de

VETTER Medical Tent MT60 1523034800	VETTER Medical Tent MT45 1523034800
>6mins	>5mins
£00 \$00 €00	£00 \$00 €00
15kg / 00lb	00kg / 00lb
??/?	??/?
00L / 00CuFt	00L / 00CuFt
0.1m / 00 00'	00 00m / 00 00'
0.74m / 00 00'	00 00m / 00 00'
0.4m / 00 00'	00 00m / 00 00'
0sqm / 0sqft	00sqm / 0sqft
	2+
	0
	0
Repair kit, delivery hose,pegs/cord and Valise.	Includes Repair kit, delivery hose,pegs/cord and Valise.
vetter.de	vetter.de

**PELI**

**9050 UTILITY LIGHT**

DUAL FUEL HYBRID LIGHTING

NEXT GENERATION HYBRID LIGHTING

01457 869999 | PELIPRODUCTS.CO.UK

**UPDATED** Mar '26

Images NOT to scale. [rescuemagazines.com](http://www.rescuemagazines.com)

# Pro/High Power BATTERIES

## 18 to 72 volt

**B**attery power is the new steam locomotive from James Watt's Rocket era - been around for a while but still changing the world as it evolves. We have limited this guide initially to a minimum of 18v because there are just too many 12v batteries to consider. So, while there are pro tools that run on 12v platforms (indeed we have hydraulic rescue tools running on the Makita 12v batteries) if there are no Hydraulic rescue tools or disc cutters using them we haven't included them and at the moment 18v is the minimum for pro tools while 12v are generally reserved for home/smallholding use.

DeWalt are a confusing brand because the US and Europeans use two different voltages and DeWalt keep changing their ranges - currently you could buy 5 different series of DeWalt batteries but there should only be three and the Europeans merge two of those series into one! The Europeans also give a different product code which, unlike the US, does not always reflect the Ah rating for the battery. The US sensibly uses a code to reflect the voltage and then the AH eg. DCB2015 is a 20volt 15Ah battery. We disappeared down a rabbit-hole with this one! There are four leading bespoke brands for batteries in our sectors: Holmatro, Lukas, Husqvarna and Stihl. These will all drive their own products but Husqvarna and Stihl have started to branch out and be used by other brands of equipment - the Skylotec Powered Ascender uses Husqvarna and the Edel Powered Ascender used the Stihl platform - we will see more of this. Two of the three key rescue hydraulics brands *Holmatro* and *Lukas* continue to service just their own products and in the case of the genius horseshoe-shaped *Holmatro* battery that's probably due to being limited to those hydraulic tools with a regulation barrel around which it can fit. The *Lukas* batteries could perhaps more easily be applied to new equipment but we may well see both of these companies adopt one of the off-the-shelf batteries for their ancillary products. *Weber* as the other major player in rescue hydraulics has already taken the leap and uses *Milwaukee M18* batteries which are a lot cheaper and a lot easier to get hold of.

### BATTERY TECHNOLOGY

The game-changer in battery tools was the improvement in off-the-shelf Lithium ion batteries engineered for trade tools like saws and drills. *Ogura* were the first to cotton onto this over



30 years ago utilities we now see many too particularly *Milwaukee*, because readily available and service maintenance cutting/spreading rescue gear - impact drivers. *Holmatro* initially the *DeWalt* 24v platform but soon requirements of rescue gear in terms and withstanding water and dust ingress would benefit from a bespoke battery. Their unique, semi-circular wrap-around battery is engineered to streamline the tool as it sits around the barrel, and operate to the specific requirements of the motor. Along with *IDEX* (*Lukas*, *Hurst* and *Vetter*), *Holmatro* continued to work on their own batteries not only to streamline the tool profiles and enhance waterproofing but also because the batteries are high cost consumables that make the tools more profitable. The blue battery on the right is a salt-water resistant version of the two that *Lukas Hydraulik* have on their latest fully submersible tools and are the next stage on from the more ergonomic looking but slightly older white battery beneath.

*Holmatro*, *Lukas* and *Libervit* tools are not only waterproof, they can operate entirely underwater and even swap out batteries underwater on *Holmatro* and *Lukas/Hurst* tools. There are also clip-on waterproof



# BATTERIES



covers for some trade batteries like Makita and Milwaukee and Weber Hydraulik uses such a system on their Smart range to make them waterproof (see images below) but this is an adjunct, albeit a less expensive option, rather than integral waterproofing. Incidentally, before we get onto backpacks, Weber also has a hydraulic power unit for conventional hose-tools (right) which uses batteries instead of liquid fuel.

## BACKPACKS

A brand that often goes under the radar outside of its native France is *Libervit* with a waterproof backpack housing one (or two) 48v batteries giving 45 (90) minutes of use. *Libervit* may even have been the first underwater battery powered rescue tool, they were certainly the first that we saw. The backpack concept pioneered by *Powerhawk* and continued by *Libervit* is now in evidence in many battery tools requiring prolonged runtimes when a battery change is awkward - *ResQtec*, *Husqvarna*, *Makita*, *Hitachi* (now *Hikoki*), *Stihl* and many more. Expect to see more being offered in rescue systems. Backpacks are a means to provide much improved duration and taking the weight off the tool in-hand and this is something we've been fans of since the start. *Powerhawk* first used this concept in the 90's though it was more out of necessity at that time because it used a 12v car battery, in fact any old car battery including the ones at the scene of an accident

via long 'jump' leads so you would never be short of power supply options. This is still the case with the *Legacy P16* but their later models can also use this smaller bespoke battery. *Resqtec* and *Libervit* are so far the only two in our sector to go with a hardened backpack but *Makita* (above) also has them for rescue tools using that platform.

**FIRSTLOOK**

**USAR**

SEE MORE. ACHIEVE MORE.

www.firstlook.net

In fact they have two different types which highlight the way things might go - the integrated enlarged battery cell in a backpack as with the green *ResQtec* below and a multi-battery carrier in this case using batteries in series. *Libervit* tools were the first to really tackle underwater use but are NOT included here because they are not direct-attach batteries; they have a hydraulic/electric backpack which is a principle that ALL regular hydraulic tools could use and indeed many do. *Weber* for instance has the previously mentioned hydraulic backpack powered by M18 batteries (yellow pic below) but all of the primarily hydraulic tools, even where powered by battery backpacks, are larger and heavier than their direct-connect battery counterparts. *Libervit's* B.A.S. backpack battery (right) seems to have replaced their original hardened backpack and is now housed in a cordura pack. As a lead-connected backpack the BAS is fairly typical size-wise- perhaps wider than most because of the hydraulic pump element at 280x230x390 mm /11x9x15.5". They also have a large battery/hydraulic package for use underwater - their M38 but it weighs 22kg/45lb.



acid!  
The next consideration is the ability charge multiple batteries at the same time. Most manufactures have at least a twin battery option but some have considerably more either as a racked system secured to your vehicle or as a more portable option like this Milwaukee 6-bay charger. Finally a quick word about maintenance or rather, avoiding unnecessary downtime. *Hilti* (among a few) have this handy diagnostic device to gauge the capacity, cell health and electronics to ensure that all is functioning well or give you a heads-up that your battery is deteriorating and may need replacing or side lining from critical tasks.



**IN THE FOLLOWING TABLES**

We have included the all-important consideration (if cost is a consideration) of what other tool classes your battery will operate:

**FITS TOOLS FOR.....**

We have given a generic idea of what types of tools this particular battery will fit because cross-platform capability can be such a key consideration for smaller services/ departments/agencies:

- = **OPE** - Outdoor Power Equipment - for rescuers the key consideration here are chainsaws and blowers
- = **Trade Tools** - Can be any number of over 200 tools in the case of Milwaukee, DeWalt and Makita etc but it really refers to hand tools like hand drills, impact drill and hammer drills used in vehicle extrication and/or building collapse etc.
- = **Lighting** - A specifically useful item for your battery platform to power - may be anything from a hand torch to area lighting.
- = **Rescue Hydraulics** - Cutters, spreaders, combi, rams and special tools like door breakers and re-bar cutters
- = **Disc Cutter** - either smaller disc cutters or larger circular saws for metal/concrete/masonry cutting
- ① = **Special Tools** - Other rescue-specific equipment detailed in the NOTES section

**CHARGERS**

A much overlooked but vitally important consideration. If you buy a kit it will invariably come with a standard charger. In some cases they may provide a 'Rapid' charger which seems great until you realise that their base charger is a 'rapid'. For all other we would generally expect a standard charger and a rapid/quick charger and maybe a further enhancement as Milwaukee has with their 'Super' charger in addition to 'Rapid' and 'Standard' chargers. The difference in speed of charging is very roughly, twice as fast for a 'Rapid' versus a 'Standard' but don't forget that charge times increase as the Ah of your battery increases - a 3Ah may take 30minutes while an equivalent 6Ah would be 70mins. If you need fast turn-around a rapid charger is essential but some contest that fast charging lessens the life of your battery. Not sure that's true these days as much as it was back in the days of NIMH and lead

We've added an icon key to the additional features which indicate, from left to right:

- LED charge indication: This may be visible continuously or you may need to press the button to see what power you have left.
- On-board cooling - rare, but the battery itself has active cooling as distinct from the charger which is often fan-cooled.
- Wifi or Bluetooth connectivity of the battery (not necessarily the tool) for service management & inventory
- The IP rating indicating degree of water resistance 54/55/56 or waterproof 57/58
- Operating temperature - battery performance is at optimum room temp - colder and hotter will affect performance and work duration.





**M18**

**PERFORMANCE DRIVEN  
TRADE FOCUSED  
SYSTEM WIDE**
















IMAGES NOT TO SCALE  
 COSTS in £\$€= Currency conversion only. Most costs=max MSRP - you will often find for a lot less.  
 OTHER TOOLS IN RANGE:  
 ■=CSaw ■=Trade-Tools ■=DiscCutter  
 ■=OPE ■=Rescue Tools ■=Lighting  
 ⓘ=Special Tools  
 ●=PARTIAL FEATURE  
 □= Option ~ = approximate

	SERIES MODEL Pproduct Code	COMPANY	FITS TOOLS FOR:...	ORIGIN	~ COST inc tax / VAT	WEIGHT	BATTERY TYPE VOLTAGE	AMP HOURS Ah	ENERGY WorkHours Wh	LE
	<b>XR</b> 1.5Ah DCB121 DCB120	<b>DEWALT</b>	■ ■ ■		£50 \$65 €60	200g 7.1oz	Li ion 12v	1.5 Ah	18 Wh	8 3
	<b>XR</b> 2Ah DCB122	<b>DEWALT</b>	■ ■ ■		£60 \$76 €70	250g 8.8oz	Li ion 12v	2 Ah	24 Wh	8 3
	<b>XR</b> 3Ah DCB124	<b>DEWALT</b>	■ ■ ■ ■		£70 \$87 €80	300g 10.6oz	Li ion 12v	3 Ah	36 Wh	9 3
	<b>XR Compact</b> 1.5Ah DCB181 DCB201	<b>DEWALT</b>	■ ■ ■ ■		£70 \$87 €80	340g 12oz	Li ion 12v	1.5 Ah	28 Wh	8 3
	<b>XR Compact</b> 2Ah DCB183 DCB203	<b>DEWALT</b>	■ ■ ■ ■		£70 \$87 €80	400g 14.1oz	Li ion 18/20v	2 Ah	36 Wh	1 4
	<b>XR Compact</b> 3Ah DCB187 DCB230	<b>DEWALT</b>	■ ■ ■ ■		£70 \$87 €80	300g 10.6oz	Li ion 12v	3 Ah	36 Wh	9 3
	<b>XR Compact</b> 4Ah DCB189 DCB240	<b>DEWALT</b>	■ ■ ■ ■		£100 \$130 €120	0.54kg 1.2lb	Li ion 18/20v	4 Ah	72 Wh	10 4
	<b>XR</b> 4Ah DCB182 DCB204	<b>DEWALT</b>	■ ■ ■ ■		£100 \$130 €120	0.61kg 1.35lb	Li ion 18/20v	4 Ah	72 Wh	1 4
	<b>XR</b> 5Ah DCB184 DCB205	<b>DEWALT</b>	■ ■ ■ ■		£120 \$153 €140	0.62kg 1.37lb	Li ion 18/20v	5 Ah	90 Wh	1 4
	<b>XR</b> 6Ah DCB206	<b>DEWALT</b>	■ ■ ■ ■		£140 \$175 €160	0.7kg 1.54lb	Li ion 18/20v	6 Ah	108 Wh	1 4
	<b>XR</b> 8Ah DCB188 DCB208	<b>DEWALT</b>	■ ■ ■ ■		£180 \$220 €200	0.95kg 2.09lb	Li ion 18/20v	8 Ah	144 Wh	1 4



LENGTH	WIDTH	DEPTH	RECHARGE Min to Max Time Charger-dependant  CHARGE CYCLES	MULTI CHARGERS	REPRESENTATIVE ENDURANCE							NOTES	WWW.
						WARRANTY (Yrs)	LED CHARGE STATUS	IN-USE COOLING FAN	WfFi/BLUETOOTH	IP-RATING	WATERPROOF		
40mm 1.57"	50mm 2"	45mm 1.77"	15-45mins ~800-1000	2 & 4-bank Std/Compact Rapid		3	■	-	-	-	-		dewalt.com
45mm 1.77"	55mm 2.2"	45mm 1.77"	20-60mins ~800-1000	2 & 4-bank Std/Compact Rapid		3	■	-	-	-	-20 +60 -4 140	Warranty is 1 year or 3 years with registration	dewalt.com
40mm 1.57"	55mm 2.2"	50mm 2"	30-90mins ~800-1000	2 & 4-bank Std/Compact Rapid		3	■	-	-	-	-20 +60 -4 140	Warranty is 1 year or 3 years with registration	dewalt.com
40mm 1.57"	50mm 2"	45mm 1.77"	22-35mins ~800-1000	2 & 4-bank Std/Compact Rapid		3	■	-	-	-	-20 +60 -4 140	Warranty is 1 year or 3 years with registration	dewalt.com
40mm 1.57"	65mm 2.6"	60mm 2.4"	30-60mins ~800-1000	2 & 4-bank Std/Compact Rapid		3	■	-	-	-	-20 +60 -4 140	Warranty is 1 year or 3 years with registration	dewalt.com
40mm 1.57"	55mm 2.2"	50mm 2"	30-90mins ~800-1000	2 & 4-bank Std/Compact Rapid		3	■	-	-	-	-20 +60 -4 140	Warranty is 1 year or 3 years with registration	dewalt.com
40mm 1.57"	65mm 2.6"	50mm 2"	40-120mins ~800-1000	2 & 4-bank Std/Compact Rapid		3	■	-	-	-	-20 +60 -4 140	Warranty is 1 year or 3 years with registration	dewalt.com
40mm 1.57"	65mm 2.6"	60mm 2.4"	40-120mins ~800-1000	2 & 4-bank Std/Compact Rapid		3	■	-	-	-	-20 +60 -4 140	Warranty is 1 year or 3 years with registration	dewalt.com
40mm 1.57"	65mm 2.6"	60mm 2.4"	50-75mins ~800-1000	2 & 4-bank Std/Compact Rapid		3	■	-	-	-	-20 +60 -4 140	Warranty is 1 year or 3 years with registration	dewalt.com
45mm 1.77"	70mm 2.76"	65mm 2.6"	60-150mins ~800-1000	2 & 4-bank Std/Compact Rapid		3	■	-	-	-	-20 +60 -4 140	Warranty is 1 year or 3 years with registration	dewalt.com
40mm 1.57"	75mm 3"	70mm 2.76"	80-200mins ~800-1000	2 & 4-bank Std/Compact Rapid		3	■	-	-	-	-20 +60 -4 140	Warranty is 1 year or 3 years with registration	dewalt.com

IMAGES NOT TO SCALE  
 COSTS in £/\$/€= Currency conversion only. Most costs=max MSRP - you will often find for a lot less.  
 OTHER TOOLS IN RANGE:  
 ■=CSaw ■=Trade-Tools ■=DiscCutter  
 ■=OPE ■=Rescue Tools ■=Lighting  
 ①=Special Tools  
 ●=PARTIAL FEATURE  
 □= Option ~≈ approximate

	SERIES MODEL Pproduct Code	COMPANY	FITS TOOLS FOR:...	ORIGIN	~ COST inc tax / VAT	WEIGHT	BATTERY TYPE VOLTAGE	AMP HOURS Ah	ENERGY WorkHours Wh	LEN
	<b>XR</b> 10Ah DCB210	<b>DEWALT</b>	■ ■ ■ ■		£000 \$000 €000	1.1kg 2.45lb	Li ion 18/20v	10 Ah	200 Wh	13 5
	<b>Power Stack</b> 1.7Ah DCBP034	<b>DEWALT</b>	■ ■ ■ ■		£100 \$131 €120	320g 11.3oz	Li ion 18/20v	1.7 Ah	30 Wh	10 4
	<b>Power Stack</b> 5Ah DCBP518	<b>DEWALT</b>	■ ■ ■ ■		£180 \$220 €200	0.75kg 1.65lb	Li ion 18/20v	5 Ah	90 Wh	11 4
	<b>Flex Volt</b> 2/6Ah DCB546 DCB606	<b>DEWALT</b>	■ ■ ■ ■		£200 \$252 €220	1.05kg 2.31lb	Li ion 18/54v 20/60v	2/6 Ah	108 Wh 120 Wh	12
	<b>Flex Volt</b> 3/9Ah DCB547 DCB609	<b>DEWALT</b>	■ ■ ■ ■		£220 \$285 €260	1.2kg 2.65lb	Li ion 18/54v 20/60v	3/9 Ah	162 Wh 189 Wh	12
	<b>Flex Volt</b> 4/12Ah DCB548 DCB612	<b>DEWALT</b>	■ ■ ■ ■		£300 \$362 €330	1.5kg 3.31lb	Li ion 18/54v 20/60v	4/12 Ah	216 Wh 240 Wh	13 5
	<b>Flex Volt</b> 5/15Ah DCB549 DCB615	<b>DEWALT</b>	■ ■ ■ ■		£380 \$440 €420	1.9kg 4.2lb	Li ion 18/54v 20/60v	5/15 Ah	270 Wh 300 Wh	14 5



LENGTH	WIDTH	DEPTH	RECHARGE Min to Max Time Charger-dependant  CHARGE CYCLES	MULTI CHARGERS	REPRESENTATIVE ENDURANCE	WARRANTY (Yrs)	Life	LED CHARGE STATUS	IN-USE COOLING FAN	WIFI/BLUETOOTH	IP-RATING	WATERPROOF	OP TEMP °C °F	NOTES	WWW.
52mm 2.1"	75mm 3"	86mm 3.4"	75-300mins ~800-1000	2 & 4-bank Std/Compact Rapid		3	■	-	-	-	-20 +60 -4 140		Warranty is 1 year or 3 years with registration	dewalt.com	
45mm 1.8"	50mm 2"	60mm 2.4"	20-50mins ~1000	2 & 4-bank Std/Compact Rapid		3	■	-	-	-	-20 +60 -4 140			dewalt.com	
45mm 1.8"	70mm 2.76"	65mm 2.6"	50-75mins ~1000	2 & 4-bank Std/Compact Rapid		3	■	-	-	-	-20 +60 -4 140			dewalt.com	
45mm 1.8"	85mm 3.4"	90mm 3.5"	60-150mins ~800-1000	2 & 4-bank Rapid		3	■	-	-	-	-20 +60 -4 140			dewalt.com	
45mm 1.8"	85mm 3.4"	90mm 3.5"	85-220mins ~800-1000	2 & 4-bank Rapid	70cuts 4x4 PT Spruce	3	■	-	-	-	-20 +60 -4 140			dewalt.com	
45mm 1.8"	90mm 3.5"	95mm 3.74"	120-300mins ~800-1000	2 & 4-bank Rapid		3	■	-	-	-	-20 +60 -4 140			dewalt.com	
45mm 1.8"	95mm 3.74"	100mm 4"	150-420mins ~800-1000	2 & 4-bank Rapid		3	■	-	-	-	-20 +60 -4 140			dewalt.com	



**NEW**

- TREEOLOGY - SALATHE - LOGGER PRO - WALD - DELIMBER -

**I DISCOVER!**

**zamberlan**  
HANDMADE PHILOSOPHY

IMAGES NOT TO SCALE  
 COSTS in £\$€= Currency conversion only. Most costs=max MSRP - you will often find for a lot less.  
 OTHER TOOLS IN RANGE:  
 ■=CSaw ■=Trade-Tools ■=DiscCutter  
 ■=OPE ■=Rescue Tools ■=Lighting  
 Ⓢ=Special Tools  
 ●=PARTIAL FEATURE  
 □= Option ~≈ approximate

**SERIES**  
**MODEL**  
 Pproduct Code  
**COMPANY**

NB: 20v/60v in the US  
 is 18v/54v in Europe

**FITS TOOLS FOR:...**

**ORIGIN**

~ COST  
 inc tax / VAT












**WEIGHT**

**BATTERY TYPE**  
**VOLTAGE**

**AMP HOURS**  
 Ah

**ENERGY**  
 WorkHours  
 Wh

**LE**

	<b>E-Force</b> 2.3Ah LBP-50-125	<b>ECHO</b>	■ ■	🇯🇵	£190 \$198 €170	1kg 2.25lb	Li ion 56/50.4v	2.3Ah	113 Wh	18 7
	<b>E-Force</b> 2.5Ah LBP-50-150 LBP56V125	<b>ECHO</b>	■ ■	🇯🇵	£190 \$220 €220	1kg 2.25lb	Li ion 56/50.4v	2.5Ah	126 Wh	18 7
	<b>E-Force</b> 4.5Ah LBP-56V250	<b>ECHO</b>	■ ■	🇯🇵	£270 \$250 €310	1.8kg 4lb	Li ion 56/50.4v	4.5Ah	252 Wh	18 7
	<b>E-Force</b> 5Ah LBP-50-250	<b>ECHO</b>	■ ■	🇯🇵	£280 \$250 €320	1.8kg 4lb	Li ion 56/50.4v	5Ah	252 Wh	18 7
	<b>E-Force</b> 8Ah LBP-56V400A	<b>ECHO</b>	■ ■	🇯🇵	£299 \$350 €460	2.4kg 5.3lb	Li ion 56/50.4v	8Ah	448Wh	22 8
	<b>E-Force</b> 9Ah LBP-50-400	<b>ECHO</b>	■ ■	🇯🇵	£299 \$350 €520	2.4kg 5.3lb	Li ion 56/50.4v	9Ah	504 Wh	22 8
	<b>PCX</b> 1.5Ah 4511340	<b>EINHELL</b>	■ ■ ■	🇩🇪	£27 \$35 €32	350g 00lb	Li ion 18v	1.5Ah	27 Wh	12 4
	<b>PCX</b> 2Ah 4511395	<b>EINHELL</b>	■ ■ ■	🇩🇪	£32 \$39 €37	370g 00lb	Li ion 18v	2Ah	36 Wh	12 4
	<b>PCX</b> 2.5Ah 4511516	<b>EINHELL</b>	■ ■ ■	🇩🇪	£38 \$44 €43	400g 00lb	Li ion 18v	2.5Ah	45 Wh	12 4
	<b>PCX</b> 3Ah 4511501	<b>EINHELL</b>	■ ■ ■	🇩🇪	£45 \$55 €50	0.65kg 00lb	Li ion 18v	3Ah	54 Wh	13 5
	<b>PCX</b> 4Ah 4511553	<b>EINHELL</b>	■ ■ ■	🇩🇪	£52 \$65 €60	0.63kg 00lb	Li ion 18v	4Ah	72 Wh	14 5



LENGTH	WIDTH	DEPTH	RECHARGE Min to Max Time Charger-dependant  CHARGE CYCLES	MULTI CHARGERS	REPRESENTATIVE ENDURANCE	WARRANTY (Yrs) Life	LED CHARGE STATUS	IN-USE COOLING FAN	WIFI/BLUETOOTH	IP-RATING WATERPROOF	OP TEMP °C °F	NOTES	WWW.
44mm 1.74"	88mm 3.46"	66mm 2.6"	42-47mins  800-1000	Dual-port. LCJU-560 Rapid LCJQ-560 Ultra-Rapid		2	■	-	-	-	0-45 32-113		echotools.com
44mm 1.74"	88mm 3.46"	66mm 2.6"	42-47mins  800-1000	Dual-port. LCJU-560 Rapid LCJQ-560 Ultra-Rapid		2	■	-	-	-	0-45 32-113		echotools.com
44mm 1.74"	88mm 3.46"	100mm 3.96"	57-89mins  800-1000	Dual-port. LCJU-560 Rapid LCJQ-560 Ultra-Rapid		2	■	-	-	-	0-45 32-113	NB: will not fit 2500T Top-handle CSaw	echotools.com
44mm 1.74"	88mm 3.46"	100mm 3.96"	57-89mins  800-1000	Dual-port. LCJU-560 Rapid LCJQ-560 Ultra-Rapid		2	■	-	-	-	0-45 32-113	NB: will not fit 2500T Top-handle CSaw	echotools.com
42.2mm 1.675"	88mm 3.46"	107mm 4.25"	60-225mins  800-1000	Dual-port Rapid. Ultra-Rapid.		2	■	-	-	-	0-45 32-113	NB: will not fit 2500T Top-handle CSaw	echotools.com
42.2mm 1.675"	88mm 3.46"	107mm 4.25"	60-225mins  800-1000	Dual-port Rapid. Ultra-Rapid.		2	■	-	-	-	0-45 32-113	NB: will not fit 2500T Top-handle CSaw	echotools.com
40mm 1.57"	80mm 3.15"	50mm 2"	10-30mins  500-700	2 & 4 Bay Standard Fast Boost Vehicle 12v		3	■	-	-	-	0 +40 32 104	PHASING OUT Not for rescue anyway. Warranty is 1 year or 3 years with registration	einhell.com
40mm 1.57"	80mm 3.15"	50mm 2"	15-45mins  500-700	2 & 4 Bay Standard Fast Boost Vehicle 12v		3	■	-	-	-	0 +40 32 104	Warranty is 1 year or 3 years with registration	einhell.com
45mm 1.79"	80mm 3.15"	50mm 2"	20-50mins  500-700	2 & 4 Bay Standard Fast Boost Vehicle 12v		3	■	-	-	-	0 +40 32 104	Warranty is 1 year or 3 years with registration	einhell.com
40mm 1.51"	82mm 3.2"	75mm 3"	25-60mins  500-700	2 & 4 Bay Standard Fast Boost Vehicle 12v		3	■	-	-	-	0 +40 32 104	Warranty is 1 year or 3 years with registration	einhell.com
40mm 1.55"	60mm 2.4"	90mm 3.5"	30-120mins  600-800	2 & 4 Bay Standard Fast Boost Vehicle 12v		3	■	-	-	-	0 +40 32 104	Warranty is 1 year or 3 years with registration	einhell.com

IMAGES NOT TO SCALE  
 COSTS in £/\$/€= Currency conversion only. Most costs=max MSRP - you will often find for a lot less.  
 OTHER TOOLS IN RANGE:  
 ■=CSaw ■=Trade-Tools ■=DiscCutter  
 ■=OPE ■=Rescue Tools ■=Lighting  
 ⓘ=Special Tools  
 ●=PARTIAL FEATURE  
 □= Option ~≈ approximate

**SERIES**  
**MODEL**  
 Pproduct Code  
 NB: 20v/60v in the US  
 is 18v/54v in Europe

**COMPANY**

**FITS TOOLS FOR:...**

**ORIGIN**

**~ COST**  
 inc tax / VAT

**WEIGHT**

**BATTERY TYPE**  
**VOLTAGE**

**AMP HOURS**  
 Ah

**ENERGY**  
 WorkHours Wh

**LEN**

	<b>PCX Plus</b> 5.2Ah 4511437	<b>EINHELL</b>	■ ■ ■ ■		£65 \$80 €70	0.89kg 1lb	Li ion 18V	5.2Ah	94 Wh	14 5
	<b>PCX</b> 6Ah 000000	<b>EINHELL</b>	■ ■ ■ ■		£75 \$90 €85	0.9kg 1lb	Li ion 18V	6Ah	108 Wh	14 5
	<b>PCX Plus</b> 8Ah 000000	<b>EINHELL</b>	■ ■ ■ ■		£95 \$110 €105	1.1kg 2.4lb	Li ion 18V	8Ah	144 Wh	16 6
	<b>PCX Multi</b> 4-6Ah 4511502	<b>EINHELL</b>	■ ■ ■ ■		£105 \$120 €115	1kg 2.2lb	Li ion 18V	4/6Ah	72/108 Wh	15 0
	<b>PCX Multi</b> 5-8Ah 4511600	<b>EINHELL</b>	■ ■ ■ ■		£125 \$145 €140	1.1kg 2.4b	Li ion 18V	5/80Ah	90/144 Wh	16 6
	<b>E force</b> 5 Ah 107.289.3	<b>GENESIS RESCUE</b>	■ ■		<b>\$1050</b>	1.45g 3.2lb	Li ion 28V	5 Ah	145 Wh	13 5
	<b>BSL</b> BSL1815C 335782	<b>HİKOKI (HITACHI)</b>	■ ■ ■		£50 \$75 €60	380g 13.4oz	Li ion 18V	1.5 Ah	27 Wh	11 4
	<b>BSL</b> BSL1820MC 335783	<b>HİKOKI (HITACHI)</b>	■ ■ ■		£60 \$85 €70	400g 14.1oz	Li ion 18V	2 Ah	36 Wh	11 4

# Technical Rescue Solutions

for the Emergency Services

Specialist Training and Equipment for Work at Height and Rescue Operations





LENGTH	WIDTH	DEPTH	RECHARGE Min to Max Time Charger-dependant  CHARGE CYCLES	MULTI CHARGERS	REPRESENTATIVE ENDURANCE	WARRANTY (Yrs) Life	LED CHARGE STATUS	IN-USE COOLING FAN	WIFI/BLUETOOTH	IP-RATING WATERPROOF	OP TEMP °C °F	NOTES	www.
100mm 3.5"	90mm 3.5"	90mm 3.5"	40-100mins  700-900	2 & 4 Bay Standard Fast Boost Vehicle 12v		3	■	-	-	-	0 +40 32 104	Warranty is 1 year or 3 years with registration	einhell.com
100mm 3.5"	90mm 3.5"	90mm 3.5"	45-120mins  700-900	2 & 4 Bay Standard Fast Boost Vehicle 12v		3	■	-	-	-	0 +40 32 104	DISCONTINUED in favour of 4/6Ah multi. Warranty is 1 year or 3 years with registration	einhell.com
100mm 3.5"	100mm 4"	95mm 3.7"	60-160mins  700-900	2 & 4 Bay Standard Fast Boost Vehicle 12v		3	■	-	-	-	0 +40 32 104	Warranty is 1 year or 3 years with registration	einhell.com
100mm 4"	95mm 3.7"	95mm 3.7"	45-120mins  <1000	2 & 4 Bay Standard Fast Boost Vehicle 12v		3	■	-	-	-	0 +40 32 104	Warranty is 1 year or 3 years with registration	einhell.com
100mm 3.5"	100mm 4"	100mm 4"	60-160mins  <1000	2 & 4 Bay Standard Fast Boost Vehicle 12v		3	■	-	-	-	0 +40 32 104	Warranty is 1 year or 3 years with registration	einhell.com
85mm 3.3"	81mm 3.2"	84mm 3.3"	90mins  ~500	Standard		1	■	-	-	-	-20 +55 -4 131	Milwaukee M28 replacement (in case of discontinuation by Milwaukee) for Genesis E-Force tools	genesisrescue.com
101mm 3.4"	75mm 3"	60mm 2.4"	20-45mins  ~1000	4-bay Standard Rapid		1	■	-	-	-	-5 +40 23 104		hikoki-powertools.com
101mm 3.4"	75mm 3"	60mm 2.4"	25-55mins  ~1000	4-bay Standard Rapid		1	■	-	-	-	-5 +40 23 104		hikoki-powertools.com



**LYON**  
WORK & RESCUE

Tel: +44 (0) 15396 24040

Email: [info@lyon.co.uk](mailto:info@lyon.co.uk)

Web: [www.lyon.co.uk](http://www.lyon.co.uk)

IMAGES NOT TO SCALE  
 COSTS in £\$€= Currency conversion only. Most costs=max MSRP - you will often find for a lot less.  
 OTHER TOOLS IN RANGE:  
 ■=CSaw ■=Trade-Tools ■=DiscCutter  
 ■=OPE ■=Rescue Tools ■=Lighting  
 Ⓢ=Special Tools  
 ●=PARTIAL FEATURE  
 □= Option ~≈ approximate

**SERIES**  
**MODEL**  
 Pproduct Code  
**COMPANY**  
 NB: 20v/60v in the US is 18v/54v in Europe

**FITS TOOLS FOR:...**  
**ORIGIN**  
 ~ COST inc tax / VAT  
**WEIGHT**  
**BATTERY TYPE VOLTAGE**  
**AMP HOURS Ah**  
**ENERGY WorkHours Wh**



**BSL**  
**BSL1830C**  
 335784  
 335784

**HiKOKI (HITACHI)**



£60  
 \$85  
 €70

0.5kg  
 380g  
 1.1lb  
 13.4oz

Li ion  
 18v

3 Ah  
 54 Wh

11  
 4



**BSL**  
**BSL1840MC**  
 378679

**HiKOKI (HITACHI)**



£100  
 \$110  
 €90

0.56kg  
 1.23lb

Li ion  
 18v

4 Ah  
 72 Wh

13  
 4



**BSL**  
**BSL1850C**  
 378683  
 335785

**HiKOKI (HITACHI)**



£120  
 \$155  
 €130

0.6255kg  
 1.371.21lb

Li ion  
 18v

5 Ah  
 90 Wh

134  
 4.6



**BSL**  
**BSL1860**  
 338891  
 335786

**HiKOKI (HITACHI)**



£140  
 \$175  
 €150

0.68kg  
 1.5lb

Li ion  
 18v

6 Ah  
 108 Wh

11  
 4



**MultiVolt**  
**BSL36A18**  
 371750

**HiKOKI (HITACHI)**



£00  
 \$00  
 €200

0.74kg  
 1.63lb

Li ion  
 36/18v

2.5/5Ah  
 90 Wh

11  
 4



**MultiVolt**  
**BSL36B18X**  
 371753

**HiKOKI (HITACHI)**



£00  
 \$00  
 €00

0.74kg  
 1.63lb

Li ion  
 36/18v

2.5/5Ah  
 90 Wh

11  
 4



**MultiVolt**  
**BSL36B18**  
 371751

**HiKOKI (HITACHI)**



£00  
 \$00  
 €00

1kg  
 2.2lb

Li ion  
 36/18v

4/8Ah  
 144 Wh

13  
 5



**MultiVolt**  
**BSL3640MVT**  
 371752

**HiKOKI (HITACHI)**



£00  
 \$00  
 €00

1.05kg  
 2.31lb

Li ion  
 36/18v

4/8 Ah  
 144 Wh

13  
 5



**MultiVolt T-Power**  
**BSL3640MVT**  
 381990

**HiKOKI (HITACHI)**



£00  
 \$00  
 €00

0.98kg  
 2.16lb

Li ion  
 36/18v

4/8 Ah  
 144 Wh

13  
 5



**Nuron**  
**B22-55**  
 000000

**HILTI**



£80  
 \$118  
 €90

550g  
 1.2lb

Li ion  
 22v

2.6 Ah  
 54 Wh

13  
 5



**Nuron**  
**B22-85**  
 000000

**HILTI**



£100  
 \$160  
 €90

760g  
 1.7lb

Li ion  
 18/20v

4 Ah  
 85 Wh

13  
 5





LENGTH	WIDTH	DEPTH	RECHARGE Min to Max Time Charger-dependant  CHARGE CYCLES	MULTI CHARGERS	REPRESENTATIVE ENDURANCE	WARRANTY (Yrs)	LED CHARGE STATUS	IN-USE COOLING FAN	WiFi/BLUETOOTH	IP-RATING WATERPROOF	OP TEMP °C °F	NOTES	www.
66mm 2.6"	75mm 3"	7049mm 2.81.9"	30-70mins  ~1000	4-bay Standard Rapid		1	■	-	-	-	-5 +40 23 104	C Variant = Compact	hikoki-powertools.com
64mm 2.57"	83mm 3.1"	54mm 2.1"	35-90mins  ~1000	4-bay Standard Rapid		3	■	-	-	-	-5 +40 23 104	Compact replaces larger standard models	hikoki-powertools.com
97mm 3.83"	8376mm 3.13"	7571mm 32.8"	40-110mins  ~1000	4-bay Standard Rapid		3	■	-	-	-	-5 +40 23 104	C Variant = Compact	hikoki-powertools.com
66mm 2.6"	83mm 3.1"	75mm 3"	45-120mins  ~1000	4-bay Standard Rapid		3	■	-	-	-	-5 +40 23 104		hikoki-powertools.com
66mm 2.6"	69mm 2.7"	75mm 3"	32-90mins  ~1000	4-bay Standard Rapid		3	■	-	-	-	-5 +40 23 104		hikoki-powertools.com
66mm 2.6"	69mm 2.7"	75mm 3"	32-90mins  <1200	4-bay Standard Rapid		3	■	-	-	-	-5 +40 23 104		hikoki-powertools.com
64mm 2.53"	83mm 3.3"	75mm 3"	38-120mins  <1200	4-bay Standard Rapid		3	■	-	-	-	-5 +40 23 104		hikoki-powertools.com
64mm 2.53"	83mm 3.3"	75mm 3"	38-120mins  <1200	4-bay Standard Rapid		3	■	-	-	-	-5 +40 23 104		hikoki-powertools.com
64mm 2.53"	83mm 3.3"	75mm 3"	40-120mins  <1500	4-bay Standard Rapid		3	■	-	-	-	-5 +40 23 104		hikoki-powertools.com
63mm 2.52"	82mm 3.2"	48mm 1.9"	30-180mins  <500	4-Bay Compact Fast/Standard Ultimate		2	■	-	-	-	-17 +60 1 140		hilti.com
63mm 2.52"	82mm 3.2"	53mm 2.62"	30-240mins  <500	4-Bay Compact Fast/Standard Ultimate		2	■	-	-	-	-17 +60 1 140		hilti.com

IMAGES NOT TO SCALE  
 COSTS in £/\$/€= Currency conversion only. Most costs=max MSRP - you will often find for a lot less.  
**OTHER TOOLS IN RANGE:**  
 ■=CSaw ■=Trade-Tools ■=DiscCutter  
 ■=OPE ■=Rescue Tools ■=Lighting  
 ⓘ=Special Tools  
 ●=PARTIAL FEATURE  
 □= Option ~≈ approximate

**SERIES**  
**MODEL**  
 Pproduct Code  
 NB: 20v/60v in the US  
 is 18v/54v in Europe

**COMPANY**

**FITS TOOLS FOR:...**

**ORIGIN**

**~ COST**  
 inc tax / VAT

**WEIGHT**

**BATTERY TYPE**  
**VOLTAGE**

**AMP HOURS**  
 Ah

**ENERGY**  
 WorkHours Wh

**LEN**

	<b>Nuron</b> B22-110 000000	<b>HILTI</b>	■ ■ ■ ■ ■ ■	■ ■ ■ ■ ■ ■	£150 - €280	910g 2lb	Li ion 22v	5 Ah	110 wh	13 5
	<b>Nuron</b> B22-170 000000	<b>HILTI</b>	■ ■ ■ ■ ■ ■	■ ■ ■ ■ ■ ■	- - -	1.31kg 2.88lb	Li ion 22v	8 Ah	170.6 wh	15 6
	<b>Nuron</b> B22-195 000000	<b>HILTI</b>	■ ■ ■ ■ ■ ■	■ ■ ■ ■ ■ ■	£305 \$241 €000	1.33kg 2.93lb	Li ion 22v	9 Ah	194 wh	15 6
	<b>Nuron</b> B22-255 000000	<b>HILTI</b>	■ ■ ■ ■ ■ ■	■ ■ ■ ■ ■ ■	£375 - €425	1.84kg 4.05lb	Li ion 22v	12 Ah	255 wh	15 6
	<b>Nuron</b> B22-290 000000	<b>HILTI</b>	■ ■ ■ ■ ■ ■	■ ■ ■ ■ ■ ■	£240 \$315 €300	1.8kg 3.99lb	Li ion 22v	13.5 Ah	290 wh	15 6
	<b>B36</b> B36/5.2 000000	<b>HILTI</b>	■ ■ ■ ■ ■ ■	■ ■ ■ ■ ■ ■	£395 \$535 €450	1.35kg 3lb	Li ion 36v	5.2 Ah	187 wh	16 6
	<b>B36</b> B36/9 000000	<b>HILTI</b>	■ ■ ■ ■ ■ ■	■ ■ ■ ■ ■ ■	£500 \$675 €570	2.03kg 3lb	Li ion 36v	9 Ah	324 wh	18 7
	<b>Greenline EVO3</b> BPA286 000000	<b>HOLMATRO</b>	■ ■ ■ ■ ■ ■	■ ■ ■ ■ ■ ■	~£810 ~\$970 ~€1000	1kg 2.2lb	Li ion 28v	6 Ah*	151 wh	14 5
	<b>Pentheon</b> PBPA288 000000	<b>HOLMATRO</b>	■ ■ ■ ■ ■ ■	■ ■ ■ ■ ■ ■	~£850 ~\$1020 ~€1050	1.6kg 3.5lb	Li ion 28v	8 Ah	202 wh	18 7
	<b>PACE</b> B380-X 000000	<b>HUSQVARNA</b>	■ ■ ■ ■ ■ ■	■ ■ ■ ■ ■ ■	£1050 \$825 €950	5kg 11lb	Li ion 94v	4 Ah	374 wh	24 9
	<b>PACE</b> B750-X 000000	<b>HUSQVARNA</b>	■ ■ ■ ■ ■ ■	■ ■ ■ ■ ■ ■	£750 \$560 €750	3kg 6.6lb	Li ion 94v	8 Ah	750 wh	24 9



LENGTH	WIDTH	DEPTH	RECHARGE Min to Max Time Charger-dependant  CHARGE CYCLES	MULTI CHARGERS	REPRESENTATIVE ENDURANCE	WARRANTY (Yrs)	Life	LED CHARGE STATUS	IN-USE COOLING FAN	WiFi/ BLUETOOTH	IP-RATING	WATERPROOF	OP TEMP °C °F	NOTES	www.
63mm 2.5"	82mm 3.2"	67mm 2.6"	30-30mins  <500	4-Bay Compact Fast/Standard Ultimate		2	■	-	-	-	-	-	-17 +60 1- 140	DISCONTINUED In USA	hilti.com
67mm 2.6"	87mm 3.4"	76mm 3"	30-48mins  <500	4-Bay Compact Fast/Standard Ultimate		2	■	-	-	-	-	-	-17 +60 1- 140	DISCONTINUED	hilti.com
65mm 2.5"	87mm 3.4"	76mm 3"	30-54mins  <500	4-Bay Compact Fast/Standard Ultimate		2	■	-	-	-	-	-	-17 +60 1- 140		hilti.com
65mm 2.5"	87mm 3.4"	99mm 3.9"	30-72mins  <500	4-Bay Compact Fast/Standard Ultimate		2	■	-	-	-	-	-	-17 +60 1- 140	DISCONTINUED In USA	hilti.com
68mm 2.7"	87mm 3.4"	99mm 3.9"	30-72mins  <500	4-Bay Compact Fast/Standard Ultimate		2	■	-	-	-	-	-	-17 +60 1- 140	May replace B22-255 in Europe but not yet stated	hilti.com
67mm 2.6"	92mm 3.6"	81mm 3.2"	35-130mins  <1000	4-Bay Fast 12v Car		2	■	-	-	-	-	-	17 +60 1- 140		hilti.com
81mm 3.1"	99mm 3.9"	103mm 4"	56-255mins  <1000	4-Bay Fast 12v Car		2	■	-	-	-	-	-	17 +60 1- 140		hilti.com
63mm 2.5"	111mm 4.4"	62mm 2.4"	90mins  ~500	Std EU Std USA Vehicle		2	■	-	-	-	54	-	-20 +55 -4 131	* replaced 5Ah version ⓘ Powers door ram	holmatro.com
68mm 2.7"	107mm 4.2"	110mm 4.3"	69mins  ~500	2 & 4-bank On-Tool charging for 3 tools + Standard 3.3Ah		■	■	-	-	-	68	-	-20 +55 -4 131	ⓘ Also powers the OMNIBLOCK shoring struts. Saltwater Submersible On tool charging	holmatro.com
65mm 2.6"	197mm 7.75"	100mm 4"	45mins  <1500	C900X Std Fast, C1800X Ultra-Fast		1 pro	■	-	-	-	-	-	-10 +40 14 104	warranty 2yr for private/domestic use	husqvarna.com
65mm 2.6"	197mm 7.75"	133mm 5.2"	45-75mins  <1500	C900X Std Fast, C1800X Ultra-Fast		1 pro	■	-	-	-	-	-	-10 +40 14 104	warranty 2yr for private/domestic use	husqvarna.com

IMAGES NOT TO SCALE  
 COSTS in £\$€= Currency conversion only. Most costs=max MSRP - you will often find for a lot less.  
 OTHER TOOLS IN RANGE:  
 ■=CSaw ■=Trade-Tools ■=DiscCutter  
 ■=OPE ■=Rescue Tools ■=Lighting  
 ⓘ=Special Tools  
 ●=PARTIAL FEATURE  
 □= Option ~ = approximate

	<b>SERIES MODEL</b> Pproduct Code  NB: 20v/60v in the US is 18v/54v in Europe	<b>COMPANY</b>	<b>FITS TOOLS FOR...</b>	<b>ORIGIN</b>	<b>~ COST</b> inc tax / VAT	<b>WEIGHT</b>	<b>BATTERY TYPE VOLTAGE</b>	<b>AMP HOURS</b> Ah	<b>ENERGY</b> WorkHours Wh	<b>LE</b>
	<b>100 B70</b> 970457101	<b>HUSQVARNA</b>	■ ■ ■		£100 \$135 €115	800g 1.8lb	Li ion <b>36V</b>	2 Ah	75.6 wh	13 5
	<b>100 B140</b> 970457201	<b>HUSQVARNA</b>	■ ■ ■		£180 \$240 €210	1.25kg 2.8lb	Li ion <b>36V</b>	4 Ah	144 wh	13 5
	<b>BLi BLi100</b> 967091801	<b>HUSQVARNA</b>	■ ■ ■		£140 \$190 €160	1.9kg 4.2lb	Li ion <b>36V</b>	2.8 Ah	101 wh	13 5
	<b>BLi BLi200</b> 967091901	<b>HUSQVARNA</b>	■ ■ ■		£230 \$310 €260	1.3kg 2.8lb	Li ion <b>36V</b>	5.2 Ah	180 wh	13 5
	<b>BLi BLi30</b> 967937701	<b>HUSQVARNA</b>	■ ■ ■		£250 \$330 €290	1.9kg 4.2lb	Li ion <b>36V</b>	7.5 Ah	270 wh	13 5
	<b>BLi BLi300</b> 967071901	<b>HUSQVARNA</b>	■ ■ ■		£320 \$440 €380	1.9kg 4.2bz	Li ion <b>36V</b>	9 Ah	324 wh	15 6
	<b>BLiX 40-B140X</b> 970607901	<b>HUSQVARNA</b>	■ ■ ■		£180 \$240 €210	800g 1.8lb	Li ion <b>36V</b>	4 Ah	75.6 wh	13 5
	<b>BLiX BLi200X</b> 970448901	<b>HUSQVARNA</b>	■ ■ ■		£250 \$330 €290	1.3kg 2.8lb	Li ion <b>36V</b>	5.2 Ah	180 wh	13 5
	<b>BLiX 40-B220X</b> 970607801	<b>HUSQVARNA</b>	■ ■ ■		£290 \$385 €330	1.4g 3.1lb	Li ion <b>36V</b>	6 Ah	216 wh	13 5
	<b>BLiX 40-B330X</b> 970607801	<b>HUSQVARNA</b>	■ ■ ■		£330 \$440 €380	1.8g 4lb	Li ion <b>36V</b>	9 Ah	324 wh	15 6
	<b>BLiX 40-B540X</b> 000000	<b>HUSQVARNA</b>	■ ■ ■		£650 \$825 €700	2.86kg 6.3lb	Li ion <b>36V</b>	15 Ah	540 wh	15 6



LENGTH	WIDTH	DEPTH	RECHARGE Min to Max Time Charger-dependant  CHARGE CYCLES	MULTI CHARGERS	REPRESENTATIVE ENDURANCE	WARRANTY (Yrs) Life	LED CHARGE STATUS	IN-USE COOLING FAN	WIFI/BLUETOOTH	IP-RATING WATERPROOF	OP TEMP °C °F	NOTES	WWW.
52mm 5.2"	117mm 4.6"	98mm 3.8"	40-80mins  >600	Rapid, QC250 Standard		2	■	-	-	-	-10 +40 14 104	Domestic series	husqvarna.com
52mm 5.2"	117mm 4.6"	98mm 3.8"	40-150mins  >600	Rapid, Standard	35-45mins	2	■	-	-	-	-10 +40 14 104	Domestic series	husqvarna.com
52mm 5.2"	155mm 6.1"	98mm 3.8"	40-105mins  >600	Rapid, Standard Vehicle 4 & 8-bank		1 pro	■	-	-	-	-10 +40 14 104	① Powered ascender/ winch	husqvarna.com
52mm 5.2"	115.6mm 4.5"	98mm 3.8"	60-180mins  1500	40-C80 Standard QC250 Quick Vehicle 4 & 8-bank	2hr10	1 pro	■	-	-	-	-10 +40 14 104	① Powered ascender/ winch	husqvarna.com
52mm 5.2"	155mm 6.1"	98mm 3.8"	70-240mins  >600	Rapid, Standard Vehicle 4 & 8-bank		1 pro	■	-	-	-	-10 +40 14 104	① Powered ascender/ winch	husqvarna.com
55mm 5.1"	115.6mm 4.5"	98mm 3.8"	60-300mins  1500	Rapid, Standard Vehicle 4 & 8-bank	3hr55	1 pro	■	-	-	-	-10 +40 14 104	① Powered ascender/ winch	husqvarna.com
52mm 5.2"	117mm 4.6"	98mm 3.85"	40-150mins  >600	QC330-Standard 40-C750 Rapid X8-bank		1 pro	■	-	Bluetooth	X4	-10 +40 14 104	X=Next Generation On-board Temp gauge. ① Powered ascender/ winch	husqvarna.com
52mm 5.2"	115.6mm 4.5"	98mm 3.8"	50-195mins  1500	Rapid, Standard Vehicle 4 & 8-bank		1 pro	■	-	Bluetooth	X4	-10 +40 14 104	X=Next Generation On-board Temp gauge. ① Powered ascender/ winch	husqvarna.com
52mm 5.2"	117mm 4.6"	98mm 3.85"	45-210mins  <1500	QC330-Standard 40-C750 Rapid X8-bank		1 pro	■	-	Bluetooth	X4	-10 +40 14 104	X=Next Generation On-board Temp gauge. ① Powered ascender/ winch	husqvarna.com
55mm 5.1"	130.5mm 5.1"	93mm 3.6"	60-300mins  <1500	QC330-Standard 40-C750 Rapid X8-bank		1 pro	■	-	Bluetooth	X4	-10 +40 14 104	X=Next Generation On-board Temp gauge. ① Powered ascender/ winch	husqvarna.com
55mm 5.1"	130.5mm 5.1"	93mm 3.6"	90-420mins  <1500	QC330-Standard 40-C750 Rapid X8-bank		1 pro	■	■	Bluetooth	X4	-10 +40 14 104	X=Next Generation On-board Temp gauge. ① Powered ascender/ winch	husqvarna.com

IMAGES NOT TO SCALE  
 COSTS in £\$€= Currency conversion only. Most costs=max MSRP - you will often find for a lot less.  
 OTHER TOOLS IN RANGE:  
 ■=CSaw ■=Trade-Tools ■=DiscCutter  
 ■=OPE ■=Rescue Tools ■=Lighting  
 ⓘ=Special Tools  
 ●=PARTIAL FEATURE  
 □= Option ~≈ approximate

**SERIES**  
**MODEL**  
 Pproduct Code  
**COMPANY**  
 NB: 20v/60v in the US  
 is 18v/54v in Europe

**FITS TOOLS FOR:...**  
**ORIGIN**  
 ~ COST  
 inc tax / VAT  
**WEIGHT**  
**BATTERY TYPE**  
**VOLTAGE**  
**AMP HOURS**  
 Ah  
**ENERGY**  
 WorkHours  
 Wh

LE

	<b>E2</b> 000000	<b>IDEX (HURST/ LUKAS)</b>	■ ■	■ ■ ■	£1040 \$1200 €1200	500g 0oz	Li ion 25.2V	5Ah	126 Wh	1
	<b>EXL-Strongarm</b> 000000	<b>IDEX (HURST/ LUKAS)</b>	■	■ ■ ■ ■	£910 \$1045 €1045	1.3kg 2.9lb	Li ion 25.2V	4Ah	98 Wh	1
	<b>EXL/E3 Std</b> 5Ah 000000	<b>IDEX (HURST/ LUKAS)</b>	■ ■	■ ■	£1040 \$1200 €1200	1.2kg 2.6oz	Li ion 25.2V	5 Ah	126 Wh	1
	<b>EXL/E3 Std</b> 9Ah 000000	<b>IDEX (HURST/ LUKAS)</b>	■ ■	■ ■	£1390 \$1600 €1600	1.6kg 3.5oz	Li ion 25.2V	9 Ah	226.8 Wh	1
	<b>E3 Connect</b> 5Ah 000000	<b>IDEX (HURST/ LUKAS)</b>	■ ■	■ ■	£1150 \$1300 €1300	1.2kg 2.6oz	Li ion 25.2V	5 Ah	126 Wh	1
	<b>E3 Connect</b> 9Ah 000000	<b>IDEX (HURST/ LUKAS)</b>	■ ■	■ ■	£1570 \$1800 €1800	1.6kg 3.5oz	Li ion 25.2V	9 Ah	226.8 Wh	1
	<b>E3 Saltwater 9Ah</b> 000000	<b>IDEX (HURST/ LUKAS)</b>	■ ■	■ ■	£1740 \$2000 €2000	1.6kg 3.5oz	Li ion 25.2V	9 Ah	226.8 Wh	1
	<b>LXT</b> 2Ah BL1820B	<b>MAKITA</b>	■ ■ ■ ■	●	£60 \$80 €70	380g 13.4oz	Li ion 18V	2 Ah	36 Wh	1
	<b>LXT</b> 3Ah BL1830B	<b>MAKITA</b>	■ ■ ■ ■	●	£70 \$90 €80	640g 1.4lb	Li ion 18V	3 Ah	54 Wh	1
	<b>LXT</b> 4Ah BL1840B	<b>MAKITA</b>	■ ■ ■ ■	●	£85 \$110 €95	640g 1.4lb	Li ion 18V	4 Ah	72 Wh	1
	<b>LXT</b> 5Ah BL1850B	<b>MAKITA</b>	■ ■ ■ ■	●	£100 \$130 €110	640g 1.4oz	Li ion 18V	5 Ah	90 Wh	1

LENGTH	WIDTH	DEPTH	RECHARGE Min to Max Time Charger-dependant  CHARGE CYCLES	MULTI CHARGERS	REPRESENTATIVE ENDURANCE							NOTES	www.
						WARRANTY (Yrs)	LED CHARGE STATUS	IN-USE COOLING FAN	WiFi/BLUETOOTH	IP-RATING	WATERPROOF		
76mm 3.00"	97mm 3.81"	70mm 2.76"	150mins  ~500	Standard 3Ah 4-bank 3Ah 110v Adapter 12v vehicle		2	-	-	-	54	-20 +55	E2 DISCONTINUED	lukas.com jawsoflife.com
52mm 2.05"	86mm 3.35"	78mm 3.07"	~500	Standard		2	-	-	-	54	-20 +55	Fits Lukas/Hurst StrongArm tools only. Discharge LEDs as per SCBA Grn, Ylw, Red	lukas.com jawsoflife.com
76mm 3.00"	97mm 3.81"	70mm 2.76"	90mins  ~1000	Standard 4Ah 4-bank 3Ah 110v Adapter 12v vehicle		2	■	-	-	68	-20 +55	Fresh water Submersible Change batteries underwater. Battery has on-board LED for night-changes	lukas.com jawsoflife.com
76mm 3.00"	97mm 3.81"	89mm 3.50"	~1000	Standard 3Ah 4-bank 3Ah 110v Adapter 12v vehicle	60mins in 3m of water	2	■	-	-	68	-20 +55	Fresh water Submersible Change batteries underwater. Battery has on-board LED for night-changes	lukas.com jawsoflife.com
76mm 3.00"	97mm 3.81"	89mm 3.50"	~500	Standard 3Ah 4-bank 3Ah 110v Adapter 12v vehicle	60mins in 3m of water	2	■	-	■	68	-20 +55	Change batteries underwater. Battery has on-board LED for night-changes	lukas.com jawsoflife.com
76mm 3.00"	97mm 3.81"	89mm 3.50"	~500	Standard 3Ah 4-bank 3Ah 110v Adapter 12v vehicle	60mins in 3m of water	2	■	-	■	68	-20 +55	Change batteries underwater. Battery has on-board LED for night-changes	lukas.com jawsoflife.com
76mm 3.00"	97mm 3.81"	89mm 3.50"	~500	Standard 3Ah 4-bank 3Ah 110v Adapter 12v vehicle	60mins in 3m of water	2	■	-	■	68	-20 +55	Salt water Submersible Change batteries underwater. Battery has on-board LED for night-changes	lukas.com jawsoflife.com
133mm 5.24"	75mm 2.95"	45mm 1.77"	22-45 mins  ~1000	2-bank Rapid Standard Back/Power Pack		2/ 3*	■	-	-	-	-20 +60 -4 140	*3yrs in the USA	makitatools.com
133mm 5.24"	75mm 2.95"	62mm 2.44"	24-60 mins  ~1000	2-bank Rapid Standard Back/Power Pack		2/ 3*	■	-	-	-	-20 +60 -4 140	*3yrs in the USA	makitatools.com
133mm 5.24"	75mm 2.95"	62mm 2.44"	36-90 mins  ~1000	2-bank Rapid Standard Back/Power Pack		2/ 3*	■	-	-	-	-20 +60 -4 140	*3yrs in the USA	makitatools.com
133mm 5.24"	75mm 2.95"	62mm 2.44"	45-110 mins  ~1000	2-bank Rapid Standard Back/Power Pack		2/ 3*	■	-	-	-	-20 +60 -4 140	*3yrs in the USA	makitatools.com

IMAGES NOT TO SCALE  
 COSTS IN £\$€= Currency conversion only. Most costs=max MSRP - you will often find for a lot less.  
 OTHER TOOLS IN RANGE:  
 =CSaw =Trade-Tools =DiscCutter  
 =OPE =Rescue Tools =Lighting  
 =Special Tools  
 =PARTIAL FEATURE  
 = Option ~ = approximate

	SERIES MODEL Pproduct Code	COMPANY	FITS TOOLS FOR...	ORIGIN	~ COST inc tax / VAT	WEIGHT	BATTERY TYPE VOLTAGE	AMP HOURS Ah	ENERGY WorkHours Wh	LE
	LXT 6Ah BL1860B	MAKITA			£120 \$165 €130	660g 1.45lb	Li ion 18v	6 Ah	108 wh	1100
	LXT 9Ah BL1890	MAKITA			£200 \$275 €210	1kg 2.2lb	Li ion 18v	9 Ah	0 wh	1100
	XGT 2Ah BL4020	MAKITA			£95 \$130 €110	690g 1.5lb	Li ion 40v	2 Ah	72 wh	1140
	XGT 2.5Ah BL4025	MAKITA			£100 \$145 €120	710g 1.5lb	Li ion 40v	2.5 Ah	90 wh	1140
	XGT 4Ah BL4040F	MAKITA			£160 \$200 €170	1kg 2.2lb	Li ion 40v	4 Ah	144 wh	1350
	XGT 5Ah High Output BL4050F	MAKITA			£190 \$240 €200	1.3kg 2.8lb	Li ion 40v	5 Ah	180 wh	1500
	XGT 8Ah High Output BL4080F	MAKITA			£280 \$330 €280	1.9kg 4.2lb	Li ion 40v	8 Ah	288 wh	1500
	MX Fuel XC3 MXF CP203	MILWAUKEE			£420 \$420 €420	2.7kg 6lb	Li ion 72v	3 Ah	216 wh	2000
	MX Fuel XC6 MXF XC406	MILWAUKEE			£650 \$660 €650	0g 0oz	Li ion 72v	6 Ah	432 wh	2300
	RedLithium Forge XC8 MXF XC608	MILWAUKEE			£1120 \$1210 €1150	4.5kg 9.8lb	Li ion 72v	8 Ah	576 wh	2600
	RedLithium Forge C12 MXF HD812	MILWAUKEE			£1500 \$1320 €1400	7kg 15.4lb	Li ion 72v	12 Ah	864Wh	3000





LENGTH	WIDTH	DEPTH	RECHARGE Min to Max Time Charger-dependant  CHARGE CYCLES	MULTI CHARGERS	REPRESENTATIVE ENDURANCE	WARRANTY (Yrs) Life	LED CHARGE STATUS	IN-USE COOLING FAN	WIFI/BLUETOOTH	IP-RATING WATERPROOF	OP TEMP °C °F	NOTES	WWW.
133mm 5.3"	75mm 3.0"	62mm 2.4"	55-130 mins  ~1000	2-bank Rapid Standard Back/Power Pack		2/ 3*	■	-	-	-	-20 +60 -4 140	*3yrs in the USA	makitatools.com
133mm 5.3"	75mm 3.0"	62mm 2.4"	70-200 mins  ~800	2-bank Rapid Standard Back/Power Pack		2/ 3*	■	-	-	-	-20 +60 -4 140	*3yrs in the USA	makitatools.com
138mm 5.4"	77mm 3.0"	65mm 2.5"	22-30mins  ~1000	2-bank Rapid Standard Back/Power Pack		2/ 3*	■	■	●	-	-20 +60 -4 140	*Digital coms between battery and tool regarding staus and power draw etc. *3yrs in the USA	makitatools.com
138mm 5.4"	77mm 3.0"	65mm 2.5"	28-38mins  ~1000	2-bank Rapid Standard Back/Power Pack		2/ 3*	■	■	●	-	-20 +60 -4 140	*Digital coms between battery and tool regarding staus and power draw etc. *3yrs in the USA	makitatools.com
133mm 5.3"	82mm 3.22"	71mm 2.8"	45-67mins  ~1000	2-bank Rapid Standard Back/Power Pack		2/ 3*	■	■	●	-	-20 +60 -4 140	*Digital coms between battery and tool regarding staus and power draw etc. *3yrs in the USA	makitatools.com
132mm 5.2"	79mm 3.1"	92mm 3.6"	50-85mins  ~1000	2-bank Rapid Standard Back/Power Pack		2/ 3*	■	■	●	-	-20 +60 -4 140	*Digital coms between battery and tool regarding staus and power draw etc. *3yrs in the USA	makitatools.com
132mm 5.2"	85mm 3.3"	94mm 3.7"	76mins  ~800	2-bank Rapid Standard Back/Power Pack		2/ 3*	■	■	●	-	-20 +60 -4 140	*Digital coms between battery and tool regarding staus and power draw etc. *3yrs in the USA	makitatools.com
130mm 5.1"	120mm 4.7"	90mm 3.5"	100mins  ~800	Super		2	■	■	■		-28 +60 -18 140		milwaukee.com
130mm 5.1"	140mm 5.5"	100mm 3.9"	45mins  ~800	Super		2	■	■	■		-28 +60 -18 140		milwaukee.com
130mm 5.1"	160mm 6.3"	120mm 4.7"	45mins  ~800	Super		2	■	■	■		-28 +60 -18 140		milwaukee.com
130mm 5.1"	180mm 7.1"	140mm 5.5"	45mins  ~800	Super		2	■	■	■		-28 +60 -18 140		milwaukee.com

IMAGES NOT TO SCALE  
 COSTS in £\$€= Currency conversion only. Most costs=max MSRP - you will often find for a lot less.  
 OTHER TOOLS IN RANGE:  
 =CSaw =Trade-Tools =DiscCutter  
 =OPE =Rescue Tools =Lighting  
 =Special Tools  
 =PARTIAL FEATURE  
 = Option ~ = approximate

**SERIES**  
**MODEL**  
 Pproduct Code  
 NB: 20v/60v in the US  
 is 18v/54v in Europe

**COMPANY**

**FITS TOOLS FOR...**

**ORIGIN**

~ **COST**  
 inc tax / VAT

**WEIGHT**

**BATTERY TYPE**  
**VOLTAGE**

**AMP HOURS**  
 Ah

**ENERGY**  
 WorkHours  
 Wh

**LE**

	<b>M28</b> BX3 B3	<b>MILWAUKEE</b>			£220 \$240 €240	1.1kg 2.25lb	Li ion 28v	3 Ah	84 Wh	130
	<b>M28</b> BX5 B5	<b>MILWAUKEE</b>			£270 \$300 €300	1kg 2lb	Li ion 28v	5 Ah	140 Wh	130
	<b>M18 Forge</b> Forge XC6	<b>MILWAUKEE</b>			£230 \$250 €140	1kg 2.2lb	Li ion 18v	6 Ah	108 Wh	00
	<b>M18 Forge</b> Forge XC8	<b>MILWAUKEE</b>			£300 \$330 €310	1.08kg 2.38lb	Li ion 18v	8 Ah	144 Wh	105
	<b>M18 Forge</b> Forge HD12	<b>MILWAUKEE</b>			£380 \$440 €400	1.54kg 3.4lb	Li ion 18v	12 Ah	216 Wh	145
	<b>M18 Compact</b> CP1.5	<b>MILWAUKEE</b>			£60 \$65 €70	450g 0.9lb	Li ion 18v	1.5 Ah	27 Wh	110
	<b>M18 Compact</b> CP2	<b>MILWAUKEE</b>			£70 \$75 €80	500g 1.1lb	Li ion 18v	2 Ah	36 Wh	00
	<b>M18 Compact</b> CP3	<b>MILWAUKEE</b>			£90 \$100 €96	0.65kg 1.4lb	Li ion 18v	2.8 Ah	54 Wh	00
	<b>M18 Extended</b> XC3	<b>MILWAUKEE</b>			£95 \$105 €100	0.75g 1.65lb	Li ion 18v	2.8 Ah	54 Wh	00
	<b>M18 Extended</b> XC4	<b>MILWAUKEE</b>			£100 \$110 €110	0.78g 1.7lb	Li ion 18v	4 Ah	72 Wh	00
	<b>M18 Extended</b> XC5	<b>MILWAUKEE</b>			£80 \$160 €202	700g 1.5lb	Li ion 18v	5 Ah	90 Wh	803

LENGTH	WIDTH	DEPTH	RECHARGE Min to Max Time Charger-dependant  CHARGE CYCLES	MULTI CHARGERS	REPRESENTATIVE ENDURANCE	WARRANTY (Yrs) Life	LED CHARGE STATUS	IN-USE COOLING FAN	WIFI/BLUETOOTH	IP-RATING WATERPROOF	OP TEMP °C °F	NOTES	WWW.
100mm 4.00"	88mm 3.50"	82mm 3.20"	60 mins ~800-1000	Rapid		2	■	-	-	-	-20 +60 -4 140	DISCONTINUED	milwaukee.com
100mm 4.00"	88mm 3.50"	82mm 3.20"	90 mins ~800-1000	Rapid		2	■	-	-	-	-20 +60 -4 140	DISCONTINUED	milwaukee.com
100mm 4.00"	100mm 4.00"	100mm 4.00"	0 mins ~1000	2,3,4 & 6-bank Super Rapid Standard		3	■	-	-	-	-20 +60 -4 140		milwaukee.com
105mm 4.1"	95mm 3.7"	154mm 6.1"	45 mins 83 mins 162 mins ~1000	2,3,4 & 6-bank Super Rapid Standard		3	■	-	-	-	-20 +60 -4 140	oil resistant	milwaukee.com
107mm 4.2"	100mm 4.00"	104mm 4.1"	45 mins 130 mins 241 mins ~1000	2,3,4 & 6-bank Super Rapid Standard		3	■	-	-	-	-20 +60 -4 140	oil resistant	milwaukee.com
105mm 4.1"	75mm 3.00"	60mm 2.40"	21 mins 21 mins 31 mins ~1000	2,3,4 & 6-bank Super Rapid Standard		2	■	-	-	-	-20 +60 -4 140		milwaukee.com
100mm 4.00"	100mm 4.00"	100mm 4.00"	27 mins 27 mins 42 mins ~1000	2,3,4 & 6-bank Super Rapid Standard		2	■	-	-	-	-20 +60 -4 140		milwaukee.com
100mm 4.00"	100mm 4.00"	100mm 4.00"	34 mins 34 mins 57 mins ~1000	2,3,4 & 6-bank Super Rapid Standard		2	■	-	-	-	-20 +60 -4 140		milwaukee.com
100mm 4.00"	100mm 4.00"	100mm 4.00"	34 mins 34 mins 57 mins ~1000	2,3,4 & 6-bank Super Rapid Standard		2	■	-	-	-	-20 +60 -4 140		milwaukee.com
100mm 4.00"	100mm 4.00"	100mm 4.00"	48 mins 48 mins 76 mins ~1000	2,3,4 & 6-bank Super Rapid Standard		2	■	-	-	-	-20 +60 -4 140		milwaukee.com
100mm 4.00"	50mm 2.00"	80mm 3.1"	60 mins 60 mins 105 mins ~1000	2,3,4 & 6-bank Super Rapid Standard		2	■	-	-	-	-20 +60 -4 140		milwaukee.com





LENGTH	WIDTH	DEPTH	RECHARGE Min to Max Time Charger-dependant  CHARGE CYCLES	MULTI CHARGERS	REPRESENTATIVE ENDURANCE	WARRANTY (Yrs) Life	LED CHARGE STATUS	IN-USE COOLING FAN	WIFI/ BLUETOOTH	IP-RATING WATERPROOF	OP TEMP °C °F	NOTES	WWW.
155mm 6.1"	80mm 3.15"	75mm 3"	70 mins 70 mins 125 mins ~900	2,3,4 & 6-bank Super Rapid Standard		2	■	-	-	-	-20 +60 -4 140		milwaukee.com
155mm 6.1"	80mm 3.15"	65mm 2.56"	35 mins 35 mins 65 mins ~1000	2,3,4 & 6-bank Super Rapid Standard		2	■	-	-	-	-20 +60 -4 140		milwaukee.com
140mm 5.51"	90mm 3.54"	80mm 3.15"	65 mins 65 mins 115 mins ~900	2,3,4 & 6-bank Super Rapid Standard		3	■	-	-	-	-20 +60 -4 140		milwaukee.com
140mm 5.51"	90mm 3.54"	80mm 3.15"	35 mins 65 mins 123 mins ~900	2,3,4 & 6-bank Super Rapid Standard		3	■	-	-	-	-20 +60 -4 140		milwaukee.com
155mm 6.1"	90mm 3.54"	85mm 3.35"	45 mins 83 mins 153 mins ~900	2,3,4 & 6-bank Super Rapid Standard		3	■	-	-	-	-20 +60 -4 140		milwaukee.com
155mm 6.1"	95mm 3.74"	95mm 3.74"	60 mins 130 mins 241 mins ~800	2,3,4 & 6-bank Super Rapid Standard		3	■	-	-	-	-20 +60 -4 140	HD9 Discontinued	milwaukee.com
155mm 6.1"	115mm 4.53"	76mm 3"	-	AL101 Standard AL301 Rapid AL301 4-bank AL501 Fastest	-	2	■	-	-	X4	-10 +40 14 104	① Powered ascender/ winch Upgraded from previous 2Ah model but <b>being phased out?</b>	stihl.com
155mm 6.1"	115mm 4.53"	76mm 3"	200 mins 50 mins 50 mins 45 mins	AL101 Standard AL301 Rapid AL301 4-bank AL501 Fastest	42mins 161T CSaw	2	■	-	■	X4	-10 +40 14 104	① Powered ascender/ winch 200S=Wifi-capable	stihl.com
155mm 6.1"	115mm 4.53"	76mm 3"	250 mins 65 mins 65 mins 35 mins	AL101 Standard AL301 Rapid AL301 4-bank AL501 Fastest	50mins 161T CSaw	2	■	-	-	X4	-10 +40 14 104	① Powered ascender/ winch.	stihl.com
155mm 6.1"	115mm 4.53"	76mm 3"	300 mins 70 mins 70 mins 45 mins 1200 over 5yrs	AL101 Standard AL301 Rapid AL301 4-bank AL501 Fastest	60mins 161T CSaw	2	■	-	□	X4	-10 +40 14 104	① Powered ascender/ winch 300S connect has Wifi- option	stihl.com
155mm 6.1"	115mm 4.53"	76mm 3"	355 mins 90 mins 90 mins 55 mins 2530 over 10yrs	AL101 Standard AL301 Rapid AL301 4-bank AL501 Fastest	74mins 161T CSaw	2	■	-	□	X4	-10 +40 14 104	500S connect has Wifi- option	stihl.com



# BATTERY DRIVEN RAPID INTERV

Cutting, spreading, pressing  
Replaceable tips for breaking doors and v  
lifting of loads, pulling obstacle



# WEBERRESCUE

---

## SYSTEMS

# AN COMBI TOOL FOR CONVENTION TEAMS

ing and pulling with one device.  
windows, cutting steel and security sections,  
s or opening vehicles (extrication).



Weber Rescue UK  
Essex CO9 2EX  
[rescue@weberuk.com](mailto:rescue@weberuk.com)



Genesis RESCUE SYSTEMS  
Kettering, OH 45429  
<https://genesisrescue.com>



[www.weber-rescue.com](http://www.weber-rescue.com)

Discover more!

**UPDATED** Mar '26

# Wheeled WATERPROOF CASES

By 'Waterproof' we also mean, crushproof, heavy duty, professional grade transport cases as exemplified by Pelican but, as you'll see from our tables, they don't have a monopoly on bombproof cases even if they are the name to beat in rescue. This is the first in a series of GUIDES to WATERPROOF CASES and will be the largest range of equipment we've ever included so it will be in many parts. This issue and part 2 in issue 78 contains wheeled cases, AtoG and HtoZ. The third one in the series will look at cylinders and so-called 'long cases', long and flat, generally only a few inches deep and best known as containers for sniper rifles but equally applicable to heavier rescue equipment like shoring, search cameras and modular poles. Heavy-duty cylindrical cases like the Plaber/HPRC tube-cases are also 'long' but, unlike most of the golf club transporters, are fully toughened, waterproof resin cases.

Rescuers will no doubt be familiar with Pelican/Peli, Underwater Kinetics, SKB, Explorer, HPRC (Plaber) and maybe Nanuk cases but there are plenty of other industries that demand the best protection for expensive and maybe fragile equipment - photography and film-making for one and instruments and lighting/electronic paraphernalia for another and these are areas that at least two of the names in these Guides have come from - Gator Case and Turtle Cases. KSB probably produce the largest selection of waterproof cases of anyone with rotomoulded as well as injection moulded options.

We became case-fetishists in the mid seventies when Pelican (Peli in Europe) was our only choice so they have understandably been our firm favourite ever since with a range that continues to evolve as we need them to and after several dozen models we've still never had a failure. One of our other original favourites was Otter but they foresaw the explosion in personal electronic devices and went full-scale into smaller cases and away from transport cases. Equally we've had good experiences with Explorer, HPRC, Seahorse and Underwater Kinetics. All have performed extremely well and the only failure, which is more an example of ill-treatment than any fault of the case, is perishing of the outer wheel on a wheeled Explorer and a Storm case that were stored in permanent damp for several years. The outer that has disintegrated may be some kind of rubber compound but in both cases a working central wheel of plastic remains on both cases and they can still be rolled. Of the remainder, we have to confess to not being familiar with cases made by Condition1, Nanuk, Ibx or B&W International but they look to have good pedigrees and products. Elephant we're not



sure about because we hadn't even heard of them until we were researching this article but we have included them because it's an extensive range made in Italy so they could well be worth seeking out and investigating.

## TYPES of WHEELED CASE

Broadly speaking there are 6 distinct styles of wheeled case:

- 1) CASE** - The smaller models, rectangular and about the size of a fat briefcase or small to medium suitcase. Able to be carried briefcase-style using the side handle. We can also sub-divide this category to indicate those of appropriate dimensions to be used as aircraft carry-on luggage (**1A**) - however, some airlines may be more picky than others so you'll always need to check before flying otherwise you'll be checking it as hold-luggage.
- 2) CHEST** - as in a pirate's chest - the largest sizes, often as deep as they are wide and too big to be carried by the side handle alone. Some are cube-shapes designed to roll on 4 sets of wheels rather than be pulled with a handle.
- 3) TOP-LOADER** - A bit like a giant tea-caddy where the top hinges open and you stuff everything in from the top down. Harder to organise kit but makes a great water carrier! However, there are none in this issue's selection.





# WHEELED HARD CASES



4) **CYLINDRICAL** - Not many are fully ruggedised for rescue but when they are, they make great receptacles for lighting and medical gas or breathing air cylinders.

5) **LONG** - Long and flat 'rifle'-cases with and without wheels.

6) **CRATE** - Much larger transport and storage boxes not usually intended to have equipment deployed straight of the crate at an incident. More likely to have the other cases in this Guide stacked *inside* a crate for deployment to a disaster area. Not generally as waterproof and resilient as the smaller resin cases and chests and most don't have wheels. The larger military style crates like *Peli Hardigg* are designed for air or sea transport and require multiple persons to lift and shift and are often loaded/stacked/unloaded by fork lift.

7) **RACKS** - snug-fitting subdivisions of a large case or crate - effectively pull-out boxes or trays to protect and separate equipment, particularly electronics. the rack systems are too large and complex to include here but many would lend themselves to frontline deployment.

We have NOT included 4) 5),6) or 7) in this GUIDE. The cases in this GUIDE, even the largest, are capable of being wheeled by one person assuming that you're on a hard flat surface and the case isn't full of gold bars. These cases allow for specialist equipment to be deployed direct to a frontline or incident scene and even the largest are capable of being transported in a standard pick-up, mpv/van or estate/station wagon.

We chose wheeled cases to start this series of Guides because

they are the most useful and versatile of cases that might otherwise require a multi-person lift. It is the nature of even quite modest sizes that the contents may be so heavy that lugging it over any distance by a carry-handle alone is impractical. Pulling on a pair of wheels is the best way to move kit from the station or cache to the vehicle and once arrived, from the vehicle to the scene.

## CONSTRUCTION

All of the cases in this series of Guides are made of extremely tough, injection-moulded or rotomoulded plastics and resins of various compositions and sealed against water-ingress with an O-ring seated in a channel in the lid. See the 'CASE MATERIALS' section for further discussion.

## IN THE FOLLOWING TABLES:.....

**COST:** as always is a rough guide only - it can vary due to exchange rates, taxes etc. and we usually round the price up. The type of internal configuration will affect the cost. Many include pick and pluck foam as standard - check the Foam column, if all of the options are an outline square the cost is with the case empty, if it's a solid coloured square - that's what you get included in the price. Where it is included, the price will probably vary markedly from similar cases with an 'empty' price because Pick&Pluck style foam isn't overly cheap despite being less expensive than custom foam and organisers.

**ORIGIN:** The main flag refers to the manufacturer's home country, but this may not be where the case is made. If

we know, we show an inset flag - Pelican for instance has a manufacturing facility in Barcelona as well as California but they're all listed under the US flag as that is where Pelican is headquartered. Some of these may be of Chinese manufacture but largely, what you see as an origin flag is where they're made - it's probably the case that the infrastructure necessary to manufacture carbon plastic, ABS and polypropylene cases in the first place continues to work well negating the need to outsource in the way we see so many other areas of rescue equipment.



to



**DIMENSIONS:** We've listed the Internal dimensions because that is the bit that actually stores your kit - that is your available space and may be radically different to the outside dimensions. Watch out for intrusion into that space by the wheels and maybe the telescopic handle. Some of our own have proved annoying over the years when trying to cram a quart into a pint

pot. The wheels often occupy two curved quadrants of plastic in two corners as with this SKB case and some have full width channels of plastic housing the telescoping handles and this too alters the available stowage space.

**EYE DIAMETER:** refers to the width of the padlock or zip-tie hole for securing the case contents from prying eyes or thieving hands.

**VOLUME:** This figure gives the best idea of average available space but as you'll see in our comments on DIMENSIONS, this isn't the full story - the largest volume isn't necessarily configured in a way that would suit your equipment. It does, nevertheless, give us a useful way to differentiate between models.

**CASE MATERIALS:** While there are any number of material combinations, the basic material is plastic. It's what they do with the plastic or how it's mixed that makes the difference. Pelican for instance use polypropylene TTX01, glass fiber and rubber. These toughest of cases are all injection moulded (rather than blown or rotomoulded as some of the hollow-chamber cases are) and use wholly or in combination:

- ABS
- Polypropylene
- Carbon plastics

with carbon-plastics (polycarbonate) being the top of the tree and ABS usually the least expensive. But while the companies will argue over the pros and cons of each you will, generally speaking, be more concerned about price and size. We've listed the material [as described by the manufacturer](#)

**DEPTH of BASE and LID:** while the overall volume quoted will include the lid it is important to know just how much of that area is comprised of the lid. There are many stowage options that make the lid a very useful place to store and organise smaller components and have them readily to hand while the case is open. As an example our typical Con-Space Entry case would be quite large, housing 2 sets of airline cylinders, harnesses and masks on top of airline hose, demand valve and comms cable with command module then the lid would have gas monitors, headsets/ throat mics, tools and personal PPE. Having a lid that includes at least a couple of inches of storage enables you to have equipment in the main compartment in the base sit slightly proud. However, a word of warning, make sure that any sensitive equipment with dials and screens has plenty of free space and is adequately buffered against intrusion by items stored in the lid. They may shift in pockets and end up being in close contact with a fragile screen or dial when closed.

**TYPE of CASE:**

- 1) CASE
- 1A) AIRCRAFT CARRY-ON size CASE
- 2) CHEST (too large to be carried by the top handle alone)
- 3) TOP-LOADER
- 4) CYLINDRICAL/SHAPED
- 5) LONG

**PRESSURE VALVE:** Often a round knob on the front which ensures the case is NOT AIRTIGHT. This fronts the pressure release valve which allows pressure to equalise so that you can still open the case after it has been subjected to aircraft or altitude decompression which might otherwise suck the case tightly closed. Most are Automatic valves shown as an orange square ■ like Peli which uses a Goretex membrane. Manual valves are shown as a black square ■

**LOCK / LOCKABLE:** virtually all of the cases here have a means with which to secure them closed, either with a small padlock or with a cable/zip-tie. LOCKABLE means Padlockable' and it's up to you to come up with the most secure way to use it. Many models have stainless steel reinforcing to these eyes to help prevent unscrupulous folk simply tearing or melting the lock through the plastic. A cable-Zip tie stops the case from opening easily but otherwise just



lets you know that your case is suddenly lighter for a good reason.

**LOCK** indicates a physical lock requiring a key or combination. It may be a propriety lock that comes with the case or an option but some cases have a key-lock built into the latch or latches and in some, like Nanuk it is an optional accessory for any of their cases. The three options in the pictures on the left are from Explorer; a combination, a heavy-duty brass lock and a TSA combination. TSA approved locks are primarily for US airports and indicate to agents that the lock can be opened by them without the need to destroy it, presumably, any lock without the little secret logo is summarily smashed to bits with a hammer or separated from its charge by some mini bolt croppers.

**SINGLE / DOUBLE LATCHES:** Originally ALL cases had single latches - that means you pull it until it 'clicks' clear of its keeper and your case is open. With a heavily loaded case this can often be quite difficult and quite abrupt so some introduced a two-stage release offering something like mechanical advantage to open a first stage and then an easier second and final stage to release the latch and open the case. Some saw this as a security measure ensuring that you couldn't accidentally open a latch with just one click but any case with more than one latch already has a kind of redundant safety in that the case will remain closed until all the latches have been released. Many companies offer two stage (or double) latches in two or three distinct designs. With Otter for instance, you release the first

## WHEELED HARD CASES

stage in the normal way which then has to be further 'unhooked' back the other way - we've never liked this design. Most went for something similar but the second stage releases the same way as the first - more intuitive and a more fluid opening as it's largely seamless rather than being two separate and distinct actions. Simpler still is the push-button release for the first stage and then release the latch

**ID PANEL / STRAP:** ID panels started out on Peli cases as a removable strip of plastic that you could have etched or printed professionally or you could simply write the case contents on it and swap around as necessary. Not all the case contents obviously as it was only a few inches long and an inch or so high, or have you got teeny, tiny writing? otherwise, just the general kit class that is in the case. When the smaller cases evolved into carry-on luggage we started to see more conventional name-badge style panels (although we did already have such a thing on an old Explorer case) so you could either use a bespoke label or slip in a business card luggage label.

**STRAP** refers to a shoulder strap for easier carrying. This can be pretty useful because, even empty, some of these cases aren't the lightest - that's why they have wheels but for those occasions when you can't wheel it a shoulder strap might be useful. rarely do they come with a



 at height

f v in  
www.atheightuk.com

### DW3 Drill Winch

The Drill Winch by At Height is an easy to use device suitable for lifting and lowering loads and people. Controlled lifting by using a high torque drill and controlled lowering by using the lever handle. It can be used attached to a high anchor point for example in confined space applications, or attached to a low anchor point and rigged through a deviation pulley or used personally by attaching to your harness.

Photo Credit:  
Peter Schepers  
www.access-specialist.nl

strap, it's generally an optional accessory but they don't all have them because they may not have the means to connect them.

**HANDLES:** Refers ONLY to the side or carry handles and does NOT include a rolling or telescopic handle. Unless otherwise indicated in the NOTES section ALL of these cases have a telescoping handle enabling them to be pulled along by one person. There are some like SKB's R-series and Explorer's 7726 which have wheels but not a telescoping handle. The Long cases included in the third part of this Guide series also lack a telescopic handle.

**ERGONOMIC GRIP:** A shaped handle that is curved to better fit a closed hand rather than a more or less square cross-section is ergonomic in our eyes and get a black square. If it is further enhanced with a rubber or tactile grip, that get an orange square



### FOAM / ORGANISERS:

Next to the case itself, this is probably the most important factor in your purchase. Foam is still the commonest, cheapest option for organising your case. It is either layered sheets or 'Pick&Pluck' which is pre-cut into columns as in the picture on the right or into little cubes still attached to each other by a corner of each cube so that together it makes one huge block of foam. You can pull out as many or as few little columns or cubes as you like to create pockets for your gear. A solid black square means that this is included in the price we've shown, an outline box means it's an option. We have included **ORGANISE** in orange to differentiate from standard foam and these may include laser cut, closed cell foam like the battery compartment options or the photographer-style padded dividers opposite (top) that are altered using Velcro fastening. Peli offers custom foams cut to your required shapes and they also have a new type of divider option with a robust series of walls that you pin into various positions. Another option are the kit packs or cubes as shown in the annotated title picture, this is a concept borrowed from travel luggage with see-through, zip or velcro cubes to keep things separate but easily identifiable. As already mentioned, lid organisers are a common accessory and not only make great use of space but they present well when the case is opened. Some cases, like B&W have the means to completely remove the lid easily (they could probably all be removed if you had the patience and tools). Not entirely sure of the advantage unless you were using it as a raft?

### IP RATING / MILSPEC

**IP RATING** refers to how watertight and dustproof a case is where the last number ranges from 1 to 8 with X7 and X8 being submersible. The X in these examples refers to dust ingress and is a number from 1 to 6. Most cases will be IP67 or 68 - completely waterproof and can withstand temporary immersion. IP68 can tolerate longer periods of immersion. Military standards vary but if we have listed a green square indicating a military specification it will be STANAG 4280 or DEF STAN 81-41 for instance.



## WHEELED HARD CASES

**COLOURS** Colour options are shown as a square with the colour not quite an exact match, in fact, not even close in some cases but you'll get the idea. There aren't many secondary colours in cases but GT Line's Explorers for one have an accent colour on the handle grips to help differentiate what is otherwise overwhelmingly any colour you want as long as it's black. The secondary colour is shown in the frame of the square.

**WARRANTY:** these things are pretty robust with a minimal number of components to go wrong so most companies

offer a Limited Lifetime warranty. The question is, what are the limitations, in theory it could be 'as long as it doesn't live beyond 3 years, or as long as you haven't tried to carry anything in it!' Check the actual terms to make sure but all of these look reasonably solid. B&W go a little further, and even though they've quoted a specific age-span it's pretty generous at 30 years and I think I might prefer an unlimited 30 year warranty to a Limited Lifetime? The exception is Pelican and SKB who have an UNLIMITED lifetime warranty - you break it, they replace it.



01457 869 999

**IMAGES NOT TO SCALE**

COST: Approx (\*) & include local tax/VAT.

COSTS in £/\$= Currency conversion only.

CASE TYPES: 1=Carry Case, 1A=Carry On, 2=Chest,5=Long 6=Crate, 7=Rack.

HANDLES\*: exc 1x telescoping handle

FOAM/ORGANISE: = Option

WARRANTY: =Limited Lifetime

=LIMITED Lifetime



MODEL	COMPANY	ORIGIN	COST	WT (empty)	VOLUME	TYPE of CASE MATERIAL	DEPTH of LID BASE
430	AMABILIA		£ \$ €156	4.7kg 10.4lb	16.8L 0.6cu'	Carry-On Co-Polymer Polypropylene	45mm 1.8" 99mm 3.9"
465.220	AMABILIA		€100	3.4kg 7.5lb	34.3L 1.2cu'	Carry-Case Co-Polymer Polypropylene	40mm 1.6" 180mm 7"
505	AMABILIA		€176	6.2kg 13.7lb	30L 1cu'	Carry-Case Co-Polymer Polypropylene	58mm 2.3" 121mm 4.8"
505.280	AMABILIA		€117	5.5kg 12.1lb	49L 1.7cu'	Carry-Case/Chest Co-Polymer Polypropylene	58mm 2.3" 222mm 8.7"
520	AMABILIA		€103*	5.8kg 12.8lb	30.2L 1cu'	Carry-Case/Chest Co-Polymer Polypropylene	45mm 1.8" 155mm 6.1"
540.190	AMABILIA		€123*	6.28kg 13.8lb	41.4L 1.5cu'	Chest Co-Polymer Polypropylene	50mm 2" 140mm 5.5"
540.245	AMABILIA		€126*	6.84kg 15lb	53.4L 1.9cu'	Chest Co-Polymer Polypropylene	50mm 2" 195mm 7.7"
620.250	AMABILIA		€163*	8.5kg 18.7lb	71.3L 2.5cu'	Chest Co-Polymer Polypropylene	60mm 2.7" 190mm 7.5"
620.340	AMABILIA		€169*	9.6kg 21.2lb	97L 3.4cu'	Chest Co-Polymer Polypropylene	60mm 2.4" 280mm 11"
750.280	AMABILIA		€190	10.2kg 22.5lb	100.8L 3.8cu'	Chest Co-Polymer Polypropylene	60mm 2.4" 220mm 8.7"
750.400	AMABILIA		€200	12.1kg 26.7lb	144L 5cu'	Chest Co-Polymer Polypropylene	60mm 2.4" 340mm 13.4"
HD-500	BARSKA/ LOADED GEAR		\$182	4.6kg 10.2 lb	26L 0.9cu'	Carry-Case Polypropylene	50mm 2" 150mm 6"

INTERNAL DIMENSIONS	EXTERNAL DIMENSIONS	TEMP RANGE	EYE DIAMETER	PRESSURE VALVE	LOCK/LOCKABLE	SNGL/DBL LATCHES	ID PANEL/STRAP	CARRY HANDLES *	ERGONOMIC GRIP	FOAM ORGANISE	I.P. MILSPEC	WARRANTY YRS	OTHER COLOURS	NOTES	WWW.
430x286x144mm 17x11.25x5.7"	485x391x222mm 19x15.4x8.7"	-30to90C -22to194F	mm "	■	■	2	■	1	■	□	67		■ ■	All Black cases in the Amabilia range have option of handle in green, blue, orange, grey or black. Bearing wheels	amabiliastore.it
465x335x220mm 18.3x13.2x8.7"	502x415x246mm 19.8x16.3x9.7"	-30to90C -22to194F	mm "	■	■	2	■	1	■	□	67		■ ■	Bearing wheels	amabiliastore.it
505x350x179mm 19.9x13.8x7"	555x455x258mm 21.8x17.9x10.2"	-30to90C -22to194F	mm "	■	■	4	■	1	■	□	67		■ ■	Bearing wheels	amabiliastore.it
505x350x280mm 19.9x13.8x11"	555x428x306mm 21.8x16.8x12"	-30to90C -22to194F	mm "	■	■	4	■	1	■	□*	67		■ ■	Option of removable carry bag with dividers. Bearing wheels	amabiliastore.it
520x290x200mm 20.5x11.4x7.9"	585x361x238mm 23x14.2x9.4"	-30to90C -22to194F	mm "	■	■	2	■	2	■	□	67			* Basic price-Option of larger 60 or 80mm wheels with bearings and base stand/feet	amabiliastore.it
538x405x190mm 21.2x16x7.5"	604x473x225mm 23.8x18.6x8.9"	-30to90C -22to194F	mm "	■	■	4	■	3	■	□	67			* Basic price-Option of larger 60 or 80mm wheels with bearings and base stand/feet	amabiliastore.it
538x405x245mm 21.2x16x9.7"	604x473x283mm 23.8x18.6x11.1"	-30to90C -22to194F	mm "	■	■	4	■	3	■	□	67			* Basic price-Option of larger 60 or 80mm wheels with bearings and base stand/feet	amabiliastore.it
620x460x250mm 24.4x18.1x9.8"	687x528x286mm 27x20.8x11.25"	-30to90C -22to194F	mm "	■	■	4	■	3?	■	□	67			* Basic price-Option of larger 60 or 80mm wheels with bearings and base stand/feet	amabiliastore.it
620x460x340mm 24.4x18.1x13.4"	687x528x376mm 27x20.8x14.8"	-30to90C -22to194F	mm "	■	■	4	■	3?	■	□	67			* Basic price-Option of larger 60 or 80mm wheels with bearings and base stand/feet	amabiliastore.it
750x480x280mm 29.5x18.9x11"	816x540x306mm 32.1x21.25x12"	-30to90C -22to194F	mm "	■	■	7	■	3*	■	□	67		□	*no telescoping handle. 3 includes large pull-handle	amabiliastore.it
750x480x400mm 29.5x18.9x15.75 "	816x540x426mm 32.1x21.25x16.8"	-30to90C -22to194F	mm "	■	■	7	■	3*	■	□	67		□	*no telescoping handle, no front handle - handle on each end + large pull handle	amabiliastore.it
508x292x175mm 20x11.5x6.9"	533x356x229mm 21x14x9"	-23to99C -10to210F	8mm 0.3"	■	■	2	■	2	■	■	67	1			barska.com

**IMAGES NOT TO SCALE**

COST: Approx (~) & include local tax/VAT.

COSTS in £\$€= Currency conversion only.

CASE TYPES: 1=Carry Case, 1A=Carry On, 2=Chest,5=Long 6=Crate, 7=Rack.

HANDLES\*: exc 1x telescoping handle

FOAM/ORGANISE: = Option

WARRANTY: =Limited Lifetime

=LIMITED Lifetime



MODEL	COMPANY	ORIGIN	COST	WT (empty)	VOLUME	TYPE of CASE MATERIAL	DEPTH of LID BASE
6600	<b>B&amp;W INTERNATIONAL</b>		£126 \$223 €263	5.3kg 11.7 lb	29 L 1 cu'	Carry-Case Polypropylene	40mm 1.6" 145mm 5.7"
6700	<b>B&amp;W INTERNATIONAL</b>		£166 \$260 €316	6.8kg 15lb	43 L 1.5 cu'	Carry-Case Polypropylene	50mm 2" 175mm 6.9"
70	<b>B&amp;W INTERNATIONAL</b>		\$283	9kg 19.8lb	60 L 2.1 cu'	Carry-Case High Impact ABS Plastic	n/a
6800	<b>B&amp;W INTERNATIONAL</b>		£230 \$357 €359	8.8kg 19.4lb	71 L 2.5 cu'	Chest Polypropylene	50mm 2" 245mm 9.6"
7800	<b>B&amp;W INTERNATIONAL</b>		\$521 €414	13kg 28.7lb	187 L 6.6 cu'	Chest Polypropylene	68mm 2.7" 310mm 12.2"
300	<b>CONDITION1</b>		\$210	6.9kg 15.2lb	27 L 0.9 cu'	Carry-Case Lightweight Polypropylene CoPolymer	41mm 1.61" 150mm 5.89"
286	<b>CONDITION1</b>		\$230	11.3kg 25lb	75 L 2.6 cu'	Chest Lightweight Polypropylene CoPolymer	50mm 2" 272mm 10.7"
287	<b>CONDITION1</b>		\$200	10.2kg 22.4lb	55 L 1.9 cu'	Chest Lightweight Polypropylene CoPolymer	33mm 1.3" 198mm 7.8"
258	<b>CONDITION1</b>		\$260	13kg 28.7lb	85 L 3 cu'	Chest Lightweight Polypropylene CoPolymer	43mm 1.7" 226mm 8.9"
Elite 1808W	<b>ELEPHANT</b>		\$140	4.4kg 9.8lb	33 L 1.2 cu'	Carry-Case Polypropylene CoPolymer	38mm 1.5" mm 7"
Elite 1907wp	<b>ELEPHANT</b>		\$320*	8.2kg* 18 lb	33 L* 1.2 cu'	Carry-Case Polypropylene CoPolymer	50mm 2" mm 5.12"
Elite 1911w	<b>ELEPHANT</b>		\$166	5.5kg 12.1 lb	45 L 1.6 cu'	Carry-Case Polypropylene CoPolymer	50mm 2" mm 8.5"



INTERNAL DIMENSIONS	EXTERNAL DIMENSIONS	TEMP RANGE	EYE DIAMETER	PRESSURE VALVE	LOCK/LOCKABLE	SNGL/DBL LATCHES	ID PANEL/STRAP	CARRY HANDLES *	ERGONOMIC GRIP	FOAM ORGANISE	I.P. MILSPEC	WARRANTY YRS	OTHER COLOURS	NOTES	WWW.
500x286x185mm 19.7x11.3x7.3"	550x350x225mm 21.7x13.8x8.9"	-30to80C -22to176F	7mm .03"	■	■	2	■	1	■	□	■	30			b-w-international.com
535x260x225mm 21.1x14.2x8.9"	610x430x265mm 24.8x17.7x11.4"	-30to80C -22to176F	7mm .03"	■	■	2	■	1	■	□	■	67	■	Pre-cut Battery & Drone organiser options	b-w-international.com
676x424x211mm 26.6x16.7x8.3"	754x500x249mm 29.7x19.7x9.8"	-30to80C -22to176F	7mm .03"	-	■	7	-	3	-	□	■	67	30	DISCONTINUED but some still available from stockists	b-w-international.com
584x409x295mm 23x16.1x11.6"	660x490x335mm 26x19.3x13.2"	-30to80C -22to176F	7mm .03"	■	■	4	■	3	■	□	■	67	30		b-w-international.com
770x541x381mm 30.3x21.3x15"	846x615x414mm 33.3x24.2x16.3"	-30to80C -22to176F	7mm .03"	■	■	5	■	3	-	■	■	67	30		b-w-international.com
500x284x190mm 19.7x11.2x7.5"	554x350x241mm 21.8x13.8x9.5"	n/a	7mm .03"	■	■	2	-	1	■	■	■	67	■	all-terrain wheels	condition1.com
549x422x325mm 21.6x16.6x12.8"	624x498x371mm 24.6x19.6x14.6"	n/a	7mm .03"	■	■	4	-	3	■	■	■	67	■	all-terrain wheels	condition1.com
556x432x231mm 21.9x17x9.1"	625x495x279mm 24.6x19.5x11"	n/a	7mm .03"	■	■	4	-	3	■	■	■	67	■	all-terrain wheels	condition1.com
721x439x269mm 28.4x17.3x10.6"	803x511x323mm 31.6x20.1x12.7"	n/a	7mm .03"	■	■	4	-	3	■	■	■	67	■	all-terrain wheels	condition1.com
463x336x216mm 18.25x13.25x8.5"	500x406x267mm 19.7x16x10.5"	-30to90C -22to194F	8mm 0.3"	■	■	2	-	1	-	□	■	67	□		elephantcases.com
500x350x193mm 19.7x13.8x7.6"	556x452x236 mm 21.9x17.8x9.3"	-30to90C -22to194F	6mm 0.25"	■	■	4	□	1	-	□	■	67	□	* Only available with organiser interior	elephantcases.com
495x345x267mm 19.5x13.6x10.5"	551x432x330mm 21.7x17x13"	-30to90C -22to194F	6mm 0.25"	■	■	4	□	1	-	□	■	67	□		elephantcases.com

**IMAGES NOT TO SCALE**

COST: Approx (~) & include local tax/VAT.

COSTS in £€= Currency conversion only.

CASE TYPES: 1=Carry Case, 1A=Carry O  
2=Chest,5=Long 6=Crate, 7=Rack.

HANDLES\*: exc 1x telescoping handle

FOAM/ORGANISE: = Option

WARRANTY: =Limited Lifetime

=LIMITED Lifetime



MODEL	COMPANY	ORIGIN	COST	WT (empty)	VOLUME	TYPE of CASE MATERIAL	DEPTH of LID BASE
Elite 2007w	ELEPHANT		\$140	5.6kg 12.4 lb	29 L 1 cu'	Carry-On Polypropylene CoPolymer	44mm 1.75" 152mm 6"
Elite 2107w	ELEPHANT		\$215	7kg 15.4 lb	41 L 1.5 cu'	Carry-Case Polypropylene CoPolymer	50mm 2" 140mm 5.5"
Elite 2109w	ELEPHANT		\$231	7.8kg 17.25 lb	53 L 1.9 cu'	Chest Polypropylene CoPolymer	50mm 2" 190mm 7.5"
Elite 2409w	ELEPHANT		\$260	10kg 21.15 lb	71 L 2.5 cu'	Chest Polypropylene CoPolymer	61mm 2.4" 188mm 7.4"
Elite 2413w	ELEPHANT		\$283	11.1kg 24.55 lb	97 L 3.4 cu'	Chest Polypropylene CoPolymer	61mm 2.4" 279mm 11"
Elite 2911w	ELEPHANT		\$336	11kg 24.45 lb	99 L 3.5 cu'	Chest Polypropylene CoPolymer	61mm 2.4" 216mm 8.5"
Elite 2196w	ELEPHANT		\$416	12.4kg 27.35 lb	144 L 5 cu'	Chest Polypropylene CoPolymer	61mm 2.4" 337mm 13.25"
5122	EXPLORER (GTL)		£154 \$153 €235	6kg 13.2 lb	31 L 1 cu'	Carry-On Co-Polymer Polypropylene	50mm 2" 167mm 6.6"
5218	EXPLORER (GTL)		£165 €231	3.75kg 8.3 lb	26.6 L 0.9 cu'	Carry-On Co-Polymer Polypropylene	30mm 1.2" 150mm 5.9"
5221	EXPLORER (GTL)		£165 \$220 €231	3.9kg 8.6kg	30.3 L 1 cu'	Carry-On Co-Polymer Polypropylene	55mm 2.2" 150mm "
5326	EXPLORER (GTL)		£224 \$216 €350	10kg 22 lb	53L 1.9 cu'	Chest Co-Polymer Polypropylene	60mm 2.4" 190mm "
5823	EXPLORER (GTL)		£225 \$216 €357	9.2kg 20.3 lb	56 L 2 cu'	Chest Co-Polymer Polypropylene	60mm 2.4" 160mm 6.3"

INTERNAL DIMENSIONS	EXTERNAL DIMENSIONS	TEMP RANGE	EYE DIAMETER	PRESSURE VALVE	LOCK/LOCKABLE	SINGL/DBL LATCHES	ID PANEL/STRAP	CARRY HANDLES *	ERGONOMIC GRIP	FOAM ORGANISE	I.P. MILSPEC	WARRANTY YRS	OTHER COLOURS	NOTES	WWW.
520x285x198mm 20.5x11.4x7.8"	584x361x239mm 23x14.2x9.4"	-30to90C -22to194F	8mm 0.3"	■	■	2	-	3	-	□	67	□			elephantcases.com
538x405x190mm 21.2x15.9x7.5"	604x472x226mm 23.8x18.6x8.9"	-30to90C -22to194F	8mm 0.3"	■	■	4	-	3	-	□	67	□			elephantcases.com
538x405x244mm 21.2x15.9x9.6"	604x472x282mm 23.8x18.6x11.1 "	-30to90C -22to194F	8mm 0.3"	■	■	4	-	3	-	□	67	□			elephantcases.com
620x460x249mm 24.4x18.1x9.8"	686x528x287mm 27x20.8x11.3"	-30to90C -22to194F	8mm 0.3"	■	■	4	-	3	-	□	67	□			elephantcases.com
620x460x340mm 24.4x18.1x13.4 "	686x528x376mm 27x20.8x14.8"	-30to90C -22to194F	8mm 0.3"	■	■	4	-	3	-	□	67	□			elephantcases.com
747x476x279mm 29.4x18.75x11"	813x533x305mm 32x21x12"	-30to90C -22to194F	9.5mm 0.4"	■	■	7	■	4*	-	□	67	□		*No Telescopic Handle	elephantcases.com
747x476x406mm 29.4x18.75x16"	813x533x432mm 32x 21x17 "	-30to90C -22to194F	9.5mm 0.4"	■	■	7	■	2*	-	□	67	□		*No Telescopic Handle	elephantcases.com
517x277x217mm 20.3x10.9x8.5"	546x347x247mm 21.5x13.7x9.7"	-33to90C -27to194F	7mm 0.3"	■	■	2	■	1	■	□	67	■	■	Lid can be set to slide off at 70 °	explorercases.com
520x285x180mm 20.5x11.2x7"	550x350x200mm 21.6x13.8x7.9"	-33to90C -27to194F	7mm 0.3"	■	■	2	■	1	■	□	67	■	■	Lid can be set to slide off at 70 °	explorercases.com
520x285x205mm 20.5x11.2x8"	550x350x225mm 21.6x13.x8.7"	-33to90C -27to194F	7mm 0.3"	■	■	2	■	1	■	□	67	■	■	Lid can be set to slide off at 70 °	explorercases.com
538x405x250mm 21.2x15.9x9.8"	627x475x292mm 24.7x 18.7x11.5"	-33to90C -27to194F	7mm 0.3"	■	■	4	■	3	■	□	67	■	■	Lid can be set to slide off at 70 °	explorercases.com
580x440x220mm 22.8x17.3x8.7"	670x510x262mm 26.4x20x10.3"	-33to90C -27to194F	7mm 0.3"	■	■	4	■	3	■	□	67	■	■	Lid can be set to slide off at 70 °	explorercases.com

IMAGES NOT TO SCALE COST: Approx (~) & include local tax/VAT. COSTS in £\$€= Currency conversion only. CASE TYPES: 1=Carry Case, 1A=Carry On, 2=Chest,5=Long 6=Crate, 7=Rack. HANDLES*: exc 1x telescoping handle FOAM/ORGANISE: <input type="checkbox"/> Option WARRANTY: <input type="checkbox"/> Limited Lifetime <input checked="" type="checkbox"/> LIMITED Lifetime		MODEL	COMPANY	ORIGIN	COST	WT (empty)	VOLUME	TYPE of CASE MATERIAL	DEPTH of LID BASE
	5833	EXPLORER (GTLINE)		£228 \$241 €362	10.5kg 23.1 lb	84 L 2.9 cu'	Chest Co-Polymer Polypropylene	60mm 2.4" 270mm 10.6"	
	7630	EXPLORER (GTLINE)		£248 \$264 €396	13.6kg 30 lb	113 L 4 cu'	Chest Co-Polymer Polypropylene	60mm 2.4" 245mm 9.6"	
	7641	EXPLORER (GTLINE)		£287 \$306 €450	15kg 33 lb	154 L 5.4 cu'	Chest Co-Polymer Polypropylene	60mm 2.4" 355mm 14"	
	7726	EXPLORER (GTLINE)		£325 \$316 €438	10.3kg 22.7 lb	118 L 4.2 cu'	Chest Co-Polymer Polypropylene	90mm 3.5" 175 mm 6.9"	
	7745	EXPLORER (GTLINE)		£355 \$360 €546	15.5kg 34.1 lb	200 L 7 cu'	Chest Co-Polymer Polypropylene	90mm 3.5" 360 mm 14.2"	
	Titan Utility GU-2015-10	GATORCASE		\$240	6.9kg 15.1 lb	52 L 1.8 cu'	Carry-On NK-7 Resin	60mm* 2.4" 196mm 7.7"	
	Titan Utility GU-2217-13	GATORCASE		\$285	8.7kg 19.2 lb	78 L 2.75 cu'	Chest NK-7 Resin	60mm* 2.4" 261mm 10.3"	
	Titan Utility GU-2011-07	GATORCASE		\$155	4.9kg 10.8 lb	28 L 1 cu'	Carry-On NK-7 Resin	60mm* 2.4" 129mm 5.1"	

## 911 ARMOR & WHEEL

«Take on any terrain, no compromises»

scan for more info

www.kong.it

# WHEELED HARD CASES

INTERNAL DIMENSIONS	EXTERNAL DIMENSIONS	TEMP RANGE	EYE DIAMETER	PRESSURE VALVE	LOCK/LOCKABLE	SINGL/DBL LATCHES	ID PANEL/STRAP	CARRY HANDLES *	ERGONOMIC GRIP	FOAM ORGANISE	I.P. MILSPEC	WARRANTY YRS	COLOURS	NOTES	WWW.
580x440x330mm 22.8x17.3x13"	670x510x372mm 26.4x20x14.6"	-33to90C -27to194F	7mm 0.3"	■	■ □	4	■	3	■	□ □	67	■	■		explorercases.com
765x485x305mm 30.1x19x12"	860x560x355mm 33.9x22 x14"	-33to90C -27to194F	7mm 0.3"	■	■ □	7	■	3	-	□ □	67	■	■		explorercases.com
765x485x415mm 30.1x19x16.3"	860x560x460mm 33.9x22 x14"	-33to90C -27to194F	7mm 0.3"	■	■ □	7	■	3	-	□ □	67	■	■		explorercases.com
770x580x265mm 30.3x22.8x10.4 "	836x641x304mm 32.9x25.2x12"	-33to90C -27to194F	7mm 0.3"	■	■ □	7	■	3*	-	□ □	67	■	■	*No Telescopic Handle	explorercases.com
770x580x450mm 30.3x22.8x 17.7"	836x641x489mm 32.9x25.2x19.25"	-33to90C -27to194F	7mm 0.3"	■	■ □	7	■	3	-	□ □	67	■	■		explorercases.com
521x389x256mm 20.5x15.3x10.1"	579x465x297mm 22.8x18.3x11.7"	n/a	8mm 0.3"	■	■	2	-	2	■	□ □	67	□		*approximate dimensions	gatorcases.com
559x432x323mm 22x17x12.7"	645x508x368mm 25.4x20x14.5"	n/a	8mm 0.3"	■	■	4	-	3	■	□ □	67	□		*approximate dimensions	gatorcases.com
521x287x190mm 20.5x 11.3x 7.5"	559x356x229mm 22x14x9"	n/a	8mm 0.3"	■	■	2	-	2	■	□ □	67	□		*approximate dimensions	gatorcases.com



**IMAGES NOT TO SCALE**

COST: Approx (~) & include local tax/VAT.

COSTS in £\$€= Currency conversion only.

CASE TYPES: 1=Carry Case, 1A=Carry On, 2=Chest,5=Long 6=Crate, 7=Rack.

HANDLES\*: exc 1x telescoping handle

FOAM/ORGANISE: = Option

WARRANTY: =Limited Lifetime

=LIMITED Lifetime

MODEL	COMPANY	ORIGIN	COST	WT (empty)	VOLUME	TYPE of CASE MATERIAL	DEPTH of LID BASE
2550W	HPRC (PLABER)		\$179 €289	4.35kg 9.57 lb	29 L 1cu'	Carry-On Polypropylene TTX01/Glass Fibre/ Rubber	48mm 1.9" 152mm 6"
2600W	HPRC (PLABER)		\$189 €336	6.05kg 13.3lb	38 L 1.34cu'	Carry-Case Polypropylene TTX01/Glass Fibre/ Rubber	45mm 1.8" 172mm 6.8"
2700W	HPRC (PLABER)		\$207 €408	8.4kg 18.3 lb	65 L 2.26cu'	Carry-Case/Chest Polypropylene TTX01/Glass Fibre/ Rubber	45mm 1.8" 211mm 8.3"
2730W	HPRC (PLABER)		\$291 €423	7.6kg 16.6 lb	72 L 2.5cu'	Carry-Case/Chest Polypropylene TTX01/Glass Fibre/ Rubber	45mm 1.8" 271mm 10.7"
2745W	HPRC (PLABER)		\$265 €370	7.05kg 15.6lb	77 L 2.7cu'	Chest Polypropylene TTX01/Glass Fibre/ Rubber	52mm 2" 195mm 7.7"
2760W	HPRC (PLABER)		\$298 €413	9.2kg 20.3 lb	91 L 3.2cu'	Chest Polypropylene TTX01/Glass Fibre/ Rubber	52mm 2" 250mm 9.8"
2780W	HPRC (PLABER)		\$394 €433	12.2kg 26.9 lb	142 L 5cu'	Chest Polypropylene TTX01/Glass Fibre/ Rubber	73mm 2.9" 293mm 11.5"
2800W	HPRC (PLABER)		\$358 €445	13.2kg 29.1 lb	179 L 6.3cu'	Chest Polypropylene TTX01/Glass Fibre/ Rubber	73mm 2.9" 382mm 15"
4300W	HPRC (PLABER)		\$298 €413	7.3kg 16.1 lb	62 L 2.2cu'	Top-Loader Polypropylene TTX01/Glass Fibre/ Rubber	80mm 3.15" 220mm 8.7"
4600W	HPRC (PLABER)		\$307 €432	10.7kg 23.5 lb	129 L 4.6cu'	Top=Loader Polypropylene TTX01/Glass Fibre/ Rubber	85.5mm 3.36" 289mm 11.4"
4700W	HPRC (PLABER)		\$395 €471	11.6kg 25.6 lb	81 L 2.9cu'	Top-Loader Polypropylene TTX01/Glass Fibre/ Rubber	23mm 0.9" 474mm 18.7"
4800W	HPRC (PLABER)		\$434 €462	10kg 22.2 lb	136 L 4.8cu'	Top-Loader Polypropylene TTX01/Glass Fibre/ Rubber	60mm 2.4" 540mm 21.25"

# WHEELED HARD CASES

INTERNAL DIMENSIONS	EXTERNAL DIMENSIONS	TEMP RANGE	EYE DIAMETER	PRESSURE VALVE	LOCK/ LOCKABLE	SINGL/DBL LATCHES	ID PANEL/STRAP	CARRY HANDLES *	ERGONOMIC GRIP	FOAM ORGANISE	I.P. MILSPEC	WARRANTY YRS	COLOURS	NOTES	WWW.
513x288x200mm 20.2x11.3x7.9"	549x346x236mm 21.6x13.6x9.3"	-40to80C 40to176F	6mm 1/4"	■	■	2	■	2	■	□	■	□	■	updated in 2017 from previous model Foam+\$20	hprc.it hprcusa.com
482x358x218mm 19x14.8x8.6"	546x423x250mm 21x16.7x9.8"	-40to80C 40to176F	6mm 1/4"	■	■	4	■	2	■	□	■	□	■	updated in 2017 from previous model Foam+\$20	hprc.it hprcusa.com
555x459x256mm 21.9x18.1x10.1"	620x525x280mm 24.4x20.7x11"	-40to80C 40to176F	6mm 1/4"	■	■	4	■	3	■	□	■	□	■		hprc.it hprcusa.com
509x460x316mm 20x18.1x12.4"	620x520x350mm 24.4x20.5x13.8"	-40to80C 40to176F	6mm 1/4"	■	■	4	■	3	■	□	■	□			hprc.it hprcusa.com
771x401x247mm 30.4x15.8x9.7"	822x452x294mm 32.4x17.8x11.6"	-40to80C 40to176F	6mm 1/4"	■	■	5	■	3	■	□	■	□	■		hprc.it hprcusa.com
690x450x300mm 27.3x17.7x11.8"	750x510x329mm 29.5x20.1x13"	-40to80C 40to176F	6mm 1/4"	■	■	7	■	3	■	■	■	□		Wheels & fold-out handles at both ends, can be pulled flat like a cart. 1 super-wide handle	hprc.it hprcusa.com
749x525x366mm 29.5x20.7x14.4"	810x587x388mm 31.9x23.1x15.3"	-40to80C 40to176F	6mm 1/4"	■	■	7	■	3	■	■	■	□		No Telescopic handle- double width top handle instead	hprc.it hprcusa.com
749x525x455mm 29.5x20.7x17.9"	810x587x479mm 31.9x23.1x18.9"	-40to80C 40to176F	6mm 1/4"	■	■	7	■	2	■	■	■	□			hprc.it hprcusa.com
585x320x300 mm 23x12.6x11.8"	690x380x358mm 27.2x15x14.1"	-40to80C 40to176F	6mm 1/4"	■	■	4	■	3	■	□	■	□	■		hprc.it hprcusa.com
611x611x375mm 24x24x14.8"	670x677x419mm 26.4x26.7x16"	-40to80C 40to176F	6mm 1/4"	■	■	6	■	1	■	□	■	□			hprc.it hprcusa.com
508x301x497mm 20x11.9x19.6"	572x412x564mm 22.5x16.2x22.2"	-40to80C 40to176F	6mm 1/4"	■	■	4	■	1	■	□	■	□			hprc.it hprcusa.com
720x320x600mm 28.3x12.6x23.6"	776x380x649mm 30.6x14.9x25.6"	-40to80C 40to176F	6mm 1/4"	■	■	3	■	2*	■	□	■	□		*not including the pulling handle which hinges out rather than being telescopic	hprc.it hprcusa.com

**IMAGES NOT TO SCALE**  
 COST: Approx (~) & include local tax/VAT.  
 COSTS in £\$€= Currency conversion only.  
 CASE TYPES: 1=Carry Case, 1A=Carry On,  
 2=Chest,5=Long 6=Crate, 7=Rack.  
 HANDLES\*: exc 1x telescoping handle  
 FOAM/ORGANISE: ☐= Option  
 WARRANTY: ☐=Limited Lifetime  
 ■=LIMITED Lifetime

	MODEL	COMPANY	ORIGIN	COST	WT (empty)	VOLUME	TYPE of CASE MATERIAL	DEPTH of LID BASE
	6300W	HPRC (PLABER)		\$321 €311	5.7kg 12.6 lb	54 L 1.9cu'	Cylindrical Polypropylene TTX01/Glass Fibre/ Rubber	112mm 4.4" 131mm 5.2"
	6400W	HPRC (PLABER)		\$353 €323	6.3kg 13.9 lb	64 L 2.3cu'	Cylindrical Polypropylene TTX01/Glass Fibre/ Rubber	112mm 4.4" 131mm 5.2"
	6500W	HPRC (PLABER)		\$408 €332	7.2kg 15.9 lb	76 L 2.7cu'	Cylindrical Polypropylene TTX01/Glass Fibre/ Rubber	112mm 4.4" 131mm 5.2"
	935	NANUK (PLASTICASE)		£169 \$222- \$238 €186	5.2kg 11.6lb	28.3 L 1cu'	Carry-On Lightweight NK-7 resin	53mm 2.1" 137mm 5.4"
	938	NANUK (PLASTICASE)		£227 \$280 €252	6.35kg 14.55lb	51L 1.8cu'	Chest Lightweight NK-7 resin	53mm 2.1" 241mm 9.5"
	950	NANUK (PLASTICASE)		£218 \$219 €242	6.8kg 15.1lb	51.8L 1.8cu'	Chest Lightweight NK-7 resin	53mm 2.1" 203mm 8"
	955	NANUK (PLASTICASE)		£262 \$322 €290	8.16 kg 18.4 lb	62.5L 2.2cu'	Chest Lightweight NK-7 resin	53mm 2.1" 274mm 10.8"
	960	NANUK (PLASTICASE)		£300 \$341 €331	8.7 kg 19.2 lb	79L 2.8cu'	Chest Lightweight NK-7 resin	53mm 2.1" 206mm 8.1"
	963	NANUK (PLASTICASE)		£306 \$355 €388	11.36kg 25 lb	90.6L 3.2cu'	Chest Lightweight NK-7 resin	53mm 2.1" 216mm 8.5"
	965	NANUK (PLASTICASE)		£337 \$392 €373	11.36kg 25 lb	120L 4.2cu'	Chest Lightweight NK-7 resin	53mm 2.1" 302mm 11.9"
	968	NANUK (PLASTICASE)		£301 \$350 €333	9.76kg 21.5lb	89.5L 3.2cu'	Chest Lightweight NK-7 resin	58mm 2.3" 203mm 8"
	970	NANUK (PLASTICASE)		£342 \$453 €378	11.9kg 26.3lb	134L 4.7cu'	Chest Lightweight NK-7 resin	58mm 2.3" 302mm 11.9"



INTERNAL DIMENSIONS	EXTERNAL DIMENSIONS	TEMP RANGE	EYE DIAMETER	PRESSURE VALVE	LOCK/LOCKABLE	SINGL/DBL LATCHES	ID PANEL/STRAP	CARRY HANDLES *	ERGONOMIC GRIP	FOAM ORGANISE	I.P. MILSPEC	WARRANTY YRS	OTHER COLOURS	NOTES	WWW.
921x279x243mm 36.3x11x9.6"	970x335x258mm 38.2x13.2x11.2"	-40to80C 40to176F	6mm 1/4"	■	■	4	-	2	■	□	■	□		No Telescopic handle-regular top-handle and double width side handle instead	hprc.it hprcusa.com
1081x279x243mm 42.6x11x9.6"	1128x335x258mm 44.4x13.2x11.2"	-40to80C 40to176F	6mm 1/4"	■	■	4	-	2	■	□	■	□	■	No Telescopic handle-regular top-handle and double width side handle instead	hprc.it hprcusa.com
1281x279x243mm 50.43x11x9.6"	1330x335x285mm 52.3x13.2x11.2"	-40to80C 40to176F	6mm 1/4"	■	■	4	-	2	■	□	■	□		No Telescopic handle-regular top-handle and double width side handle instead	hprc.it hprcusa.com
521x287x191mm 20.5x11.3x7.5"	559x356x229mm 22x14x9"	-29to60C -20to140F	8.6mm 0.34"	■	■	2	□	2	■	□	■	□	■ ■ ■	option of waterproof internal covers Stackable.Integrated lid stays.2-stage handle height	nanuk.com
546x318x294mm 21.5x12.5x11.6"	605x394x336mm 23.8x15.5x13.2"	-29to60C -20to140F	8.6mm 0.34"	■	■	2	□	2	■	□	■	□	■ ■	option of waterproof internal covers Stackable.Integrated lid stays.2-stage handle height	nanuk.com
521x389x257mm 20.5x15.3x10.1"	579x465x297mm 22.8x18.3x1.7"	-29to60C -20to140F	8.6mm 0.34"	■	■	2	□	3	■	□	■	□	■ ■ ■	option of waterproof internal covers Stackable.Integrated lid stays.2-stage handle height	nanuk.com
559x432x259mm 22x17x10.2"	650x508x300mm 25.6x20x11.8"	-29to60C -20to140F	8.6mm 0.34"	■	■	2	□	3	■	□	■	□	■	option of waterproof internal covers Stackable.Integrated lid stays.2-stage handle height	nanuk.com
559x432x328mm 22x17x12.9"	645x508x368mm 25.4x20x14.5"	-29to60C -20to140F	8.6mm 0.34"	■	■	4	□	1	■	□	■	□	■ ■ ■	option of waterproof internal covers Stackable.Integrated lid stays.2-stage handle height	nanuk.com
737x457x269mm 29x18x10.6"	826x533x312mm 32.5x21x12.3"	-29to60C -20to140F	8.6mm 0.34"	■	■	5	□	3	■	□	■	□		option of waterproof internal covers Stackable.Integrated lid stays.2-stage handle height	nanuk.com
737x457x356mm 29x18x14"	826x536x406mm 32.5x21x15.8"	-29to60C -20to140F	8.6mm 0.34"	■	■	5	□	3	■	□	■	□		option of waterproof internal covers Stackable.Integrated lid stays.2-stage handle height	nanuk.com
546x546x300mm 21.5x21.5x11.8"	610x627x345mm 25x24.7x13.6"	-29to60C -20to140F	8.6mm 0.34"	■	■	6	□	1	■	□	■	□		option of waterproof internal covers Stackable.Integrated lid stays.2-stage handle height	nanuk.com
610x610x361mm 24x24x14.2"	699x691x406mm 27.5x27.2x16"	-29to60C -20to140F	8.6mm 0.34"	■	■	6	□	1	■	□	■	□		option of waterproof internal covers Stackable.Integrated lid stays.2-stage handle height	nanuk.com

**IMAGES NOT TO SCALE**

COST: Approx (~) & include local tax/VAT.

COSTS in £\$€= Currency conversion only.

CASE TYPES: 1=Carry Case, 1A=Carry On, 2=Chest,5=Long 6=Crate, 7=Rack.

HANDLES\*: exc 1x telescoping handle

FOAM/ORGANISE: = Option

WARRANTY: =Limited Lifetime

=LIMITED Lifetime

			MODEL	COMPANY	ORIGIN	COST	WT (empty)	VOLUME	TYPE of CASE MATERIAL	DEPTH of LID BASE
	Air/Travel 1535	PELICAN/ PELI-CASES		£275 £459 \$201 \$310 €280 €431	3.9kg 8.69lb	27 L 1cu'	Carry-On Polypropylene HPX <sup>2</sup> polymer	51mm 2" 132mm 5.2"		
	Air 1556	PELICAN/ PELI-CASES		\$211 €348	4.4kg 9.75lb	34 L 1.2cu'	Carry-Case Polypropylene HPX <sup>2</sup> polymer	51mm 2" 177mm 7"		
	Air 1606	PELICAN/ PELI-CASES		\$244 €362	5.6kg 11.5lb	51 L 1.8cu'	Carry-Case Polypropylene HPX <sup>2</sup> polymer	51mm 2" 209mm 8.2"		
	Air 1607	PELICAN/ PELI-CASES		£359 \$258 €366	6kg 13.2lb	63 L 2.2cu'	Carry-Case/Chest Polypropylene HPX <sup>2</sup> polymer	51mm 2" 244mm 9.6"		
	Air/Travel 1615	PELICAN/ PELI-CASES		£423 £703 \$274 \$420 €505 €718	6.4kg 14.1lb	71 L 2.5cu'	Chest Polypropylene HPX <sup>2</sup> polymer	51mm 2" 187mm 7.4"		
	Air 1626	PELICAN/ PELI-CASES		£446 \$279 €452	6.6kg 14.7lb	76 L 2.7cu'	Chest Polypropylene HPX <sup>2</sup> polymer	51mm 2" 247mm 9.7"		
	Air 1637	PELICAN/ PELI-CASES		£439 \$290 €447	6.9kg 15.2lb	89 L 3.1cu'	Chest Polypropylene HPX <sup>2</sup> polymer	51mm 2" 284mm 11.2"		
	Protector 1440	PELICAN/ PELI-CASES		£294 \$205 €275	6.6kg 14.5lb	34 L 1.2cu'	Top-Loader Polypropylene	51mm 2" 356mm 14"		
	Protector 1510	PELICAN/ PELI-CASES		£280 \$200 €262	5.4kg 12lb	27 L 1cu'	Carry-On Polypropylene	45mm 1.79" 147mm 5.79"		
	Protector 1510 Mobility	PELICAN/ PELI-CASES		£530 \$368 €494	7.4kg 16.3lb	27 L 1cu'	Carry-Case Polypropylene	45mm 1.79" 147mm 5.79"		
	Protector 1560	PELICAN/ PELI-CASES		£309 \$214 €288	7.7kg 17 lb	44 L 1.6cu'	Carry-Case Polypropylene	51mm 2" 178mm 7"		
	Protector 1560 Mobility	PELICAN/ PELI-CASES		£536 \$385 €500	9.7kg 21.3 lb	44 L 1.6cu'	Carry-Case Polypropylene	51mm 2" 178mm 7"		

# WHEELED HARD CASES

INTERNAL DIMENSIONS	EXTERNAL DIMENSIONS	TEMP RANGE	EYE DIAMETER	PRESSURE VALVE	LOCK/LOCKABLE	SINGL/DBL LATCHES	ID PANEL/STRAP	CARRY HANDLES *	ERGONOMIC GRIP	FOAM ORGANISE	I.P. MILSPEC	WARRANTY YRS	OTHER COLOURS	NOTES	WWW.
518x284x183mm 20.4x11.2x7.2"	558x355x228mm 22x14x9"	-51to71C -60-160F	8mm 5/16"	■	■	2	■	1	■	<input type="checkbox"/>	■	67	■ ■ ■ ■ ■ ■	Travel version c/w Cube storage pouches. Push-button latch release	pelican.com peli.co.uk peli.com
549x273x228mm 21.6x10.7x9"	595x343x268mm 23.4x13.5x10.6"	-51to71C -60-160F	8mm 5/16"	■	■	2	■	1	■	<input type="checkbox"/>	■	67	■ ■ ■ ■ ■ ■	Push-button latch release	pelican.com peli.com
623x312x26mm 245x12.3x10.2"	696x384x300mm 27.4x15.1x11.8"	-51to71C -60-160F	8mm 5/16"	■	■	5	■	3	■	<input type="checkbox"/>	■	■	■ ■ ■ ■ ■ ■	Push-button latch release	pelican.com peli.com
535x402x295mm 21x15.8x11.6"	613x478x337mm 24 x19x13.25"	-51to71C -60-160F	8mm 5/16"	■	■	4	■	3	■	<input type="checkbox"/>	■	67	■ ■ ■ ■ ■ ■	Push-button latch release	pelican.com peli.co.uk peli.com
752x394x238mm 29.6x15.5x9.4"	828x467x280mm 32.6x18.4x11"	-51to71C -60-160F	8mm 5/16"	■	■	5	■	3	■	<input type="checkbox"/>	■	67	■ ■ ■ ■ ■ ■ ■ ■	Travel version c/w Cube storage pouches. Push-button latch release	pelican.com peli.co.uk peli.com
715x358x298mm 28.1x14.1x11.7"	790x433x339mm 31.2x17x13.3"	-51to71C -60-160F	8mm 5/16"	■	■	5	■	3	■	<input type="checkbox"/>	■	■	■ ■ ■ ■ ■ ■	Push-button latch release	pelican.com peli.co.uk peli.com
595x446x337mm 23.4x17.5x13.25"	550x350x225mm 21.7x13.8x8.9"	-51to71C -60-160F	8mm 5/16"	■	■	5	■	3	■	<input type="checkbox"/>	■	■	■ ■ ■ ■ ■ ■	Push-button latch release.	pelican.com peli.co.uk peli.com
434x191x406mm 17.1x7.5x16"	500x305x457mm 19.7x12x18"	-40to99C -40to210F	8mm 5/16"	■	■	3	-	2	■	■	■	67	■ ■ ■ ■ ■ ■	Precut Battery & Drone organiser options.	pelican.com peli.co.uk peli.com
535x260x225mm 21.1x14.2x8.9"	610x430x265mm 24.8x17.7x11.4"	-40to99C -40to210F	8mm 5/16"	■	■	2	■	1	■	<input type="checkbox"/>	■	67	■ ■ ■ ■ ■ ■	Precut Battery & Drone organiser options	pelican.com peli.co.uk peli.com
535x260x225mm 21.1x14.2x8.9"	598x365x270mm 23.5x14.4x10.6"	-40to99C -40to210F	8mm 5/16"	■	■	2	■	1	■	<input type="checkbox"/>	■	67	■ ■ ■ ■ ■ ■	Ruggedised wheels and stand for 'off- road' use	pelican.com peli.co.uk peli.com
506x380x229mm 19.9x15x9"	561x455x265mm 22x17.9x10.4"	-40to99C -40to210F	8mm 5/16"	■	■	2	■	2	■	<input type="checkbox"/>	■	67	■ ■ ■ ■ ■ ■ ■ ■		pelican.com peli.co.uk peli.com
506x380x229mm 19.9x15x9"	604x466x307mm 23.8x18.3x12"	-40to99C -40to210F	8mm 5/16"	■	■	2	■	2	■	<input type="checkbox"/>	■	67	■ ■ ■ ■ ■ ■ ■ ■	Ruggedised wheels and stand for 'off- road' use	pelican.com peli.co.uk peli.com

**IMAGES NOT TO SCALE**

COST: Approx (~) & include local tax/VAT.

COSTS in £\$€= Currency conversion only.

CASE TYPES: 1=Carry Case, 1A=Carry On, 2=Chest,5=Long 6=Crate, 7=Rack.

HANDLES\*: exc 1x telescoping handle

FOAM/ORGANISE: = Option

WARRANTY: =Limited Lifetime

=LIMITED Lifetime

MODEL	COMPANY	ORIGIN	COST	WT (empty)	VOLUME	TYPE of CASE MATERIAL	DEPTH of LID BASE
 Protector 1610	PELICAN/ PELI-CASES		£416 \$278 €389	8.8kg 19.5 lb	63 L 2.2cu'	Chest Polypropylene	51mm 2" 218mm 8.6"
 Protector 1610 Mobility	PELICAN/ PELI-CASES		£648 \$449 €604	11.9kg 26.3 lb	63 L 2.2cu'	Chest Polypropylene	51mm 2" 218mm 8.6"
 Protector 1620	PELICAN/ PELI-CASES		£444 \$302 €414	9.6kg 21.2 lb	72 L 2.5cu'	Chest Polypropylene	51mm 2" 267mm 10.5"
 Protector 1620 Mobility	PELICAN/ PELI-CASES		£688 \$384 €642	12.7kg 28 lb	72 L 2.5cu'	Chest Polypropylene	51mm 2" 267mm 10.5"
 Protector 1630	PELICAN/ PELI-CASES		£586 \$433 €546	14.1kg 31 lb	148 L 5.2cu'	Chest Polypropylene	83mm 3.25" 308mm 12.1"
 Protector 1640	PELICAN/ PELI-CASES		£493 \$366 €460	15.4kg 34 lb	130 L 4.6cu'	Chest Polypropylene	51mm 2" 302mm 11.9"
 Protector 1650	PELICAN/ PELI-CASES		£457 \$316 €426	10.9kg 24 lb	87 L 3.1cu'	Chest Polypropylene	46mm 1.8" 225mm 8.8"
 Protector 1660	PELICAN/ PELI-CASES		£673 \$451 €627	15.5kg 34.2 lb	160 L 5.6cu'	Chest Polypropylene	89mm 3.5" 359mm 14.2"
 Protector 1670	PELICAN/ PELI-CASES		£508 \$370 €474	10.4kg 23 lb	70 L 2.5cu'	Chest Polypropylene	46mm 1.8" 188mm 7.4"
 Protector 1690 Transport	PELICAN/ PELI-CASES		£692 \$490 €644	15.4kg 34 lb	191 L 6.75cu'	Chest Polypropylene	73mm 2.86" 308mm 12.1"
 Protector 1730 Transport	PELICAN/ PELI-CASES		£734 \$546 €684	13.6kg 30 lb	167 L 5.9cu'	Chest Polypropylene	64mm 2.5" 254mm 10"
 Protector 0450 Tool Chest	PELICAN/ PELI-CASES		£1200 \$930 €1402	22kg 48.4 lb	46.75L 1.7cu'	Rack Polypropylene	mm " mm "

# WHEELED HARD CASES

INTERNAL DIMENSIONS	EXTERNAL DIMENSIONS	TEMP RANGE	EYE DIAMETER	PRESSURE VALVE	LOCK/LOCKABLE	SNGL/DBL LATCHES	ID PANEL/STRAP	CARRY HANDLES *	ERGONOMIC GRIP	FOAM ORGANISE	I.P. MILSPEC	WARRANTY YRS	OTHER COLOURS	NOTES	WWW.
553x424x270mm 21.8x16.7x10.6"	631x500x302mm 24.8x16.7x11.9"	-40to99C -40to210F	8mm 5/16"	■	■	4	■	3	■	□	■	■	■		pelican.com peli.co.uk peli.com
553x424x270 mm 21.8x16.7x10.6"	665x584x347mm 26.2x23x13.7"	-40to99C -40to210F	8mm 5/16"	■	■	4	■	3	■	□	■	■		Ruggedised wheels and stand for 'off-road' use	pelican.com peli.co.uk peli.com
546x417x319mm 21.5x16.4x12.5"	629x497x353mm 24.8x19.6x13.9"	-40to99C -40to210F	8mm 5/16"	■	■	4	■	3	■	□	■	■	■		pelican.com peli.co.uk peli.com
546x417x319mm 21.5x16.4x12.5"	665x584x396mm 26.2x23x15.6"	-40to99C -40to210F	8mm 5/16"	■	■	4	■	3	■	□	■	■		Ruggedised wheels and stand for 'off-road' use	pelican.com peli.co.uk peli.com
704x533x394mm 27.7x21x15.5"	795x615x444mm 31.3x24.2x17.5"	-40to99C -40to210F	8mm 5/16"	■	■	7	■	2	-	□	■	■			pelican.com peli.co.uk peli.com
602x610x353mm 23.7x23x13.9"	691x699x414mm 27.2x27.5x16.3"	-40to99C -40to210F	8mm 5/16"	■	■	6	■	1	-	□	■	■	■	NB: US and European interior dimensions can vary on some models. US figures are shown.	pelican.com peli.co.uk peli.com
726x445x272mm 28.6x17.5x10.7"	803x521x317mm 31.6x20.5x12.5"	-40to99C -40to210F	8mm 5/16"	■	■	7	■	3	■	□	■	■		NB: US and European interior dimensions can vary on some models. US figures are shown.	pelican.com peli.co.uk peli.com
716x499x448mm 28.2x19.7x17.6"	803x584x495mm 31.6x23x19.5"	-40to99C -40to210F	8mm 5/16"	■	■	7	■	2	-	□	■	■	■		pelican.com peli.co.uk peli.com
714x419x233mm 28.1x16.5x9.2"	788x493x284mm 31x19.4x11.2"	-40to99C -40to210F	8mm 5/16"	■	■	5	■	2	-	□	■	■	■	Upsize handles	peli.co.uk peli.com
765x638x390mm 30.1x25.1x15.4"	849x721x448mm 33.4x28.4x17.6 "	-40to99C -40to210F	8mm 5/16"	■	■	5	■	2	-	□	■	■	■	Upsize handles	pelican.com peli.co.uk peli.com
864x610x318mm 34x24x12.5"	953x689x365mm 37.5x27.1x14.4"	-40to99C -40to210F	8mm 5/16"	■	■	8	■	2	-	□	■	■	■	No Telescopic handle	pelican.com peli.co.uk peli.com
522x229x371mm	608x375x456mm 24x14.75x18"	-40to99C -40to210F	8mm 5/16"	■	■	4	■	2	-	□	■	■		All 3 Prices are WITH drawers Double telescoping handle. Pull out drawers when the case is on its side.	peli.co.uk peli.com

**IMAGES NOT TO SCALE**

COST: Approx (\*) & include local tax/VAT.  
 COSTS in £\$€= Currency conversion only.  
 CASE TYPES: 1=Carry Case, 1A=Carry On,  
 2=Chest,5=Long 6=Crate, 7=Rack.  
 HANDLES\*: exc 1x telescoping handle  
 FOAM/ORGANISE: = Option  
 WARRANTY: =Limited Lifetime  
=LIMITED Lifetime

























MODEL	COMPANY	ORIGIN	COST	WT (empty)	VOLUME	TYPE of CASE MATERIAL	DEPTH of LID BASE
Protector 1740	PELICAN/ PELI-CASES		£631 \$448 €588	10kg 22 lb	105 L 3.7cu'	Long Chest Polypropylene	65mm 2.56" 243mm 9.6"
Protector 1770	PELICAN/ PELI-CASES		£763 \$616 €711	16.3kg 36 lb	120 L 4.2cu'	Long Polypropylene	48mm 1.9" 171mm 6.75"
Protector 1780T	PELICAN/ PELI-CASES		£789 \$610 €736	17.4kg 38.4 lb	216 L 7.6cu'	Chest Polypropylene	193mm 7.6" 185mm 7.3"
Storm iM2435	PELICAN/ PELI-CASES		£288 \$183 €331	4.5kg 10 lb	29 L 1cu'	Carry-Case/ Top-Loader Polypropylene HPX <sup>2</sup> polymer	51mm 2" 343mm 13.5"
Storm iM2500	PELICAN/ PELI-CASES		£276 \$212 €328	5kg 11.1 lb	28 L 1cu'	Carry-On Polypropylene HPX <sup>2</sup> polymer	51mm 2" 132mm 5.2"
Storm iM2620	PELICAN/ PELI-CASES		£304 \$229 €360	5.7kg 12.5 lb	46 L 1.6cu'	Carry Case/Chest Polypropylene HPX <sup>2</sup> polymer	51mm 2" 203mm 8"
Storm iM2720	PELICAN/ PELI-CASES		£410 \$278 €486	7.6kg 16.8 lb	61 L 2.2cu'	Chest Polypropylene HPX <sup>2</sup> polymer	51mm 2" 203mm 8"
Storm iM2750	PELICAN/ PELI-CASES		£437 \$302 €517	8.4kg 18.5 lb	78 L 2.75cu'	Chest Polypropylene HPX <sup>2</sup> polymer	51mm 2" 272mm 10.7"
Storm iM2875	PELICAN/ PELI-CASES		£446 \$316 €529	9.1kg 20.1 lb	89 L 3.1cu'	Chest Polypropylene HPX <sup>2</sup> polymer	51mm 2" 239mm 9.4"
Storm iM2950	PELICAN/ PELI-CASES		£449 \$319 €533	9.4kg 20.8 lb	90 L 3.2cu'	Chest Polypropylene HPX <sup>2</sup> polymer	51mm 2" 216mm 8.5"
Storm iM2975	PELICAN/ PELI-CASES		£495 \$345 €589	10.3kg 22.8 lb	118 L 4.2cu'	Chest Polypropylene HPX <sup>2</sup> polymer	51mm 2" 300mm 11.8"
Storm iM3075	PELICAN/ PELI-CASES		£666 \$453 €783	14.3kg 31.5 lb	181 L 6.4cu'	Chest Polypropylene HPX <sup>2</sup> polymer	102mm 4" 349mm 13.75"

# WHEELED HARD CASES

INTERNAL DIMENSIONS	EXTERNAL DIMENSIONS	TEMP RANGE	EYE DIAMETER	PRESSURE VALVE	LOCK/LOCKABLE	SINGL/DBL LATCHES	ID PANEL/STRAP	CARRY HANDLES *	ERGONOMIC GRIP	FOAM ORGANISE	I.P. MILSPEC	WARRANTY YRS	OTHER COLOURS	NOTES	WWW.
1041x328x308mm 41x12.9x12.1 "	1122x409x356mm 44.2x16.1x14"	-40to99C -40to210F	8mm 5/16"	■	■	■	■	2	-	□	■ 67	■	■	No Telescopic handle	pelican.com peli.co.uk
1386x396x219mm 54.6x15.6x8.6"	1458x469x285mm 57.4x18.5x11.2"	-40to99C -40to210F	8mm 5/16"	■	■	6	■	2	-	□*	■ 67	■	■	No Telescopic handle	pelican.com peli.co.uk
1044x547x378mm 41.1x21.5x14.9"	1140x643x419mm 44.9x25.3x16.5"	-40to99C -40to210F	8mm 5/16"	■	■	8	■	4	-	□	■ 67	■	■	Also 'W' Weapons variant	pelican.com peli.co.uk
445x165x394mm 17.5x6.5x15.5"	473x235x419mm 18.6x9.25x16.5"	-29to60C -20to140F	6mm 1/4"	■	■	2	■	1	■	□	■ 67	■	■	Push-button latch release locks automatically	pelican.com peli.co.uk
521x292x183mm 20.5x11.5x7.2"	551x358x226mm 21.7x14.1x8.9"	-29to60C -20to140F	6mm 1/4"	■	■	2	■	1	■	□	■ 67	■	■	Push-button latch release locks automatically	pelican.com peli.co.uk
508x356x254mm 20x14x10"	538x406x269mm 21.2x16x10.6"	-29to60C -20to140F	6mm 1/4"	■	■	2	■	1	■	□	■ 67	■	■	Push-button latch release locks automatically	pelican.com peli.co.uk
559x432x254mm 22x17x10"	625x500x297mm 24.6x19.7x11.7"	-29to60C -20to140F	6mm 1/4"	■	■	4	■	3	■	□	■ 67	■	■	Push-button latch release locks automatically	pelican.com peli.co.uk
559x432x323mm 22x17x12.7"	625x500x366mm 24.6x19.7x14.4"	-29to60C -20to140F	6mm 1/4"	■	■	4	■	3	■	□	■ 67	■	■	Push-button latch release locks automatically	pelican.com peli.co.uk
573x536x290mm 22.5x21.1x11.4"	632x602x333mm 24.9x23.7x13.1"	-29to60C -20to140F	6mm 1/4"	■	■	6	■	3	■	□	■ 67	■	■	Push-button latch release locks automatically	pelican.com peli.co.uk
736x457x267mm 29x18x10.5"	795x518x310mm 31.3x20.4x12.2"	-29to60C -20to140F	6mm 1/4"	■	■	5	■	3	■	□	■ 67	■	■	Push-button latch release locks automatically	pelican.com peli.co.uk
736x457x351mm 29x18x13.8"	795x518x394mm 31.3x20.4x15.5"	-29to60C -20to140F	6mm 1/4"	■	■	5	■	3	■	□	■ 67	■	■	Push-button latch release locks automatically	pelican.com peli.co.uk
757x528x452mm 29.8x20.8x17.9"	846x620x490mm 33.3x24.4x19.3"	-29to60C -20to140F	6mm 1/4"	■	■	7	■	4	■	□	■ 67	■	■	Push-button latch release locks automatically	pelican.com peli.co.uk

**IMAGES NOT TO SCALE**

COST: Approx (~) & include local tax/VAT.  
 COSTS in £\$€= Currency conversion only.  
 CASE TYPES: 1=Carry Case, 1A=Carry On,  
 2=Chest,5=Long 6=Crate, 7=Rack.  
 HANDLES\*: exc 1x telescoping handle  
 FOAM/ORGANISE:  Option  
 WARRANTY:  Limited Lifetime  
 LIMITED Lifetime

MODEL	COMPANY	ORIGIN	COST	WT (empty)	VOLUME	TYPE of CASE MATERIAL	DEPTH of LID BASE
 MAX 465H220TR	PLASTICA PANARO		£172 €138	4.5kg 13.4 lb	34.3 L 1.2cu'	Carry-On Polypropylene Copolymer	40mm 1.6" 180mm 7"
 MAX 505H280TR	PLASTICA PANARO		£207 €178	6.1kg 13.4 lb	49 L 1.7cu'	Carry-On Polypropylene Copolymer	58mm 2.4" 222mm 8.7"
 MAX 505TR	PLASTICA PANARO		£156 €123	5kg 11.1 lb	34 L 1.2cu'	Carry-On Polypropylene Copolymer	58mm 2.4" 136mm 5.3"
 MAX 520TR	PLASTICA PANARO		£173 €138	5.1kg	30.2 L 1.1cu'	Carry-Case Polypropylene Copolymer	45mm 1.8" 155mm 11"
 MAX 540H190TR	PLASTICA PANARO		£200 €162	6.3kg 13.8 lb	41.4 L 1.5cu'	Chest Polypropylene Copolymer	50mm 2" 140mm 6.1"
 MAX 540H245TR	PLASTICA PANARO		£205 €167	6.8kg 15 lb	53.4 L 1.9 cu'	Chest Polypropylene Copolymer	50mm 2" 195mm 7.7"
 MAX 620H250TR	PLASTICA PANARO		£242 €201	8.5kg 18.74 lb	71.3 L 2.5cu'	Chest Polypropylene Copolymer	60mm 2.4" 190mm 7.5"
 MAX 620H340TR	PLASTICA PANARO		£249 €206	9.5kg	97 L 3.4cu'	Chest Polypropylene Copolymer	60mm 2.4" 280mm 11"
 MAX 750H280	PLASTICA PANARO		£307 €259	10.2kg	100.8 L 3.6cu'	Chest Polypropylene Copolymer	60mm 2.4" 280mm 11"
 MAX 750H400	PLASTICA PANARO		£326 €276	12.1	144 L 5.1cu'	Chest Polypropylene Copolymer	60mm 2.4" 280mm 11"
 MAX 820	PLASTICA PANARO		n/a	15.4kg	221.4 L 4.3cu'	Chest Polypropylene Copolymer	60mm 2.4" 280mm 11"

Note that Plastica Panaro is the manufacturer of the Elephant Cases listed on page 532 to 535. IBEX Cases of Canada have not yet been included because we have been unable to contact them or access their website for several months. Their website flags as a security risk so we can't really point you in their direction. Fo



# WHEELED HARD CASES


INTERNAL DIMENSIONS	EXTERNAL DIMENSIONS	TEMP RANGE	EYE DIAMETER	PRESSURE VALVE	LOCK/LOCKABLE	SINGL/ DBL LATCHES	ID PANEL/STRAP	CARRY HANDLES *	ERGONOMIC GRIP	FOAM ORGANISE	I.P. MILSPEC	WARRANTY YRS	OTHER COLOURS	NOTES	WWW.
465x335x220mm 18.3x13.2x8.7"	502x422x267mm 19.8x16.6x10.5"	-30to90C -22to194F	8mm 0.3"	■	■	2	□	1	-	□	■	67	□		plasticapanaro.it
500x350x280mm 19.7x13.8x "	555x437x326mm 21.8x11x12.8"	-30to90C -22to194F	8mm 0.3"	■	■	4	□	1	-	□	■	67	□		plasticapanaro.it
500x350x194mm 19.7x13.8x7.6"	555x428x258mm 21.8x16.8x 10.2"	-40to80C 40to176F	8mm 0.3"	■	■	4	□	1	-	□	■	67	□		plasticapanaro.it
520x290x200mm 20.5x11.4x7.9"	585x361x238mm 23x14.2x9.4"	-30to90C -22to194F	8mm 0.3"	■	■	2	□	2	-	□	■	67	□		plasticapanaro.it
538x405x190mm 21.2x15.9x7.5"	604x473x225mm 23.8x18.6x8.9"	-30to90C -22to194F	8mm 0.3"	■	■	4	□	3	-	□	■	67	□		plasticapanaro.it
538x405x245mm 22.1x15.9x9.7"	604x473x283mm 23.8x18.6x11.1"	-30to90C -22to194F	8mm 0.3"	■	■	4	□	3	-	□	■	67	□		plasticapanaro.it
620x460x250mm 24.4x18.1x9.8"	687x528x286mm 27x20.8x11.3"	-30to90C -22to194F	8mm 0.3"	■	■	4	□	3	-	□	■	67	□		plasticapanaro.it
620x460x340 mm 24.4x18.1x13.4"	690x530x370 mm 27.2x21x14.6"	-30to90C -22to194F	8mm 0.3"	■	■	4	□	4	-	□	■	67	□	Available without telescopic handle	plasticapanaro.it
750x480x280mm 29.5x18.9x11"	816x540x306mm 32.1x21.3x12"	-30to90C -22to194F	9.5mm 0.4"	■	■	7	□	4	-	□	■	67	□	No Telescopic handle- double width top handle instead	plasticapanaro.it
750x480x400mm 29.5x18.9x15.75"	816x540x426mm 32.1x21.3x16.8"	-30to90C -22to194F	9.5mm 0.4"	■	■	7	■	3	-	□	■	67	□	No Telescopic handle- double width top handle instead	plasticapanaro.it
820x600x450mm 32.3x23.6x17.7"	880x660x483mm 34.6x26x19"	-30to90C -22to194F	9.5mm 0.4"	■	■	7	■	3	-	□	■	67	□	NEW. No Telescopic handle- double width top handle instead	plasticapanaro.it

reference they have have 3 cases relevant to this GUIDE which are still available on Amazon and via some suppliers, the 1800, 2500 and 2700.

**IMAGES NOT TO SCALE**  
 COST: Approx (\*) & include local tax/VAT.  
 COSTS in £\$€= Currency conversion only.  
 CASE TYPES: 1=Carry Case, 1A=Carry On,  
 2=Chest,5=Long 6=Crate, 7=Rack.  
 HANDLES\*: exc 1x telescoping handle  
 FOAM/ORGANISE: ☐= Option  
 WARRANTY: ☐=Limited Lifetime  
 ■=LIMITED Lifetime

MODEL	COMPANY	ORIGIN	COST	WT (empty)	VOLUME	TYPE of CASE MATERIAL	DEPTH of LID BASE
 SE-830	SEAHORSE		\$113	4.24kg 9.33 lb	28L 1cu'	Carry-On Co-Polymer Polypropylene	43mm 1.7" 155mm 6.1"
 SE-920	SEAHORSE		£153 \$118	6.45kg 14.2 lb	41.75L 1.47cu'	Carry-On Co-Polymer Polypropylene	61mm 2.4" 175mm 6.9"
 SE-1220	SEAHORSE		\$189	11.66kg 25.7 lb	107.6L 3.8cu'	Chest Co-Polymer Polypropylene	71mm 2.8" 251mm 9.9"
 3i-1914-8	SKB		£234 \$194 €262	5.85kg 12.9 lb	35.25L 1.25cu'	Carry-On Co-Polymer Polypropylene	50mm 2" 152mm 6"
 3i-2011-7	SKB		£170 \$156	4.76kg 10.5 lb	28L 1cu'	Carry-On Co-Polymer Polypropylene	50mm 2" 139mm 5.5"
 3i-2011-10	SKB		\$	5.8kg 12.75 lb	40L 1.4cu'	Carry-Case Co-Polymer Polypropylene	50mm 2" 216mm 8.5"
 3i-2015-10	SKB		£248 \$206	6kg 13.2 lb	52L 1.8cu'	Carry-Case Co-Polymer Polypropylene	50mm 2" 203mm 8"
 3i-2213-12	SKB		£248 \$206	7.44kg 16.4 lb	56.2L 2cu'	Carry-Case Co-Polymer Polypropylene	50mm 2" 152mm 6"
 3i-2217-10	SKB		£252 \$211	7.66kg 16.9 lb	64L 2.26cu'	Carry-Case Co-Polymer Polypropylene	50mm 2" 216mm 8.5"
 3i-2217-12	SKB		£264 \$234	8.25kg 18.2 lb	77.4L 2.7cu'	Chest Co-Polymer Polypropylene	50mm 2" 272mm 10.7"
 3i-2222-12	SKB		£283 \$256	9.3kg 20.6 lb	103.7L 3.7cu'	Chest Co-Polymer Polypropylene	50mm 2" 266mm 10.5"
 3i-2317-14	SKB		£295 \$223 €309	9kg 19.9 lb	89L 3.1cu'	Chest Co-Polymer Polypropylene	63.5mm 2.5" 292mm 11.5"

# WHEELED HARD CASES

INTERNAL DIMENSIONS	EXTERNAL DIMENSIONS	TEMP RANGE	EYE DIAMETER	PRESSURE VALVE	LOCK/LOCKABLE	SINGL/DBL LATCHES	ID PANEL/STRAP	CARRY HANDLES *	ERGONOMIC GRIP	FOAM ORGANISE	I.P. MILSPEC	WARRANTY YRS	OTHER COLOURS	NOTES	WWW.
500x280x200mm 19.5x11x7.8"	560x350x230mm 21.9x13.9x8.9"	n/a	9mm 0.35"	■	■ □	2	-	2	-	□ □	67	■	■ ■	Some colours are options in some countries. 3 Latch options. Bearing wheels	seahorsecases.net
562x344x216mm 22.1x13.5x8.5"	617x406x257mm 24.3 x 16.0 x 10.1"	n/a	9mm 0.35"	■	■ □	2	-	2	■ ■	□ □	67	■	■ ■ ■	Some colours are options in some countries. 3 Latch options. Bearing wheels	seahorsecases.net
653x495x333mm 25.7x19.5x13.1"	721x566x390mm 28.4x22.3x15.3"	n/a	9mm 0.35"	■	■	6	-	3	-	□ □		■	■ ■ ■	Some colours are options in some countries. 3 Latch options. Bearing wheels	seahorsecases.net
483x368x200mm 19x14.5x8"	540x425x255mm 21.3x16.75x9.8"	-56to82C -69to180F	10mm 0.4"	■	■	2	-	3	■ ■	□	67	■			skbcases.com
520x293x190mm 20.5x11.5x7.5"	556x355x229mm 21.9x14x9"	-56to82C -69to180F	10mm 0.4"	■	■ □	2	-	2	■	□ □	67	■		Also available with cantilever trays 	skbcases.com
508x293x269mm 20x11.5x10.6"	558x355x305mm 22x14x12"	-56to82C -69to180F	10mm 0.4"	■	■ □	2	-	2	■	□	67	■			skbcases.com
520x393x254mm 20.5x15.5x10"	582x457x293mm 22.9x18x11.5"	-56to82C -69to180F	10mm 0.4"	■	■ □	2	-	2	■	□ □	67	■			skbcases.com
559x330x305mm 22x13x12"	615x425x348mm 24.2x15.5x13.7"	-56to82C -69to180F	10mm 0.4"	■	■	2	-	3	■	□	67	■		Also 2215-8 model £281/€281	skbcases.com
559x430x269mm 22x17x10.6"	623x492x310mm 24.5x19.4x12.2"	-56to82C -69to180F	10mm 0.4"	■	■	4	-	3	■	□ □	67	■			skbcases.com
559x430x322mm 22x17x12.7"	618x495x365mm 243x19.5x14.4"	-56to82C -69to180F	10mm 0.4"	■	■	4	-	3	■	□ □	67	■			skbcases.com
572x572x317mm 22.5x22.5x12.5"	620x635x359mm 24.8x25x14.2"	-56to82C -69to180F	10mm 0.4"	■	■	6	-	3	■	□ □	67	■			skbcases.com
584x430x355mm 23x17x14"	651x495x397mm 25.6x19.5x15.6"	-56to82C -69to180F	10mm 0.4"	■	■	5	-	3	■	□	67	■			skbcases.com

**IMAGES NOT TO SCALE**

COST: Approx (~) & include local tax/VAT.

COSTS in £/\$= Currency conversion only.

CASE TYPES: 1=Carry Case, 1A=Carry On, 2=Chest,5=Long 6=Crate, 7=Rack.

HANDLES\*: exc 1x telescoping handle

FOAM/ORGANISE: = Option

WARRANTY: =Limited Lifetime

=Lifetime

MODEL	COMPANY	ORIGIN	COST	WT (empty)	VOLUME	TYPE of CASE MATERIAL	DEPTH of LID BASE
3i-2421-7	SKB		£306 \$244	8.35kg 18.34 lb	58L 2.1cu'	Carry-Case/Chest Co-Polymer Polypropylene	50mm 2" 127mm 5"
3i-2424-14*	SKB		£310 \$267	11.1kg 24.5 lb	132.5L 4.7cu'	Chest Co-Polymer Polypropylene	50mm 2" 252mm 12"
3i-2617-12*	SKB		£261 \$228	9.4kg 20.8 lb	89.6L 3.2cu'	Chest Co-Polymer Polypropylene	50mm 2" 254mm 10"
3i-2914-15	SKB		\$234	9.2kg 20.2 lb	100L 3.5cu'	Chest Co-Polymer Polypropylene	50mm 2" 330mm 13"
3i-2918-10	SKB		£312 \$234	9.7kg 21.6 lb	92.6L 3.3cu'	Chest Co-Polymer Polypropylene	50mm 2" 220mm 8.85"
3i-2918-14	SKB		£318 \$244	10.52kg 23.2 lb	119.6L 4.2cu'	Chest Co-Polymer Polypropylene	63.5mm 2.5" 292mm 11.5"
3i-2922-10	SKB		£462 \$302	12.2kg 26.9lb	104.6L 3.7cu'	Chest Co-Polymer Polypropylene	50mm 2" 356mm 8.5"
3i-2922-16	SKB		£338 \$306	12.7kg 28 lb	167.3L 5.9cu'	Chest Co-Polymer Polypropylene	50mm 2" 356mm 14"
3i-3016-10	SKB		£304 \$223	8kg 17.6 lb	78.6L 2.8cu'	Chest Co-Polymer Polypropylene	50mm 2" 203mm 8"
3i-3019-12	SKB		£294 \$267	10.6kg 23.5 lb	117L 4.1cu'	Chest Co-Polymer Polypropylene	50mm 2" 254mm 10"
3i-3021-18	SKB		£363 \$334 €458	13kg 28.8 lb	185.6L 6.6cu'	Chest Co-Polymer Polypropylene	50mm 2" 406mm 16"
3i-3026-15	SKB		£383 \$356	14.3kg 31.6 lb	202.3L 7.1cu'	Chest Co-Polymer Polypropylene	50mm 2" 343mm 13.5"



# WHEELED HARD CASES

INTERNAL DIMENSIONS	EXTERNAL DIMENSIONS	TEMP RANGE	EYE DIAMETER	PRESSURE VALVE	LOCK/ LOCKABLE	SINGL/DBL LATCHES	ID PANEL/STRAP	CARRY HANDLES *	ERGONOMIC GRIP	FOAM ORGANISE	I.P. MILSPEC	WARRANTY YRS	OTHER COLOURS	NOTES	WWW.
613x533x178mm 24.1x21x7"	666x597x220mm 26.2x23.5x8.7"	-56to82C -69to180F	10mm 0.4"	■	■	6	-	3	■	□	■	67	■		skbcases.com
610x610x356mm 24x24x14"	673x674x397mm 26.5x26.5x15.6"	-56to82C -69to180F	10mm 0.4"	■	■	6	-	3	■	□	■	67	■	*Also 2424-10 model with 10"interior height	skbcases.com
660x445x305mm 26x17.5x12"	726x508x247mm 28.6x20x13.6"	-56to82C -69to180F	10mm 0.4"	■	■	5	-	3	■	□	■	67	■	*Also 2615-10 model with 10"interior height	skbcases.com
737x356x381mm 29x14x15"	833x424x403mm 32.8x16.7x15.9"	-56to82C -69to180F	10mm 0.4"	■	■	5	-	3	■	□	■	67	■		skbcases.com
737x457x275mm 29x18x10.8"	801x529x317mm 31.7x20.5x12.5"	-56to82C -69to180F	10mm 0.4"	■	■	5	-	3	■	□	■	67	■		skbcases.com
737x457x355mm 29x18x14"	801x529x400mm 31.7x20.5x15.75"	-56to82C -69to180F	10mm 0.4"	■	■	5	-	3	■	□	■	67	■		skbcases.com
737x559x254mm 29x22x10.5"	813x622x310mm 32x24.5x12.25"	-56to82C -69to180F	10mm 0.4"	■	■	7	-	3*	■	□	■	67	■	*3 does not include drag handle which is not telescopic	skbcases.com
737x559x406mm 29x22x16"	813x622x428mm 32x24.5x17"	-56to82C -69to180F	10mm 0.4"	■	■	5	-	3*	■	□	■	67	■	*3 does not include drag handle which is not telescopic.	skbcases.com
762x406x254mm 30x16x10 "	823x470x276mm 32.4x18.5x11"	-56to82C -69to180F	10mm 0.4"	■	■	7	-	3*	■	□	■	67	■	*3 does not include drag handle which is not telescopic	skbcases.com
775x495x305mm 30x19x12"	849x560x327mm 33.4x22x12.9"	-56to82C -69to180F	10mm 0.4"	■	■	7	-	3*	■	□	■	67	■	*3 does not include drag handle which is not telescopic	skbcases.com
762x533x457mm 30x21x18 "	837x598x479mm 32.9x23.5x18.9"	-56to82C -69to180F	10mm 0.4"	■	■	7	-	3*	■	□	■	67	■	*3 does not include drag handle which is not telescopic	skbcases.com
780x660x394mm 30x26x15.5"	856x725x415mm 33.7x28.5x16.4"	-56to82C -69to180F	10mm 0.4"	■	■	7	-	3*	■	□	■	67	■	*3 does not include drag handle which is not telescopic	skbcases.com

**IMAGES NOT TO SCALE**

COST: Approx (~) & include local tax/VAT.  
 COSTS in £/\$/€= Currency conversion only.  
 CASE TYPES: 1=Carry Case, 1A=Carry On,  
 2=Chest,5=Long 6=Crate, 7=Rack.  
 HANDLES\*: exc 1x telescoping handle  
 FOAM/ORGANISE: = Option  
 WARRANTY: =Limited Lifetime  
=LIMITED Lifetime



MODEL	COMPANY	ORIGIN	COST	WT (empty)	VOLUME	TYPE of CASE MATERIAL	DEPTH of LID BASE
3i-3424-12	SKB		£421 \$400 €611	13.7kg 30.4 lb	176L 6.2cu'	Chest Co-Polymer Polypropylene	50mm 2" 273mm 10.75"
3i-3613-12	SKB		£368 \$295 €380	9.2kg 20.2 lb	100L 3.45u'	Long Chest Co-Polymer Polypropylene	50mm 2" 254mm 10"
3i-3913-12	SKB		£406 \$302	10kg 22.2 lb	110L 3.9cu'	Long Chest Co-Polymer Polypropylene	50mm 2" 271mm 10.7"
3i-4213-12	SKB		£362 \$322	10.3kg 22.8lb	114L 4cu'	Long Chest Co-Polymer Polypropylene	50mm 2" 258mm 10.2"
3R-1209-26	SKB		£499 \$650	n/a	47.5L 1.7cu'	Chest Moulded Polyethylene	70mm 2.75" 610mm 24"
3R-1919-14	SKB		£464 \$643 €520	9.5kg 21 lb	87.8L 3cu'	Chest/Rack Moulded Polyethylene	83mm 3.2" 290mm 11.4"
3R-2217-10	SKB		£383 \$563 €430	9.3kg 20.5 lb	72L 2.5cu'	Chest/Rack Moulded Polyethylene	79mm 3.1" 188mm 7.4"
3R-2222-12	SKB		£441 \$606 €493	11.6kg 25.7 lb	96.2L 3.4cu'	Chest/Rack Moulded Polyethylene	79mm 3.1" 229mm 9"
3R-2423-17	SKB		£602 \$830 €675	14kg 30.8 lb	155L cu'	Chest/Rack Moulded Polyethylene	95mm 3.75" 338mm 13.3"
3R-2621-10	SKB		£559 \$630	15kg 33 lb	92.7L 3.3cu'	Chest/Rack Moulded Polyethylene	50mm 1.95" 203mm 8"
3R-2817-10	SKB		£420 \$587	10.2kg 22.4 lb	90.7L 3.2cu'	Chest/ Rack Moulded Polyethylene	50mm 2" 218mm 8.6"
3R-3025-15	SKB		£647 \$883 €725	18kg 39.7 lb	190L 6.7cu'	Chest/ Rack Moulded Polyethylene	99mm 3.9" 290mm 11.4"

# WHEELED HARD CASES

INTERNAL DIMENSIONS	EXTERNAL DIMENSIONS	TEMP RANGE	EYE DIAMETER	PRESSURE VALVE	LOCK/LOCKABLE	SINGL/DBL LATCHES	ID PANEL/STRAP	CARRY HANDLES *	ERGONOMIC GRIP	FOAM ORGANISE	I.P. MILSPEC	WARRANTY YRS	OTHER COLOURS	NOTES	WWW.
876x622x324mm 34x24x12.75"	950x687x346mm 37.4x27x13.6"	-56to82C -69to180F	10mm 0.4"	■	■	7	-	3*	■	□	■	67	■	*3 does not include drag handle which is not telescopic	skbcases.com
915x343x305mm 36x13.5x12"	982x408x326mm 39x16x12.8"	-56to82C -69to180F	10mm 0.4"	■	■	6	-	3*	■	□	■	67	■	*Includes the pull handle which is an enlarged carry handle and not telescopic	skbcases.com
998x343x322mm 39.3x13.5x12.7"	1067x407x356mm 42x16x14"	-56to82C -69to180F	10mm 0.4"	■	■	6	-	3*	■	□	■	67	■	*Includes the pull handle which is an enlarged carry handle and not telescopic	skbcases.com
1080x343x309mm 42.5x13.5x12.2"	1145x407x330mm 45.5x16x13"	-56to82C -69to180F	10mm 0.4"	■	■	6	-	3*	■	□	■	67	■	*Includes the pull handle which is an enlarged carry handle and not telescopic	skbcases.com
305x229x680mm 12x9x26.75"	371x338x737mm 14.6x13.3x29"	-56to82C -69to180F	10mm 0.4"	■	■	2*	-	2	■	-	■	67	■	*Latches= military-style, stainless Steel wing-latch.-applies to all SKB R-series cases in this list.	skbcases.com
486x486x372mm 19x19x14.6"	572x572x429mm 22.5x22.5x16.9"	-56to82C -69to180F	10mm 0.4"	■	■	6*	-	4	■	□	■	67	■		skbcases.com
559x432x267mm 22x17x10.5"	648x521x305mm 25.5x20.5x12"	-56to82C -69to180F	10mm 0.4"	■	■	4*	-	3	■	□	■	67	■		skbcases.com
559x559x308mm 22x22x12.1"	648x648x345mm 25.5x25.5x13.6"	-56to82C -69to180F	10mm 0.4"	■	■	6*	-	3	■	□	■	67	■		skbcases.com
610x584x437mm 24x23x17.2"	700x676x475mm 27.75x26.6x18.7"	-56to82C -69to180F	10mm 0.4"	■	■	6*	-	4	■	□	■	67	■		skbcases.com
671x544x254mm 26.4x21.4x10"	747x616x362mm 29.4x24.25x14.25"	-56to82C -69to180F	10mm 0.4"	■	■	6*	-	4	■	□	■	67	■		skbcases.com
737x451x273mm 29x17.75x10.75"	826x562x307mm 31.7x 21.2x12.1 "	-56to82C -69to180F	10mm 0.4"	■	■	3*	-	3	■	□	■	67	■		skbcases.com
767x640x387mm 30.2x25.2x15.25"	856x730x426mm 33.7x28.75x16.75"	-56to82C -69to180F	10mm 0.4"	■	■	7*	-	6	■	□	■	67	■		skbcases.com

**IMAGES NOT TO SCALE**

COST: Approx (~) & include local tax/VAT.  
 COSTS in £/\$/€ = Currency conversion only.  
 CASE TYPES: 1=Carry Case, 1A=Carry On,  
 2=Chest,5=Long 6=Crate, 7=Rack.  
 HANDLES\*: exc 1x telescoping handle  
 FOAM/ORGANISE:  Option  
 WARRANTY:  Lifetime



























MODEL	COMPANY	ORIGIN	COST	WT (empty)	VOLUME	TYPE of CASE MATERIAL	DEPTH of LID BASE
3R-3214-15	SKB		£621 \$938	14kg 30.9 lb	123.8L 4.4cu'	Chest/Racks Moulded Polyethylene	83mm 3.25" 290mm 11.4"
3R-3426-19	SKB		£975 \$750	24.7kg 54.4 lb	280L 9.9cu'	Chest/Racks Moulded Polyethylene	70mm 2.75" 413mm 16.25"
3R-3722-20	SKB		£866 \$750	n/a	269L 9.5cu'	Chest/Racks Moulded Polyethylene	76mm 3" 407mm 16"
Renegade 22	SURELOCK SECURITY		\$180	6.5kg 9.5 lb	27L 0.95cu'	Carry-On Polypropylene	50mm 2" 150mm 6"
735	TURTLECASES		\$247	5.3kg 11.6 lb	28.5L 1cu'	Carry-On Polypropylene NK-7	53mm 2.1" 137mm 5.4"
738	TURTLECASES		\$247	6.6kg 14.5 lb	51L 1.8cu'	Carry Case Polypropylene NK-7	53mm 2.1" 9.5mm 242"
750	TURTLECASES		\$356	6.8kg 15.1 lb	51.9L 1.8cu'	Chest Polypropylene NK-7	53mm 2.1" 203mm 8"
760	TURTLECASES		\$484	8.7kg 19.2 lb	79L 2.8cu'	Chest Polypropylene NK-7	53mm 2.1" 274mm 10.8"
6001	TITAN AV		A\$265	4.78kg 10.5 lb	29.9L 1cu'	Carry Case Polypropylene	50mm 2" 150mm 6"
6002	TITAN AV		A\$469	5.8kg 12.8 lb	37.9L 1.3cu'	Carry Case Polypropylene	45mm 1.75" 170mm 6.7"
6003	TITAN AV		A\$429	8kg 17.6 lb	61.1L 2.2cu'	Chest Polypropylene	35mm 1.4" 250mm 9.8"
6004	TITAN AV		A\$469	9.25kg 20.4 lb	74.1L 2.6cu'	Chest Polypropylene	35mm 1.4" 250mm 9.8"



# WHEELED HARD CASES

INTERNAL DIMENSIONS	EXTERNAL DIMENSIONS	TEMP RANGE	EYE DIAMETER	PRESSURE VALVE	LOCK/LOCKABLE	SNGL/DBL LATCHES	ID PANEL/STRAP	CARRY HANDLES *	ERGONOMIC GRIP	FOAM ORGANISE	I.P. MILSPEC	WARRANTY YRS	OTHER COLOURS	NOTES	WWW.
813x368x414mm 32x14.5x16.3"	894x447x455mm 35.2x17.6x17.9"	-56to82C -69to180F	10mm 0.4"	■	■	5*	-	2	■	□	■	■			skbcases.com
870x667x483mm 34.25x26.25x19"	946x734x584mm 37.2x28.9x23"	-56to82C -69to180F	10mm 0.4"	■	■	7*	-	6	■	-	■	■		*Latches= military-style, stainless Steel wing-latch.-applies to all SKB R-series cases in this list	skbcases.com
943x562x508mm 37.5x22.25x20"	1022x635x584mm 40.2x25x23"	-56to82C -69to180F	10mm 0.4"	■	■	7*	■	6	■	-	■	■			skbcases.com
501x279x193mm 19.7x11x7.6"	559x351x229mm 22x13.8x9"		9mm 0.35"	■	■	2	-	2	■	■	■	■		Also rebadged by many resellers including Trifibre Cases in the UK	
521x287x190mm 20.5x11.3x7.5"	559x356x229mm 22x14x9"	-28to60C -18to140F	6mm 0.25"	■	■	2	-	2	■	■	■	□		stainless steel hardware	turtlecase.com
546x317x295mm 21.5x12.5x11.6"	604x395x335mm 23.8x15.5x13.2"	-28to60C -18to140F	6mm 0.25"	■	■	2	-	2	■	■	■	□		stainless steel hardware	turtlecase.com
521x389x256mm 20.5x15.3x10.1"	579x465x297mm 22.8x18.3x11.7"	-28to60C -18to140F	6mm 0.25"	■	■	2	-	2	■	□	■	□		stainless steel hardware	turtlecase.com
559x432x328mm 22x17x12.9"	645x508x368mm 25.4x20x14.5"	-28to60C -18to140F	6mm 0.25"	■	■	4	-	2	■	■	■	□		stainless steel hardware	turtlecase.com
520x288x200mm 20.5x11.3x7.9"	580x345x230mm 22.8x13.6x14.5"	n/a	7mm 0.3"	■	■	4	-	2	-	■	■	2		Prices for TitanAV range INCLUDE foam	vfmgroup.com.au
490x360x215mm 16.3x14.2x8.5"	550x425x257mm 21.6x16.7x10.1"	n/a	7mm 0.3"	■	■	4	-	1	-	□	■	2		Listed as non-stackable but has prominent locating lugs for safer stacking	vfmgroup.com.au
645x395x240mm 25.4x15.5x9.5"	715x460x285mm 28.1x18.1x11.2"	n/a	7mm 0.3"	■	■	6	-	3	-	■	■	2		Listed as non-stackable but has prominent locating lugs for safer stacking	vfmgroup.com.au
650x400x285mm 25.6x15.7x11.2"	710x458x335mm 28x18x13.2"	n/a	7mm 0.3"	■	■	6	-	3	-	■	■	2		Listed as non-stackable but has prominent locating lugs for safer stacking	vfmgroup.com.au

**IMAGES NOT TO SCALE**  
 COST: Approx (~) & include local tax/VAT.  
 COSTS in £\$€= Currency conversion only.  
 CASE TYPES: 1=Carry Case, 1A=Carry On,  
 2=Chest,5=Long 6=Crate, 7=Rack.  
 HANDLES\*: exc 1x telescoping handle  
 FOAM/ORGANISE: = Option  
 WARRANTY: =Limited Lifetime  
=LIMITED Lifetime

	MODEL	COMPANY	ORIGIN	COST	WT (empty)	VOLUME	TYPE of CASE MATERIAL	DEPTH of LID BASE
	822 Loadout (Transit*)	UNDERWATER KINETICS		£460* \$507* €613*	8.7kg* 19.2lb	54.8L 1.9 cu'	Carry-Case/Chest Polypropylene or ABS*	56mm 2.2" 157mm 6.2"
	827 Loadout (Transit*)	UNDERWATER KINETICS		£507* \$546* €660*	9.6kg* 21.2lb	67.2L 2.4 cu'	Chest Polypropylene or ABS*	56mm 2.2" 157mm 6.2"
	1022 Loadout (Transit*)	UNDERWATER KINETICS		£507* \$546* €672*	9.6kg* 21.2lb	71.2L 2.5 cu'	Chest Polypropylene or ABS*	119mm 4.7" 157mm 6.2"
	1122 Loadout (Transit*)	UNDERWATER KINETICS		£667* \$583* €720*	9.6kg* 21.2lb	71.2L 2.5 cu'	Chest Polypropylene or ABS*	56mm 2.2" 221mm 8.7"
	1322 Loadout (Transit*)	UNDERWATER KINETICS		£691* \$603* €744*	10.5kg* 23.2lb	87.4L 3.1 cu'	Chest Polypropylene or ABS*	119mm 4.7" 221mm 8.7"
	1422 Loadout (Transit*)	UNDERWATER KINETICS		£714* \$623* €768*	10.5kg* 23.2lb	87.4L 3.1 cu'	Chest Polypropylene or ABS*	56mm 2.2" 284mm 11.2"
	1127 Loadout (Transit*)	UNDERWATER KINETICS		£691* \$603* €744*	10.5kg* 23.2lb	87.4L 3.1 cu'	Chest Polypropylene or ABS*	56mm 2.2" 221mm 8.7"
	1027 Loadout (Transit*)	UNDERWATER KINETICS		£667* \$583* €720*	10.5kg* 23.2lb	87.4L 3.1 cu'	Chest Polypropylene or ABS*	119mm 4.7" 157mm 6.2"
	1622 Loadout (Transit*)	UNDERWATER KINETICS		£739* \$642* €793*	11.4kg* 25.2lb	103.9L 3.7 cu'	Chest Polypropylene or ABS*	119mm 4.7" 284mm 11.2"
	1327 Loadout (Transit*)	UNDERWATER KINETICS		£714* \$623* €768*	11.4kg* 25.2lb	107.3L 3.8 cu'	Chest Polypropylene or ABS*	119mm 4.7" 221mm 8.7"
	1427 Loadout (Transit*)	UNDERWATER KINETICS		£739* \$642* €793*	11.4kg* 25.2lb	107.3L 3.8 cu'	Chest Polypropylene or ABS*	56mm 2.2" 284mm 11.2"
	1627 Loadout (Transit*)	UNDERWATER KINETICS		£763* \$662* €817*	12.3kg* 27.2lb	127.5L 4.5 cu'	Chest Polypropylene or ABS*	119mm 4.7" 284mm 11.2"

# WHEELED HARD CASES

INTERNAL DIMENSIONS	EXTERNAL DIMENSIONS	TEMP RANGE	EYE DIAMETER	PRESSURE VALVE	LOCK/LOCKABLE	SINGL/DBL LATCHES	ID PANEL/STRAP	CARRY HANDLES *	ERGONOMIC GRIP	FOAM ORGANISE	I.P. MILSPEC	WARRANTY YRS	OTHER COLOURS	NOTES	WWW.
559x460x213mm 22x18.1x " "	612x516x249mm 24.1x20.3x9.8"	-29to71C -20to160F	6mm 0.25"	■	■	6*	-	3	■	□	■	67	■	*for ABS version (Transit) add approx 12% to price & 20% to weight. Applies to all UWK cases in this list	uwkcase.com uwkinetics.eu
686x460x213mm 27x18.1x8.4"	739x516x249mm 29.1x20.3x9.8"	-29to71C -20to160F	6mm 0.25"	■	■	6*	-	3	■	□	■	67	■	*Latches= military-style, stainless Steel wing-latch. Applies to all UWK cases in this list	uwkcase.com uwkinetics.eu
559x460x277mm 22x18.1x10.9 " "	612x516x312mm 24.1x20.3x12.3"	-29to71C -20to160F	6mm 0.25"	■	■	6*	-	3	■	□	■	67	■	Lid easily detached. Bearing rollers. Applies to all UWK cases in this list	uwkcase.com uwkinetics.eu
559x460x277mm 22x18.1x10.9 " "	612x516x312mm 24.1x20.3x12.3"	-29to71C -20to160F	6mm 0.25"	■	■	6*	-	3	■	□	■	67	■		uwkcase.com uwkinetics.eu
559x460x340mm 22x18.1x13.4"	612x516x376mm 24.1x20.3x14.8"	-29to71C -20to160F	6mm 0.25"	■	■	6*	-	3	■	□	■	67	■		uwkcase.com uwkinetics.eu
559x460x340mm 22x18.1x13.4"	612x516x376mm 24.1x20.3x14.8"	-29to71C -20to160F	6mm 0.25"	■	■	6*	-	3	■	□	■	67	■		uwkcase.com uwkinetics.eu
686x460x277mm 27x18.1x10.9"	739x516x312mm 29.1x20.3x12.3"	-29to71C -20to160F	6mm 0.25"	■	■	6*	-	3	■	□	■	67	■		uwkcase.com uwkinetics.eu
686x460x277mm 27x18.1x10.9"	739x516x312mm 29.1x20.3x12.3"	-29to71C -20to160F	6mm 0.25"	■	■	6*	-	3	■	□	■	67	■		uwkcase.com uwkinetics.eu
559x460x404mm 22x18.1x15.9 " "	612x516x439mm 24.1x20.3x17.3"	-29to71C -20to160F	6mm 0.25"	■	■	6*	-	3	■	□	■	67	■		uwkcase.com uwkinetics.eu
686x460x340mm 27x18.1x13.4"	739x516x376mm 29.1x20.3x14.8"	-29to71C -20to160F	6mm 0.25"	■	■	6*	-	3	■	□	■	67	■		uwkcase.com uwkinetics.eu
686x460x340mm 27x18.1x13.4"	739x516x376mm 29.1x20.3x14.8"	-29to71C -20to160F	6mm 0.25"	■	■	6*	-	3	■	□	■	67	■		uwkcase.com uwkinetics.eu
686x460x404mm 27x18.1x15.9"	739x516x439mm 29.1x20.3x17.3"	-29to71C -20to160F	6mm 0.25"	■	■	6*	-	3	■	□	■	67	■		uwkcase.com uwkinetics.eu

# AHP

APPALACHIAN  
HITCHING  
POST

## Getting to the Edge Faster Starts at the Hitch

MADE FOR VORTEX



AHP (APPALACHIAN HITCHING POST)

- Reduce complexity of AHD setups
- Compatible with various Vortex configurations
- Connects to standard 2" receiver
- Available with 90° adapter



EXPERT USE ONLY

rock exotica®